

THE
WORLD'S
FINEST
TOOLS

Snap-on

Snap-on®

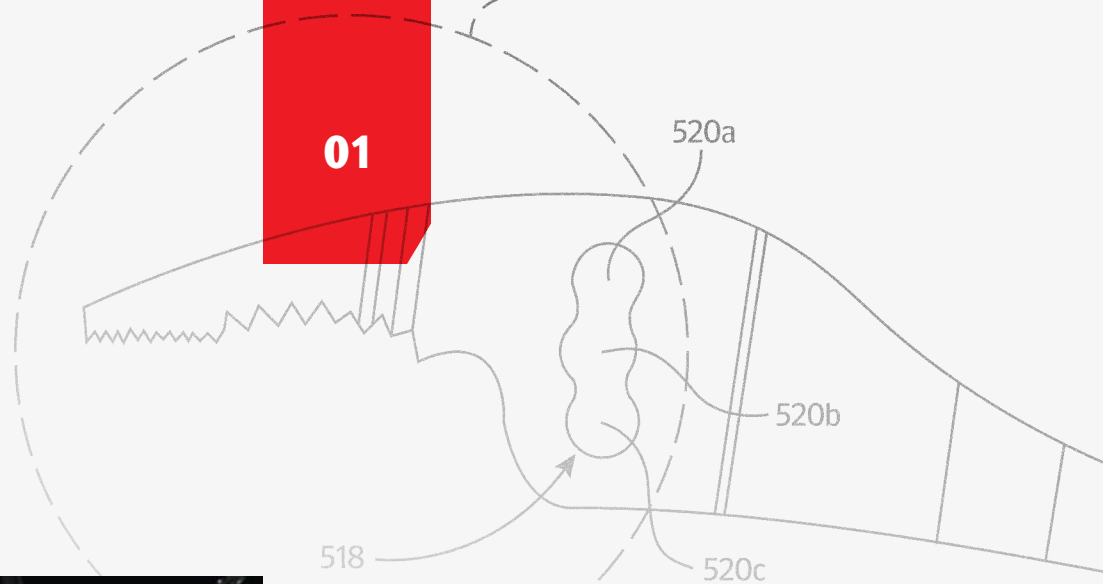
snapon.com



“By adding new ideas to existing ones, we create innovation and change. And customers benefit from both concepts.”

Rik
Product Manager, Hand Tools

01



**TWO THINGS
ARE CONSTANT:**

**CHANGE
AND OUR
ABILITY
TO HELP
YOU STAY
AHEAD OF IT.**

Fig. 5A



LN47ACF
9" Talon Grip™ Long Nose Slip Joint Pliers

From the very beginning, Snap-on has been at the forefront of change. Over a century ago, our innovative interchangeable socket wrenches transformed the industry. And as things continued to evolve, we developed new tools to meet the changing needs. Today, the automotive industry is facing some of the most dramatic advances yet, with the growth of EVs and even self-driving vehicles. But one thing won't change: We'll always be here to help you adapt.

ALWAYS INNOVATING. NEVER COMPROMISING.

To meet the needs of a demanding job, you require tools you can count on. Tools built for today's new breed of cars and trucks. Snap-on makes thousands of them, all designed to provide unique solutions that help you get the job done. And all built to last for the years that lie ahead. From a new take on our classic socket wrench to advanced diagnostic equipment, no one contributes to your success like Snap-on.

“As a technician, I used Snap-on tools because they could be repaired instead of replaced. Now that I work for Snap-on, I want to continue that and create even more field repairable tools to avoid lost shop time.”

Nick
Supervisor, Advanced Applied Engineering

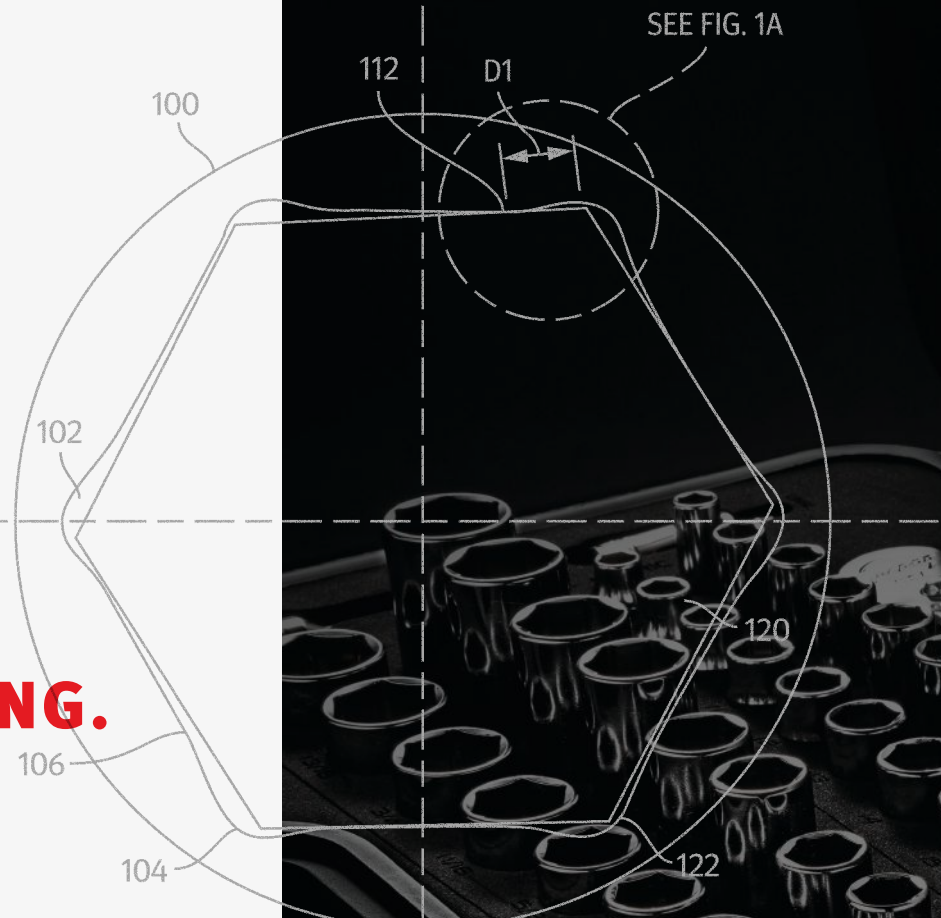


Fig. 1

251FSMBFR
51 pc 3/8" Drive 6-Point Metric/SAE Flank Drive®
General Service Foam Set



TOOL STORAGE	5–100
1/4" DRIVE TOOLS	104–143
3/8" DRIVE TOOLS	144–200
1/2" DRIVE TOOLS	201–235
3/4" DRIVE TOOLS	236–244
1", 1½", 2½" DRIVE TOOLS	245–255
WRENCHES	256–308
TORQUE	309–341
SCREWDRIVERS Awls, Hooks , Picks, Prybars	342–376
PLIERS	377–393
PUNCHES, CHISELS, HAMMERS	394–402
GENERAL HAND TOOLS Files, Scrapers, Spark Plugs, Threading, Extractors, Pullers, Diesel, Other	403–475
SET BUILDING	476–490
POWER TOOLS	491–576
TESTING & ELECTRONICS Specialty Meters, Analyzers, Fuel & Engine Systems	580–629
WELDING	630–652
UNDERCAR	653–693
BATTERY SERVICE	694–702
AIR CONDITIONING	703–713
COOLING	714–722
SHOP EQUIPMENT Lighting, Creepers, Measuring, Pick-up Tools, Compressors, Presses	723–816
SHOP CLEANING Parts Washers, Pressure Washers, Vacuums, Shop Fans	817–825
SAFETY	826–836
DIAGNOSTICS	837–878
INDEX	II–I31



“Snap-on is quality at the highest level. These tool storage units are incredibly durable, and the fit and finish is unmatched.”

Todd
Gordie Boucher Ford

CTR867
14.4 V 3/8" Drive MicroLithium Cordless Long-Neck Ratchet

TOOL STORAGE

Fig. 4

OVERVIEW

6-7

EPIQ™ SERIES

8-22

MASTERS SERIES

23-31

CLASSIC SERIES

32-40

HERITAGE SERIES

41-47

MOBILE SOLUTIONS

48-65

CENTRIQ™

66-71

ACCESSORIES

72-100



“When you’re working on a job, you visualize the tool you need for a specific fastener. And right there it is, right when you need it, in your Snap-on toolbox.”

***Dean
Zeigler Nissan***

108

02

102

120

118

104

112

110

114

116

TOOL STORAGE DESIGNED FOR WHAT THE FUTURE HOLDS.



KCP1422
55" 10-Drawer Classic Series Roll Cab
with Workcenter

As tools have advanced, so have the ways to store them. Snap-on® tool storage units deliver unsurpassed efficiency and organization. Lights to make it easier to see inside the drawers. Convenient charging for power tools and other devices. Endless options for bulk storage overhead and in lockers that ensure security and keep your most frequently used tools instantly available. We also stay ahead of the curve with unique paint colors and trim options that make personalization easy. This is tool storage designed with the future in mind.

EPIQ™ SERIES: QUICK REFERENCE CHART



KEVN68TA7PWZ




KEVP68TA3BLS

Roll Cabs	Specifications	KEVN68TA	KEVP68TA	
Capacity	Approx Cubic Inches (cm ³)	129,514 (2,122,354)	129,514 (2,122,354)	
	Approx Square Inches (cm ²)	21,733 (140,213)	21,733 (140,213)	
Footprint	Width, inches (mm)	134 (3,404)	134 (3,404)	
	Depth, inches (mm)	30 (762) / 34 (864)	30 (762) / 34 (864)	
	Height, inches (mm)	75 (1,905)	75 (1,905)	
Drawers	Drawer Banks	2	2	
	Drawer Count	10 (in roll cab)	10 (in roll cab)	
	Widest Drawer, inches (mm) [qty]	62 (1,575) [3]	62 (1,575) [3]	
	Slides, lb (kg) [ball bearing] (per pair)	227 (103)	227 (103)	
	Double Slide (included)	Yes (4)	Yes (4)	
Weight	Net Weight, lb (kg)	2,373 (1,076)	2,373 (1,076)	
	Shipping Weight, lb (kg)	2,373 (1,076)	2,373 (1,076)	
EPIQ™ Configurations	UL/cUL listed	Yes	Yes	
	Roll Cab	68" Roll Cab	68" Roll Cab	
	WorkCenter	68" Workcenter	68" Workcenter	
	Left Locker	Non-Power Locker	Power Locker	
	Right Locker	Non-Power Locker	Non-Power Locker	
	Included Work Surface	Stainless Work Surface	KEVN68TA1	KEVP68TA1
		Stainless LED PowerTop™	KEVN68TA2	KEVP68TA2
		Bedliner Work Surface	KEVN68TA7	KEVP68TA7
		Bedliner LED PowerTop™	KEVN68TA3	KEVP68TA3
	Wheels & Fenders	Chrome	KEVN68TA1	KEVP68TA1
			KEVN68TA2	KEVP68TA2
		Black	KEVN68TA7	KEVP68TA7
			KEVN68TA3	KEVP68TA3

Regular Finish Paint Options:



Trim Options:



Clear Coat Finish Options



Accent Options:

Available in Chrome or Backout accents.

- Driven by Part Number suffix.
1. Stainless Work Surface
 2. Stainless LED PowerTop
 7. Bedliner Work Surface
 3. Bedliner LED PowerTop

Two-Tone Finish Options:

Combine your favorite (regular finish) drawer paint and trim color with a black case for a two-tone look that's truly one of a kind!

EPIQ™ SERIES: QUICK REFERENCE CHART



KEXN724A0PU



KEXN603COPJJ



KEXN725D0PWZ



KEXP724A0PCM



KEXP603A0PB0

Roll Cabs	Specifications	KEXN725D	KEXP725D	KEXN724A	KEXP724A	KEXN603C	KEXP603A
Capacity	Approx Cubic Inches (cm ³)	91,627 (1,500,850)	93,655 (1,534,069)	94,791 (1,553,346)	95,107 (1,558,525)	77,672 (1,272,816)	79,789 (1,307,507)
	Approx Square Inches (cm ²)	25,340 (163,443)	22,247 (143,494)	23,249 (149,993)	22,722 (146,593)	22,690 (146,386)	19,490 (125,742)
	Load Capacity, lb (kg)	16,000 (7,257)	16,000 (7,257)	16,000 (7,257)	16,000 (7,257)	16,000 (7,257)	16,000 (7,257)
Footprint	Width, inches (mm)	144 (3,658)	144 (3,658)	144 (3,658)	144 (3,658)	120 (3,048)	120 (3,048)
	Depth, inches (mm)	30 (762)	30 (762)	30 (762)	30 (762)	30 (762)	30 (762)
	Height, inches (mm)	46-7/8 (1,191)	46-7/8 (1,191)	46-7/8 (1,191)	46-7/8 (1,191)	46-7/8 (1,191)	46-7/8 (1,191)
Drawers	Drawer Banks	5	5	4	4	3	3
	Drawer Count	27	26	23	22	20	16
	Widest Drawer, inches (mm) [qty]	54 (1,372) [6]	54 (1,372) [6]	54-1/16 (1,373) [10]	54-1/2 (1,373) [10]	54 (1,372) [11]	54 (1,372) [10]
	Slides, lb (kg) [ball bearing] (per pair)	227 (103)	227 (103)	227 (103)	227 (103)	227 (103)	227 (103)
	Double Slide (included)	Yes (7)	Yes (7)	Yes (10)	Yes (10)	Yes (8)	Yes (9)
Weight	Net Weight, lb (kg)	1,955 (887)	1,955 (887)	1,955 (887)	1,955 (887)	1,438 (652)	1,970 (894)
	Shipping Weight, lb (kg)	1,955 (887)	1,955 (887)	1,955 (887)	1,955 (887)	1,468 (666)	1,990 (903)
EPIQ™ Configurations	PowerDrawer Unit	No	Yes	No	Yes	No	Yes
	Non-directional Rubber Top	KEXN725D0	KEXP725D0	KEXN724A0	KEXP725C0	KEXN603C0	KEXN603B0
	Stainless Work Surface Stainless PowerTop™ Bedliner Work Surface Bedliner PowerTop™	KEXN725D1 KEXN725D2 KEXN725D7 KEXN725D3	KEXP725D1 KEXP725D2 KEXP725D7 KEXP725D3	KEXN724A1 KEXN724A2 KEXN7254A7 KEXN7254A3	KEXP724A1 KEXP724A2 KEXP724A7 KEXP72A43	KEXN603C1 KEXN603C2 KEXN603C7 KEXN603C3	KEXP603C1 KEXP603C2 KEXP603C7 KEXP603C3
Optional Add-ons	Drawer Section	KESN843A0 KESN602A0	KESN843A0 KESN602A0	KESN843A0 KESN602A0	KESN843A0 KESN602A0	(2) KESN602A0	(2) KESN602A0
	End Cabinet Power End Cabinet	KEEN361A0 KEEP361A0	KEEN361A0 KEEP361A0	KEEN361A0 KEEP361A0	KEEN361A0 KEEP361A0	KEEN361A0 KEEP361A0	KEEN361A0 KEEP361A0
	Locker	KELN301DL KELN301DR	KELN301DL KELN301DR	KELN301DL KELN301DR	KELN301DL KELN301DR	KELN301DL KELN301DR	KELN301DL KELN301DR
	WorkCenter	KEWN840C0 KEWN600C0	KEWN840C0 KEWN600C0	KEWN840C0 KEWN600C0	KEWN840C0 KEWN600C0	(2) KEWN600C0	(2) KEWN600C0
	Power Locker	KELP301CL KELP301CR	KELP301CL KELP301CR	KELP301CL KELP301CR	KELP301CL KELP301CR	KELP301CL KELP301CR	KELP301CL KELP301CR
	Overhead	KEHN840B0 KEHN600B0	KEHN840B0 KEHN600B0	KEHN840B0 KEHN600B0	KEHN840B0 KEHN600B0	(2) KEHN600B0	(2) KEHN600B0
	Stainless Work Surface Stainless LED PowerTop™ Bedliner Work Surface Bedliner LED PowerTop™	Choose combination of 60" and 84" tops. See p.89 for part numbers.	Choose combination of 60" and 84" tops. See p.89 for part numbers.	Choose combination of 60" and 84" tops. See p.89 for part numbers.	Choose combination of 60" and 84" tops. See p.89 for part numbers.	Choose combination of (2) 60" tops. See p.89 for part numbers.	Choose combination of (2) 60" tops. See p.89 for part numbers.
	Hardwood Top	KWSN3012AWT	KWSN3012AWT	KWSN3012AWT	KWSN3012AWT	KWSN3010AWT	KWSN3010AWT



• Read and follow Instructions and Safety Messages in the Manual accompanying the product.
• Read Safety Precautions on pages W1-W4

EPIQ™ SERIES: QUICK REFERENCE CHART



KERN842COPJK



KERP842COPJJ



KETN843COPB0




KETP843C2ZEI

Roll Cabs	Specifications	KERN842C	KERP842C	KETN843C	KETP843C
Capacity	Approx Cubic Inches (cm ³)	55,550 (910,301)	55,729 (913,235)	54,378 (891,095)	54,630 (895,225)
	Approx Square Inches (cm ²)	13,769 (88,832)	13,243 (85,438)	12,733 (82,148)	11,357 (73,271)
	Load Capacity, lb (kg)	8,000 (3,629)	8,000 (3,629)	8,000 (3,629)	8,000 (3,629)
Footprint	Width, inches (mm)	84 (2,134)	84 (2,134)	84 (2,134)	84 (2,134)
	Depth, inches (mm)	30 (762)	30 (762)	30 (762)	30 (762)
	Height, inches (mm)	46-7/8 (1,191)	46-7/8 (1,191)	46-7/8 (1,191)	46-7/8 (1,191)
Drawers	Drawer Banks	2	2	3	3
	Drawer Count	13	12	16	15
	Widest Drawer, inches (mm) [qty]	54 (1,372) [7]	54 (1,372) [7]	54 (1,372) [3]	54 (1,372) [3]
	Slides, lb (kg) [ball bearing] (per pair)	227 (103)	227 (103)	227 (103)	227 (103)
	Double Slide (included)	Yes (6)	Yes (5)	Yes (3)	Yes (3)
Weight	Net Weight, lb (kg)	1,165 (528)	1,165 (528)	1,165 (528)	1,165 (528)
	Shipping Weight, lb (kg)	1,195 (542)	1,195 (542)	1,195 (542)	1,195 (542)
EPIQ™ Configurations	PowerDrawer Unit	No	Yes	No	Yes
	Non-directional Rubber Top	KERN842C0	KERP842C0	KETN843C0	KETP843C0
	Stainless Work Surface Stainless LED PowerTop™	KERN842C1 KERN842C2	KERP842C1 KERP842C2	KETN843C1 KETN843C2	KETP843C1 KETP843C2
	Bedliner Work Surface Bedliner LED PowerTop™	KERN842C7 KERN842C3	KERP842C7 KERP842C3	KETN843C7 KETN843C3	KETP843C7 KETP843C3
Optional Add-ons	Drawer Section	KESN842A0	KESN842A0	KESN843A0	KESN843A0
	End Cabinet Power End Cabinet	KEEN361A0 KEEP361A0	KEEN361A0 KEEP361A0	KEEN361A0 KEEP361A0	KEEN361A0 KEEP361A0
	Locker	KELN301DL KELN301DR	KELN301DL KELN301DR	KELN301DL KELN301DR	KELN301DL KELN301DR
	WorkCenter	KEWN840C0	KEWN840C0	KEWN840C0	KEWN840C0
	Power Locker	KELP301CL KELP301CR	KELP301CL KELP301CR	KELP301CL KELP301CR	KELP301CL KELP301CR
	Overhead	KEHN840B0	KEHN840B0	KEHN840B0	KEHN840B0
	Stainless Work Surface	KWSN3084BST	KWSN3084BST	KWSN3084BST	KWSN3084BST
	Stainless LED PowerTop™	KWSP3084DST	KWSP3084DST	KWSP3084DST	KWSP3084DST
	Bedliner Work Surface	KWSN3084ABL	KWSN3084ABL	KWSN3084ABL	KWSN3084ABL
	Bedliner LED PowerTop™	KWSP3084CBL	KWSP3084CBL	KWSP3084CBL	KWSP3084CBL
	Hardwood Top	KWSN3084AWT	KWSN3084AWT	KWSN3084AWT	KWSN3084AWT


Regular Finish Paint Options:



Trim Options:



Clear Coat Finish Options



Accent Options:

Available in Chrome or Backout accents.
 Driven by Part Number suffix.
 1. Stainless Work Surface
 2. Stainless LED PowerTop
 7. Bedliner Work Surface
 3. Bedliner LED PowerTop

Two-Tone Finish Options:

Combine your favorite (regular finish) drawer paint and trim color with a black case for a two-tone look that's truly one of a kind!

EPIQ™ SERIES: QUICK REFERENCE CHART



KETP682A0BCD



KETN682C0ZEV



KERN681A0BCR



KETN602C0PRJ

Roll Cabs	Specifications	KETP682A	KETN682C*	KERN681A	KETN602C*
Capacity	Approx Cubic Inches (cm³)	45,512 (745,808)	45,147 (739,831)	45,821 (750,872)	39,119 (641,045)
	Approx Square Inches (cm²)	10,521 (67,877)	11,046 (71,264)	12,082 (77,948)	9,490 (61,225)
	Load Capacity, lb (kg)	8,000 (3,629)	8,000 (3,629)	8,000 (3,629)	8,000 (3,629)
Footprint	Width, inches (mm)	68 (1,727)	68 (1,727)	68 (1,727)	60 (1,524)
	Depth, inches (mm)	30 (762)	30 (762)	30 (762)	30 (762)
	Height, inches (mm)	46-7/8 (1,191)	46-7/8 (1,191)	46-7/8 (1,191)	46-7/8 (1,191)
Drawers	Drawer Banks	2	2	1	2
	Drawer Count	9	10	7	10
	Widest Drawer, inches (mm) [qty]	62 (1,575) [2]	62 (1,575) [3]	62 (1,575) [7]	54 (1,372) (3)
	Slides, lb (kg) [ball bearing] (per pair)	227 (103)	227 (103)	227 (103)	227 (103)
	Double Slide (included)	Yes (4)	Yes (4)	Yes (5)	Yes (4)
Weight	Net Weight, lb (kg)	946 (429)	946 (429)	946 (429)	774 (351)
	Shipping Weight, lb (kg)	1,006 (456)	1,006 (456)	1,006 (456)	880 (399)
EPIQ™ Configurations	PowerDrawer Unit	Yes	No	No	No
	Non-directional Rubber Top	KETP682A0	KETN682C0	KERN681A0	KETN602C0
	Stainless Work Surface Stainless PowerTop™	KETP682A1 KETP682A2	KETN682C1 KETN682C2	KERN681A1 KERN681A2	KETN602C1 KETN602C2
	Bedliner Work Surface Bedliner PowerTop™	KETP682A7 KETP682A3	KETN682C7 KETN682C3	KERN681A7 KERN681A3	KETN602C7 KETN602C3
Optional Add-ons	Drawer Section	KESN682A0	KESN682A0	KESN682A0	KESN602A0
	End Cabinet Power End Cabinet	KEEN361A0 KEEP361A0	KEEN361A0 KEEP361A0	KEEN361A0 KEEP361A0	KEEN361A0 KEEP361A0
	Locker	KELN301CL KELN301CR	KELN301CL KELN301CR	KELN301CL KELN301CR	KELN301CL KELN301CR
	WorkCenter	KEWN680C0	KEWN680C0	KEWN680C0	KEWN600C0
	Power Locker	KELP301BL KELP301BR	KELP301BL KELP301BR	KELP301BL KELP301BR	KELP301BL KELP301BR
	Overhead	KEHN680C0	KEHN680C0	KEHN680C0	KEHN600B0
	Stainless Work Surface	KWSN3068BST	KWSN3068BST	KWSN3068BST	KWSN3060BST
	Stainless LED PowerTop™	KWSP3068DST	KWSP3068DST	KWSP3068DST	KWSP3060DST
	Bedliner Work Surface	KWSN3068ABL	KWSN3068ABL	KWSN3068ABL	KWSN3060ABL
	BedLiner LED PowerTop™	KWSN3068CBL	KWSP3068CBL	KWSN3068CBL	KWSP3060CBL
	Hardwood Top	KWSN3068AWT	KWSN3068AWT	KWSN3068AWT	KWSN3060AWT

ECKO *Remote Lock Series

Images may be shown without actual warning labels.



- Read and follow Instructions and Safety Messages in the Manual accompanying the product.
- Read Safety Precautions on pages W1-W4

EPIQ™ SERIES: QUICK REFERENCE CHART



KEVN68TA7BLU



KEVP68TA3PZR

KEVN68TA Series (EUV)

Cubic Inches (cm³)	Square Inches (cm²)		Net Weight, lb (kg)		
	Drawers	Width, inches (mm)	Depth, inches (mm)	Height, inches (mm)	
129,514 (2,122,354)	21,733 (140,213)				2,373 (1,076)
Specifications	18	134 (3,404)	30 (762)/ 34 (864)	75 (1,905)	
Drawers in Roll Cab	1	62-1/16 (1,576)	27-15/16 (710)	4-7/8 (124)	
	1	62-1/16 (1,576)	27-15/16 (710)	3-13/16 (97)	
	1	62-1/16 (1,576)	27-15/16 (710)	2-11/16 (68)	
	1	38-1/16 (967)	26-7/8 (683)	1-11/16 (43)	
	2	38-1/16 (967)	27-15/16 (710)	3-15/16 (100)	
	1	38-1/16 (967)	27-15/16 (710)	6-3/16 (157)	
	1	19-5/8 (498)	26-7/8 (683)	1-11/16 (43)	
	1	19-5/8 (498)	27-15/16 (710)	3-15/16 (100)	
	1	19-5/8 (498)	27-15/16 (710)	10-5/8 (270)	
Locker Drawers	6	24-1/8 (613)	26-5/8 (676)	4 (102)	
	2	24-1/8 (613)	23-7/8 (594)	4 (102)	
Locker Shelves	2	25-1/2 (648)	24 (610)	Adjust	
Can Tray	2	17-7/8 (454)	3-3/16 (81)	4 (102)	
WorkCenter	Dimensions	68 (1,727)	30 (762)	25-1/2 (648)	

Optional Add-ons

68" Workcenter Overhead Cabinet	KEHN680C0
30" Locker Overhead Cabinet	KEHN300A0

KEVP68TA Series EUV

Cubic Inches (cm³)	Square Inches (cm²)		Net Weight, lb (kg)		
	Drawers	Width, inches (mm)	Depth, inches (mm)	Height, inches (mm)	
129,514 (2,122,354)	21,090 (136,065)				2,373 (1,076)
Specifications	17	134 (3,404)	30 (762)/ 34 (864)	75 (1,905)	
Drawers in Roll Cab	1	62-1/16 (1,576)	27-15/16 (710)	4-7/8 (124)	
	1	62-1/16 (1,576)	27-15/16 (710)	3-13/16 (97)	
	1	62-1/16 (1,576)	27-15/16 (710)	2-11/16 (68)	
	1	38-1/16 (967)	26-7/8 (683)	1-11/16 (43)	
	2	38-1/16 (967)	27-15/16 (710)	3-15/16 (100)	
	1	38-1/16 (967)	27-15/16 (710)	6-3/16 (157)	
	1	19-5/8 (498)	26-7/8 (683)	1-11/16 (43)	
	1	19-5/8 (498)	27-15/16 (710)	3-15/16 (100)	
	1	19-5/8 (498)	27-15/16 (710)	10-5/8 (270)	
Locker Drawers	4	24-1/8 (613)	26-5/8 (676)	4 (102)	
	1	24-1/8 (613)	26-5/8 (676)	8 (203)	
	2	24-1/8 (613)	23-7/8 (594)	4 (102)	
Locker Shelves	2	25-1/2 (648)	24 (610)	Adjust	
Can Tray	2	17-7/8 (454)	3-3/16 (81)	4 (102)	
WorkCenter Dimensions		68 (1,727)	30 (762)	25-1/2 (648)	


Optional Add-ons

68" Workcenter Overhead Cabinet	KEHN680C0
30" Locker Overhead Cabinet	KEHN300A0


Regular Finish Paint Options:



Trim Options:



Clear Coat Finish Options



Accent Options:

Available in Chrome or Backout accents.

- Driven by Part Number suffix.
1. Stainless Work Surface
 2. Stainless LED PowerTop
 7. Bedliner Work Surface
 3. Bedliner LED PowerTop

Two-Tone Finish Options:

Combine your favorite (regular finish) drawer paint and trim color with a black case for a two-tone look that's truly one of a kind!

EPIQ™ SERIES: QUICK REFERENCE CHART



KEKN725D0PDG



KEXP725D0PBO



KEKN724A0PJK



KEXP724A0PCM

EPIQ™ Series Roll Cab Drawer Sizes

Width		Depth		Height		KEKN725D	KEXP725D	KEKN724A	KEXP724A
inches	mm	inches	mm	inches	mm	Drawers	Drawers	Drawers	Drawers
19-5/8	498	26-7/8	683	1-11/16	43	4	3	3	2
19-5/8	498	27-15/16	710	3-15/16	100	5	5	3	3
19-5/8	498	27-15/16	710	6	152	2	2	1	1
19-5/8	498	27-15/16	710	8-3/8	213	—	—	—	—
19-5/8	498	27-15/16	710	10-5/8	270	2	1	2	1
19-5/8	498	27-15/16	710	12-13/16	325	—	1	—	1
30-1/16	764	26-7/8	683	1-11/16	43	2	2	1	1
30-1/16	764	27-15/16	710	3-15/16	100	4	4	2	2
30-1/16	764	27-15/16	710	6	152	2	2	1	1
30-1/16	764	27-15/16	710	8 3/8	213	—	—	—	—
30-1/16	764	27-15/16	710	10-5/8	270	—	—	—	—
38-1/16	967	26-7/8	683	1-11/16	43	—	—	—	—
38-1/16	967	27-15/16	710	3-15/16	100	—	—	—	—
38-1/16	967	27-15/16	710	6	152	—	—	—	—
38-1/16	967	27-15/16	710	8 3/8	213	—	—	—	—
38-1/16	967	27-15/16	710	10-5/8	270	—	—	—	—
54-1/16	1,373	26-7/8	710	1-11/16	43	—	—	1	1
54-1/16	1,373	27-15/16	710	2-11/16	68	2	2	2	2
54-1/16	1,373	27-15/16	710	3-15/16	100	2	2	4	4
54-1/16	1,373	27-15/16	710	4-7/8	124	2	2	2	2
54-1/16	1,373	27-15/16	710	6	152	—	—	1	1
62-1/16	1,576	26-7/8	710	1-11/16	43	—	—	—	—
62-1/16	1,576	27-15/16	710	2-11/16	68	—	—	—	—
62-1/16	1,576	27-15/16	710	3-15/16	100	—	—	—	—
62-1/16	1,576	27-15/16	710	4-7/8	124	—	—	—	—
62-1/16	1,576	27-15/16	710	6	152	—	—	—	—
Total Drawer Count						27	26	23	22

Tools shown in tool storage not included.



- Read and follow Instructions and Safety Messages in the Manual accompanying the product.
- Read Safety Precautions on pages W1-W4

EPIQ™ SERIES: ROLL CABS



KEXN603C0PC



Includes PowerDrawer with (5) Outlets and (2) USBs (tools not included)



Includes 2" SpeedDrawer with organizer



KEXP603A0PB0

EPIQ™ Series Roll Cab Drawer Sizes


Width		Depth		Height		KEXN603C	KEXP603A
inches	mm	inches	mm	inches	mm	Drawers	Drawers
19-5/8	498	26-7/8	683	1-11/16	43	3	1
19-5/8	498	27-15/16	710	3-15/16	100	—	—
19-5/8	498	27-15/16	710	6	152	—	—
19-5/8	498	27-15/16	710	8-3/8	213	—	—
19-5/8	498	27-15/16	710	10-5/8	270	1	—
19-5/8	498	27-15/16	710	12-13/16	325	—	1
30-1/16	764	26-7/8	683	1-11/16	43	3	1
30-1/16	764	27-15/16	710	3-15/16	100	1	2
30-1/16	764	27-15/16	710	6	152	1	1
30-1/16	764	27-15/16	710	8 3/8	213	—	—
30-1/16	764	27-15/16	710	10-5/8	270	—	—
38-1/16	967	26-7/8	683	1-11/16	43	—	—
38-1/16	967	27-15/16	710	3-15/16	100	—	—
38-1/16	967	27-15/16	710	6	152	—	—
38-1/16	967	27-15/16	710	8 3/8	213	—	—
38-1/16	967	27-15/16	710	10-5/8	270	—	—
54-1/16	1,373	26-7/8	710	1-11/16	43	3	1
54-1/16	1,373	27-15/16	710	2-11/16	68	2	2
54-1/16	1,373	27-15/16	710	3-15/16	100	3	4
54-1/16	1,373	27-15/16	710	4-7/8	124	2	2
54-1/16	1,373	27-15/16	710	6	152	1	1
62-1/16	1,576	26-7/8	710	1-11/16	43	—	—
62-1/16	1,576	27-15/16	710	2-11/16	68	—	—
62-1/16	1,576	27-15/16	710	3-15/16	100	—	—
62-1/16	1,576	27-15/16	710	4-7/8	124	—	—
62-1/16	1,576	27-15/16	710	6	152	—	—
Total Drawer Count						20	16

Tools shown in tool storage not included.


Regular Finish Paint Options:



Trim Options:



Clear Coat Finish Options



Accent Options:

Available in Chrome or Backout accents.

- Driven by Part Number suffix.
1. Stainless Work Surface
 2. Stainless LED PowerTop
 7. Bedliner Work Surface
 3. Bedliner LED PowerTop

Two-Tone Finish Options:

Combine your favorite (regular finish) drawer paint and trim color with a black case for a two-tone look that's truly one of a kind!



KERN842C0PJK



KERP842C0PJJ

EPIQ™ Series Roll Cab Drawer Sizes

Width		Depth		Height		KERN842C	KERP842C
inches	mm	inches	mm	inches	mm	Drawers	Drawers
19-5/8	498	26-7/8	683	1-11/16	43	2	1
19-5/8	498	27-15/16	710	3-15/16	100	2	2
19-5/8	498	27-15/16	710	6	152	1	1
19-5/8	498	27-15/16	710	8-3/8	213	—	—
19-5/8	498	27-15/16	710	10-5/8	270	1	—
19-5/8	498	27-15/16	710	12-13/16	325	—	1
30-1/16	764	26-7/8	683	1-11/16	43	—	—
30-1/16	764	27-15/16	710	3-15/16	100	—	—
30-1/16	764	27-15/16	710	6	152	—	—
30-1/16	764	27-15/16	710	8 3/8	213	—	—
30-1/16	764	27-15/16	710	10-5/8	270	—	—
38-1/16	967	26-7/8	683	1-11/16	43	—	—
38-1/16	967	27-15/16	710	3-15/16	100	—	—
38-1/16	967	27-15/16	710	6	152	—	—
38-1/16	967	27-15/16	710	8 3/8	213	—	—
38-1/16	967	27-15/16	710	10-5/8	270	—	—
54-1/16	1,373	26-7/8	710	1-11/16	43	1	1
54-1/16	1,373	27-15/16	710	2-11/16	68	1	1
54-1/16	1,373	27-15/16	710	3-15/16	100	3	3
54-1/16	1,373	27-15/16	710	4-7/8	124	1	1
54-1/16	1,373	27-15/16	710	6	152	1	1
62-1/16	1,576	26-7/8	710	1-11/16	43	—	—
62-1/16	1,576	27-15/16	710	2-11/16	68	—	—
62-1/16	1,576	27-15/16	710	3-15/16	100	—	—
62-1/16	1,576	27-15/16	710	4-7/8	124	—	—
62-1/16	1,576	27-15/16	710	6	152	—	—
Total Drawer Count						13	12

Tools shown in tool storage not included.



- Read and follow Instructions and Safety Messages in the Manual accompanying the product.
- Read Safety Precautions on pages W1-W4

EPIQ™ SERIES: ROLL CABS



EPIQ™ Series Roll Cab Drawer Sizes


Width		Depth		Height		KETN843C	KETP843C
inches	mm	inches	mm	inches	mm	Drawers	Drawers
19-5/8	498	26-7/8	683	1-11/16	43	3	2
19-5/8	498	27-15/16	710	3-15/16	100	3	3
19-5/8	498	27-15/16	710	6	152	1	1
19-5/8	498	27-15/16	710	8-3/8	213	—	—
19-5/8	498	27-15/16	710	10-5/8	270	2	1
19-5/8	498	27-15/16	710	12-13/16	325	—	1
30-1/16	764	26-7/8	683	1-11/16	43	1	1
30-1/16	764	27-15/16	710	3-15/16	100	2	2
30-1/16	764	27-15/16	710	6	152	1	1
30-1/16	764	27-15/16	710	8 3/8	213	—	—
30-1/16	764	27-15/16	710	10-5/8	270	—	—
38-1/16	967	26-7/8	683	1-11/16	43	—	—
38-1/16	967	27-15/16	710	3-15/16	100	—	—
38-1/16	967	27-15/16	710	6	152	—	—
38-1/16	967	27-15/16	710	8 3/8	213	—	—
38-1/16	967	27-15/16	710	10-5/8	270	—	—
54-1/16	1,373	26-7/8	710	1-11/16	43	—	—
54-1/16	1,373	27-15/16	710	2-11/16	68	1	1
54-1/16	1,373	27-15/16	710	3-15/16	100	1	1
54-1/16	1,373	27-15/16	710	4-7/8	124	1	1
54-1/16	1,373	27-15/16	710	6	152	—	—
62-1/16	1,576	26-7/8	710	1-11/16	43	—	—
62-1/16	1,576	27-15/16	710	2-11/16	68	—	—
62-1/16	1,576	27-15/16	710	3-15/16	100	—	—
62-1/16	1,576	27-15/16	710	4-7/8	124	—	—
62-1/16	1,576	27-15/16	710	6	152	—	—
Total Drawer Count						16	15

Tools shown in tool storage not included.

Regular Finish Paint Options:



Trim Options:



Clear Coat Finish Options



Accent Options:

Available in Chrome or Backout accents.

- Driven by Part Number suffix.
1. Stainless Work Surface
 7. Bedliner Work Surface
 3. Bedliner LED PowerTop

Two-Tone Finish Options:

Combine your favorite (regular finish) drawer paint and trim color with a black case for a two-tone look that's truly one of a kind!



KETN682COPZR



KERN681A7PJJ



KETP682A0ZFX



KETN602COPB0

EPIQ™ Series Roll Cab Drawer Sizes

Width		Depth		Height		KETN682C	KERN681A	KETP682A	KETN602C
inches	mm	inches	mm	inches	mm	Drawers	Drawers	Drawers	Drawers
19-5/8	498	26-7/8	683	1-11/16	43	1	—	—	1
19-5/8	498	27-15/16	710	3-15/16	100	1	—	1	1
19-5/8	498	27-15/16	710	6	152	—	—	—	—
19-5/8	498	27-15/16	710	8-3/8	213	—	—	—	—
19-5/8	498	27-15/16	710	10-5/8	270	1	—	—	1
19-5/8	498	27-15/16	710	12-13/16	325	—	—	1	—
30-1/16	764	26-7/8	683	1-11/16	43	—	—	—	1
30-1/16	764	27-15/16	710	3-15/16	100	—	—	—	2
30-1/16	764	27-15/16	710	6	152	—	—	—	1
30-1/16	764	27-15/16	710	8 3/8	213	—	—	—	—
30-1/16	764	27-15/16	710	10-5/8	270	—	—	—	—
38-1/16	967	26-7/8	683	1-11/16	43	1	—	1	—
38-1/16	967	27-15/16	710	3-15/16	100	2	—	2	—
38-1/16	967	27-15/16	710	6	152	1	—	1	—
38-1/16	967	27-15/16	710	8 3/8	213	—	—	—	—
38-1/16	967	27-15/16	710	10-5/8	270	—	—	—	—
54-1/16	1,373	26-7/8	710	1-11/16	43	—	—	—	—
54-1/16	1,373	27-15/16	710	2-11/16	68	—	—	—	1
54-1/16	1,373	27-15/16	710	3-15/16	100	—	—	—	1
54-1/16	1,373	27-15/16	710	4-7/8	124	—	—	—	1
54-1/16	1,373	27-15/16	710	6	152	—	—	—	—
62-1/16	1,576	26-7/8	710	1-11/16	43	—	1	—	—
62-1/16	1,576	27-15/16	710	2-11/16	68	1	3	1	—
62-1/16	1,576	27-15/16	710	3-15/16	100	1	1	1	—
62-1/16	1,576	27-15/16	710	4-7/8	124	1	1	1	—
62-1/16	1,576	27-15/16	710	6	152	—	1	—	—
Total Drawer Count						10	7	9	10

Tools shown in tool storage not included.



- Read and follow Instructions and Safety Messages in the Manual accompanying the product.
- Read Safety Precautions on pages W1-W4

EPIQ™ SERIES: DRAWER SECTIONS



KESN361A0PB0

KESN361 EPIQ™ Series Drawer Sections

Cubic Inches (cm ³)	Square Inches (cm ²)		Net Weight, lb (kg)	
15,974 (261,767)	4,982 (32,142)		400 (181)	
Specifications	Drawers	Width, inches (mm)	Depth, inches (mm)	Height, inches (mm)
	6	36 (914)	30 (762)	27-1/2 (698)
Drawers	2	30-1/16 (764)	26-7/8 (683)	1-11/16 (43)
	4	30-1/16 (764)	27-15/16 (710)	3-15/16 (100)



KESN602A0PC


KESN602 EPIQ™ Series Drawer Sections

Cubic Inches (cm ³)	Square Inches (cm ²)		Net Weight, lb (kg)	
26,370 (431,941)	8,223 (53,038)		525 (238)	
Specifications	Drawers	Width, inches (mm)	Depth, inches (mm)	Height, inches (mm)
	12	60 (1,524)	30 (762)	27-1/2 (698)
Drawers	2	19-5/8 (498)	26-7/8 (683)	1-11/16 (43)
	4	19-5/8 (498)	27-15/16 (710)	3-15/16 (100)
	2	30-1/16 (764)	26-7/8 (683)	1-11/16 (43)
	4	30-1/16 (764)	27-15/16 (710)	3-15/16 (100)


Regular Finish Paint Options:



Trim Options:



Clear Coat Finish Options



Accent Options:

Available in Chrome or Backout accents.

- Driven by Part Number suffix.
1. Stainless Work Surface
 2. Stainless LED PowerTop
 7. Bedliner Work Surface
 3. Bedliner LED PowerTop

Two-Tone Finish Options:

Combine your favorite (regular finish) drawer paint and trim color with a black case for a two-tone look that's truly one of a kind!



KESN682A0PJK

KESN682 EPIQ™ Series Drawer Sections

Cubic Inches (cm ³)	Square Inches (cm ²)	Net Weight, lb (kg)		
30,616 (501,490)	9,547 (61,578)	600 (272)		
	Drawers	Width, inches (mm)	Depth, inches (mm)	Height, inches (mm)
Specifications	12	68 (1,727)	30 (762)	27-1/2 (698)
Drawers	2	19-5/8 (498)	26-7/8 (683)	1-11/16 (43)
	4	19-5/8 (498)	27-15/16 (710)	3-15/16 (100)
	2	38-1/16 (967)	26-7/8 (683)	1-11/16 (43)
	4	38-1/16 (967)	27-15/16 (710)	3-15/16 (100)



KESN842A0PU

KESN842 EPIQ™ Series Drawer Sections

Cubic Inches (cm ³)	Square Inches (cm ²)	Net Weight, lb (kg)		
38,368 (628,738)	12,200 (78,709)	750 (340)		
	Drawers	Width, inches (mm)	Depth, inches (mm)	Height, inches (mm)
Specifications	12	84 (2,134)	30 (762)	27-1/2 (698)
Drawers	2	19-5/8 (498)	26-7/8 (683)	1-11/16 (43)
	4	19-5/8 (498)	27-15/16 (710)	3-15/16 (100)
	2	54-1/16 (1,373)	26-7/8 (683)	1-11/16 (43)
	4	54-1/16 (1,373)	27-15/16 (710)	3-15/16 (100)



KESN843A0PDG

KESN843 EPIQ™ Series Drawer Sections

Cubic Inches (cm ³)	Square Inches (cm ²)	Net Weight, lb (kg)		
36,785 (602,538)	11,471 (73,988)	750 (340)		
	Drawers	Width, inches (mm)	Depth, inches (mm)	Height, inches (mm)
Specifications	18	84 (2,134)	30 (762)	27-1/2 (698)
Drawers	4	19-5/8 (498)	26-7/8 (683)	1-11/16 (43)
	8	19-5/8 (498)	27-15/16 (710)	3-15/16 (100)
	2	30-1/16 (764)	26-7/8 (683)	1-11/16 (43)
	4	30-1/16 (764)	27-15/16 (710)	3-15/16 (100)



• Read and follow Instructions and Safety Messages in the Manual accompanying the product.
 • Read Safety Precautions on pages W1-W4

EPIQ™ SERIES: WORKCENTER



KEWN840COPBO

EPIQ™ Series WorkCenters

Require stainless steel, bed liner or butcher block work surface to use.

	Overall			Inside			Cubic inches (cm ³)	Square inches (cm ²)	Net Weight lb (kg)
	Width inches (mm)	Depth inches (mm)	Height inches (mm)	Width inches (mm)	Depth inches (mm)	Height inches (mm)			
KEWN840CO	84 (2,134)	30 (762)	25-1/2 (647)	80-9/16 (2,046)	26-5/8 (676)	25 (625)	38,924 (637,850)	5,130 (33,090)	355 (161)
KEWN680CO	68 (1,727)	30 (762)	25-1/2 (647)	64-9/16 (1,640)	26-5/8 (676)	25 (625)	31,196 (510,991)	4,303 (27,757)	300 (136)
KEWN600CO	60 (1,524)	30 (762)	25-1/2 (647)	56-9/16 (1,437)	26-5/8 (676)	25 (625)	27,332 (447,698)	3,890 (25,091)	275 (125)
KEWN360AO	36 (914)	30 (762)	25-1/2 (647)	32-9/16 (813)	26-5/8 (676)	25 (625)	16,400 (268,748)	2,334 (15,058)	225 (102)

EPIQ™ SERIES: OVERHEAD CABINETS



KEHN300AOPBO


EPIQ™ Series Overhead Cabinets

	Overall			Inside			Cubic inches (cm ³)	Square inches (cm ²)	Net Weight, lb (kg)
	Width, inches (mm)	Depth, inches (mm)	Height, inches (mm)	Width, inches (mm)	Depth, inches (mm)	Height, inches (mm)			
KEHN840BO	84 (2,134)	30 (762)	20-7/8 (530)	80-1/4 (2,038)	28-3/16 (716)	13-5/8 (346)	30,888 (506,163)	2,263 (14,559)	320 (145)
KEHN680CO	68 (1,727)	30 (762)	20-7/8 (530)	64-1/4 (1,632)	28-3/16 (716)	13-5/8 (346)	24,733 (405,301)	1,812 (11,690)	275 (125)
KEHN600BO	60 (1,524)	30 (762)	20-7/8 (530)	56-1/4 (1,429)	28-3/16 (716)	13-5/8 (346)	21,656 (354,878)	1,587 (10,238)	260 (118)
KEHN360AO	36 (914)	30 (762)	20-7/8 (530)	32-5/8 (796)	28-3/16 (716)	13-5/8 (346)	14,000 (229,419)	920 (5,935)	175 (79)
KEHN300AO	30 (762)	30 (762)	20-7/8 (530)	26-5/8 (660)	28-3/16 (716)	13-5/8 (346)	13,010 (213,195)	733-45/64 (4,733)	130 (59)


Regular Finish Paint Options:



Trim Options:



Clear Coat Finish Options



Accent Options:

Available in Chrome or Backout accents.

- Driven by Part Number suffix.
1. Stainless Work Surface
 7. Bedliner Work Surface
 3. Bedliner LED PowerTop

Two-Tone Finish Options:

Combine your favorite (regular finish) drawer paint and trim color with a black case for a two-tone look that's truly one of a kind!

KELN301 EPIQ™ Series Lockers

Require attachment to an EPIQ™ Roll Cab or side cabinet.
Cannot be used as a standalone unit

Cubic inches (cm³)	Square Inches (cm²)	Load Capacity, lb (kg)		Net Weight, lb (kg)
32,835 (537,837)	4,310 (27,800)	4,000 (1,814)		2,373 (1,076)
	Drawers	Width, inches (mm)	Depth, inches (mm)	Height, inches (mm)
Pull-out Upper Bins	2	24-1/8 (613)	26-5/8 (676)	4 (102)
Pull-out Lower Bins	4	24-1/8 (613)	23-7/8 (594)	4 (102)
Locker Shelves	1	25-1/2 (648)	24 (610)	Adjust
Can Tray	2	17-7/8 (454)	3-3/16 (81)	4 (102)
KELN301DL	EPIQ™ Series Left Side Locker			
KELN301DR	EPIQ™ Series Right Side Locker			
KELE301CL *	EPIQ™ Series Left Side Locker Cabinet with ECKO Remote Lock			
KELN301CR	EPIQ™ Series Right Side Locker Cabinet with ECKO Remote Lock			

Optional Add-ons

30" Locker Overhead Cabinet	KEHN300A0
------------------------------------	------------------



KELN301DLPB0

KELP301 EPIQ™ Series Power Lockers

Require attachment to an EPIQ™ Roll Cab or side cabinet.
Cannot be used as a standalone unit

Cubic Inches (cm³)	Square Inches (cm²)	Load Capacity, lb (kg)		Net Weight, lb (kg)
32,835 (537,837)	4,310 (27,800)	4,000 (1,814)		2,373 (1,076)
	Drawers	Width, inches (mm)	Depth, inches (mm)	Height, inches (mm)
Pull-out Upper Bins	2	24-1/8 (613)	26-5/8 (676)	4 (102)
Pull-out Lower Bins	3	24-1/8 (613)	23-7/8 (594)	4 (102)
Power Drawer Bin	1	24-1/8 (613)	23-7/8 (594)	10 (254)
Locker Shelves	1	25-1/2 (648)	24 (610)	Adjust
Can Tray	2	17-7/8 (454)	3-3/16 (81)	4 (102)
KELP301CL	EPIQ™ Series Left Side Power Locker			
KELP301CR	EPIQ™ Series Right Side Power Locker			
KELR301CL	EPIQ™ Series Left Side Power Locker Cabinet with ECKO Remote Lock			
KELR301CR	EPIQ™ Series Right Side Power Locker Cabinet with ECKO Remote Lock			

Optional Add-ons

30" Locker Overhead Cabinet	KEHN300A0
------------------------------------	------------------



KELP301CLPB0
(power tools and chargers not included)



- Read and follow Instructions and Safety Messages in the Manual accompanying the product.
- Read Safety Precautions on pages W1-W4

EPIQ™ SERIES: END CABINETS



KEEN361A0PB0

Optional Add-ons

36" End Cab WorkCenter	KEWN360A0
36" End Cab Drawer Section	KESN361A0
36" End Cab Overhead Cabinet	KEHN360A0

KEEN361 EPIQ™ Series End Cabinets

- 36" End Cabinet requires attachment to an EPIQ™ roll cab
- Cannot be used as a stand alone unit

Cubic inches (cm ³)	Square inches (cm ²)	Net Weight, lb (kg)		
23,016 (377,165)	5,824 (37,574)	400 (181)		
	Drawers	Width, inches (mm)	Depth, inches (mm)	Height, inches (mm)
Specifications	7	36 (914)	30 (762)	46-7/8 (1,191)
Drawers	2	30-1/16 (764)	26-7/8 (683)	1-11/16 (43)
	3	30-1/16 (764)	27-15/16 (710)	3-15/16 (100)
	2	30-1/16 (764)	27-15/16 (710)	6 (152)
Stainless Work Surface	KEEN361A1			
Bedliner Work Surface	KEEN361A7			



KEEP361A0PWZ

Optional Add-ons

36" End Cab WorkCenter	KEWN360A0
36" End Cab Drawer Section	KESN361A0
36" End Cab Overhead Cabinet	KEHN360A0

KEEP361 EPIQ™ Series End Cabinets with PowerDrawer


- 36" End Cabinet requires attachment to an EPIQ™ roll cab
- Cannot be used as a stand alone unit

Cubic inches (cm ³)	Square inches (cm ²)	Net Weight, lb (kg)		
23,938 (392,274)	4,174 (26,929)	400 (181)		
	Drawers	Width, inches (mm)	Depth, inches (mm)	Height, inches (mm)
Specifications	7	36 (914)	30 (762)	46-7/8 (1,191)
Drawers	1	30-1/16 (764)	26-7/8 (683)	1-11/16 (43)
	2	30-1/16 (764)	27-15/16 (710)	3-15/16 (100)
PowerDrawer	1	30-1/16 (764)	27-15/16 (710)	12-13/16 (325)
Stainless Work Surface	KEEP361A1			
Bedliner Work Surface	KEEP361A7			


Regular Finish Paint Options:



Trim Options:



Clear Coat Finish Options



Accent Options:

Available in Chrome or Backout accents.

- Driven by Part Number suffix.
1. Stainless Work Surface
 2. Stainless LED PowerTop
 7. Bedliner Work Surface
 3. Bedliner LED PowerTop

Two-Tone Finish Options:

Combine your favorite (regular finish) drawer paint and trim color with a black case for a two-tone look that's truly one of a kind!

MASTERS SERIES: QUICK REFERENCE CHART



KRL1033EPB0



KTL1023APWZ3



KMP1023PB0



KMP1023BLB



KMP1033PB0


Roll Cabs	Specifications	KRL1033E	KTL1023A	KMP1023	KMP1033
Capacity	Approx. Cubic Inches (cm ³)	48,809 (799,836)	45,242 (741,384)	46,054 (754,690)	46,759 (766,243)
	Approx. Square Inches (cm ²)	11,427 (73,722)	11,605 (74,871)	10,029 (64,703)	10,245 (66,097)
	Load Capacity, lb (kg)	6,800 (3,084)	6,800 (3,084)	6,800 (3,084)	6,800 (3,084)
Footprint	Width, inches (mm)	72-7/8 (1,851)	72-7/8 (1,851)	72-7/8 (1,851)	72-7/8 (1,851)
	Depth, inches (mm)	29-1/8 (740)	29-1/8 (740)	29-1/8 (740)	29-1/8 (740)
	Height, inches (mm)	45-7/8 (1,165)	45-7/8 (1,165)	45-7/8 (1,165)	45-7/8 (1,165)
Drawers	Drawer Banks	3	3	3	3
	Drawer Count	15	18	14	12
	Widest Drawer, inches (mm) [qty]	69 (1,753) [2]	50 (1,270) [3]	50 (1,270) [3]	69 (1,753) [2]
	Slides, lb (kg) (ball bearing) (per pair)	227 (103)	227 (103)	227 (103)	227 (103)
	Double Slide (included)	Yes (2)	Yes (2)	Yes (3)	Yes (3)
Masters Configurations	PowerDrawer Unit	No	No	Yes	Yes
	Non-directional Rubber Top	KRL1033E	KTL1023A	KMP1023	KMP1033
	Stainless Steel Work Surface Bedliner Work Surface Stainless Steel LED PowerTop™ Bedliner LED PowerTop™	KRL1033E_1 KRL1033E_7 KRL1033E_2 KRL1033E_3	KTL1023A_1 KTL1023A_7 KTL1023A_2 KTL1023A_3	KMP1023_1 KMP1023_7 KMP1023_2 KMP1023_3	KMP1033_1 KMP1033_7 KMP1033_2 KMP1033_3
Weight	Net Weight, lb (kg)	1,034 (469)	892 (405)	920 (417)	920 (417)
	Shipping Weight, lb (kg)	1,131 (513)	1,006 (456)	1,017 (461)	1,017 (461)
Optional Add-ons	End Cab	KRL1011A	KRL1011A	KRL1011A	KRL1011A
	Power End Cab	KMP1099	KMP1099	KMP1099	KMP1099
	Locker	KRXL1025	KRXL1025	KRXL1025	KRXL1025
	Power Locker	KPXL1025	KPXL1025	KPXL1025	KPXL1025
	Locker Overhead	KRXL2545	KRXL2545	KRXL2545	KRXL2545
	WorkCenter	KRXL1072	KRXL1072	KRXL1072	KRXL1072
	Overhead	KRXL7245	KRXL7245	KRXL7245	KRXL7245
	Stainless Steel Work Surface	KWSN2973AST	KWSN2973AST	KWSN2973AST	KWSN2973AST
	Bedliner Work Surface	KWSN2973ABL	KWSN2973ABL	KWSN2973ABL	KWSN2973ABL
	Hardwood Work Surface	KWSN2973AWT	KWSN2973AWT	KWSN2973AWT	KWSN2973AWT
	Stainless Steel LED PowerTop™	KWSP2973BST	KWSP2973BST	KWSP2973BST	KWSP2973BST
	Bedliner LED PowerTop™	KWSP2973BBL	KWSP2973BBL	KWSP2973BBL	KWSP2973BBL

Images may be shown without actual warning labels.

Regular Finish Paint Options:



Trim Options:



Accent Options:

- Available in Chrome or Backout accents.
Driven by Part Number suffix.
1. Stainless Work Surface
 2. Stainless LED PowerTop
 7. Bedliner Work Surface
 3. Bedliner LED PowerTop



- Read and follow Instructions and Safety Messages in the Manual accompanying the product.
- Read Safety Precautions on pages W1-W4

MASTERS SERIES: QUICK REFERENCE CHART



KMP1022AZJQ



KTL1022ABLE3



KRL722CPCM


Roll Cabs	Specifications	KTL1022A	KMP1022A	KRL722C
Capacity	Approx. Cubic Inches (cm ³)	34,573 (566,550)	34,765 (569,696)	23,937 (392,256)
	Approx. Square Inches (cm ²)	8,452 (54,529)	8,058 (51,987)	5,784 (37,319)
	Load Capacity, lb (kg)	6,800 (3,084)	6,800 (3,084)	3,600 (1,633)
Footprint	Width, inches (mm)	54-1/2 (1,384)	54-1/4 (1,378)	54-1/4 (1,378)
	Depth, inches (mm)	29-1/8 (740)	29-1/8 (740)	24 (610)
	Height, inches (mm)	45-7/8 (1,165)	45-7/8 (1,165)	39-7/8 (1,013)
Drawers	Drawer Banks	2	2	2
	Drawer Count	10	9	9
	Widest Drawer, inches (mm) [qty]	50 (1,270) [3]	50 (1,270) [3]	50 (1,270) [2]
	Slides, lb (kg) (ball bearing) (per pair)	227 (103)	227 (103)	227 (103)
	Double Slide (included)	Yes (2)	Yes (2)	Yes (1)
Masters Configurations	PowerDrawer Unit	No	Yes	No
	Non-directional Rubber Top	KTL1022A	KMP1022A	KRL722C
	Stainless Steel Work Surface	KTL1022A_1	KMP1022A_1	KRL722C_1
	Bedliner Work Surface	KTL1022A_7	KMP1022A_7	KRL722C_7
	Stainless Steel LED PowerTop™	KTL1022A_2	KMP1022A_2	—
Weight	Bedliner LED PowerTop™	KTL1022A_3	KMP1022A_3	—
	Net Weight, lb (kg)	632 (287)	757 (343)	489 (222)
Optional Add-ons	Shipping Weight, lb (kg)	720 (327)	854 (387)	548 (249)
	End Cab	KRL1011A	KRL1011A	KRL711A
	Power End Cab	KMP1099	KMP1099	KMP799
	Locker	KRXL1025	KRXL1025	KRL712B
	Power Locker	KPXL1025	KPXL1025	—
	Locker Overhead	KRXL2545	KRXL2545	—
	WorkCenter	KRXL1054	KRXL1054	KRA2454
	Overhead	KRXL5445	KRXL5445	KRWL5435
	Stainless Steel Work Surface	KWSN2954AST	KWSN2954AST	KWSN722AST
	Bedliner Work Surface	KWSN2954ABL	KWSN2954ABL	KWSN722ABL
	Stainless Steel LED PowerTop™	KWSP2954BST	KWSP2954BST	—
	Bedliner LED PowerTop™	KWSP2954BBL	KWSP2954BBL	—
	Hardwood Work Surface	KWSN2954AWT	KWSN2954AWT	KRWT761B

Images may be shown without actual warning labels.

Regular Finish Paint Options:



Trim Options:



Accent Options:

Available in Chrome or Backout accents. Driven by Part Number suffix.

1. Stainless Work Surface
2. Stainless LED PowerTop
7. Bedliner Work Surface
3. Bedliner LED PowerTop

MASTERS SERIES: ROLL CABS



KRL1033EPB0



KTL1023ABCR3



KMP1023BLB



KMP1033PJH

Masters Series Roll Cab Drawer Sizes

Width		Depth		Height		KRL1033E	KTL1023A	KMP1023	KMP1033
inches	mm	inches	mm	inches	mm	Drawers	Drawers	Drawers	Drawers
14-5/8	371	26-15/16	684	1-11/16	43	2	4	1	1
14-5/8	371	26-15/16	684	4	102	4	5	3	1
14-5/8	371	26-15/16	684	6-3/16	157	1	1	—	—
14-5/8	371	26-15/16	684	8-3/8	213	—	—	1	1
14-5/8	371	26-15/16	684	10-5/8	270	1	1	1	1
14-5/8	371	26-15/16	684	12-13/16	326	—	—	1	1
29-5/8	752	25-1/2	648	1-11/16	43	—	—	—	1
30-1/2	775	26-15/16	684	1-11/16	43	1	1	1	—
30-1/2	775	26-15/16	684	4	102	2	2	2	2
30-1/2	775	26-15/16	684	6-3/16	157	1	1	1	1
49-1/8	1,248	26-15/16	684	2-11/16	68	—	1	1	—
49-1/8	1,248	26-15/16	684	3-13/16	97	1	1	1	1
49-1/8	1,248	26-15/16	684	4-7/8	124	—	1	1	—
67-1/8	1,705	26-15/16	684	2-11/16	68	1	—	—	1
67-1/8	1,705	26-15/16	684	4-7/8	124	1	—	—	1
Total Drawer Count						15	18	14	12

Images may be shown without actual warning labels.



- Read and follow Instructions and Safety Messages in the Manual accompanying the product.
- Read Safety Precautions on pages W1-W4

MASTERS SERIES: ROLL CABS



KTL1022ABKG3



KMP1022APB0

Masters Series Roll Cab Drawer Sizes

Width		Depth		Height		KTL1022A	KMP1022A
inches	mm	inches	mm	inches	mm	Drawers	Drawers
14-5/8	371	26-15/16	684	1-11/16	43	1	—
14-5/8	371	26-15/16	684	4	102	1	—
14-5/8	371	26-15/16	684	8-3/8	213	—	2
14-5/8	371	26-15/16	684	10-5/8	270	1	—
29-5/8	752	25-1/2	648	1-11/16	43	—	1
30-1/2	775	26-15/16	684	1-11/16	43	1	—
30-1/2	775	26-15/16	684	4	102	2	2
30-1/2	775	26-15/16	684	6-3/16	157	1	1
49-1/8	1,248	26-15/16	684	2-11/16	68	1	1
49-1/8	1,248	26-15/16	684	3-13/16	97	1	1
49-1/8	1,248	26-15/16	684	4-7/8	124	1	1
Total Drawer Count						10	9



KRL722PCM

Masters Series Roll Cab Drawer Sizes


Width		Depth		Height		KRL722C
inches	mm	inches	mm	inches	mm	Drawers
14-5/8	371	21-7/8	557	1-11/16	43	1
14-5/8	371	21-7/8	557	4	102	1
14-5/8	371	21-7/8	557	10-5/8	270	1
30-1/2	775	21-7/8	557	1-11/16	43	1
30-1/2	775	21-7/8	557	4	102	2
30-1/2	775	21-7/8	557	6-3/16	157	1
49-1/8	1,248	21-7/8	557	2-11/16	68	1
49-1/8	1,248	21-7/8	557	4-7/8	124	1
Total Drawer Count						9

Tools shown in tool storage not included. Images may be shown without actual warning labels.

Regular Finish Paint Options:



Trim Options:



Accent Options:

Available in Chrome or Backout accents. Driven by Part Number suffix.

1. Stainless Work Surface
2. Stainless LED PowerTop
7. Bedliner Work Surface
3. Bedliner LED PowerTop

MASTER SERIES: TOP CHESTS

KRL751 Series Top Chest

Cubic Inches (cm ³)	Square Inches (cm ²)	Net Weight, lb (kg)	Shipping Weight, lb (kg)	
13,294 (217,756)	4,115 (26,542)	194 (88)	245 (111)	
	Drawers	Width, inches (mm)	Depth, inches (mm)	Height, inches (mm)
Specifications	4	35-5/8 (905)	24 (610)	21 (533)
Drawers	2	30-1/2 (775)	21-7/8 (557)	1-11/16 (43)
	2	30-1/2 (775)	21-7/8 (557)	4 (102)
Top Compartment	—	35-3/8 (899)	21-3/4 (552)	4-1/8 (105)



KRL751PC

KRL791A Series Top Chest

Cubic Inches (cm ³)	Square Inches (cm ²)	Net Weight, lb (kg)	Shipping Weight, lb (kg)	
15,927 (260,884)	5,132 (33,101)	302 (137)	384 (174)	
	Drawers	Width, inches (mm)	Depth, inches (mm)	Height, inches (mm)
Specifications	8	54-1/4 (1,375)	24 (610)	21 (533)
Drawers	2	14-5/8 (371)	21-7/8 (557)	1-11/16 (43)
	2	14-5/8 (371)	21-7/8 (557)	4 (102)
	2	30-1/2 (775)	21-7/8 (557)	1-11/16 (43)
	2	30-1/2 (775)	21-7/8 (557)	4 (102)
Top Compartment	—	53-7/8 (1,368)	21-3/4 (552)	4-1/8 (105)



KRL791APJJ

MASTERS SERIES: WORKCENTERS

KRXL1072 Series XL Work Center

Specifications	KRXL1072PBO
Cubic inches (cm ³)	30,667 (502,542)
Square inches (cm ²)	4,125 (26,613)
Width, inches (mm)	72-7/8 (1,851)
Height, inches (mm)	26-3/4 (603)
Depth, inches (mm)	29-1/8 (740)



KRXL1072PBO



WARNING



- Read and follow Instructions and Safety Messages in the Manual accompanying the product.
- Read Safety Precautions on pages W1-W4

MASTERS SERIES: END CABINETS



KRL1011APJJ

KRL1011A Series End Cab

Cubic Inches (cm ³)	Square Inches (cm ²)	Net Weight, lb (kg)	Shipping Weight, lb (kg)	
10,735 (175,839)	3,152 (20,330)	267 (121)	295 (134)	
	Drawers	Width, inches (mm)	Depth, inches (mm)	Height, inches (mm)
Specifications	8	19-3/4 (502)	29-1/8 (740)	37-5/16 (948)
Drawers	3	14-5/8 (371)	26-15/16 (684)	1-11/16 (43)
	4	14-5/8 (371)	26-15/16 (684)	4 (102)
	1	14-5/8 (371)	26-15/16 (684)	6-3/16 (157)



KRL711APCM


KRL711A Series End Cab

Cubic Inches (cm ³)	Square Inches (cm ²)	Net Weight, lb (kg)	Shipping Weight, lb (kg)	
7,438 (121,834)	2,239 (14,442)	193 (88)	225 (102)	
	Drawers	Width, inches (mm)	Depth, inches (mm)	Height, inches (mm)
Specifications	7	19-3/4 (502)	24 (610)	32-15/16 (837)
Drawers	3	14-5/8 (371)	21-7/8 (557)	1-11/16 (43)
	3	14-5/8 (371)	21-7/8 (557)	4 (102)
	1	14-5/8 (371)	21-7/8 (557)	6-3/16 (157)

Regular Finish Paint Options:



Trim Options:



Accent Options:

Available in Chrome or Backout accents. Driven by Part Number suffix.

1. Stainless Work Surface
2. Stainless LED PowerTop
7. Bedliner Work Surface
3. Bedliner LED PowerTop

KMP7099 Series End Cab with PowerDrawer

Cubic Inches (cm ³)	Square Inches (cm ²)	Net Weight, lb (kg)	Shipping Weight, lb (kg)	
9,917 (162,510)	1,182 (7,626)	230 (104)	270 (122)	
	Drawers	Width, inches (mm)	Depth, inches (mm)	Height, inches (mm)
Specifications	3	19-3/4 (501)	29 (737)	32-15/16 (836)
Drawers	1	14-5/8 (371)	26-15/16 (684)	4 (102)
	1	14-5/8 (371)	26-15/16 (684)	12-13/16 (326)
PowerDrawer*	1	14-5/8 (371)	26-15/16 (684)	8-3/8 (213)

* Power strip has (5) outlets and (2) USBs



KMP7099PB0

KMP799 700 Series End Cab with PowerDrawer

Cubic Inches (cm ³)	Square Inches (cm ²)	Net Weight, lb (kg)	Shipping Weight, lb (kg)	
8,044 (131,817.5)	959 (6,187)	193 (88)	243 (110)	
	Drawers	Width, inches (mm)	Depth, inches (mm)	Height, inches (mm)
Drawers	1	14-5/8 (371)	21-7/8 (557)	4 (102)
	1	14-5/8 (371)	21-7/8 (557)	8-3/8 (213)
	1	14-5/8 (371)	21-7/8 (557)	12-13/16 (326)
Specifications	3	19-3/4 (501)	24 (610)	32-15/16 (836)



KMP799PB0



- Read and follow Instructions and Safety Messages in the Manual accompanying the product.
- Read Safety Precautions on pages W1–W4

MASTERS SERIES: POWERCAB™ END CABINETS



KMP1099PBO

KMP1099 Series End Cab with PowerDrawer

Cubic Inches (cm ³)	Square Inches (cm ²)	Net Weight, lb (kg)	Shipping Weight, lb (kg)		
11,474 (188,025)	1,576 (10,167)	267 (121)	317 (144)		
	Drawers	Width, inches (mm)	Depth, inches (mm)	Height, inches (mm)	
Drawers	2	14-5/8 (371)	26-15/16 (684)	4 (102)	
	1	14-5/8 (371)	26-15/16 (684)	8-3/8 (213)	
	1	14-5/8 (371)	26-15/16 (684)	12-13/16 (326)	
Specifications		4	19-3/4 (501)	29 (737)	37-5/16 (948)

Includes (2) adjustable shelves and integrated power strip.

Tools not included.



KMP1099
Includes power tool organizer drawer (tools not included)




KMP1099
Includes PowerDrawer with (5) outlets and (2) USBs (tools not included)



KRL1098PBO

KRL1098 Series Drawer End Cab

Cubic inches (cm ³)	Square inches (cm ²)	Net Weight, lb (kg)	Shipping Weight, lb (kg)		
11,088 (181,700)	2,364 (15,252)	267 (121)	317 (144)		
	Drawers	Width, inches (mm)	Depth, inches (mm)	Height, inches (mm)	
Specifications	6	19-3/4 (502)	29-1/8 (740)	37-5/16 (948)	
	Drawers	2	14-5/8 (371)	26-15/16 (684)	1-11/16 (43)
		3	14-5/8 (371)	26-15/16 (684)	4 (102)
		1	14-5/8 (371)	26-15/16 (684)	12-13/16 (326)




KRL1098
Includes power tool organizer drawer (tools not included)

Regular Finish Paint Options:



Trim Options:



Accent Options:

- Available in Chrome or Backout accents. Driven by Part Number suffix.
1. Stainless Work Surface
 2. Stainless LED PowerTop
 7. Bedliner Work Surface
 3. Bedliner LED PowerTop

MASTERS SERIES: BULK END CABINETS

KRL715 Series Bulk Storage End Cab

Cubic Inches (cm ³)	Square Inches (cm ²)	Net Weight, lb (kg)	Shipping Weight, lb (kg)	
7,984 (130,830)	894 (5,768)	122 (55)	159 (72)	
	Drawers	Width, inches (mm)	Depth, inches (mm)	Height, inches (mm)
Specifications	2	19-3/4 (501)	24 (610)	32-15/16 (836)
Drawers	2	13-1/4 (337)	20-1/8 (508)	4 (102)
Shelves	1	16-1/4 (406)	20-5/8 (508)	Adjustable



KRL715BPB0

MASTERS SERIES: LOCKERS

KRL712B Series Locker

Cubic Inches (cm ³)	Square Inches (cm ²)	Net Weight, lb (kg)	Shipping Weight, lb (kg)	
20,568 (336,904)	2,831 (18,260)	238 (108)	297 (135)	
	Drawers	Width, inches (mm)	Depth, inches (mm)	Height, inches (mm)
Specifications	4	24-1/16 (611)	24 (610)	53-7/16 (1,357)
Drawers	4	19-7/16 (495)	20 (508)	4 (102)
Shelves	3	21-1/16 (535)	17-9/16 (446)	Adjustable
Trays	3	17-7/8 (454)	3-1/8 (79)	4 (102)



KRL712BPB0

KRXL1025 Series Masters XL Locker

Cubic inches (cm ³)	Square inches (cm ²)	Net Weight, lb (kg)	Shipping Weight, lb (kg)	
26,667 (436,994)	3,533 (22,794)	347 (157)	410 (186)	
	Drawers	Width, inches (mm)	Depth, inches (mm)	Height, inches (mm)
Specifications	4	25-1/3 (643)	29-1/8 (740)	65-1/2 (1,664)
Drawers	4	19-7/16 (495)	25-1/8 (638)	4 (102)
Shelves	3	20-3/4 (527)	24 (610)	Adjustable
Trays	2	11-3/16 (300)	3-1/8 (79)	4 (102)



KRXL1025PB0



- Read and follow Instructions and Safety Messages in the Manual accompanying the product.
- Read Safety Precautions on pages W1-W4

CLASSIC SERIES: QUICK REFERENCE CHART



KCP2423BQD



KRA2432PJJ



KRA2423PU




KCP1423PB0

Roll Cabs	Specifications	KRA2432	KRA2423	KCP1423	KCP2423
Capacity	Approx. Cubic Inches (cm ³)	33,000 (540,773)	31,237 (530,000)	37,458 (613,827)	31,453 (515,422)
	Approx. Square Inches (cm ²)	8,500 (54,839)	8,604 (55,509)	8,723 (56,277)	7,971 (51,425)
	Load Capacity (kg)	2,400 (1,089)	2,400 (1,089)	2,400 (1,089)	2,400 (1,089)
Footprint	Width, inches (mm)	73 (1,854)	73 (1,854)	73 (1,854)	73 (1,854)
	Depth, inches (mm)	24 (610)	24 (610)	24 (610)	24 (610)
	Height, inches (mm)	39 (991)	39 (991)	43 (1,092)	39 (991)
Drawers	Drawer Banks	2	3	3	3
	Drawer Count	12	17	15	15
	Widest Drawer, inches (mm)	50 (1,270)	50 (1,270)	50 (1,270)	50 (1,270)
	Slides, lb (kg) (ball bearing)	120 (54)	120 (54)	227 (103)	120 (54)
	Double Slides	Yes (5 drawers)	Yes (2 drawers)	5" Top Extra-wide Drawer and 4" Third Drawer Down	Yes (2 drawers)
Extras	Top Mat	Unidirectional Rubber	Unidirectional Rubber	Unidirectional Rubber	Unidirectional Rubber
	PowerDrawer	No	No	Included	Included
Weight	Net Weight, lb (kg)	547 (248)	555 (252)	668 (303)	625 (283)
	Shipping Weight, lb (kg)	643 (292)	670 (303)	765 (347)	685 (311)
Optional Add-ons	Top Chest	KRA2415A	KRA2415A	KRA2415A	KRA2415A
	Side Cab	KRA2406B	KRA2406B	KRA1406	KRA2406B
	Locker	KRA2403A	KRA2403A	KRA1403	KRA2403A
	WorkCenter Riser w/ Door	KRA2472	KRA2472	KRA2472	KRA2472
	Overhead	KRA7220	KRA7220	KRA7220	KRA7220
	Hardwood Top	KRWT2418	KRWT2418	KRWT2418	KRWT2418
	Stainless steel Top	KWSN2473AST	KWSN2473AST	KWSN2473AST	KWSN2473AST
	Bed liner Top	KWSN2473ABL	KWSN2473ABL	KWSN2473ABL	KWSN2473ABL
	Stainless steel PowerTop™	KWSP2473AST	KWSP2473AST	KWSP2473AST	KWSP2473AST
	Bed Liner PowerTop™	KWSP2473ABL	KWSP2473ABL	KWSP2473ABL	KWSP2473ABL
Third Caster Set Option	No	No	No	No	

Regular Finish Paint Options:



Trim Options:



Accent Options:

Available in Chrome or Backout accents.
 Driven by Part Number suffix.
 1. Stainless Work Surface
 4. Stainless PowerTop™
 7. Bedliner Work Surface
 8. Bedliner PowerTop™

CLASSIC SERIES: QUICK REFERENCE CHART



KRA2407PJK



KRA2411PDG



KRA2422PC



KCP1422BKG



KCP2422BKH

Roll Cabs	Specifications	KRA2407	KRA2411	KRA2422	KCP1422	KCP2422
Capacity	Approx. Cubic Inches (cm ³)	16,000 (262,193)	23,612 (387,236)	23,055 (377,804)	28,219 (462,427)	23,902 (391,691)
	Approx. Square Inches (cm ²)	4,700 (30,322)	6,300 (40,645)	6,391 (41,232)	7,142 (46,077)	6,068 (39,150)
	Load Capacity (kg)	2,400 (1,089)	2,400 (1,089)	2,400 (1,089)	2,400 (1,089)	2,400 (1,089)
Footprint	Width, inches (mm)	36 (914)	55 (1,397)	55 (1,397)	55 (1,397)	55 (1,397)
	Depth, inches (mm)	24 (610)	24 (610)	24 (610)	24 (610)	24 (610)
	Height, inches (mm)	39 (991)	39 (991)	39 (991)	43 (1,092)	39 (991)
Drawers	Drawer Banks	1	2	2	2	2
	Drawer Count	7	11	10	10	9
	Widest Drawer, inches (mm)	32 (813)	50 (1,270)	50 (1,270)	50 (1,270)	50 (1,270)
	Slides, lb (kg) (ball bearing)	120 (54)	120 (54)	120 (54)	227 (103)	120 (54)
	Double Slides	No	Yes (2 drawers)	Yes (2 drawers)	Yes (2 drawers)	Yes (2 drawers)
Extras	Top Mat	Unidirectional Rubber	Unidirectional Rubber	Unidirectional Rubber	Unidirectional Rubber	Unidirectional Rubber
	PowerDrawer	No	No	No	Included	Included
Weight	Net Weight, lb (kg)	320 (145)	412 (187)	412 (187)	595 (270)	417 (189)
	Shipping Weight, lb (kg)	356 (162)	480 (218)	480 (218)	648 (294)	525 (238)
Optional Add-ons	Top Chest	KRA2405A	KRA2410A	KRA2410A	KRA2410A	KRA2410A
	Side Cab	KRA2406B	KRA2406B	KRA2406B	KRA1406	KRA2406B
	Locker	KRA2403A	KRA2403A	KRA2403A	KRA1403	KRA2403A
	WorkCenter Riser w/ Door	No	KRA2454	KRA2454	KRA2454	KRA2454
	Overhead	No	KRA5420	KRA5420	KRA5420	KRA5420
	Hardwood Top	KRWT2407	KRWT2411	KRWT2411	KRWT2411	KRWT2411
	Stainless steel Top	KWSN2436AST	KWSN2455AST	KWSN2455AST	KWSN2455AST	KWSN2455AST
	Bed liner Top	KWSN2436ABL	KWSN2455ABL	KWSN2455ABL	KWSN2455ABL	KWSN2455ABL
	Stainless steel PowerTop™	No	KWSP2455AST	KWSP2455AST	KWSP2455AST	KWSP2455AST
	Bed Liner PowerTop™	No	KWSP2455ABL	KWSP2455ABL	KWSP2455ABL	KWSP2455ABL
Third Caster Set Option	No	No	No	No	No	



• Read and follow Instructions and Safety Messages in the Manual accompanying the product.
 • Read Safety Precautions on pages W1-W4

CLASSIC SERIES: ROLL CABS



KCP2423BKH



KCP1423PBO


Classic Series Roll Cab Drawer Sizes

Specifications	Width		Depth		Height		KCP2423	KCP1423
	inches	mm	inches	mm	inches	mm	Drawers	Drawers
2" Narrow	14-5/8	371	21-7/8	557	1-3/4	43	2	1
4" Narrow	14-5/8	371	21-7/8	557	4	102	3	3
6" Narrow	14-5/8	371	21-7/8	557	6-3/16	157	1	—
8" Narrow	14-5/8	371	21-7/8	557	8-1/8	206	1	1
10" Narrow	14-5/8	371	21-7/8	557	10-9/16	270	1	1
12" Narrow	14-5/8	371	21-7/8	557	12-7/8	327	—	1
2" Wide	30-1/2	775	21-7/8	557	1-3/4	43	3	3
4" Wide	30-1/2	775	21-7/8	557	4	102	1	1
6" Wide	30-1/2	775	21-7/8	557	6-3/16	157	1	1
2" Extra-wide	49-1/8	1,248	21-7/8	557	1-9/16	40	—	—
3" Extra-wide	49-1/8	1,248	21-7/8	557	2-11/16	68	1	1
4" Extra-wide	49-1/8	1,248	21-7/8	557	4	102	—	1
5" Extra-wide	49-1/8	1,248	21-7/8	557	4-7/8	124	1	1

Regular Finish Paint Options:



Trim Options:



Accent Options:

Available in Chrome or Backout accents. Driven by Part Number suffix.
 1. Stainless Work Surface
 4. Stainless PowerTop™
 7. Bedliner Work Surface
 8. Bedliner PowerTop™



KRA2423PU



KCP1422BKG



KCP2422BKH

Specifications	Width		Depth		Height		KRA2423	KCP2422	KCP1422
	inches	mm	inches	mm	inches	mm	Drawers	Drawers	Drawers
2" Narrow	14-5/8	371	21-7/8	557	1-3/4	43	4	—	—
4" Narrow	14-5/8	371	21-7/8	557	4	102	4	—	—
6" Narrow	14-5/8	371	21-7/8	557	6-3/16	157	1	—	—
8" Narrow	14-5/8	371	21-7/8	557	8-1/8	206	—	2	2
10" Narrow	14-5/8	371	21-7/8	557	10-9/16	270	1	—	—
2" Wide	30-1/2	775	21-7/8	557	1-3/4	43	3	3	3
4" Wide	30-1/2	775	21-7/8	557	4	102	1	1	1
6" Wide	30-1/2	775	21-7/8	557	6-3/16	157	1	1	1
3" Extra-wide	49-1/8	1,248	21-7/8	557	2-11/16	68	1	1	1
4" Extra-wide	49-1/8	1,248	21-7/8	557	3-13/16	97	—	—	1
5" Extra-wide	49-1/8	1,248	21-7/8	557	4-7/8	124	1	1	1
Total Drawer Count							17	9	10



- Read and follow Instructions and Safety Messages in the Manual accompanying the product.
- Read Safety Precautions on pages W1-W4

CLASSIC SERIES: ROLL CABS



KRA2407PJK



KRA2411PDG



KRA2422PC


Classic Series Roll Cab Drawer Sizes

Specifications	Width		Depth		Height		KRA2407	KRA2411	KRA2422
	inches	mm	inches	mm	inches	mm	Drawers	Drawers	Drawers
2" Narrow	14-5/8	371	21-7/8	557	1-3/4	43	—	1	1
4" Narrow	14-5/8	371	21-7/8	557	4	102	—	2	1
6" Narrow	14-5/8	371	21-7/8	557	6-3/16	157	—	—	—
8" Narrow	14-5/8	371	21-7/8	557	8-1/8	206	—	—	—
10" Narrow	14-5/8	371	21-7/8	557	10-9/16	270	—	1	1
2" Wide	30-1/2	775	21-7/8	557	1-3/4	43	3	3	3
4" Wide	30-1/2	775	21-7/8	557	4	102	3	2	1
6" Wide	30-1/2	775	21-7/8	557	6-3/16	157	1	1	1
3" Extra-wide	49-1/8	1,248	21-7/8	557	2-11/16	68	—	—	1
4" Extra-wide	49-1/8	1,248	21-7/8	557	3-13/16	97	—	1	—
5" Extra-wide	49-1/8	1,248	21-7/8	557	4-7/8	124	—	—	1
Total Drawer Count							7	11	10

Regular Finish Paint Options:



Trim Options:



Accent Options:

Available in Chrome or Backout accents.
 Driven by Part Number suffix.
 1. Stainless Work Surface
 4. Stainless PowerTop™
 7. Bedliner Work Surface
 8. Bedliner PowerTop™

KRA2410 Classic 78 Series Top Chests

Cubic inches (cm ³)		Square inches (cm ²)		Net Weight, lb (kg)	Shipping Weight, lb (kg)
21,283 (348,766)		6,137 (39,593)		361 (163)	417 (189)
	Drawer Description	Drawers	Width, inches (mm)	Depth, inches (mm)	Height, inches (mm)
Specifications		10	54-7/16 (1,383)	24 (609)	28-5/8 (726)
Drawers	2" Narrow	2	14-5/8 (371)	21-7/8 (557)	1-11/16 (43)
	4" Narrow	3	14-5/8 (371)	21-7/8 (557)	4 (102)
	2" Wide	2	30-1/2 (775)	21-7/8 (557)	1-11/16 (43)
	4" Wide	3	30-1/2 (775)	21-7/8 (557)	4 (102)
Top Compartment		—	54 (1,372)	23-3/4 (603)	5 (125)



KRA2410APJJ

KRA2415 Classic 96 Series Top Chests

Cubic inches (cm ³)		Square inches (cm ²)		Net Weight, lb (kg)	Shipping Weight, lb (kg)
28,348 (464,540)		8,174 (52,735)		496 (225)	555 (252)
	Drawers	Width, inches (mm)	Depth, inches (mm)	Height, inches (mm)	
Specifications	15	73-3/8 (1,864)	24 (609)	28-5/8 (726)	
Drawers 2" Narrow	4	14-5/8 (371)	21-7/8 (557)	1-11/16 (43)	
4" Narrow	6	14-5/8 (371)	21-7/8 (557)	4 (102)	
2" Wide	2	30-1/2 (775)	21-7/8 (557)	1-11/16 (43)	
4" Wide	3	30-1/2 (775)	21-7/8 (557)	4 (102)	
Top Compartment	—	72 (1,829)	23-3/4 (603)	5 (125)	



KRA2415APCM

KRA2405 Classic 60 Series Top Chests

Cubic inches (cm ³)		Square inches (cm ²)		Net Weight, lb (kg)	Shipping Weight, lb (kg)
14,333 (234,875)		4,139 (26,703)		222 (101)	281 (127)
	Drawers	Width, inches (mm)	Depth, inches (mm)	Height, inches (mm)	
Specifications	5	36-3/8 (924)	24 (609)	28-5/8 (726)	
Drawers	2	30-1/2 (775)	21-7/8 (557)	1-11/16 (43)	
	3	30-1/2 (775)	21-7/8 (557)	4 (102)	
Top compartment	—	35-3/4 (907)	23-3/4 (603)	5 (125)	



KRA2405APBO



• Read and follow Instructions and Safety Messages in the Manual accompanying the product.
 • Read Safety Precautions on pages W1-W4


CLASSIC SERIES: WORKCENTER RISERS



KRA2454PBO

KRA2454 Series Workstation Risers (54")

Stock Number	KRA2454 Riser
Cubic inches (cm ³)	13,524 (221,619)
Square inches (cm ³)	1,127 (7,271)
Width, inches (mm)	54-7/16 (1,382)
Height, inches (mm)	27 (686)
Depth, inches (mm)	22-7/16 (570)



KRA2472PJK

KRA2472 Series Workstation Risers (73")


- Two gas cylinders assist in opening the door, making it an effortless operation
- Able to lock up work in process
- Stainless-steel inside walls with Slots-N-Dots™ panels
- Factory assembled unit complete with door
- Work surface required

Stock Number	KRA2472 Riser
Cubic inches (cm ³)	23,265 (381, 245)
Square inches (cm ³)	1,551 (10,006)
Width, inches (mm)	73 (1,854)
Height, inches (mm)	27 (686)
Depth, inches (mm)	22-7/16 (570)

Regular Finish Paint Options:



Trim Options:



Accent Options:

Available in Chrome or Backout accents. Driven by Part Number suffix.

1. Stainless Work Surface
4. Stainless PowerTop™
7. Bedliner Work Surface
8. Bedliner PowerTop™

KRA1403 Series Lockers

Cubic inches (cm ³)	Square inches (cm ²)		Net Weight, lb (kg)	Shipping Weight, lb (kg)
21,707 (355,714)	2,742 (17,690)		367 (166)	410 (185)
	No. of Drawers	Width, inches (mm)	Depth, inches (mm)	Height, inches (mm)
Specifications	4	25-3/8 (643)	24 (610)	72 (1,829) w/casters

Includes 3 adjustable shelves



KRA1403PB0

KRA2403A Series Lockers

Cubic inches (cm ³)	Square inches (cm ²)		Net Weight, lb (kg)	Shipping Weight, lb (kg)
19,975 (327,321)	2,748 (17,730)		367 (166)	410 (185)
	Drawers	Width, inches (mm)	Depth, inches (mm)	Height, inches (mm)
Specifications		25-3/8 (643)	24 (610)	67-5/8 (1,719) w/casters; 61 (1,549) w/out casters
Drawers	4	20-3/8 (518)	19-1/2 (495)	3-13/16 (97)
Shelves/Trays	3	20-3/8 (518)	21-1/2 (546)	9-1/2 (241)

Ball slide capacity 125 lb per drawer.



KRA2403APB0



- Read and follow Instructions and Safety Messages in the Manual accompanying the product.
- Read Safety Precautions on pages W1-W4

CLASSIC SERIES: END CABINET



KRA1406PB0

KRA1406 Series End Cab

Cubic inches (cm ³)	Square inches (cm ²)		Net Weight, lb (kg)	Shipping Weight, lb (kg)
8,871 (145,370)	1,918 (12,374)		232 (105)	267 (121)
	Drawers	Width, inches (mm)	Depth, inches (mm)	Height, inches (mm)
Specifications	6	14-5/8" (371mm)	21-7/8" (557)	24" (610)
Drawers	1	14-5/8" (371mm)	21-7/8" (557)	1-3/4" (45)
	4	14-5/8" (371mm)	21-7/8" (557)	3-15/16" (100)
	1	14-5/8" (371mm)	21-7/8" (557)	10-1/4" (263)

Slide capacity 227 lb per drawer.



KRA2406BPB0

KRA2406B Series End Cab


Cubic inches (cm ³)	Square inches (cm ²)		Net Weight, lb (kg)	Shipping Weight, lb (kg)
7,574 (124,115)	1,918 (12,374)		220 (99)	258 (117)
	Drawers	Width, inches (mm)	Depth, inches (mm)	Height, inches (mm)
Specifications	6	20-1/4" (514)	24" (609)	39-1/4" (997)
Drawers	3	14-5/8" (371)	21-7/8" (557)	1-11/16" (43)
	2	14-5/8" (371)	21-7/8" (557)	4" (102)
	1	14-5/8" (371)	21-7/8" (557)	10-9/16" (270)

Ball slide capacity 125 lb per drawer.

Regular Finish Paint Options:



Trim Options:



Accent Options:

Available in Chrome or Backout accents. Driven by Part Number suffix.

1. Stainless Work Surface
4. Stainless PowerTop™
7. Bedliner Work Surface
8. Bedliner PowerTop™

HERITAGE SERIES: ROLL CABS



KRA5311FPCM



KRA4813FPJK



KRA4107FPWZ

Roll Cabs	Specifications	KRA5311F	KRA4813F	KRA4107F
Capacity	Approx. Cubic Inches (cm ³)	20,000 (327,741)	14,529 (238,100)	15,303 (250,771)
	Approx. Square Inches (cm ²)	5,000 (32,258)	4,030 (26,000)	4,251 (27,425)
	Load Capacity, lb (kg)	2,400 (1,089)	2,400 (1,089)	2,400 (1,089)
Footprint	Width, inches (mm)	53 (1,346)	40 (1,016)	40 (1,016)
	Depth, inches (mm)	20 (508)	20 (508)	20 (508)
	Height, inches (mm)	38-1/2 (978)	38-1/2 (978)	38-1/2 (978)
Drawers	Drawer Banks	2	2	1
	Drawer Count	11	13	7
	Widest Drawer, inches (mm)	48 (1,219)	35 (880)	35 (880)
	Slides, lb (kg) (ball bearing)	120 (54)	120 (54)	120 (54)
	Double Slides	Yes (1 drawer)	Yes (1 drawer)	Yes (1 drawer)
Extras	Top Mat	Unidirectional Rubber	Unidirectional Rubber	Unidirectional Rubber
Weight	Net Weight, lb (kg)	349 (158)	280 (127)	275 (125)
	Shipping Weight, lb (kg)	400 (181)	327 (148)	305 (138)
Optional Add-ons	Top Chest	KRA5308F	KRA4114F KRA4810F	KRA4114F KRA4810F
	Side Cab	KRA4820F KRA4830F	KRA4820F KRA4830F	KRA4820F KRA4830F
	Locker	KRA5012F	KRA5012F	KRA5012F
	Middle Drawer Section	—	KRA4860F	KRA4860F
	Hardwood Top	KRWT5300	KRWT40F	KRWT40F
	Stainless Steel Top	KRSST5300	KRSST40F KWSN2040AST	KRSST40F KWSN2040AST



- Read and follow Instructions and Safety Messages in the Manual accompanying the product.
- Read Safety Precautions on pages W1-W4

HERITAGE SERIES: ROLL CABS



KRA4008FPCM



KRA2007FPC



KRA2005FPB0

Roll Cabs	Specifications	KRA4008F	KRA2106F	KRA2007F	KRA2005F
Capacity	Approx. Cubic Inches (cm ³)	10,000 (163,871)	15,500 (253,999)	10,000 (163,871)	10,000 (163,871)
	Approx. Square Inches (cm ²)	3,000 (19,355)	4,000 (25,806)	2,800 (18,064)	2,400 (15,480)
	Load Capacity, lb (kg)	1,300 (590)	1,300 (590)	1,100 (499)	1,100 (499)
Footprint	Width, inches (mm)	26 (660)	40 (1,016)	26 (660)	26 (660)
	Depth, inches (mm)	20 (508)	20 (508)	20 (508)	20 (508)
	Height, inches (mm)	37 (940)	38 (965)	37 (940)	37 (940)
Drawers	Drawer Banks	1	1	1	1
	Drawer Count	8	6	7	5
	Widest Drawer, inches (mm)	23 (584)	36 (914)	23 (584)	23 (584)
	Slides, lb (kg) (ball bearing)	120 (54)	100 (45)	100 (45)	100 (45)
	Double Slides	Optional	Optional	Optional	Optional
Extras	Top Mat	Unidirectional Rubber	Unidirectional Rubber	Unidirectional Rubber	Unidirectional Rubber
Weight	Net Weight, lb (kg)	183 (83)	265 (120)	170 (77)	162 (73)
	Shipping Weight, lb (kg)	252 (114)	344 (156)	239 (108)	231 (105)
Optional Add-ons	Top Chest	KRA4014F	KRA4114F	KRA2055F	KRA2055F
	Side Cab	—	KRA4820F KRA4830F	—	—
	Locker	—	KRA5012F	—	—
	Middle Drawer Section	KRA2063F	KRA4860F	KRA2063F	KRA2063F
	Hardwood Top	KRWT26F	KRWT40F	KRWT26F	KRWT26F
	Stainless Steel Top	—	KWSN2040AST	—	—

Colors Available



Heritage Series units are available in six standard colors. Blackout versions (black trim and logo) are available in Red (BN), Gloss Black (BF1), Royal Blue (BET), Electric Orange (BKH), Extreme Green (PJJ) and Storm Gray (PWZ). Add suffix to base stock number for special colors.



KRA5311FPCM



KRA4813FPJK



KRA4107FPWZ

Heritage Series Roll Cab Drawer Sizes

Specifications	Width		Depth		Height		KRA5311F	KRA4813F	KRA4107F
	inches	mm	inches	mm	inches	mm	Drawers	Drawers	Drawers
2" Narrow	11-3/16	285	17-1/2	445	1-5/8	41	3	4	—
4" Narrow	11-3/16	285	17-1/2	445	3-5/8	92	1	1	—
8" Narrow	11-3/16	285	17-1/2	445	7-5/8	193	—	—	—
12" Narrow	11-3/16	285	17-1/2	445	11-5/8	295	1	1	—
2" Wide	21-7/16	544	17-1/2	445	1-5/8	41	—	2	—
2" Extra-wide	34-3/4	881	17-1/2	445	1-5/8	41	1	—	2
4" Wide	21-7/16	544	17-1/2	445	3-5/8	92	—	3	—
4" Extra-wide	34-3/4	881	17-1/2	445	3-5/8	92	3	1	4
8" Wide	21-7/16	544	17-1/2	445	7-5/8	193	—	1	—
8" Extra-wide	34-3/4	881	17-1/2	445	7-5/8	193	1	—	1
6" Super-wide	47-3/4	1,214	17-1/2	445	5-9/16	141	1	—	—
Total Drawer Count							11	13	7



- Read and follow Instructions and Safety Messages in the Manual accompanying the product.
- Read Safety Precautions on pages W1–W4

HERITAGE SERIES: ROLL CABS



KRA4008FPCM



KRA2106FPB0



KRA2007FPC



KRA2005FPB0

Heritage Series Roll Cab Drawer Sizes

Specifications	Width		Depth		Height		KRA4008F	KRA2106F	KRA2007F	KRA2005F
	inches	mm	inches	mm	inches	mm	Drawers	Drawers	Drawers	Drawers
2" Deep	21-3/8	544	17-1/2	445	1-5/8	41	4	—	2	—
4" Deep	21-3/8	544	17-1/2	445	3-5/8	92	3	—	4	4
4" Deep	36	914	17-1/2	445	3-5/8	92	—	5	—	—
8" Deep	21-3/8	544	17-1/2	445	7-5/8	193	1	—	1	—
8" Deep	36	914	17-1/2	445	7-5/8	193	—	1	—	—
12" Deep	21-3/8	544	17-1/2	445	11-5/8	295	—	—	—	1
Total Drawer Count							8	6	7	5

HERITAGE SERIES: TOP CHESTS



KRA5308FPB0

KRA5308 Series Top Chest

Cubic inches (cm ³)	Square inches (cm ²)	Net Weight, lb (kg)	Shipping Weight, lb (kg)	
12,970 (212,540)	4,191 (27,039)	224 (102)	269 (122)	
Specifications	Drawers	Width, inches (mm)	Depth, inches (mm)	Height, inches (mm)
Drawers	8	53-3/8 (1,356)	19-13/16 (503)	19-3/8 (493)
	2	11-1/8 (283)	17-1/2 (445)	1-5/8 (41)
	2	11-1/8 (283)	17-1/2 (445)	3-5/8 (92)
	2	34-3/4 (881)	17-1/2 (445)	1-5/8 (41)
Top Compartment	2	34-3/4 (881)	17-1/2 (445)	3-5/8 (92)
	—	52-3/8 (1,328)	18-3/4 (475)	4-5/8 (118)

Colors Available



Heritage Series units are available in six standard colors. Blackout versions (black trim and logo) are available in Red (BN), Gloss Black (BF1), Royal Blue (BET), Electric Orange (BKH), Extreme Green (PJJ) and Storm Gray (PWZ). Add suffix to base stock number for special colors.

KRA4810 Series Top Chests

Cubic inches (cm ³)	Square inches (cm ²)		Net Weight, lb (kg)	Shipping Weight, lb (kg)
9,359 (153,370)	3,026 (19,520)		196 (89)	226 (103)
	No. of Drawers	Width, inches (mm)	Depth, inches (mm)	Height, inches (mm)
Specifications	8	40 (1,016)	19-13/16 (503)	19-3/8 (492)
Drawers	2	11-1/8 (283)	17-1/2 (445)	1-5/8 (41)
	2	11-1/8 (283)	17-1/2 (445)	3-5/8 (91)
	2	21-3/8 (542)	17-1/2 (445)	1-5/8 (41)
	2	21-3/8 (542)	17-1/2 (445)	3-5/8 (91)
Top Compartment	39-7/8 W x 18-3/4 D x 4-3/4 H (1,013.6 W x 475.5 D x 119.9 H)			



KRA4810FPJK

KRA4114 Series Top Chests

Cubic inches (cm ³)	Square inches (cm ²)		Net Weight, lb (kg)	Shipping Weight, lb (kg)
9,746 (159,710)	3,178 (20,500)		183 (83)	213 (97)
	No. of Drawers	Width, inches (mm)	Depth, inches (mm)	Height, inches (mm)
Specifications	4	40 (1,016)	19-13/16 (503)	19-7/16 (493.7)
Drawers	2	34-3/4 (881)	17-1/2 (445)	1-5/8 (41)
	2	34-3/4 (881)	17-1/2 (445)	3-5/8 (91)
Top Compartment	39-7/8 W x 18-3/4 D x 4-3/4 H (1,013.6 W x 475.5 D x 119.9 H)			



KRA4114FPCM

KRA4014 Series Top Chests

Cubic inches (cm ³)	Square inches (cm ²)		Net Weight, lb (kg)	Shipping Weight, lb (kg)
6,180 (101,270)	1,995 (12,870)		119 (54)	142 (64)
	No. of Drawers	Width, inches (mm)	Depth, inches (mm)	Height, inches (mm)
Specifications	4	26-3/4 (678)	19-13/16 (503)	19-7/16 (493.7)
Drawers	2	21-3/8 (542)	17-1/2 (445)	1-5/8 (41)
	2	21-3/8 (542)	17-1/2 (445)	3-5/8 (91)
Top Compartment	26-5/8 W x 18-3/4 D x 4-3/4 H (675 W x 475 D x 120 H)			



KRA4014FPC



- Read and follow Instructions and Safety Messages in the Manual accompanying the product.
- Read Safety Precautions on pages W1-W4

HERITAGE SERIES: TOP CHESTS



KRA2055FPB0



KRA4059FPC

KRA2055F Series Top Chests

Cubic inches (cm ³)	Square inches (cm ²)	Net Weight, lb (kg)	Shipping Weight, lb (kg)	
4,452 (72,955)	1,814 (11,703)	90 (41)	110 (50)	
	Drawers	Width, inches (mm)	Depth, inches (mm)	Height, inches (mm)
Specifications	5	26 (660)	14-3/4 (373)	17-3/16 (436)
Drawers	4	22-1/8 (559)	13-1/8 (332)	1-7/8 (47)
	1	22-1/8 (559)	13-1/8 (332)	3-1/8 (79)
Top Compartment	—	25-13/16 (655)	13-3/4 (348)	3-7/8 (97)

KRA4059F Series Tool Chests

Cubic inches (cm ³)	Square inches (cm ²)	Net Weight, lb (kg)	Shipping Weight, lb (kg)	
4,288 (70,268)	1,753 (11,309)	92 (42)	117 (53)	
	Drawers	Width, inches (mm)	Depth, inches (mm)	Height, inches (mm)
Specifications	9	26 (660)	14-3/4 (373)	17-3/16 (436)
Drawers	6	6-11/16 (169)	13-1/8 (332)	1-3/4 (44)
	2	22-1/8 (559)	13-1/8 (332)	1-7/8 (47)
	1	22-1/8 (559)	13-1/8 (332)	3-1/8 (79)
Top Compartment	—	25-13/16 (655)	13-3/4 (348)	3-7/8 (97)

HERITAGE SERIES: DRAWER SECTIONS



KRA4860FPB0



KRA2063FPC

KRA4860F Series Drawer Sections

Cubic inches (cm ³)	Square inches (cm ²)	Net Weight, lb (kg)	Shipping Weight, lb (kg)	
3,112 (50,997)	1,216 (7,845)	115 (52)	145 (66)	
	Drawers	Width, inches (mm)	Depth, inches (mm)	Height, inches (mm)
Specifications	2	40 (1,016)	19-13/16 (503)	9-13/16 (249)
Drawers	1	34-11/16 (881)	17-9/16 (445)	1-5/8 (41)
	1	34-11/16 (881)	17-9/16 (445)	3-5/8 (91)

KRA2063F Series Drawer Sections

Cubic inches (cm ³)	Square inches (cm ²)	Net Weight, lb (kg)	Shipping Weight, lb (kg)	
1,792 (29,365)	1,124 (7,252)	70 (22)	94 (43)	
	Drawers	Width, inches (mm)	Depth, inches (mm)	Height, inches (mm)
Specifications	3	26 (660)	19-13/16 (503)	9-13/16 (249)
Drawers	3	21-3/8 (544)	17-9/16 (445)	1-5/8 (41)

Colors Available



Heritage Series units are available in six standard colors. Blackout versions (black trim and logo) are available in Red (BN), Gloss Black (BF1), Royal Blue (BET), Electric Orange (BKH), Extreme Green (PJJ) and Storm Gray (PWZ). Add suffix to base stock number for special colors.

KRA5012F Series Lockers

Cubic inches (cm ³)	Square inches (cm ²)	Net Weight, lb (kg)	Shipping Weight, lb (kg)	
10,177 (166,770)	1,480 (9,548)	115 (52)	145 (66)	
	Drawers	Width, inches (mm)	Depth, inches (mm)	Height, inches (mm)
Specifications	4	16-1/2 (419)	19-13/16 (503)	51-1/2 (1,308)
Drawers	2	11-3/16 (288)	17-9/16 (445)	1-5/8 (41)
	2	11-3/16 (288)	17-9/16 (445)	3-5/8 (92)
Shelves	3	12-3/8 (315)	18-3/4 (475)	11-3/4 (297)



KRA5012FPB0

HERITAGE SERIES: END CABINETS

KRA4820F Series End Cab

Cubic inches (cm ³)	Square inches (cm ²)	Net Weight, lb (kg)	Shipping Weight, lb (kg)	
5,094 (83,476)	1,174 (7,574)	117 (53)	147 (67)	
	Drawers	Width, inches (mm)	Depth, inches (mm)	Height, inches (mm)
Specifications	6	16-1/2 (419)	19-13/16 (503)	32-1/8 (815)
Drawers	2	11-1/8 (283)	17-9/16 (445)	1-9/16 (39.7)
	3	11-1/8 (283)	17-9/16 (445)	3-1/2 (88.9)
	1	11-1/8 (283)	17-9/16 (445)	11-3/4 (297)



KRA4820FPJK

KRA4830F Series End Cab

Cubic inches (cm ³)	Square inches (cm ²)	Net Weight, lb (kg)	Shipping Weight, lb (kg)	
8,426 (138,080)	843 (5,439)	76 (35)	97 (44)	
	Width, inches (mm)	Depth, inches (mm)	Height, inches (mm)	
Specifications	16-1/2 (419)	19-13/16 (503)	32-5/16 (820)	
Shelves (2)	15-1/16 (381)	18-5/8 (473)	—	
Lower Compartment (1)	15-1/16 (381)	18-5/8 (473)	—	



KRA4830FPB0

Optional Add-ons

	Stock No.	Height, inches (mm)
Drawers	5012L71*	2 (51)
	5012L72*	4 (102)

*Slide out 8-05288ALRMS required



- Read and follow Instructions and Safety Messages in the Manual accompanying the product.
- Read Safety Precautions on pages W1-W4

MOBILE SOLUTIONS: WORKSTATION



KEMW361B1PB0

KEMW361 EPIQ™ Series Mobile Workstation

- Stainless steel work top (37 x 30") holds up to 1,000 lb
- Large 30" deep case
- (5) large 30" EPIQ™ InPulse™ drawers: (4) 4" drawers and (1) 6" drawer
- Swivel casters have rigid locking capability with a strong brake system
- EPIQ™ case design: top and bottom panel, and side walls absorb heaviest load and impact
- Includes color-matched slotted accessory wall for mounting of shelves and tool holders

Cubic inches (cm³)	Square inches (cm²)		Net Weight, lb (kg)		Load Capacity, lb (kg)	
18,136 (297,195)	4,134 (26,691)		448 (203)		2,000 (907)	
	Width		Depth		Height	
Drawers	inches	mm	inches	mm	inches	mm
4	30-1/16	764	27-1/2	700	4	101
1	30-1/16	764	27-1/2	700	6-3/16	157
Overall	37	940	30	762	42	1,067

Five Total Drawers

Colors Available



MOBILE SOLUTIONS: ROLL CARTS



KEMN361B1PB0

KEMN361 SideIQ™ EPIQ™ Series Roll Carts

- Super capacity in a maneuverable footprint—37" wide and 30" deep
- Same 48" height as the EPIQ™ Roll Cab
- Deep 8" top compartment is massive compared to everything else out there—for large prybars, chargers, diagnostics, etc.
- ISO-Ride+™ swivel lock mag wheels with compression puck suspension for a smooth ride over rough surfaces
- InPulse™ drawer retention system is intuitive to use—more than three times stronger than any other system
- (6) heavy-duty drawers hold 227 lb per drawer
- ISO-Ride+™ swivel lock mag wheels with compression puck suspension for a smooth ride over rough surfaces
- Casters are designed to carry 2,000 lb—each will provide a lifetime of rugged use
- Lid styling and height blend with any EPIQ™ Roll Cab
- Radiused trim and inset drawers—no sharp corners

Cubic inches (cm³)	Square inches (cm²)		Net Weight, lb (kg)		Load Capacity, lb (kg)	
26,125 (428,112)	6,027 (38,884)		498 (227)		2,000 (907)	
	Width		Depth		Height	
Drawers	inches	mm	inches	mm	inches	mm
2	30-1/16	764	27-1/2	700	1-11/16	43
3	30-1/16	764	27-1/2	700	4	101
1	30-1/16	764	27-1/2	700	6-3/16	157
Top Compartment	36	914	29	717	8	203
Overall	37	940	30	762	48-3/8	1,229

Six Total Drawers

Colors Available



KHP415 Series Power Cart (40")

KHP415PBO 40" Four-Drawer Power Cart

- Lockable 40" W x 20" D x 11" H power tool charging and storage compartment includes two adjustable power tool racks and custom power strip
- Compartment designed to securely charge 5+ batteries and hold at least 10 power tools, in a portable unit that rolls to the job
- US designed and made power strip with 15' cord includes (5) 120 V and (2) USB ports that are offset and reversed to make plugging in a pleasure
- Custom handle hole mounted cord wrap posts for wire management
- Quick access 40" W x 20" D top lid opens via gas springs
- Includes 35" W x 4" D SpeedDrawer with adjustable grid for organization for sockets, bits, fasteners, power tool accessories and attachments
- Six inch vibration absorbing casters provide a more stable environment for tools and equipment
- Four 35" wide drawers for more storage capacity including a 4" SpeedDrawer



KHP415PBO

Specifications	KHP415
Shipping Weight, lb (kg)	282 (128)
Cubic inches (cm ³)	18,802 (308,109)
Square inches (cm ²)	3,177 (20,497)
Depth, inches (mm)	20 (508)
Height, inches (mm)	39 (991)
Width, inches (mm)	40 (1,016)
Applications	Mobile storage for rechargeable power tools and SpeedDrawer organization for accessories and attachments

Colors Available



KRSC4130 Series Three-Drawer Workstation Cart (40")

40" Three-Drawer Workstation Cart

- Three 35" wide drawers for more storage capacity
- Bottom section with locking door is 16" H x 36" W x 19" D and holds up to 500 lb
- Heavy duty polymer work top
- 17,500 cubic inches of storage
- Vibration absorbing casters provide a more stable environment for tools and equipment
- Does not include power tools
- KA18X5PC power tool stand sold separately



KRSC4130PBO

Specifications	KRSC4130
Description	40" Three-Drawer Workstation Cart
Cubic inches (cm ³)	17,502 (286,806)
Square inches (cm ²)	2,506 (16,168)
Width, inches (mm)	40 (1,016)
Depth, inches (mm)	20 (508)
Height, inches (mm)	39 (991)
Applications	Mobile storage and workspace for all types of hand tools, power tools and accessories

Colors Available



KRSC413DKPBO – Door Kit for KRSC413 Workstation Cart



- Read and follow Instructions and Safety Messages in the Manual accompanying the product.
- Read Safety Precautions on pages W1-W4

MOBILE SOLUTIONS: ROLL CARTS



KRSC242PB01

KRSC242 Series Heavy-Duty Shop Cart (36")

- Unit is 24" deep for more storage capacity
- Includes KAPS5 power strip with (5) AC and (2) USB ports for secure charging in top compartment
- Includes KAPSS5BRKT Cord Wrap Bracket to manage attached 15' cord
- Includes SpeedDrawer for small parts organization
- Includes a slotted side panel that can be mounted to handle holes; use on either side to hold shelves, power tool racks and a variety of tool holders
- Top compartment provides openings to store long prybars vertically
- Lockable top section is 7" deep, allowing you to secure any work in progress
- Welded cart body yields lasting strength
- Choose from two durable lid materials: stainless steel or truck bed liner
- Bumpers have a hard interior but soft exterior to reduce damage to other objects
- Six drawers: (2) 2" deep, (2) 4" deep and (2) 6" deep
- Four monoprene swivel casters for better maneuverability and less vibration

Specifications	KRSC242
Description	36" Six-Drawer Heavy-Duty Shop Cart with Work Top
Cubic inches (cm ³)	21,979 (360,171)
Square inches (cm ²)	4,880 (31,483)
Width, inches (mm)	36 (914)
Height, inches (mm)	46 (1,168)
Depth, inches (mm)	24 (610)
Load Capacity, lb (kg)	2,400 (1,089)
Lid Capacity, lb (kg)	150 (68)
Casters	6" x 2"
Net Weight, lb (kg)	318 (144)
Shipping Weight, lb (kg)	373 (172)

Colors Available



KRSC46HPB0

KRSC46 Series Roll Carts

- The one-piece fully welded body is designed for maximum strength
- 7" deep flip-top compartment with gas springs
- Top compartment will also store battery charger and can be used as a charging station while locked
- Drawers are 35" wide with 120 lb capacity per drawer; up to 240 lb with double slides
- Round key lock for interchangeability and larger cam for security
- Accessory panels can be added to both sides providing slot pattern for accessories; KRSC404APV panel will allow end cab to be hung from side.
- Top compartment accommodates optional KAPS5 Power Strip and KAPSS5BRKT Cord Wrap with no extra drilling
- Snap-on® KRA-style drawers feature the Lock 'N Roll® system; drawers will not drift open
- Same paint and steel as Snap-on® tool boxes, both sourced and built in the USA
- Optional JKRR46GW55 Rubber Work Mat (not included)

Cubic inches (cm ³)	Square inches (cm ²)	Net Weight, lb (kg)	Load Capacity, lb (kg)	
20,783 (340,572)	4,392 (28,335)	265 (120)	2,400 (1,089)	
Specifications	Drawers	Width, inches (mm)	Depth, inches (mm)	Height, inches (mm)
	6	40 (1,029)	20 (508)	46 (1,168)
	5	34-3/4 (882)	17-1/2 (444)	3-5/8 (92)
	1	34-3/4 (882)	17-1/2 (444)	7-5/8 (193)
	Top Compartment	39-13/16 (1,011)	18-13/16 (478)	7 (178)

Colors Available



KRSC323 Series Roll Cart

- 2" drawer, 4" drawer and extra deep 6" drawer for power tools and diagnostics
- Manufactured in the USA at our Algona, Iowa Plant and tested to a lifetime quality standard
- Fully welded double-wall construction will not weaken over time like bolt together carts
- Stainless steel bottom storage tray holds up to hard use from heavy bulk items
- 7"-deep top compartment with vertical prybar storage
- 16" open space beneath drawers—access for large items in bottom
- 5 x 2" vibration-resistant casters smooth cart ride
- Prybar and screwdriver shanks are held securely between walls

OPTIONS:

- Top compartment is set up with knock out for optional power and charging unit (KAPS5, KAPS5BRKT)
- Side Shelf: KRA412G Folding Shelf
- Side Storage: KA1734 Side Panel slotted for tool racks, parts bins, shelves, power tool holders
- JKR33W55A Rubber Work Surface with raised edges



KRSC323PB0

Cubic inches (cm ³)	Square inches (cm ²)	Net Weight, lb (kg)	Load Capacity, lb (kg)	
10,219 (167,459); plus 10,000 (163,871) bottom tray area	2,110 (13,613) plus bottom tray	180 (82)	1,200 (544)	
Specifications	Drawers	Width, inches (mm)	Depth, inches (mm)	Height, inches (mm)
	3	32 (813)	20-1/2 (521)	43 (1,092)

Colors Available



KRSC430A Series Roll Cart

- Features a split top that slides out from the center to provide total access to a generous 7" deep top compartment
- Cart body is entirely welded double wall design, not bolted, for lasting strength
- Two extra sliding drawers located under the sliding lid provide excellent working access to parts and work materials
- More than 5" of depth beneath sliding drawers in top compartment—plenty of room for chargers and vertical socket storage
- 4" Speedrawer included for small parts organization
- Rolled edges and a rear flange on drawers provide a solid feel to drawers under load
- Two shot-molded rubber/nylon corner bumpers protect nearby objects, and provide long-lasting brand identification and professional appearance
- Full-length two point locking lid and separate manual rear lock rod for drawers
- Organize large sockets, use as a securable charging station for power tool batteries—designed to accommodate optional KAPS5 power strip
- A massive 8" deep bottom drawer is 35" wide will hold large bulky items
- The dual work surfaces are embossed inward around the edges to help keep tools and parts from rolling off
- Soft safety bumpers on each corner help protect vehicles and shop equipment
- Choose stainless steel or black bedliner coated work surface



KRSC430APB01

Specifications	KRSC430
Cubic inches (cm ³)	20,659 (42,474)
Square inches (cm ²)	4,932 (12,527)
Width, inches (mm)	40-1/2 (1029)
Height, inches (cm)	46 (117)
Depth, inches (cm)	20 (51)
Load Capacity, lb (kg)	2400 lb / (1,089)
Lid Capacity, lb (kg)	120 (54) each side
Drawers	8 (including 2 under lid)
Casters	6" x 2"
Net Weight, lb (kg)	262 (112)
Shipping Weight, lb (kg)	312 (135)

Colors Available



- Read and follow Instructions and Safety Messages in the Manual accompanying the product.
- Read Safety Precautions on pages W1-W4

MOBILE SOLUTIONS: ROLL CARTS




KRSC326FPB0

KRSC326 Series Roll Cart

- Cart body is entirely welded double wall design—not bolted—for lasting strength
- Extra deep 7" top compartment
- Prybar storage section allows vertical storage up to 36"
- Comes fully assembled from the factory, including bumpers, casters and aluminum drawer trim
- Fully welded double side walls
- Stronger lock and cam round key lock for interchangeability and larger cam for security

Cubic inches (cm ³)	Square inches (cm ²)		Net Weight, lb (kg)	Load Capacity, lb (kg)
16,847 (276,073)	3,533 (22,794)		157 (71.2)	1,200 (544)
Specifications	Drawers	Width, inches (mm)	Depth, inches (mm)	Height, inches (mm)
Drawers	6	32-11/16 (830)	20-1/2 (520)	46 (1,168)
	5	27-1/8 (689)	17-1/2 (445)	3-5/8 (92)
	1	27-1/8 (689)	17-1/2 (445)	7-5/8 (193)
Top Compartment Dimensions, inches (mm)		32 (812)	18-13/16 (478)	6-11/16 (170)

Colors Available



Chrome Trim and Logo	PBO	PC	PCM	PES	PJK	PJJ	PDG	—	PJH	PU	PRJ	ZBS
Black Trim and Logo	BN	BFI	BET	BDO	BKH	BKG	BQD	POT	BPS	BDC	PWZ	BCD

ADD SUFFIX TO STOCK NUMBER FOR SPECIAL COLORS.



KRSC343PJK

KRSC343 Series Roll Cart

- Cart body is entirely welded double wall design—not bolted—for lasting strength
- Almost 17,000 cubic inches of tool storage
- Lid surface is powder coated to match color of cart
- Surfaces slide independently on 120 lb capacity ball bearing drawer slides
- Extra-deep 7" top compartment
- Organize large sockets, use as a securable charging station for power tool batteries
- Designed to accommodate optional KAPS5 and cord wrap KAPS5BRKT
- Prybar/screwdriver storage area inside top compartment
- Full-length 2-point locking lid and separate manual rear lock rod for drawers; more secure than single-point lock used by many other manufacturers
- Independent drawer locking switch inside the top compartment
- (2) shot-molded rubber/nylon corner bumpers help protect nearby objects and provide long-lasting brand identification and professional appearance
- Maneuverable 32" width and quiet; low-vibration rolling
- Rolled edges and a rear flange on drawers provide a solid feel to drawers under load
- Spot welds 3–4" apart

Cubic inches (cm ³)	Square inches (cm ²)		Net Weight, lb (kg)	Ball Slide Capacity, lb (kg) per drawer
16,847 (276,078)	3,533 (22,794)		157 (71.2)	120 lbs (95kg)
Specifications	Drawers	Width, inches (mm)	Depth, inches (mm)	Height, inches (mm)
4" Wide Drawer	5	27-1/8 (688)	17-1/2 (445)	3-5/8 (91)
8" Wide Drawer	1	27-1/8 (688)	17-1/2 (445)	7-5/8 (206)
Top Compartment	—	26 (660)	19-1/8 (485)	6-1/2 (165)
Prybar/Screwdriver Section	2	5 (127)	19-1/8 (485)	6-1/2 (165)
Overall Totals	6	32 (812)	20-1/2 (521)	46 (1,168)

Colors Available



Chrome Trim and Logo	PBO	PC	PCM	PES	PJK	PJJ	PDG	—	PJH	PU	—	ZBS
Black Trim and Logo	BN	BFI	BET	BDO	BKH	BKG	BQD	POT	BPS	BDC	PWZ	BCD

ADD SUFFIX TO STOCK NUMBER FOR SPECIAL COLORS.

KRBC60T Welding Workstation

Cubic inches (cm ³)	Square inches (cm ²)		Net Weight, lb (kg)	Load Capacity, lb (kg)
19,804	1,949		295 lb	1,000 (453)
Specifications	Drawers	Width, inches (mm)	Depth, inches (mm)	Height, inches (mm)
	3	50-3/4 (1,289)	25-3/4 (654)	37-1/2 (352)
Top Compartment	—	26 (660.4)	19-1/8 (485.8)	6-1/2 (165.1)



KRBC60T

KRBC60T Welding Workstation

- 3/8" steel-plate work surface
- Four dual-purpose mounting locations serve as accessory mounts and wand holder
- HD textured black matte finish
- Large locking compartment stores two welders
- Slots-N-Dots™ rear panel accommodates many accessories
- Three drawers with liners and high-quality roller bearing slides
- Three large cord hooks included; extra hook kits available
- 50-3/4" W x 25-3/4" D x 37-1/2" H
- 1,000 lb load capacity

KRBC60TEXT[†] Welding Cart Side Cabinet

- Mounts directly to the current KRBC60T Welding Cart
- Creates 50% additional steel work surface (500 in²)
- Slots-N-Dots™ rear and side panels for mounting additional accessories
- Cord slot in back for better organization of cords and plugs
- 25 x 15 x 25" storage compartment; perfect for adding a Plasma Cutter
- 4" drawer; 24.5 x 15.6 x 4.1" overall size



KRBC60TEXT

KRP1HD Series Polymer Roll Cart

	Net Weight, lb (kg)		Load Capacity, lb (kg)	
	37 (16.8)		320 (145)	
Specifications		Width, inches (mm)	Depth, inches (mm)	Height, inches (mm)
Top Tray	1	43 (1,092)	21-3/4 (552)	38-1/2 (978)
	1	43 (1,092)	21-3/4 (552)	3-3/16 (81)
Bottom Tray	1	43 (1,092)	21-3/4 (552)	2-13/16 (71)



KRP1HD

KRP1HD Series Polymer Roll Cart

- Heavy-duty polymer construction will not scratch painted surfaces, will not corrode and is nonconductive
- Top slides in either direction to reveal storage compartment and work surface underneath
- Built-in tool holders in handles accept wide variety of screwdrivers, small prybars, pliers and other small-to-medium hand tools
- Drain plugs in both upper and lower trays facilitate cleanup
- Red trays with gray lid and legs
- Locking swivel casters
- Each tray has 160 lb (73 kg) load capacity

Steel Drawer Dividers

- Made from galvanized steel
- Simply place the side edges and front/back edges around the perimeter of the drawer, and then locate middle dividers and divider tabs wherever they are needed (in 3, 5, 7, 10 and 15" width increments)

KADDS2402 2" Drawer Divider Kit

- Tool storage divider set for common 2" wide drawer/24" deep units for the Masters and Classic Series

KADDS2404 4" Drawer Divider Kit

- Tool storage dividers for the wide drawer common on 24" deep units



KADDS2402



- Wear face shield and protective clothing while welding or cutting.
- Do not allow bystanders while welding or cutting.
- Do not overload.
- Follow all safety precautions for welding and cutting.
- Do not open multiple drawers.
- Read safety precautions on pages W1-W4

MOBILE SOLUTIONS: ROAD CHESTS



KRA6200FPBO



KRA6210FPBO

KRA6200/KRA6210F Series Heavy-Duty Road Chests

- Corner gussets keep corners square
- Three stiffeners behind front cover provide strength; inside padding protects drawers
- Cover and front are hinged together for quick, easy access to all tools
- Overlap on lid allows water to flow past without entering the front section
- Handles on KRA6210F Series provide easier lifting (Handle: 8-3533 add color suffix)
- Three friction hinges keep the front cover from slamming
- Optional steel drawer divider sets: KADDS2402 2" drawer, KADDS2404 4" drawer

Cubic inches (cm ³)	Square inches (cm ²)	Net Weight, lb (kg)	Shipping Weight, lb (kg)	
11,937 (195,612)	3,460 (22,323)	282 (128)*	325 (147)*	
Specifications	Drawers	Width, inches (mm)	Depth, inches (mm)	Height, inches (mm)
Drawers	4	36 (914)	24 (610)	24 (610)
	2	30-1/2 (775)	21-3/4 (552)	1-3/4 (44)
	2	30-1/2 (775)	21-3/4 (552)	3-5/8 (92)
Top Compartment	—	34-7/8 (885)	22-1/2 (570)	5-1/2 (139)

*Add 25 lb for cage on KRA6200F

Colors Available



Chrome Trim and Logo	PBO	PC	PCM	PJH	PJJ	PJK	PDG	PRJ	—	—
Black Trim and Logo	BN	BFI	BET	BPS	BKG	BKH	BQD	PWZ	PZR	PZS

ADD SUFFIX TO STOCK NUMBER FOR SPECIAL COLORS

Optional Waterproof Covers

Stock No.	Description
KRA6200F	Cover (Black)
KRA6200F	Cover (Red)
KRA6210F	Cover (Red)

All Weather Tool Chests

- Heavy-duty roll cage ribs, heavy-duty butterfly hinges and durable, shock-resistant material
- Stainless steel hardware resists corrosion in harsh environments
- Telescoping trolley handle with 43" reach
- Drawers fully extend on Snap-on® proprietary composite slides so entire contents of the drawer may be easily viewed and accessed
- Drawers include positive stops to prevent inadvertent removal
- Configurable drawers
- Drawer material made with Zerust corrosion inhibitor to help prevent tools from rusting

- Fully enclosed ball bearing solid rubber wheels absorb shock and allow for use on grass, gravel or paved surfaces
- 22.1" wheel base on the wide corners for stability
- Pressure relief valve automatically regulates airflow during altitude changes
- Water resistant when submerged to one meter
- 7-1/2 x 10-3/8" U-shaped side handles may be gripped with two hands by up to four and capable of supporting over 250 lbs.
- Snap-in padlock holder with 250 lbs. of break-in resistance
- Stackable design even when fully loaded
- Net weight 44 lbs. (20 kg)
- Meets or exceeds applicable military standards



KMC18062PGR



KMC18062PTN



KMC18043POR



WW-7NS Nonslip Drawer Liner Kit

- For KMC18043 Series seven drawer units only

TCK18043BR Tool Control Kit

- Tool Control Kit for KMC18 seven drawer units only

KMC18-1DRW Single Deep Drawer

- Fits KMC18 and KMOC18

KMC18-2DRW Double Deep Drawer

- Fits KMC18 and KMOC18

RKKMOC18HL Handle Replacement Kit

- For the KMC18 and KMOC18 series of All Weather Tool Chests

RKKMOC18WH Wheel Kit

- For the KMC18 and KMOC18 series of All Weather Tool Chests

Stock No.	Drawers
KMC18043*	7
KMC18062*	8

Stock No.	Drawers
KMOC1804*	4
KMOC1800*	0



KMOC18610RBK All-Weather Open Top Mobile Tool Chest 7 Drawer

- Open Top Compartment with Storage Space of 21.2 W x 15.4 H x 3.2" D when lid is closed
- Fully Extendable drawers with Positive Stops to prevent inadvertent removal
- Drawer material made with Zerust® corrosion inhibitor to help prevent tools from rusting
- All Terrain Wheel and Wheel Well design allow for use on grass, gravel or paved surfaces
- Pressure Relief Valve regulates airflow during altitude changes
- 7-1/2 x 10-3/8" U-shaped side handles that may be gripped with two hands by up to four people
- Side handles capable of supporting over 250 lb
- Stackable design – even when fully loaded
- Snap-in Padlock Holder with 250 lb of break-in resistance
- 304 and 316 stainless steel hardware resists corrosion in harsh environments
- Heavy-duty roll cage ribs, Heavy-duty butterfly hinges and durable, shock-resistant material
- Meets or exceeds applicable military standards
- Telescoping trolley handle with 43" reach
- Configurable drawers – drawers interchangeable with other mobile tool chests



KMOC18610RBK

Tools not included.

Soft-Sided Tool Bag with Wheels

TB50W Soft-Sided Tool Bag with Wheels

- Multiple pockets inside and outside to store a multitude of smaller items
- Large gate mouth opening to store larger items and for easy access
- Made of durable 1680 denier oxford nylon fabric for strength and durability
- 36" telescoping handle with wheels to roll rather than carry the bag
- Dimensions: 20" W x 12" D x 12" H



TB50W



- Read and follow Instructions and Safety Messages in the Manual accompanying the product.
- Read Safety Precautions on pages W1-W4

MOBILE SOLUTIONS: AVIATION DOG BOXES

Aviation Dog Boxes

Aviation technicians told us what they need, and we listened. This line of rolling tool boxes have convenient hand-tow handles. Available in three sizes, these dog

boxes let you load up the tools you need for a specific task and comfortably wheel them across the tarmac, from hangar to hangar, through the terminal or on a plane

Interchangeable Handles

- Small and medium dog boxes feature an interchangeable hard steel wagon-style handle that keeps the box from wandering or nipping at your heels, or a soft nylon leash so you can choose the hand-tow handle that best fits your needs
- Handles can be quickly installed or changed with the wire lock pin Deluxe Wagon-Style Handle
- The large dog boxes feature a deluxe hard steel wagon-style handle that is easy to steer and easy to control
- The swivel feature allows for a comfortable pulling position while the spring-loaded action keeps the handle in the upright position, when the box is at rest

Hinged And Foldable Top

- Both large dog boxes feature a front lid that folds up and under the top lid to create a convenient, flat work surface, while still allowing access to the drawers
- When fully closed, the hinged cover lets you keep the drawers and box securely locked

Removable Chassis

- Each dog box can be removed from the rolling chassis with convenient lifting handles to allow for stationary storage on a bench or roll cab for easy accessibility

Rubber Wheels

- All models feature rubber caster wheels for a smooth and quiet ride along with maximum shock absorption
- Wheels can also be locked for safety



Specifications	KRDB265	KRDB269	KRDB24	KRDB18
Brand	Snap-on®	Snap-on®	Blue-Point®	Blue-Point®
Description	Large, 5-Drawer Dog Box	Large, 9-Drawer Dog Box	Small Dog Box	Medium Dog Box
Storage Space Cubic inches (cm ³)	4,452 (72,955)	4,288 (70,268)	2,540 (41,623)	1,530 (25,072)
Storage Space (Square Inches)	1,814 (11,703)	1,753 (11,310)	670 (4,322)	525 (3,387)
Number of Trays	—	—	4	4
Number of Drawers	5 full length	3 full length, 6 compartment	—	—
Cantilever, Split-Top Opening	—	—	Yes	Yes
Flat Work Top	Yes	Yes	—	—
Handle Type	Wagon	Wagon	Wagon or Leash (Interchangeable)	Wagon or Leash (Interchangeable)
Grip Type	Soft	Soft	—	—
Wheel Type	Rubber	Rubber	Rubber	Rubber
Removable Chassis	Yes	Yes	Yes	Yes
Length, inches (mm)	26 (660)	26 (660)	24 (610)	18 (457)
Width, inches (mm)	14-3/4 (375)	14-3/4 (375)	12 (305)	10 (254)
Height, inches (mm)	17-1/4 (438)	17-1/4 (438)	12 (305)	13-1/4 (337)
Weight, lb (kg)	103 (47)	103 (47)	55 (25)	32 (14)

Designed to be pulled by hand

Already own a Snap-on® tool box? Add a rolling chassis to create your own dog box

DB18CHASSIS 18" Rolling Chassis

- Includes interchangeable hard and soft handles (Fits KRW48C)

DB24CHASSIS 24" Rolling Chassis

- Includes interchangeable hard and soft handles (Fits KRU24B)

DB26CHASSIS 26" Rolling Chassis

- Includes hard handle only (Fits KRA2055F and KRA4059F)

KRBC50TB Series Roll Cart (Blue-Point®)

- New self-closing drawer retention system keeps drawers from drifting open
- Heavy-duty cart push handle
- 6 x 2" heavy-duty casters (brakes on two of the casters)
- Rugged 1 pc bumper guards
- Retractable side work table
- Prybar and tool holders on each side of the cart
- Can holder included

Specifications	KRBC50TB
Cubic inches (cm ³)	11,283 (184,900)
Square inches (cm ²)	3,314 (21,380)
Width, inches (mm)	36 (914)
Height, inches (mm)	42 (1,071)
Depth, inches (mm)	22-3/8 (569)
Load Capacity, lb (kg)	800 (362)
Drawers	5
Caster Size, inches	6 x 2
Net Weight, lb (kg)	180 (81.5)
Shipping Weight, lb (kg)	216 (98)

Does not include bottom tray

Colors Available



KRBC100A Series Shop Cart (Blue-Point®)

- Bulk items (up to 18" tall, 31" wide or 19" deep) can be secured behind the rolling locking door
- (2) narrow drawers and (2) wide drawers
- Locking pry bar cabinet can accommodate (20) prybars and/or screwdrivers
- Factory installed slot-attached bumpers, no adhesive, help to protect nearby vehicles
- Slotted side panels hold Snap-on® slotted accessories
- Lockable top section is 5" deep

Cubic inches (cm ³)	Square inches (cm ²)	Net Weight, lb (kg)	Load Capacity, lb (kg)	
18,749 (307,241)	2,901 (18,716)	205 (91)	800 (362)	
Specifications	Drawers	Width, inches (mm)	Depth, inches (mm)	Height, inches (mm)
Drawers	1	26 (679)	18 (444)	5 (116)
	2	12 (314)	18 (444)	2 (51)
Top Compartment	1	31 (794)	20 (495)	5 (126)

Colors Available



- Read and follow Instructions and Safety Messages in the Manual accompanying the product.
- Read Safety Precautions on pages W1-W4

MOBILE SOLUTIONS: ROLL CARTS (Blue-Point®)



KRBC200ABKH

KRBC200A Series Shop Cart (Blue-Point®)

- Top compartment is 13-1/2" deep to accommodate power tool holder, standing storage of power tools with batteries, magnetic wrench racks, deep sockets and personal bulk items
- Charging Capability: Top area is designed for optional KAPS5 Power Strip with (5) offset AC outlets and (2) USB outlets, KAPS5BRKT Cord Wrap Bracket for 15' cord
- Sliding lid for easy top compartment access
- (5) wide drawers and (2) bottom drawers are almost 5" deep
- Locking prybar cabinet included
- Rugged corner bumpers (improved non-adhesive mechanical installation)
- Rubber raised edge work surface
- Seven great-looking Blackout colors, black trim, black logo
- Slotted side panels hold Snap-on® accessories: KAS12APWRPC Power Tool Rack; KAS12APV Shelf, KAHK63 Hooks, KAT12APV 12" Can Tray, KATR12PV T-Handle Rack

Cubic inches (cm ³)	Square inches (cm ²)	Net Weight, lb (kg)	Load Capacity, lb (kg)	
18,574 (304,367)	4,803 (30,989)	180 (82)	500 (227)	
Specifications	Drawers	Width, inches (mm)	Depth, inches (mm)	Height, inches (mm)
	3	27 (679)	18 (444)	2 (51)
	2	27 (679)	18 (444)	5 (116)
Drawers				
Top Compartment	1	31 (788)	20 (495)	18 (412)
Prybar Cabinet	1	15 (380)	4 (101)	9 (226)

Colors Available



KRBCP50PJK

KRBCP50 Series Shop Cart (Blue-Point®)

- Large unit with five drawers, 11,283 cubic inches of storage capacity
- Power outlets under lid: (3) standard and (2) USB
- Five drawers (3 wide, 2 narrow)
- Updated blackout components (casters, lock, handles blacked out)
- Includes 18" side shelf and a side storage tray

Specifications	KRBCP50
Square inches (cm ²)	3,314 (21,381)
Net Weight, lb (kg)	183 (83)
Shipping Weight, lb (kg)	213 (97)
Depth, inches (mm)	21 (533)
Height, inches (mm)	42 (1,067)
No. of Drawers	5
Cubic inches (cm ³)	11,283 (184,895)
Load Capacity, lb (kg)	1,200 (544)
Top Compartment Dimensions, inches (mm)	35 W x 21 D x 5 H (889 W x 533 D x 127 H)

Colors Available



KRBCKS30 32" Sliding Lid, 12" Deep Top Compartment, Three-Drawer Roll Cart (Blue-Point®)

- 12" deep top compartment allows standing storage of power tools, batteries and go-to equipment items
- Sliding lid makes top compartment access easy without moving work in process
- Three wide drawers; 3" deep bottom tray
- Charging capability: top area is designed for optional KAPS5 Power Strip which has (5) offset AC outlets and (2) USB outlets, KAPS5BRKT Cord Wrap for 15' cord (for power tool storage optional KA18X5PC Five Tool Rack is recommended)
- Seven great-looking blackout colors, black trim with black logo



KRBCKS30BN

Cubic inches (cm ³)	Square inches (cm ²)		Net Weight, lb (kg)	Shipping Weight, lb (kg)
11,399 (186,796)	3,314 (21,381)		183 (83)	213 (97)
Specifications	Drawers	Width, inches (mm)	Depth, inches (mm)	Height, inches (mm)
Drawers	3	35 (889)	21 (533)	42 (1,067)
Top Compartment Dimensions, inches (mm)	—	31 (787)	17 (432)	12 (305)
Bottom Shelf	—	31 (787)	19.5 (495)	3" (76)

Colors Available



KRBCKF40 Series 32" Four-Drawer Roll Cart (Blue-Point®)

- Flip lid with gas spring closure for convenient access to top compartment with screwdriver storage
- Narrow drawers (2) and wide drawers (2) for organizing different types of tools
- Strong, press fit custom molded bumpers for a professional appearance
- Four swivel casters for easy maneuverability
- Slotted side panels hold optional Snap-on® accessories: KAS12APWRPC Power Tool Rack; KAS12APV Shelf, KAT12APV 12" Can Tray, KATR12PV T-Handle Rack
- Seven great-looking black out colors, black trim with black logo



KRBCKF40BN

Cubic inches (cm ³)	Square inches (cm ²)		Net Weight, lb (kg)	Shipping Weight, lb (kg)
9,183 (150,482)	2,863 (18,471)		185 (84)	216 (98)
Specifications	Drawers	Width, inches (mm)	Depth, inches (mm)	Height, inches (mm)
Drawers	2	12.5	17.5	2
	1	26.73	17.5	2
	1	26.73	17.5	4.6
Top Compartment Dimensions, inches (mm)	—	31 (787)	19 (483)	5 (127)
Bottom Shelf	—	31.5 (800)	19.5 (500)	3.5 (88)

Colors Available



- Read and follow Instructions and Safety Messages in the Manual accompanying the product.
- Read Safety Precautions on pages W1-W4

MOBILE SOLUTIONS: ROLL CARTS (Blue-Point®)



KRBC10TB

KRBC10TB Series Roll Cart (Blue-Point®)

- 2,400 in² (7,428 in³) of storage space and 540 lb load capacity
- Locking flip top with gas shocks
- (4) locking drawers when lid is closed
- Screwdriver storage is in top compartment
- Retractable side work table
- Quick-disconnect system for the gas shocks allows the lid to be turned over the back of the cart 270° for full access to the cart from the front, back and sides
- Plated fasteners resist corrosion and self-locking nuts ensure a rigid, secure assembly
- Locking support tabs add strength, increase load capacity and facilitate quick assembly
- Protective rubber bumpers
- Made from heavy-gauge steel for superior strength
- Comes with casters assembled

	Cubic inches (cm ³)	Square inches (cm ²)	Load Capacity, lb (kg)	
	7,428 (121,700)	2,400 (15,480)	540 (245)	
	Drawers	Width, inches (mm)	Depth, inches (mm)	Height, inches (mm)
Specifications	4	30-1/2 (775)	20-1/2 (521)	41-1/4 (1,048)
Drawers	2	11-1/2 (292)	17-1/2 (444)	2-1/2 (63.5)
	1	24-1/2 (622)	17-1/2 (444)	2-1/2 (63.5)
	1	24-1/2 (622)	17-1/2 (444)	2-1/2 (63.5)
Bottom Shelf	2	30 (762)	19 (482)	3-1/2 (88.9)
Top Compartment	—	30 (762)	19 (482)	2-1/2 (63.5)
External Tray (rear)	—	15-3/8 (390)	4 (101)	3-3/8 (85.9)
External Tray (front)	—	15-3/8 (390)	4 (101)	2 (50.8)

Colors Available



KRBC7TD

KRBC7TD Series Roll Cart (Blue-Point®)

- Four swivel casters (two locking)
- Six liners on drawer and tray, and one rubber mat on side work shelf
- Latch system to unlock all four drawers once the top lid has been opened with a key
- Gas springs on lid for greater control
- Folding side work shelf provides extra work space
- Provides secure mobile tool storage
- Tubular locks on lid and prybar compartment
- Locking flip top lid with full length piano hinge
- Locking prybar compartment securely holds all length prybars and screwdrivers

	Net Weight, lb (kg)		Load Capacity, lb (kg)	
	112.2 (50.8)		300 (136)	
	Drawers	Width, inches (mm)	Depth, inches (mm)	Height, inches (mm)
Specifications	4	35 (889)	17 (431)	41 (1,041)
Drawers	2	13-13/16 (350)	15-3/8 (398)	2 (50.8)
	1	27-9/16 (700)	15-7/16 (391)	2 (50.8)
	1	27-9/16 (700)	15-7/16 (391)	4 (101)
Bottom Shelf	1	27-9/16 (700)	15-7/16 (391)	3 (76.2)

Colors Available



KRBC2T Series Roll Cart (Blue-Point®)

- 150-lb load capacity
- Rugged construction with rolled edges and welded post holders
- 4 x 1-1/8" casters, two locking and two standard
- Trays feature rolled edges for improved strength and rigidity
- Trays measure 30" W x 17" D
- Casters are 4 x 1-1/8" (two locking and two standard)

KRBC2TD	Net Weight, lb (kg)		Load Capacity, lb (kg)	
	Drawers	Width, inches (mm)	Depth, inches (mm)	Height, inches (mm)
	—	30 (762)	17 (432)	41 (1,041)
Specifications	—	30 (762)	17 (432)	41 (1,041)
Trays	2	30 (762)	17 (432)	—

KRBC3TD-1 Locking Drawer

- Optional add-on locking drawer for KRBC2TD
- 350ABMF09 Replacement Add-On Tray**

Colors Available



KRBC3T Series Roll Cart (Blue-Point®)

- Features locking drawer with tubular lock for added tool security
- Two sturdy, 3" deep trays are positioned for convenience
- 150 lb (68 kg) load capacity per tray
- Made of heavy-gauge steel
- Friction drawer slides
- 4 x 1-1/8" casters (two locking, two standard)

KRBC3T	Net Weight, lb (kg)		Load Capacity, lb (kg)	
	Drawers	Width, inches (mm)	Depth, inches (mm)	Height, inches (mm)
	—	32 (813)	17-13/16 (452)	41 (1,041)
Specifications	—	32 (813)	17-13/16 (452)	41 (1,041)
Trays	2	30 (762)	17 (428)	3 (76.2)
Drawer	1	27 (685)	14-1/2 (368)	4 (101)

KRBC3TD-1 Locking Drawer

- Optional add-on locking drawer for KRBC2TD and KRBC3TE

KRBC3TE Roll Cart (Blue-Point®)

Colors Available



- Read and follow Instructions and Safety Messages in the Manual accompanying the product.
- Read Safety Precautions on pages W1-W4

SERVICE TRAYS

SOSTPCA[‡] Automotive Service Tray

- Leg clearance of 25" allows service tray to slide under hood from the front or side of vehicle
- Height adjustable support post (36.5–48.6") allows tray to clear fender or front end on most vehicles
- Removable parts tray and screwdriver holders built into the tray
- Protective bumpers included for the support post
- Tray will hold maximum of 125 lb and the drawer 25 lb



SOSTPCA



SOSTPLUS

SOSTPLUS[‡] Truck Service Tray PLUS

- New taller design means it can be used on trucks
- Wider base to handle the taller height; provides better stability
- Large, heavy-duty casters for easier moving
- Top is able to rotate approximately 45° slightly left or right of center
- Hang more accessories with the larger top tray side wall/lip
- Larger tray provides more surface space
- Larger crank gear for less cranking to raise and lower the tray
- Bigger bottom basket for even more storage underneath

BLPUHSTPC[‡] Underhood Service Tray (Blue-Point®)

- Convenience with less user motion and fatigue
- 24" leg clearance allows the service tray to slide under the hood from the front or the side of the vehicle
- Parts dividers and screwdriver holders built into the tray
- Protective bumpers included for top tray and support post
- 3" heavy-duty swivel casters
- Height-adjustable support post adjusts from 35-13/16–48-3/8" for the tray to clear the fender or front end of most vehicles
- EVA pads in all tray compartments
- Dimensions (fully assembled): 29-1/2" L x 26" W x 48-3/8" H
- Maximum load capacity: 75 lb (34 kg)



BLPUHSTPC

BOXES AND TOTE TRAYS



YA481

Plastic Boxes

Plastic tool boxes are ideal for a wide range of storage needs. YA481-BLK and YA483-BLK are made of tough injection-molded black plastic to ensure a durable precise fitting lid. Top carrying handle, tension latches, tote tray and padlock provision are also featured

Stock No.	Dimensions, inches
YA481-BLK	14-1/2 W x 7-1/4 D x 4-1/2 H
YA483-BLK	20-1/4 W x 9 D x 7-3/4 H

Parts Storage Cases

KRP5CAB Five-Drawer Storage Cabinet

- Use to store or inventory small tools and parts
- Black, heavy-duty polypropylene cabinet with five removable drawers (KRP5PB)
- Each drawer features a translucent plastic divider system that allows full customization for individual needs
- Drawers are easily removable for transport to job location
- Units can be stacked or wall mounted
- Resistant to common solvents
- Cabinet dimensions are 15-1/2" W x 14-1/2" D x 16" H

KRP5PB Storage Drawer

- Plastic storage drawer for KRP5CAB parts storage cabinet
- Each drawer features 16 translucent section dividers for unlimited customizing options (KRP5PB-16 = 16 Dividers)
- Drawer measures 13-5/8" W x 9-5/8" D x 2-1/4" H

YA485 Parts Storage Case (Blue-Point®)

- Similar to YA402 except interchangeable partitions can form 8–32 compartments
- 18" W x 12" D x 3" H



Tote Trays

KRP1001A Plastic Tote Tray

- Made of tough, rust-proof, nonconductive, chemical-resistant polymer
- Includes two deep end pockets
- Bottom drawer is divided into 12 compartments and can be opened from either side
- 16-5/8" L x 10-1/4" W x 6-7/8" H

KTA3A Metal Tote Tray

- Tubular pull-up handle lifts 1-5/8"
- Measures 20-1/4 x 8 x 3-1/4" with handle down

KTA8PV Metal Tote Tray

- Drops in any 14" wide (4" deep) drawers on KRL1000 and KRL700 Series tool storage units
- Four non-skid rubber feet protect finished surfaces from scratching
- Raised lips hold tray securely in drawer
- Tubular pull-up handle raises 1-3/4"
- Measures 14-13/16" L x 10" W x 3-13/16" H with handle down
- Black textured finish



Wall Cabinets

KRA276D 33-7/8" Two-Door Wall Cabinet

- Wall cabinet provides security and inventory control
- Can be mounted to wall, stationary bench or roll cab
- Ruggedly built of heavy-gauge steel for durability
- Theft-resistant cylinder locks and a two-point locking system provide protection for your tools
- Features PLEXIGLAS® door panels to permit checking tool inventory without opening doors
- Cabinet measures 33-7/8" W x 24-3/4" H x 6" D



• Do not open multiple drawers.

‡These products can expose you to chemicals which are known to the state of California to cause cancer and reproductive harm. See pages P1-P2 for details.

• Read safety precautions on pages W1-W4


BOXES AND TOTE TRAYS



KRW184B



KRA25D



KRW48C



UT22K



KRW182B



KRA24



KRU24B

Metal Boxes

Stock No.	Cubic inches (cm ³)	Square inches (cm ²)	Dimensions, inches	Description/Features
KRW184B	1,851 (30,330)	684 (4,413)	Overall: 20-19/32 x 8-1/2 x 14-1/4 Top 3 Drawers: 17-13/16 x 7-5/16 x 2 Bottom Drawer: 17-13/16 x 7-5/16 x 2-1/2	Four-Drawer Locking Box with Lid (Blue-Point®)
KRA25D	1,568 (25,690)	180 (1,161)	20-7/8 x 8-3/4 x 8-3/4	Metal Box with Partitioned Tote Tray (Blue-Point®)
KRW48C	1,530 (25,070)	476 (3,071)	18 x 10 x 13-1/4	Cantilever Lid (Blue-Point®)
UT22K	1,444 (23,660)	525 (3,387)	Overall: 22 x 8 x 9; 4 Small Trays: 22 x 4 x 2	22" Long Cantilever Box
KRW182B	1,137 (18,630)	—	18-1/2 x 8-1/2 x 9-1/2	Two-Drawer Locking Box with Lid (Blue-Point®)
KRA24	1,155 (18,930)	154 (994)	19-7/8 x 7-3/4 x 7-1/2	Box with Tote Tray
KRU24B	2,540 (41,623)	670 (4,322)	Bottom Section: 23-3/5 x 11-3/5 x 7-1/4	Red 24" Long Box with Cantilever Under Lid (Blue-Point®)

Tote Bags

- Rugged, versatile tote bags are constructed from heavy duty 600 x 300 D-polyester
- Water-resistant PVC backing
- Reinforced top hem
- Wide top opening for easy access
- Padded handles and shoulder strap
- Embroidered logos

TB10A Collapsible Tote Bag

- Folds flat for convenient storage using hook-and-loop with metal snap corner closures
- Multiple interior and exterior pockets
- Fold-down interior bin dividers
- Molded plastic bottom for strength
- Overall dimensions: 18" L x 8" W x 9" H

TB20A Tote Bag

- Multiple interior and exterior pockets
- Removable plastic parts storage bin accessed via lower side storage pocket
- Overall dimensions: 15" L x 10-1/2" W x 12" H

TB30 Tote Bag

- Ultimate small tool organizer
- Multi-organizing pockets
- Heavy-duty zippers
- Overall dimensions 13" L x 10" W x 8" H

TB40 Tote Bag

- Lots of cargo space for cordless tools, etc.
- Heavy-duty shoulder strap
- Water-resistant D-polyester fabric and reinforced top hem for sturdy construction
- Multiple pockets, inside and out
- Wide opening for easy access
- Heavy-duty zippers
- Will hold an 18" pry-bar in diagonal mounts on the inside wall
- Maximum carrying capacity of 27 lb
- Overall dimensions 17" L x 9" W x 11" H

TB50 Tote Bag

- Multiple pockets both inside and on the exterior
- Easy grip handle
- Special hard body design
- Overall dimensions 20 x 11 x 9"

CTTOTE Power Tool Tote Bag

- Wide opening for easy access to tools—extra padding for protection
- Durable 600 Denier exterior for strength
- Interior pockets and compartments for tool organization
- Padded handles for comfortable transport
- Reinforced bottom for strength
- Six external pockets for extra storage
- Approximate inside dimensions, open: 18" L x 8" W x 11-1/2" D (457 x 203 x 292 mm)

BPTOTE Tote Bag (Blue-Point®)

- Heavy-duty 600 x 300 D-polyester
- Water-resistant, rugged and versatile
- Wide top opening for easy access
- Multiple interior and external pockets for organization
- Overall dimensions: 16-1/2" L x 10-1/2" W x 12-1/4" H



TB10A



TB20A



TB30



TB40



TB50



CTTOTE



BPTOTE



• Read and follow Instructions and Safety Messages in the Manual accompanying the product.
 • Read Safety Precautions on pages W1-W4

STATIONARY STORAGE

- SpeedDrawer capability in every drawer: a wide selection of color-matching dividers to organize parts and a shop's common-use tools
- Patented Lock 'N Roll® System makes opening the drawers a snap and prevents them from drifting open
- Heavy-duty superior ball bearing drawer slides for smooth, dependable performance
- Corner gusset design strengthens without reducing storage capacity
- Pallet jack base: 11-gauge base provides a stationary platform
- Drawer Labels: each drawer has a label on drawer trim for customization and organization



KSDB051AAPBN



KSDT051AZBB



KSDC071AZBB



KSDD041AAPB



KSDS081AAPB



KSDS081AAPBN

Stationary Storage Drawer Sizes and Configurations

Base Stock No.	Description	Drawers	Drawer Configuration (Qty)
KSND032	Narrow Desk	3	(1) 2", (1) 4", (1) 12"
KSNB051	Narrow Bench	5	(2) 2", (1) 4", (1) 6", (1) 8"
KSNT051	Narrow Tall Bench	5	(1) 2", (1) 4", (2) 6", (1) 8"
KSNC071	Narrow Counter	7	(2) 2", (3) 4", (1) 6", (1) 8"
KSNS081	Narrow Standing Counter	8	(2) 2", (4) 4", (1) 6", (1) 8"
KSNE101	Narrow Eye Level	10	(2) 2", (4) 4", (3) 6", (1) 8"
KSPD041	Standard Plus Desk	4	(1) 2", (2) 4", (1) 8"
KSPB051	Standard Plus Bench	5	(2) 2", (1) 4", (1) 6", (1) 8"
KSPT031	Standard Plus Tall Bench	3	(1) 2", (2) 12"
KSPC061	Standard Plus Counter	6	(4) 4", (1) 6", (1) 8"
KSPS081	Standard Plus Standing Counter	8	(2) 2", (4) 4", (1) 6", (1) 8"
KSPE081	Standard Plus Eye Level	8	(2) 4", (5) 6", (1) 8"
KSED041	Extra-Wide Desk	4	(1) 2", (2) 4", (1) 8"
KSEB051	Extra-Wide Bench	5	(2) 2", (1) 4", (1) 6", (1) 8"
KSET051	Extra-Wide Tall Bench	5	(1) 2", (1) 4", (2) 6", (1) 8"
KSEC071	Extra-Wide Counter	7	(2) 2", (3) 4", (1) 6", (1) 8"

Base Stock No.	Description	Drawers	Drawer Configuration (Qty)
KSES081	Extra-Wide Standing Counter	8	(2) 2", (4) 4", (1) 6", (1) 8"
KSEE101	Extra-Wide Eye Level	10	(2) 2", (4) 4", (3) 6", (1) 8"
KSDD041	Double-Wide Desk	4	(1) 2", (2) 4", (1) 8"
KSDB051	Double-Wide Bench	5	(2) 2", (1) 4", (1) 6", (1) 8"
KSDT051	Double-Wide Tall Bench	5	(1) 2", (1) 4", (2) 6", (1) 8"
KSDC071	Double-Wide Counter	7	(2) 2", (3) 4", (1) 6", (1) 8"
KSDS081	Double-Wide Standing Counter	8	(2) 2", (4) 4", (1) 6", (1) 8"
KSDE101	Double-Wide Eye Level	10	(2) 2", (4) 4", (3) 6", (1) 8"
KSSD041	Standard Width Desk	4	(1) 2", (2) 4", (1) 8"
KSSB061	Standard Width Bench	6	(2) 2", (3) 4", (1) 6"
KSST051	Standard Width Tall Bench	5	(1) 2", (1) 4", (2) 6", (1) 8"
KSSC071	Standard Width Counter	7	(2) 2", (3) 4", (1) 6", (1) 8"
KSSS081	Standard Width Standing Counter	8	(2) 2", (4) 4", (1) 6", (1) 8"
KSSE101	Standard Width Eye Level	10	(2) 2", (4) 4", (3) 6", (1) 8"

Colors Available



Storage units are available in four standard colors. Red (PBN), Gloss Black (PB), Royal Blue (PCN), Arctic Silver (ZBB). Add suffix to base stock number for special colors.



KSNE101AAPB



KSNS081AAZBB



KSNC071AAPCN



KSNT051AAPBN



KSNB051AAPB



KSND032AAPB

Narrow Width Stationary Storage

Stationary Storage	Specifications	KSNE101AA	KSNS081AA	KSNC071AA	KSNT051AA	KSNB051AA	KSND032AA
	Description	10-Drawer Narrow Eye-Level	Eight-Drawer Narrow Standing Counter	Seven-Drawer Narrow Counter	Five-Drawer Narrow Tall Bench	Five-Drawer Narrow Bench	Three-Drawer Narrow Desk
Capacity	Square inches (cm²)	4,694 (30,286)	3,756 (24,229)	3,286 (21,200)	2,347 (15,143)	2,347 (15,143)	1,408 (9,086)
	Cubic inches (cm³)	21,683 (355,328)	15,888 (260,353)	14,032 (229,944)	12,405 (203,281)	10,321 (169,125)	8,694 (142,462)
Footprint	Width, inches (mm)	22-1/2 (572)	22-1/2 (572)	22-1/2 (572)	22-1/2 (572)	22-1/2 (572)	22-1/2 (572)
	Depth, inches (mm)	29 (737)	29 (737)	29 (737)	29 (737)	29 (737)	29 (737)
	Height (unit only), inches (mm)	60-3/4 (1,543)	47-7/16 (1,204)	43 (1,092)	38-1/2 (978)	34-1/8 (867)	29-11/16 (753)
Drawers	No. of Drawers	10	8	7	5	5	3
	Base Type	Pallet Jack	Pallet Jack	Pallet Jack	Pallet Jack	Pallet Jack	Pallet Jack
	Slides, lb (kg) (ball bearing)	227 (103)	227 (103)	227 (103)	227 (103)	227 (103)	227 (103)
	Double Slide (included)	No	No	No	No	No	No
Extras	Work Surface	Non-Directional Rubber	Non-Directional Rubber	Non-Directional Rubber	Non-Directional Rubber	Non-Directional Rubber	Non-Directional Rubber



• Read and follow Instructions and Safety Messages in the Manual accompanying the product.
 • Read Safety Precautions on pages W1-W4

STATIONARY STORAGE



KSSE101AAZBB



KSSS081AAPBN



KSSC071AAPCN



KSST051AAPBN



KSSB061AAPB



KSSD041AAPB

Standard Width Stationary Storage

Stationary Storage	Specifications	KSSE101AA	KSSS081AA	KSSC071AA	KSST051AA	KSSB061AA	KSSD041AA
	Description	10-Drawer Standard Eye-Level	Eight-Drawer Standard Standing Counter	Seven-Drawer Standard Counter	Five-Drawer Standard Tall Bench	Six-Drawer Standard Bench	Four-Drawer Standard Desk
Capacity	Square inches (cm²)	6,712 (43,302)	5,369 (34,641)	4,698 (30,311)	3,356 (21,651)	4,027 (25,981)	2,685 (17,321)
	Cubic inches (cm³)	31,002 (508,025)	22,715 (372,236)	20,062 (328,759)	17,736 (290,638)	14,429 (236,448)	12,103 (198,327)
Footprint	Width, inches (mm)	30 (762)	30 (762)	30 (762)	30 (762)	30 (762)	30 (762)
	Depth, inches (mm)	29 (737)	29 (737)	29 (737)	29 (737)	29 (737)	29 (737)
	Height (unit only), inches (mm)	60-3/4 (1,543)	47-7/16 (1,204)	43 (1,092)	38-1/2 (978)	34-1/8 (867)	29-11/16 (753)
Drawers	No. of Drawers	10	8	7	5	6	4
	Base Type	Pallet Jack	Pallet Jack	Pallet Jack	Pallet Jack	Pallet Jack	Pallet Jack
	Slides, lb (kg) (ball bearing)	227 (103)	227 (103)	227 (103)	227 (103)	227 (103)	227 (103)
	Double Slide (included)	Yes (8 drawers)	Yes (6 drawers)	Yes (5 drawers)	Yes (4 drawers)	Yes (4 drawers)	Yes (3 drawers)
Extras	Work Surface	Non-Directional Rubber	Non-Directional Rubber	Non-Directional Rubber	Non-Directional Rubber	Non-Directional Rubber	Non-Directional Rubber

Colors Available



Storage units are available in four standard colors. Red (PBN), Gloss Black (PB), Royal Blue (PCN), Arctic Silver (ZBB). Add suffix to base stock number for special colors.



KSPE081AAPB



KSPS081AAPBN



KSPC061AAPCN



KSPT031AAPBN



KSPB051AAPB



KSPD041AAPBN

Standard Plus Width Stationary Storage

Stationary Storage	Specifications	KSPE081AA	KSPS081AA	KSPC061AA	KSPT031AA	KSPB051AA	KSPD041AA
	Description	Eight-Drawer Standard Plus Eye-Level	Eight-Drawer Standard Plus Standing Counter	Six-Drawer Standard Plus Counter	Three-Drawer Standard Plus Tall Bench	Five-Drawer Standard Plus Bench	Four-Drawer Standard Plus Desk
Capacity	Square inches (cm²)	6,587 (42,498)	6,587 (42,498)	4,940 (31,873)	2,470 (15,937)	4,117 (26,561)	3,294 (21,249)
	Cubic inches (cm³)	38,835 (636,384)	27,867 (456,657)	25,013 (409,891)	22,560 (369,695)	18,102 (296,644)	14,847 (243,306)
Footprint	Width, inches (mm)	35-5/8 (905)	35-5/8 (905)	35-5/8 (905)	35-5/8 (905)	35-5/8 (905)	35-5/8 (905)
	Depth, inches (mm)	29 (737)	29 (737)	29 (737)	29 (737)	29 (737)	29 (737)
	Height (unit only), inches (mm)	60-3/4 (1,543)	47-7/16 (1,204)	43 (1,092)	38-1/2 (978)	34-1/8 (867)	29-11/16 (753)
Drawers	No. of Drawers	8	8	6	3	5	4
	Base Type	Pallet Jack	Pallet Jack	Pallet Jack	Pallet Jack	Pallet Jack	Pallet Jack
	Slides, lb (kg) (ball bearing)	227 (103)	227 (103)	227 (103)	227 (103)	227 (103)	227 (103)
	Double Slide (included)	Yes (8 drawers)	Yes (6 drawers)	Yes (6 drawers)	Yes (2 drawers)	Yes (3 drawers)	Yes (3 drawers)
Extras	Work Surface	Non-Directional Rubber	Non-Directional Rubber	Non-Directional Rubber	Non-Directional Rubber	Non-Directional Rubber	Non-Directional Rubber



• Read and follow Instructions and Safety Messages in the Manual accompanying the product.
 • Read Safety Precautions on pages W1-W4

STATIONARY STORAGE



KSEE101AAZBB



KSES081AAPBN



KSEC071AAPB



KSET051AAPCN



KSEB051AAPB



KSED041AAPBN

Extra Wide Width Stationary Storage

Stationary Storage	Specifications	KSEE101AA	KSES081AA	KSEC071AA	KSET051AA	KSEB051AA	KSED041AA
	Description	10-Drawer Extra-Wide Eye-Level	Eight-Drawer Extra-Wide Standing Counter	Seven-Drawer Extra-Wide Counter	Five-Drawer Extra-Wide Tall Bench	Five-Drawer Extra-Wide Bench	Four-Drawer Extra-Wide Desk
Capacity	Square inches (cm²)	10,757 (69,402)	8,606 (55,521)	7,530 (48,581)	5,379 (34,701)	5,379 (34,701)	4,303 (27,761)
	Cubic inches (cm³)	48,085 (787,971)	35,125 (575,589)	31,033 (508,532)	27,625 (452,687)	22,848 (374,418)	18,756 (307,361)
Footprint	Width, inches (mm)	45 (1,143)	45 (1,143)	45 (1,143)	45 (1,143)	45 (1,143)	45 (1,143)
	Depth, inches (mm)	29 (737)	29 (737)	29 (737)	29 (737)	29 (737)	29 (737)
	Height (unit only), inches (mm)	60-3/4 (1,543)	47-7/16 (1,204)	43 (1,092)	38-1/2 (978)	34-1/8 (867)	29-11/16 (753)
Drawers	No. of Drawers	10	8	7	5	5	4
	Base Type	Pallet Jack	Pallet Jack	Pallet Jack	Pallet Jack	Pallet Jack	Pallet Jack
	Slides, lb (kg) (ball bearing)	227 (103)	227 (103)	227 (103)	227 (103)	227 (103)	227 (103)
	Double Slide (included)	Yes (8 drawers)	Yes (6 drawers)	Yes (5 drawers)	Yes (4 drawers)	Yes (3 drawers)	Yes (3 drawers)

Colors Available



Storage units are available in four standard colors. Red (PBN), Gloss Black (PB), Royal Blue (PCN), Arctic Silver (ZBB). Add suffix to base stock number for special colors.



KSDE101AAPB



KSDS081AAPBN



KSDC071AAPCN



KSDT051AAPB



KSDB051AAPBN



KSDD041AAPCN

Double Wide Width Stationary Storage

Stationary Storage	Specifications	KSDE101AA	KSDS081AA	KSDC071AA	KSDT051AA	KSDB051AA	KSDD041AA
	Description	10-Drawer Double-Wide Eye-Level	Eight-Drawer Double-Wide Standing Counter	Seven-Drawer Double-Wide Counter	Five-Drawer Double-Wide Tall Bench	Five-Drawer Double-Wide Bench	Four-Drawer Double-Wide Desk
Capacity	Square inches (cm²)	14,803 (95,501)	11,842 (76,401)	10,362 (66,851)	7,401 (47,751)	7,401 (47,751)	5,921 (38,201)
	Cubic inches (cm³)	66,168 (1,084,304)	48,334 (792,052)	42,703 (699,777)	38,013 (622,929)	31,441 (515,226)	25,810 (422,951)
Footprint	Width, inches (mm)	60 (1,524)	60 (1,524)	60 (1,524)	60 (1,524)	60 (1,524)	60 (1,524)
	Depth, inches (mm)	29 (737)	29 (737)	29 (737)	29 (737)	29 (737)	29 (737)
	Height (unit only), inches (mm)	60-3/4 (1,543)	47-7/16 (1,204)	43 (1,092)	38-1/2 (978)	34-1/8 (867)	29-11/16 (753)
Drawers	No. of Drawers	10	8	7	5	5	4
	Base Type	Pallet Jack	Pallet Jack	Pallet Jack	Pallet Jack	Pallet Jack	Pallet Jack
	Slides, lb (kg) (ball bearing)	227 (103)	227 (103)	227 (103)	227 (103)	227 (103)	227 (103)
	Double Slide (included)	Yes (8 drawers)	Yes (6 drawers)	Yes (5 drawers)	Yes (4 drawers)	Yes (3 drawers)	Yes (3 drawers)



WARNING



- Read and follow Instructions and Safety Messages in the Manual accompanying the product.
- Read Safety Precautions on pages W1-W4

ACCESSORIES: WORK SURFACES



KWSN2455AST



KWSP2954BST

Stainless Steel Work Surfaces and Power Tops

Stainless steel tops turn roll cabs into moveable workbenches. Constructed from high-grade, 16-gauge 304 stainless steel. Marine edge keeps sockets and parts from rolling off. Tops are 1-7/8" thick. Installation hardware included.

Stock No.	Use on	Width, inches (mm)	Depth, inches (mm)
KRSST5300	KRA5318, KRA5311	53-1/16 (1,347)	19-1/2 (495)
KS2924ASTN	22-1/2" Stationary Storage	22-3/8 (568)	29 (737)
KS2930ASTN	30" Stationary Storage	30 (762)	29 (737)
KS2936ASTN	35-5/8" Stationary Storage	35-1/2 (902)	29 (737)
KS2945ASTN	45" Stationary Storage	44-7/8 (1,140)	29 (737)
KS2960ASTN	60" Stationary Storage	59-7/8 (1,521)	29 (737)
KS2972ASTN	72" Stationary Storage	71-5/32 (1,807)	29 (737)
KS2990ASTN	90" Stationary Storage	89-7/8 (2,283)	29 (737)
KWSN2040AST	KRA Series 40" Roll Cabs, Square Corner	39-3/4 (1,010)	19-1/2 (495)
KWSN2436BST	KRA2407	35-9/16 (903)	23-7/8 (606)
KWSN2455AST	KCP1422, KCP2422, KRA2422, KRA2411	54-7/16 (1,382)	24 (610)
KWSN2473AST	KCP1423, KCP2423, KRA2423, KRA2432, KRA2496	73-3/8 (1,864)	23-7/8 (606)
KWSN2920ST	KRL1098, KRL1011, KRL1015, KMP7099, KMP1099	29 (737)	20 (508)
KWSN2954AST	KTL1022, KMP1022	54-3/16 (1,376)	29 (737)
KWSN2973AST	KTL1023, KMP1023, KRL1033, KMP1033	72-13/16 (1,849)	29 (737)
KWSN3060BST	KERN602, KETN602, KERE602, KETE602	60 (1,524)	30 (762)
KWSN3068BST	KERN681, KETN682, KETP682	68 (1,727)	30 (762)
KWSN3084BST	KERN842, KERP842, KETN843, KETP843	84 (2,134)	30 (762)
KWSN711ST	KRL711, KRL715, KMP799	24 (610)	20 (508)
KWSN722AST	KRL722	54 (1,371)	24 (610)
KWSP2455AST	KRA2411, KRA2422, KCP2422, KCP1422	54-7/16 (1,382)	24 (610)
KWSP2473AST	KRA2423, KRA2432, KRA2496, KCP2423, KCP1423	73 (1,854)	24 (610)
KWSP2954BST	KMP1022, KTL1022	54 (1,371)	29 (737)
KWSP2973BST	KMP1023, KTL1023, KMP1033, KRL1033	73 (1,854)	29 (737)
KWSP3060DST	KETN602	60 (1,524)	30 (762)
KWSP3068DST	KERN681, KETN682, KETP682	68 (1,727)	30 (762)
KWSP3084DST	KERN842, KERP842, KETN843, KETP843	84 (2,134)	30 (762)
KWSP722CST	KRL722	54 (1,371)	24 (610)

Bedliner Work Surfaces

The steel work surface is coated with a substance similar to that used in truck beds. Extremely durable, easy to clean, chemical and abrasion resistant, and won't crack or peel. Installation hardware is included. Tops are 1-7/8" thick.



KWSN711BL

Stock No.	Use on	Depth, inches (mm)	Width, inches (mm)
KS2924ABLN	22-1/2" Stationary Storage	29 (737)	22-7/16 (570)
KS2930ABLN	30" Stationary Storage	29 (737)	30 (762)
KS2936ABLN	35-5/8" Stationary Storage	29 (737)	35-1/2 (902)
KS2945ABLN	45" Stationary Storage	29 (737)	44-7/8 (1,140)
KS2960ABLN	60" Stationary Storage	29 (737)	59-7/8 (1,521)
KS2972ABLN	72" Stationary Storage	29 (737)	71-5/32 (1,807)
KS2990ABLN	90" Stationary Storage	29 (737)	89-7/8 (2,283)
KWSN2420BL	KRA2406, KRA2406A, KRA1406	23-7/8 (606)	20 (508)
KWSN2436BBL	KRA2407	24 (610)	36 (914)
KWSN2455ABL	KCP1422, KCP2422, KRA2422, KRA2411	24 (610)	54-7/16 (1,382)
KWSN2473ABL	KRA2423, KRA2432, KRA2496, KCP2423, KCP1423	24 (610)	73 (1,854)
KWSN2920BL	KRL1098, KRL1011, KRL1015, KMP7099, KMP1099	20 (508)	29 (737)
KWSN2954ABL	KTL1022, KMP1022	29 (737)	54-3/16 (1,376)
KWSN2973ABL	KMP1023, KTL1023, KRL1033, KMP1033	29 (737)	72-13/16 (1,849)
KWSN3060ABL	KETN602	30 (762)	60 (1,524)
KWSN3068ABL	KERN681, KETN682, KETP682	30 (762)	68 (1,727)
KWSN3084ABL	KERN842, KERP842, KETN843, KETP843	30 (762)	84 (2,134)
KWSN722ABL	KRL722	24 (610)	54-3/16 (1,376)
KWSN711BL	KRL711, KRL715, KMP799	20 (508)	24 (610)



KWSP2473ABL

Bedliner PowerTop™

Stock No.	Use on	Depth, inches (mm)	Width, inches (mm)
KWSP2455ABL	KRA2411, KRA2422, KCP2422, KCP1422	24 (610)	54-7/16 (1,382)
KWSP2473ABL	KRA2423, KRA2432, KRA2496, KCP2423, KCP1423	24 (610)	73 (1,854)
KWSP2954BBL	KMP1022, KTL1022	29 (737)	54 (1,371)
KWSP2973BBL	KMP1023, KTL1023, KRL1033, KMP1033	29 (737)	73 (1,854)
KWSP3060CBL	KETN602	30 (762)	60 (1,524)
KWSP3068CBL	KERN681, KETN682, KETP682	30 (762)	68 (1,727)
KWSP3084CBL	KERN842, KERP842, KETN843, KETP843	30 (762)	84 (2,134)
KWSP722CBL	KRL722	24 (610)	54 (1,371)



- Read and follow Instructions and Safety Messages in the Manual accompanying the product.
- Read Safety Precautions on pages W1–W4

ACCESSORIES: WORK SURFACES



KRWT7002A

Hardwood Tops

Northern hard maple butcher block tops allow roll cabs to double as full length workbenches. Tops are 1-3/4" thick.

Stock No.	Use on	Width, inches (mm)	Depth, inches
KRWT2407	KRA2407 Roll Cabs	35-7/8 (911)	23-11/16
KRWT2411	KCP1422/KRA2411/KRA2422 Roll Cabs	54-11/16 (1,389)	23-11/16
KRWT2418	KCP1423/KRA2423/KRA2418/KRA2432/KRA2496/KCP2423 Roll Cabs	73-3/8 (1,864)	23-11/16
KRWT26F	KRA4008F/KRA2007F Square Corner	26 (660)	19-7/16
KRWT4008	KRA4008E/KRA2007 Roll Cabs (Rounded)	26 (660)	19-7/16
KRWT40F	40" Roll Cabs Square Corner	39-3/4 (1,010)	19-7/16
KRWT4800B	KRA4107/KRA4813 Roll Cabs (Rounded)	39-3/4 (1,010)	19-7/16
KRWT5000A	KRA5213/KRA5319/KRA2306/KRA2300 Series Roll Cabs (Rounded)	53-1/16 (1,347)	19-7/16
KRWT5300	KRA5318 and KRA5311 Roll Cabs (Square)	53-1/16 (1,347)	19-7/16
KRWT7001A	KRL1056 Roll Cabs	35-1/8 (892)	27-5/8
KRWT7002A	KTL1022, KMP1022 Roll Cabs	53-11/16 (1,363)	27-5/8
KRWT7003A	KTL1023, KRL1033, KMP1023, KMP1033 Roll Cabs	72-5/16 (1,837)	27-5/8
KRWT7011A	KRL1011, KMP1099, KMP7099 End Cabs	19-5/16 (491)	27-5/8
KRWT711A	KRL711/KRL715/KMP799 End Cabs	19-5/16 (491)	22-5/8
KRWT756A	KRL756 Roll Cabs	35-1/8 (892)	22-9/16
KRWT761B	KRL722 Roll Cabs	53-3/4 (1,365)	22-9/16
KWS2924AWT	22-1/2" Stationary Storage	22-3/8 (568)	29
KWS2930AWT	30" Stationary Storage	29-7/8 (759)	29
KWS2936AWT	35-5/8" Stationary Storage	35-1/2 (902)	29
KWS2945AWT	45" Stationary Storage	44-7/8 (1,140)	29
KWS2960AWT	60" Stationary Storage	59-7/8 (1,521)	29
KWS2972AWT	72" Stationary Storage	71-1/6 (1,808)	29
KWS2990AWT	90" Stationary Storage	89-7/8 (2,283)	29
KWSN3010AWT	KEXN603A/KEXP603A	120 (3,048)	30
KWSN3012AWT	KEXN724, KEXP724, KEXN725, KEXP725	144 (3,658)	30
KWSN3036AWT	KEEN361, KEEP361	36 (914)	30
KWSN3060AWT	KETN602	60 (1,524)	30
KWSN3068AWT	KERN681, KETN682, KETP682	68 (1,727)	30
KWSN3084AWT	KERN842, KERP842, KETN843, KETP843	84 (2,134)	30

Roll Cart Top Mats

High durability rubber mats are designed to fit over the lid on most 32–33" and 40" Snap-on® Roll Carts.

- Molded manufacturing process provides a raised edge around the entire top surface and under surface to help keep parts and spills contained
- Mats have edge underneath to position them properly on the lid
- Two wide peel-off strips expose application adhesive (3M® #9425) to keep the mat in place when raising and lowering the lid
- Made from SBR rubber—a strong synthetic rubber commonly used in truck tires, then primer sprayed, to give it strong working properties



JKRR46GW55AG

Stock No.	Dimensions, inches	Use on
JKRR430W55A**	20-1/2 W x 20-1/2 D x 5/8 H	KRSC430A Roll Carts (2 included)
JKRR33W55A	33 W x 20-1/2 D x 5/8 H	KRSC323/KRSC33A/KRSC326F Roll Carts
JKRR46GW55*	41 W x 20-1/2 D x 5/8 H	KRSC46 Roll Carts
JKRR343W55A†	16-1/2 W x 20-1/2 D x 5/8 H	KRSC343 Roll Carts (2 included)

Colors Available



* — — O G — —
 ** — A O G M S
 † K A — G M S
 ADD SUFFIX TO STOCK NUMBER FOR SPECIAL COLORS.



KAC242210RDS



KAC761EOS



KAC761EGS



KAC241815PKS



KAC761RBS

Color “S” Logo Covers

Stock No.	Cover Description
KAC1403LPC*	KRA1403 Left Side Mount
KAC1403RPC*	KRA1403 Right Side Mount
KAC1406LPC*	KRA1406 Left Side Mount
KAC1406RPC*	KRA1406 Right Side Mount
KAC1422PC*	KCP1422 Roll Cab
KAC142210PC*	KCP1422 and KRA2454 or KRA2410A
KAC1423PC*	KCP1423 Roll Cab
KAC142310PC*	KCP1423 and KRA2472 or KRA2415A
KAC1423TLPC	3 pc Cover for KCP1423, KRA2472 and KRA1403
KAC241815RDS	KCP2423, KRA2423, KRA2415 Chest or KRA2472 Riser
KAC242210RBS	KRA2422/KRA2411 Roll Cab with KRA2454 Riser or KRA2410 Top Chest Combination Cover
KAC761RDS	KRL722/KRA2411/KRA2422/KCP2422 Cover
KAC761791RDS	KRL722/KRL791A or KRL722/KRA2411/KCP2422 Roll Cab with Top Chest Cover
KAC773RDS	KRA2423/KCP2423 Cover



KAC307660BK

Colors Available



RDS	EOS	EGS	PK	RBS	CAS	PC
*	—	—	—	—	—	—

ADD SUFFIX TO STOCK NUMBER FOR SPECIAL COLORS.

EPIQ SideKIQ™ Series Roll Cab Covers

Stock No.	Cover Description
KAC304236BK	36" KEMW361A Cover
KAC3048120BK	120" EPIQ™ Roll Cab
KAC3048144BK	144" EPIQ™ Roll Cab
KAC304836BK	EPIQ SideKIQ™
KAC304860BK	60" EPIQ™ Roll Cab
KAC304868BK	68" EPIQ™ Roll Cab
KAC304876BK	76" EPIQ™ Roll Cab
KAC304884BK	84" EPIQ™ Roll Cab
KAC3076106BK	76" EPIQ™ Roll Cab, WorkCenter, (1) Locker
KAC3076114BK	84" EPIQ™ Roll Cab, WorkCenter, (1) Locker
KAC3076120BK	60" EPIQ™ Roll Cab, WorkCenter, (2) Lockers
KAC3076128BK	68" EPIQ™ Roll Cab, WorkCenter, (2) Lockers
KAC3076136BK	76" EPIQ™ Roll Cab, WorkCenter, (2) Lockers
KAC3076144BK	84" EPIQ™ Roll Cab, WorkCenter, (2) Lockers
KAC3076180BK	60" EPIQ™ Roll Cab, WorkCenter, (4) Lockers
KAC3076188BK	68" EPIQ™ Roll Cab, WorkCenter, (4) Lockers
KAC3076196BK	76" EPIQ™ Roll Cab, WorkCenter, (4) Lockers
KAC3076204BK	84" EPIQ™ Roll Cab, WorkCenter, (4) Lockers

Stock No.	Cover Description
KAC307660BK	60" EPIQ™ Roll Cab and WorkCenter
KAC307668BK	68" EPIQ™ Roll Cab and WorkCenter
KAC307676BK	76" EPIQ™ Roll Cab and WorkCenter
KAC307684BK	84" EPIQ™ Roll Cab and Workcenter
KAC307690BK	60" EPIQ™ Roll Cab, WorkCenter, (1) Locker
KAC307698BK	68" EPIQ™ Roll Cab, WorkCenter, (1) Locker
KAC3097120BK	60" EPIQ™ Roll Cab, WorkCenter, Overheads, (2) Lockers
KAC3097128BK	68" EPIQ™ Roll Cab, WorkCenter, Overheads, (2) Lockers
KAC3097136BK	76" EPIQ™ Roll Cab, WorkCenter, Overheads, (2) Lockers
KAC3097144BK	84" EPIQ™ Roll Cab, WorkCenter, Overheads, (2) Lockers
KAC3097180BK	60" EPIQ™ Roll Cab, WorkCenter, Overheads, (4) Lockers
KAC3097188BK	68" EPIQ™ Roll Cab, WorkCenter, Overheads, (4) Lockers
KAC3097196BK	76" EPIQ™ Roll Cab, Workcenter, Overheads, (4) Lockers
KAC3097204BK	84" EPIQ™ Roll Cab, WorkCenter, Overheads, (4) Lockers
KAC309760BK	60" EPIQ™ Roll Cab, WorkCenter, Overhead
KAC309768BK	68" EPIQ™ Roll Cab, WorkCenter, Overhead
KAC309776BK	76" EPIQ™ Roll Cab, WorkCenter, Overhead
KAC309784BK	84" EPIQ™ Roll Cab, WorkCenter, Overhead



• Read and follow Instructions and Safety Messages in the Manual accompanying the product.
 • Read Safety Precautions on pages W1–W4

ACCESSORIES: COVERS



Locker Covers

Stock No.	Description
KAC2403ALEG	Cover – KRA2403A Locker Full Height (Left, no logo)
KAC2403ALPC	Cover – KRA2403A Locker Full Height (Left, no logo)
KAC2403ALRB	Cover – KRA2403A Locker Full Height (Left, no logo)
KAC2403ALRD	Cover – KRA2403A Locker Full Height (Left, no logo)
KAC2403AREG	Cover – KRA2403A Locker Full Height (Right, no logo)
KAC2403ARPC	Cover – KRA2403A Locker Full Height (Right, no logo)
KAC2403ARRB	Cover – KRA2403A Locker Full Height (Right, no logo)
KAC2403ARRD	Cover – KRA2403A Locker Full Height (Right, no logo)

Colors Available



PC RD EG RB
ADD SUFFIX TO STOCK NUMBER FOR SPECIAL COLORS.

Roll Cart/Road Chest Covers

Stock No.	Cover Description
KAC6200*	KRA6200 Road Chest Waterproof
KAC6210*	KRA6210 Road Chest Waterproof
KACSC30PC	KRSC323/KRSC326/KRSC33 Series Roll Carts
KACSC40APC	KRSC430A/KRSC416/KRSC46 Roll Carts
KRAC62	KRA62D Nylon Cover (Red)

Colors Available



* PC
ADD SUFFIX TO STOCK NUMBER FOR SPECIAL COLORS.

Masters Series Storage Unit Covers

- High-quality 200 Denier nylon
- Snap-on® logo

Cover Description	KMP1022/KTL1022 Roll Cab Cover
Red	KAC1001
Black	KAC1001PC
Candy Apple Red	KAC1001CAS
Extreme Green	KAC1001EGS
Royal Blue	KAC1001PCM
Black w/ Royal Blue Logo	KAC1001RBS
Cover Description	KTL1023/KMP1023/KMP1033/KRL1033 Roll Cab Cover
Red	KAC1003
Black	KAC1003PC
Candy Apple Red	KAC1003CAS
Extreme Green	KAC1003EGS
Electric Orange	KAC1003EOS
Royal Blue	KAC1003PCM
Black w/ Royal Blue Logo	KAC1003RBS



KAC711L



KAC711RPC



KAC761PCM

KRL700 and Classic Series Storage Unit Covers

Cover Description	Red Stock No.	Black Stock No.	Royal Blue Stock No.
KRL722/KRA2411 Roll Cab Cover	KAC761	KAC761PC	KAC761PCM
KRL722/KRL791A or KRL722 Roll Cab with Top Chest Cover	KAC761791	KAC761791PC	KAC761791PCM
KRL722/KRL791A/ KRL712 Roll Cab with Top Chest and Locker Cover	KAC761TL*	KAC761TLPC	—
KRL756 or KRA2407 Roll Cab Cover	KAC756	KAC756PC	KAC756PCM
KRL756/KRL751 Roll Cab with Top Chest Cover	KAC756731	KAC756731PC	—
KMP799/KRL711/ KRL715 End Cab Cover (Left Side)	KAC711L	KAC711LPC	KAC711LPCM
KMP799/KRL711/ KRL715 End Cab Cover (Right Side)	KAC711R	KAC711RPC	KAC711RPCM
KRL712 Locker Cover (Left Side)	KAC712L	KAC712LPC	KAC712LPCM

Cover Description	Red Stock No.	Black Stock No.	Royal Blue Stock No.
KRL712 Locker Cover (Right Side)	KAC712R	KAC712RPC	KAC712RPCM
KCP2423/KRA2423/ KRA2496/KRA2432 Cover	KAC773	KAC773PC	—
KCP2423, KRA2423, KRA2415 Chest or KRA2472 Riser	KAC241815RDS	KAC241815PC	KAC241815RBS
KRA2422/KRA2411 Roll Cab with KRA2454 Riser or KRA2410 Top Chest Combination Cover	—	KAC242210PC	—
KRL722/KRW7554/ KRWL5435 Cover	KAC761WD	KAC761WDPC	KAC761WDPCM
KRA2407 Roll Cab/ KRA2405 Chest Cover	—	KAC240705PC	—

*Cover accommodates all three units of combination. Locker can be mounted on either side.

KRA5000/KRA4000 Series Storage Unit Covers

Cover Description	Red Stock No.	Black Stock No.	Royal Blue Stock No.
KRA5000 Series/KRA2300 Series Roll Cab Cover/53" Roll Cabs	KAC5000	KAC5000PC	KAC5000PCM
KRA5000/KRA2300 Series Roll Cab/Top Chest Cover/53" Roll Cab/Top Chest Combination	KAC530015	KAC530015PC	KAC530015PCM
KRA5012 Locker Cover, Left Side	KAC5012L	KAC5012LPC	KAC5012LPCM
KRA5012 Locker Cover, Right Side	KAC5012R	KAC5012RPC	KAC5012RPCM
KRA4000/2100 Series 40" Roll Cab Cover	KAC4800	KAC4800PC	KAC4800PCM
KRA4000/KRA2100 Series 40" Roll Cab/Top Chest Combination Cover	KAC48004810	KAC480010PC	KAC480010PCM
KRA4000 Series 40" Roll Cab/Drawer Section/Top Chest Combinations	KAC48006010	KAC486010PC	KAC486010PCM
KRA Series End Cabs Cover, Left Side	KAC4820L	KAC4820LPC	KAC4820LPCM
KRA Series End Cabs Cover, Right Side	KAC4820R	KAC4820RPC	KAC4820RPCM
KRA4008/KRA2007 Roll Cab Cover	KAC4007	KAC4007PC	KAC4007PCM
KRA4000 Series 26" Roll Cab/Top Chest Combination Cover	KAC40074014	KAC400714PC	KAC400714PCM
KRA4059 Series	KRAC59	—	—



• Read and follow Instructions and Safety Messages in the Manual accompanying the product.
 • Read Safety Precautions on pages W1–W4

HANDLE MOUNTING KITS



**KAMHEXT/
KAMHKB**

**KAMHLAP/
KAMH2024A**

KAMHMP

KAMHTBLT

Handle Mounting Kits and Holders

Stock No.	Description
KAMH2024A	Handle Mounting Kit Classic/Heritage Series Carts
KAMHEXT	Vertical Extension Rod
KAMHKB	Keyboard Holder
KAMHLAP	Laptop Holder
KAMHMP	Monitor Plate
KAMHTBLT	Tablet Holder
KAMHWL	Wire Holding Loops

PANEL ACCESSORIES: SIDE PANELS

Add-On Slotted Side Panels

- Use storage surfaces to organize most-used tools
- Fits Slotted Wall accessories for roll cabs, carts and WorkCenters and inside lockers
- Add storage space on either side of the roll cab for organizing hand tools and power tools
- Add a charging shelf with a power strip for batteries, tablets, phones
- Add shelves and bins for consumables and for work-in-process



KA2637PBO



KA2637PES



KA2637PJJ



KA2637SS



KA1734APBO

Application	Stock No.	Color
Fits Masters 7000 Series and EPIQ™ Series Carts	361AEMW4KPC	Gloss Black
	361AEMW4KPBO	Red
	361AEMW4KPCM	Royal Blue
	361AEMW4KPDG	Midnight Blue
	361AEMW4KPES	Ultra Yellow
	361AEMW4KPJH	Candy Apple Red
	361AEMW4KPJJ	Extreme Green
	361AEMW4KPJK	Electric Orange
	361AEMW4KPKS	Arctic Silver
	361AEMW4KPOT	Flat Black
	361AEMW4KPRJ	Storm Gray
	361AEMW4KPU	White
	361AEMW4KPWL	Flat Blue
KRSC46, KRSC430, KRSC323, KRSC343 and KRSC326 (will not hold optional End Cab)	KA1734APBO	Red
	KA1734APC	Gloss Black
	KA1734APCM	Royal Blue
	KA1734APDG	Midnight Blue
	KA1734APJH	Candy Apple Red
	KA1734APJJ	Extreme Green
	KA1734APJK	Electric Orange
	KA1734APOT	Flat Black
	KA1734APV	Textured Black
	KA1734APWZ	Storm Gray

Application	Stock No.	Color
KRSC242, KRSC246, KRA2422, KRA2423, KCP2422 and KCP2423	KA2032PBO	Red
	KA2032PC	Gloss Black
	KA2032PJJ	Extreme Green
	KA2032PJK	Electric Orange
	KA2032PV	Textured Black
	KA2032SS	Stainless Steel
KCP1422/KCP1423	KA2036PBO	Red
	KA2036PC	Gloss Black
	KA2036PCM	Royal Blue
	KA2036PJJ	Extreme Green
	KA2036PJK	Electric Orange
	KA2036PWZ	Storm Gray
	KA2036SS	Stainless Steel
	Fits Masters 1000 Series and EPIQ™ Series	KA2637PBO
KA2637PC		Gloss Black
KA2637PES		Ultra Yellow
KA2637PJH		Candy Apple Red
KA2637PJJ		Extreme Green
KA2637PJK		Electric Orange
KA2637PKS		Arctic Silver
KA2637PRJ		Storm Gray
KA2637PU		White
KA2637PV		Textured Black
KA2637SS	Stainless Steel	



KRSC404APV

Stock No.	Description	Application
KRSC404APV	Side Plate with Mounting Slots	KRSC46, KRSC430, KRSC326 and KRSC343 (also holds End Cab)

Workcenter Accessories

- Accessories are designed to fit all slotted systems found on workcenters and on accessory side panels for roll cabs and carts

Stock No.	Description	Color	Application
KAFAN	LED Clock, Two-Speed Fan	Black	Magnetic base for WorkCenter
KAFANPBO	LED Clock, Two-Speed Fan	Red	Magnetic base for WorkCenter
KAFANPJJ	LED Clock, Two-Speed Fan	Extreme Green	Magnetic base for WorkCenter
KAFANPJK	LED Clock, Two-Speed Fan	Electric Orange	Magnetic base for WorkCenter
YA3182ABK	Looped Tool Organizer	Black	1/8" Screw-in holes on Slots-N-Dots™
YA3086A	Looped Tool Organizer	—	1/8" Screw-in holes on Slots-N-Dots™
YA3089A	Looped Tool Organizer	—	1/8" Screw-in holes on Slots-N-Dots™
YA3123A	Looped Tool Organizer	—	1/8" Screw-in holes on Slots-N-Dots™
YA3182A	Looped Tool Organizer	—	1/8" Screw-in holes on Slots-N-Dots™
KAPS4	Power Strip (4 AC)	—	—
KAPS3U	Power Strip with USB	—	Snap-on® workstation Slots-N-Dots™ walls, carts, lockers
KAPS5	Power Strip with (5) A/C and (2) USB Ports	—	Snap-on® workstation Slots-N-Dots™ walls, carts, lockers
KAWC8X9BLK	Slot Panel Charging Pad	—	—
KAS12APWRPC	12" Power Tool Rack (holds 3)	Gloss Black	Fits all slotted walls
KAS18PWRPC	18" Power Tool Rack	Gloss Black	Fits 18" and wider slotted walls
KATR12PV	T-Handle Rack (12")	Textured Black	Fits all slotted walls
KASR12APV	Drop-In Screwdriver Rack	Textured Black	Fits all slotted walls
KASRS12APV	Slide-in Screwdriver Rack	Textured Black	Fits all slotted walls
KAPR17APC	Prybar Rack	Gloss Black	Fits KRSC roll carts, Classic and Heritage roll cabs
KAPR24PVB	Prybar Rack	Textured Black	Bolt into handle holes on Classic, Masters and EPIQ
KAT12APV	Spray Can Rack	Textured Black	Fits all slotted walls
KAT18APV	Spray Can Rack (18")	Textured Black	Fits 18" and wider slotted walls
KAGLVHLDR	Glove Dispensing Rack	Gloss Black	Fits KA2032, KA2637, KA2036, KRSC404APV and 361AEMW4K slot panels
KAHR12PV	Hammer Rack	—	—
KASNTZR1	Sanitizer Bracket	Black	—
KATVBRKT	Monitor Mounting Bracket	—	—
2637J5000	24" Seven Tool Power Tool Holder Kit for Slot Panel	Gloss Black	For use on KA2637 slot panel; also able to fit inside any work center
KAPB10BLK	10" Plastic Parts Bin	Black	—
KAPB15KIT	7 pc 15" Parts Bin Kit	—	Fits all slotted walls
KAPB18KIT	9 pc 18" Parts Bin Kit	—	Fits 18" and wider slotted walls
KAPB5BLK	5" Plastic Parts Bin	Black	—
KAPB6KIT	3 pc 6" Parts Bin Kit	—	Fits all slotted walls
KAPBH15APV	15" Parts Bin Holder	—	Fits all slotted walls
KAPBH18APV	18" Parts Bin Holder	—	Fits 18" and wider slotted walls
KAPBH6APV	6" Parts Bin Holder	—	Fits all slotted walls
KAMS18PV	Shop Manual Stand	—	—
KAPS5BRKT	Cord Wrap Bracket	—	—
KAS12APV	Flat Utility Shelf	Textured Black	Fits all slotted walls
KA18X5PC	18" Power Tool Rack for Drawers, Shelves and Work Surfaces	—	Flat Surfaces
KASH12X18PV	18" Reversible Power Shelf	Textured Black	18" Shelf Tray for slot panel (accommodates KAPS5 Power Strip) – fits KA2032 and KA2637
KASH12X24PV	24" Reversible Power Shelf	Textured Black	Use on the KA2637 series slot panels (that goes on an EPIQ™ or Masters roll cab)
KAS12X18PV	18" Reversible Shelf	Textured Black	Fits all slotted walls 18" and larger and holds KAPS5
KAS12X21PV	21" Reversible Shelf	Textured Black	Fits all slotted walls except 17" and 20"
KAHCK33	3" Curved Hook (3 pk)	Gloss Black	Fits all slotted walls
KAHK63	6" Extended Hook (3 pk)	Gloss Black	Fits all slotted walls
KAHLK33	3" Loop (3 pk)	Gloss Black	Fits all slotted walls
KALS15	Laptop Stand (15")	—	Fits 18" and wider slotted walls



KAFANPJJ



YA3182ABK



KATR12PV



KASRS12APV



KAPR17APC



KAGLVHLDR



KASH12X24PV



KAS12APWRPC



KAS12APV



KASH12X18PV



KASH12X24PV



KAHCK33



KAHLK33



KALS15



- Read and follow Instructions and Safety Messages in the Manual accompanying the product.
- Read Safety Precautions on pages W1–W4

SHELVES/TRAYS AND RACKS



KRJC23AAPV

Creeper Hangers

KRJC23AAPV Creeper Hanger

- Secures creepers to roll cabs
- Hanger hooks over lip of roll cab and screws down
- Adjustable to four different creeper widths
- Two hook bolts and a lock rod are included so creeper can be padlocked (not included)



KRA19



KRA20

Hang-on Parts Trays

- Organize small parts or spray cans
- Hang on roll cab or tool chest with 1/4" or more lip
- Also for use in drawers as storage trays

KRA19 Hang-on Parts Tray (Red)

KRA19PV Hang-on Parts Tray (Textured Black)

- Measures 15 x 3 x 2-1/4"

KRA20 Hang-on Parts Tray

- Measures 25" x 3" x 2-1/4". Measures 25 x 3 x 2-1/4"

KRA20PV Hang-on Parts Tray



1001XL36PV



30AE2036PV



30AE3036PV



30AE3836PV

Sliding Trays

- Provide additional work or storage surface
- Optional parts tray for roll cabinets
- Accommodates wide variety of tools for convenient access
- Utilize empty space at the top of the tool box drawer

1001XL36PV Sliding Tray

- Fits Masters and Classic Series

- Measures 14-1/8 x 6 x 1-1/8"

30AE2036PV Sliding Parts Tray

- Use on KEXP725A, KEXN725A, KEXN603A, KERP763B, KERN843B, KERN842B, KERN843B, KERN602B, KERN682B EPIQ™ roll cabinets

- 20" wide

- Optional parts tray for EPIQ™ roll cabinets

- Accommodates wide variety of tools for convenient access
- Utilize empty space at the top of the tool box drawer

30AE3036PV Sliding Parts Tray

- Use on KEXP725A, KEXN725A, KEXN603A, KERP763B, KERN843B and KERN602B EPIQ™ Series roll cabinets

- 30" wide

30AE3836PV Sliding Parts Tray

- Use on KEXP725A, KERP843B and KERN682B EPIQ™ Series roll cabinets

- 38" wide

761XL36APV Sliding Tray Assembly

KA31X36 Sliding Tray (Partitioned)

- Maximize your 31" drawer space
- Fits Masters and Classic series



761XL36APV



KA31X36

(tools and accessories not included)



KASH12X24PV

Slot Panel Shelf

KASH12X24PV 24" Reversible Power Shelf

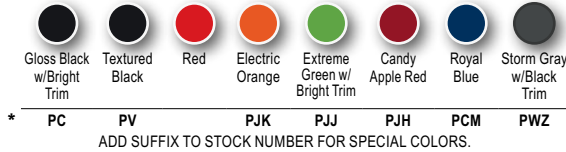
- Fits on the KA2637 slot panel that goes on an EPIQ™ or Masters roll cab
- The KASH12X24PV can be used as either a shelf to hold power tools or flip it over to be used as a shelf and used as a writing surface
- The KASH12X24PV is painted textured black, is 12 x 24" in size and holds up to 50 lb
- The shelf can be used to hold large tools like funnels or spray cans or buckets
- There are holes in the shelf to route the wires of the power tool chargers—shelf can also mount a KAPS5 power strip

Prybar Racks

- KAPR17A Series is designed to hold the new Snap-on® large-handled prybars up to 36" when mounted to most KRSC carts or KRA, KCP roll cabs
- KAPR24PBV fits most Classic, Masters and EPIQ™ units

Stock No.	Description	Tool Holding Capacity	Color	Depth, inches (mm)	Width, inches (mm)	Capacity, Number of Tools	Height, inches (mm)
KAPR17A*	Prybar Rack	12 (5)	Red	3-3/4 (95)	15-7/16 (392)	20	9-3/4 (248)
KAPR24PBV	Prybar Rack	17 (7)	Textured Black	3-3/4 (95)	24 (610)	7	19 (482)
KR294AAPV	Hang-on Prybar Rack	2-1/2 (1)	Textured Black	3 (76)	6 (154)	4	9-1/2 (241)

Colors Available



KAPR17A



KR294AAPV

BOLT COVER/WHEEL COVER SETS

Custom Caster Bolt Covers

- Fits all current and most past model Snap-on® casters
- Caps fit all current Snap-on® roll cabs
- Also fits the caster horn bolt found on all EPIQ™ and Masters Series Roll Cabs
- Also fits Classic 6 x 2" caster bolt
- Machined aluminum with custom Snap-on® wrench "S" marking
- 6 pc sets (2) for each swivel caster, (1) for each rigid caster
- Includes set screw for positive attachment (includes Allen wrench for install)

Stock No.	Description	Color
KACAP6BK	6 pc Powder-Coated Caster Bolt Covers	Black
KACAP6BU	6 pc Powder-Coated Caster Bolt Covers	Blue
KACAP6RD	6 pc Powder-Coated Caster Bolt Covers	Red



KACAP6BK



KACAP6RD



KACAP6BU

LIGHTING

LED Light Bars

- LED Light Bars for WorkCenters, Lockers and Bulk Overhead Cabinets
- Automatic on/off: durable and strong contacts provide positive engagement
- Magnetic installation of the light bar and the power switch provides easy installation and maneuverability
- It will create a lighting experience that outshines anything else in the shop
- Top-quality materials and construction
- Highest level of functionality (automatic on/off)
- High-output LED system uses application-specific LED technology

Stock No.	Description	Lumens	Power	Power, Volts
ECTSA109	1-1/2' Tool Storage Light Bar with Magnetic Switch	1,297	9-Corded	110
ECTSA109-LOC	1-1/2' Tool Storage Locker Light Bar with Magnetic Switch	1,297	9-Corded	110
ECTSA289	4' Tool Storage Light Bar with Magnetic Switch	2,850	9-Corded	110
ECTSA319	5' Tool Storage Light Bar with Magnetic Switch	3,100	9-Corded	110



ECTSA289



- Read and follow Instructions and Safety Messages in the Manual accompanying the product.
- Read Safety Precautions on pages W1-W4

LIGHTING



KALEDRD

LED Light Kits

- 13" LED strips are lightweight and can be attached to any surface using two-way soft tape
- LED strips can be connected in a straight line
- Connecting the LED strips with the included short connector cord allows the 13" LED strips to be placed around corners or at different levels from each other
- Each kit has a white six-way terminal to allow up to five additional LED add on kits
- Kit includes (3) 13" LED strips, (2) short connector cords, (1) six-way terminal and two-way soft tape
- Add-on kits contain (3) 13" LED strips, (2) short connector cords, (1) 6' power cord and two-way soft tape

Stock No.	Description	Color
KALEDDWHITE	(3) 13" LED Strips (Kit)	White
KALEDDBLUE	(3) 13" LED Strips (Kit)	Blue
KALEDDGREEN	(3) 13" LED Strips (Kit)	Green
KALEDDRED	(3) 13" LED Strips (Kit)	Red



KAWRSLOGO18

Lighted Signs

KAWRSLOGO18 Snap-on® "S" Sign (18")

- Snap-on® Wrench "S" sign made of PVC and aluminum
- 18" W x 16" H



KALED24X6MG



KALED28X7B

LED Light Panels

- Can be mounted to a steel surface via included rare earth magnets
- Use AC or DC power; come with 110 V AC plug and battery pack
- Acrylic panel is dipped and coated for abrasion resistance

Description	Stock No.	LED Color	Panel Color	Size, inches
LED Snap-on® Silhouette Logo Panel Light	KALED24X6MB	Blue	Black	24 x 6
	KALED24X6MC	Multi-color		
	KALED24X6MG	Green		
	KALED24X6MO	Orange		
	KALED24X6MR	Red		
	KALED24X6MW	White		
LED Snap-on® Logo Display Panel Light	KALEDB24B	Blue	Black	24 x 7
	KALEDB24MCB	Multi-color		
	KALEDB24G	Green		
	KALEDB24O	Orange		
	KALEDB24R	Red		
LED Snap-on® Logo Display Panel Light	KALED28X7B	Blue	Clear	28 x 7
	KALED28X7G	Green		
	KALED28X7O	Orange		
	KALED28X7R	Red		
	KALED28X7W	White		

Roll Cab Handlebars

KA2422HDLB Roll Cab Handle

- Fit all KRA Roll Cabs in our Classic and Heritage Series plus KRSC Series Carts
- Powder-coated options match the most popular Snap-on® toolbox colors
- Solid aluminum construction with knurled grip on handle
- Laser engraved Snap-on® logo in handle base; engraved Snap-on® “S” logo on both handle posts



KA2422HDLRD

Colors Available



DRAWER ORGANIZATION



KAERNX6RD



KAERNADD6RD

Drawer Organizers

- Socket holders are a compact 13" and feature twist-lock squares to hold sockets securely
- Screwdriver bit holder organizes assorted long and short screwdriver bits with tapered holes keep bits in place and are easy to load and unload
- Wrench racks fit 2" deep drawers, are made of a flexible polymer that are easy to load and have handles for easy transport
- Pliers rack has a non-slip molded rubber base and organizes a wide range of pliers and large wrenches

Stock No.	Description
KA12R3L13RD	1/2" Drive 3 Row Twist Lock Tray, 13" Long
KA14R2L13RD	1/4" Drive 2 Row Twist Lock Tray, 13" Long
KA38R3L13RD	3/8" Drive 3 Row Twist Lock Tray, 13" Long
KABITR3L13RD	3-Row Screwdriver Bit and Accessory Holder
KAERNADD6RD	6 pc Socket/Wrench/Bit Organizer Set
KAERNX6RD	6 pc Drawer Organizer

Colors Available



• Read and follow Instructions and Safety Messages in the Manual accompanying the product.
 • Read Safety Precautions on pages W1-W4

DRAWER ORGANIZATION



KAD16X10RD

Colors Available



Drawer Organizer Trays

KAD16X10RD 10 Compartment Drawer Organizer Tray (16 x 10")

- Fit 2" deep drawers (11 x 16 x 1-1/4")
- High-strength plastic



KAEXT38RD

Colors Available



Extension/Ratchet Organizers

- Exclusive press tab feature captures 3/8" drive extensions for drawer organization and secure transport
- Store up to (10) 3/8" drive standard, wobble and/or impact extensions
- Will also store hard handle ratchets (standard and flex head) up to 18" long
- Press tabs are designed both to secure items in place (even upside down) and to facilitate ease of removal
- Low-profile to fit shallow drawers
- Available in six colors to match Snap-on® tool storage units

Stock No.	Description
KAEXT38RD	3/8" Drive Extension and Ratchet Holder/Organizer


HAND TOOL ORGANIZATION



LASTRAY2RED



BPTRYLAS



KASKT5GN

Lock-A-Socket™ Trays and Rails

- Manufactured from 16-gauge stainless steel for extra strength
- Holds a variety of drive sizes on one tray, (4) clips are included for ratchets and other attachments
- Sockets are locked by turning to the right 90°, unlocked by turning to the left 90°
- Swivel handles included for easy carrying
- Rubber pegs are located underneath for surface grip and protection
- Lock-A-Socket™ posts are available separately and are interchangeable for customization
- Tray measures 8-3/4 x 20"

Stock No.	Description	Color	Weight, lb	Area, inch
BPSTRYLAS	20" Combination Drive Size Lock-A-Socket™ Tray (Blue-Point®)	Stainless Steel	—	8-3/4 x 20
BPTRYLAS	20" Combination Drive Size Lock-A-Socket™ Tray (Blue-Point®)	Red	—	8-3/4 x 20
KASKT5RD*	20" Combination Drive Size Lock-A-Socket™ Tray	Red with Black Logo	2.75	8-3/4 x 20
LAS14MR*	1/4" Drive Metric Lock-A-Socket™	Red	1	1.6 x 15
LAS14SR*	1/4" Drive SAE Lock-A-Socket™	Red	1	1.6 x 15
LAS38MR*	3/8" Drive Metric Lock-A-Socket™	Red	1.55	1.6 x 19
LAS38SR*	3/8" Drive SAE Lock-A-Socket™	Red	1.55	1.6 x 19
LAS12MR*	1/2" Drive Metric Lock-A-Socket™	Red	1.9	1.6 x 15
LAS12SR*	1/2" Drive SAE Lock-A-Socket™	Red	1.9	1.6 x 15
LASTRAY2RED	5 Row Lock-A-Socket™ Extreme Tray	Red	8	8.1 x 22.5

Colors Available



Multi-Row Socket Trays

A263B Socket Holder

- Fits in top, below pallet
- For square drive tools to 4" deep
- Holds four 10-3/8" rows and two 3-1/2" rows of sockets
- Five-row organizer measures 10-1/8 x 8-1/4"
- (US Patent #5,284,245)



A263B

A288B Socket Holder

- 10-row organizer measures 14-1/2 x 17-3/16"
- Two handles
- (US Patent #5,284,245)



A288B

BPSKTRLSTRY Four Rail Socket Tray (Blue-Point®)

- Holds up to 80 sockets in 1/4, 3/8 and 1/2" drive sizes
- Four rails with (20) 1/4" drive clips, (30) 3/8" drive clips and (30) 1/2" drive clips
- Low-profile design to fit most drawer sizes
- Sturdy handle for either hanging or carrying the tray



BPSKTRLSTRY

BPSKTRLSTRYP Four Rail Socket Tray (Blue-Point®)

- Holds up to 80 sockets in 1/4, 3/8, and 1/2" drive sizes
- Four rails with (20) 1/4" drive clips, (30) 3/8" drive clips, and (30) 1/2" drive clips
- Low-profile design to fit most drawer sizes
- Sturdy handle for either hanging or carrying the tray



BPSKTRLSTRYP

KTA500 Multi-Row Socket Tray

- Holds up to 80 sockets in 1/4", 3/8" and 1/2" drive sizes
- Features one rail with (16) 1/4" drive clips, two rails with (16) 3/8" drive clips each and two rails with (16) 1/2" drive clips each
- Aligns sockets for fast, easy selection
- Use on roll carts and will fit into most roll cab/tool chest drawers
- Overall length of 20"
- 17-1/2" L x 7-9/16" W x 2-1/2" D
- Made of heavy-gauge steel



KTA500

KTA600 Multi-Row Socket Tray (Blue-Point®)

- Holds up to 80 sockets in 1/4, 3/8 and 1/2" drive sizes
- Five rails with (16) 1/4" drive clips, (32) 3/8" drive clips and (32) 1/2" drive clips
- Fits into most roll cab/tool chest drawers
- Sturdy handles on either side for easy carrying



KTA600

YAURCMH Horizontal Cart Mount Kit

- Holds up to 30 sockets
- Easily attaches to the side of mobile tool carts

YAURCMV Vertical Cart Mount Kit

- Holds up to 15 sockets or wrenches
- Easily attaches to the side of mobile tool carts



YAURCMH



YAURCMV



- Read and follow Instructions and Safety Messages in the Manual accompanying the product.
- Read Safety Precautions on pages W1-W4

HAND TOOL ORGANIZATION



KA123METBK



KA123METOR



KA123METGN

KAHNSX6RD



KA14383PK4BK



KA383METVZ



YA38MET

Colors Available



Red Gloss Black Electric Orange Extreme Green Hi-Viz

RD BK OR GN VZ
ADD SUFFIX TO STOCK NUMBER FOR SPECIAL COLORS.

Socket Holders with Posts

- All sockets are easily visible
- Each post is marked for correct socket size
- Sockets are easily removed with one hand
- Use for hand, power and impact sockets
- High-impact plastic resists oil and grease
- KA143, KA383 and KA123 three-row holders have a middle row for semi-deep sockets

Set Contains:

KAHNSX6RD

Stock No.	Description	
KA12FRRD	1/2" SAE Post Socket Tray	•
KA12METRD	1/2" Metric Post Socket Tray	•
KA123FRRD	1/2" 3-Row Post-Style Socket Tray	
KA123METRD	1/2" 3-Row Post-Style Socket Tray	
KA14FRRD	1/4" SAE Post Socket Tray	•
KA14METRD	1/4" Metric Post Socket Tray	•
KA143FRRD	1/4" SAE Post 3-Row Socket Tray	
KA143METRD	1/4" Metric Post 3-Row Socket Tray	
KA14383PK4BK	SAE and Metric Post 3-Row Socket Tray Pack (1/4" and 3/8" Drive)	
KA38FRRD	3/8" SAE Post Socket Tray	•
KA38METRD	3/8" Metric Post Socket Tray	•
KA383FRRD	3/8" SAE Post 3-Row Socket Tray	
KA383METRD	3/8" Metric Post 3-Row Socket Tray	
YA12FR	1/2" SAE Socket Holder with Posts	
YA14FR	1/4" SAE Socket Holder with Posts	
YA38FR	3/8" SAE Socket Holder with Posts	
YA12MET	1/2" Metric Socket Holder with Posts	
YA14MET	1/4" Metric Socket Holder with Posts	
YA38MET	3/8" Metric Socket Holder with Posts	

Socket must have a through hole. Some smaller Snap-on® sockets manufactured before 1983 do not have through holes. Some smaller Snap-on® sockets manufactured before 1983 do not have through holes.

Socket Driver Tray

YA38HTD Hex and TORX® Socket Driver Tray

- Organizes commonly used chrome 3/8" drive hex and TORX® socket drivers
- Stores SAE hex drivers in 1/8–3/8", metric hex drivers in 4–10 mm and TORX® drivers from T27–T60
- Three open pockets for additional sockets
- Overall dimensions: 9-1/4 x 3-5/16 x 1/16"



YA38HTD

Socket Rails (with Quick-Release Locking Clips) (Blue-Point®)

- Push-button, spring-loaded clips provide quick, easy release of socket even with greasy hands
- Extruded aluminum socket rail for light weight and durability
- Detent ball at bottom of clip permits clip to be easily positioned on rail
- Rail also features laser engraved Snap-on® logo

Stock No.	Square Drive, inches	Clips	Overall Length, inches (mm)
LSR1213	1/2	13	14 (355.6)
LSR1406	1/4	6	7-3/8 (187.3)
LSR1412	1/4	12	10 (254)
LSR3812A	3/8	12	12 (304.8)



LSR1213



LSR1406



LSR1412



LSR3812A

Socket Rails and Clips

Stock No.	Rail Length, inches (mm)	Square Drive, inches
A265A	7-3/8 (187)	1/4
A267A	13-3/8 (340)	3/8
A269A	10-3/8 (264)	3/8
A270A	16-3/4 (425)	1/2

A265A Socket Rail with 1/4" Clips

A267A Socket Rail with 3/8" Clips

A269A Socket Rail with 3/8" Clips

A270A Socket Rail with 1/2" Clips

A271A 1/4" Drive Socket Clips (25 pk)

- Package of 25 1/4" drive socket clips

A272A 3/8" Drive Socket Clips (25 pk)

- Package of 25 3/8" drive socket clips

A273A 1/2" Drive Socket Clips (25 pk)

- Package of 25 1/2" drive socket clips

A274C 3/4" Drive Socket Clips (25 pk)

- Package of 25 3/4" drive socket clips



A267A



A271A

63A5000 Hardware Clips Package

- Assorted socket rail clips in bag
- Fits Slots-N-Dots™ system (included with WorkCenter risers)



63A5000

A278 Mounting Clips

- 5/16–3/4"
- Screws into 1/8" holes
- Package of (10)

A264A Socket Rail Hold-Down Clip

- Mounts to drawer, tote tray or wall board
- Snaps open to release socket rail
- Package of (10)



A278



- Read and follow Instructions and Safety Messages in the Manual accompanying the product.
- Read Safety Precautions on pages W1–W4

HAND TOOL ORGANIZATION



KA123814RD

Colors Available



Twist Lock Socket Rail Tray

- Comes with 1/2, 3/8 and 1/4" drive rails
- Three individual 18" socket rails mounted together in one tray (push button removal)
- Easy 1/8 turn to lock and unlock the socket on drive square
- Sockets are secure, even upside down, will hang vertically if required
- Overall dimensions: 19-3/4 x 5-1/4"
- Snap-on "S" on each of the three rails
- Made in USA

Stock No.	Description	Color
KA123814RD	Twist Lock Socket Rail Tray (1/2, 3/8, and 1/4")	Red



KMAGBIT37R

Magnetic Hex Bit Holders/Rubber Base (Blue-Point®)

- Magnetic base affixes to any ferrous metal without scratching surface
- Bits will stay in holder even in upside-down applications
- Non-transferable magnetic material will not magnetize tools, or damage onboard automotive computers or other related circuitry
- Resists most shop chemicals
- Rubber base won't mar finishes
- Holds up to 37 bits
- Bits not included

KMAGBIT37R Magnetic Hex Bit Holder (Blue-Point®)

- Red
- Bits are not included

Colors Available



YA438B

Moveable Peg Socket Rails (Blue-Point®)

- 18" rails feature adjustable pegs to organize sockets
- Pegs can be stacked for extra storage
- Adhesive-backed rail

YA425B Socket Rail (Blue-Point®)

- 1/4" square drive (20 pegs)

YA438B Socket Rail (Blue-Point®)

- 3/8" square drive (18 pegs)

YA450B Socket Rail (Blue-Point®)

- 1/2" square drive (14 pegs)



KMAG14SD26R

Magnetic Socket Holders (Blue-Point®)

- Magnetic base affixes to any ferrous metal without scratching surface
- Sockets will stay in holder even in upside down applications
- Nontransferable magnetic material will not magnetize tools or damage onboard automotive computers or other related circuitry
- Resists most shop chemicals
- Rubber base won't mar finishes

Colors Available



KMAG38D12R Magnetic Socket Holder (Blue-Point®)

- Holds 12 deep 3/8" drive sockets (up to 1")

KMAG38S12R Magnetic Socket Holder (Blue-Point®)

- Holds 12 shallow 3/8" drive sockets (up to 1")

KMAG38SD24R Magnetic Socket Holder (Blue-Point®)

- Holds 12 shallow and 12 deep 3/8" drive sockets (up to 1")

KMAG14SD26R Magnetic Socket Holder (Blue-Point®)

- Holds 13 shallow and 13 deep 1/4" drive sockets



BPMVSR12A

BPMVSR14A

BPMVSR38A



MR1426



MR3828BL

Magnetic Vertical Socket Rails


- View socket sizes quickly and easily with these magnetic vertical socket rails
- Magnet backing (with protective foam covering) allows sockets to be attached to any metal surface
- Allow sockets to be placed on rack so size is visible
- Posts replaceable if lost or broken
- Can be laid down flat in drawer if necessary

BPMVSR12A Magnetic Vertical 1/2" Drive Socket Rail
BPMVSR14A Magnetic Vertical 1/4" Drive Socket Rail
BPMVSR38A Magnetic Vertical 3/8" Drive Socket Rail

Magnetic Socket Trays

- Hold metric or fractional sockets in these molded ABS plastic trays
- Handle for easy movement to job sites

Colors Available



MR1426 Magnetic 1/4" Drive Socket Tray
MR3828 Magnetic 3/8" Drive Socket Tray



A277

Crowfoot Wrench Holder

A277 3/8" Drive 8-3/4" Crowfoot Wrench Holder

- Organizes and stores crowfoot wrenches
- 2-piece design snaps apart for access to desired size
- 8-3/4" long



KRA15A



KRA22A

Wrench Organizers

- Includes a pair of 24" long plastic organizers—cut to desired length and attach to any drawer with foam backing

KRA15A Wrench Organizer

- For smaller wrenches

KRA22A Wrench Organizer

- For larger wrenches



BPM14MWH



BPS14MWH



MAGRAK10R

Magnetic Wrench Organizers

BPM14MWH Magnetic Metric Wrench Holder (Blue-Point®)

- Holds sizes 8–21 mm wrenches
- Strong magnets secure wrenches in place during movement
- Entire unit is magnetized to hold rack to drawer
- Can be used in as small as a 2"-deep drawer

BPS14MWH Magnetic SAE Wrench Holder (Blue-Point®)

- Holds sizes 1/4–1" wrenches
- Strong magnets secure wrenches in place during movement
- Entire unit is magnetized to hold rack to drawer
- Can be used in as small as a 2"-deep drawer

MAGRAK10 Magnetic Wrench Organizer (Blue-Point®)

- (10) angular slots provide storage for most wrenches
- A ridge at the base prevents wrenches from contacting tool storage surfaces
- Mounts magnetically for instant wrench access

MAGRAK10R Magnetic Wrench Organizer (Blue-Point®)

- (10) angular slots provide storage for most wrenches
- A ridge at the base prevents wrenches from contacting tool storage surfaces
- Mounts magnetically for instant wrench access



TCK1827BBRA



TCK3627BUYA



TCK4020BBRA

Tool Control Kits

- Custom design and organize your tool drawers
- Each kit contains 6 self adhesive sheets of top and base material, 1 cutting tool and 1 roll of tracing paper
- Top is 1/2" thick, base is 1/8" thick

TCK1827BBRA Tool Control Kit

- Black Over Red, 18 x 27"

TCK3627BUYA Tool Control Kit

- Royal Blue Over Yellow, 36 x 27"

TCK4020BBRA Tool Control Kit

- Black Over Red, 40 x 20"



• Read and follow Instructions and Safety Messages in the Manual accompanying the product.
 • Read Safety Precautions on pages W1-W4

HAND TOOL ORGANIZATION



WRRAK5RDXL



WRRAK12RD



WRRAKKCNT



WRRAKXLCLP

Colors Available



* Black Red

WRRAK Wrench Rack

- Strong N37 magnets hold wrenches securely in place
- Magnetize through the drawer liner to hold your wrenches securely while opening and shutting drawer
- Low profile to fit in the 2" wrench drawer
- Multiple wrench racks can be connected together

- Sliding holders move, giving more space for larger wrenches
- Perfect for flex head and stubby wrenches
- Non-marring magnetic bottom prevents scratching and firmly attaches to metal surfaces horizontally

WRRAK5BK* 5" Magnetic Wrench Rack

WRRAK5BKXL* 5" XL Magnetic Wrench Rack

WRRAK12BK* 12" Magnetic Wrench Rack

WRRAKCPL1 Magnetic Wrench Rack Clip

WRRAKKCNT Magnetic Wrench Rack Connector

WRRAKXLCLP Magnetic Wrench Rack XL Clip



KA389SG15RD



KA384SSG10RD

Colors Available



Black Red Electric Orange Extreme Green Hi-Viz Green

Soft Grip Wrench Racks

- Specifically designed to hold 10–15 Snap-on® wrenches
- Wrench size is clearly visible on rack
- Fits 2"-deep KRL drawers and most 2"-deep KRA drawers
- Retaining tabs for convenient vertical mounting or carrying

KA381SG15RD 15 Wrench Rack

KA384SSG10RD 10 Midget Wrench Rack

KA389SG15RD Reverse 15 Wrench Rack



YA381SG12



YA389SG15

Soft Grip Wrench Racks

- Design holds wrench securely yet provides quick and easy release
- Store and organize wrenches
- Fit all 2"-deep drawers in Snap-on® tool storage units
- Flexible plastic material will not corrode or mar wrench finish
- Available in standard and reverse styles for convenient side-by-side mounting in tool drawers (US Patent 5,638,964 applies)

YA389SG15 Reverse Soft Grip Wrench Organizer

YA381SG12 Soft Grip Wrench Organizer

YA389SG8 Reverse Soft Grip Wrench Organizer

YA381SG15 Soft Grip Wrench Organizer

YA381SG8 Soft Grip Wrench Organizer

YA389SG12 Reverse Soft Grip Wrench Organizer



YA384SSG10R



YA384SSG7R

Soft Grip Stubby Wrench Racks

- Store and organize wrenches
- Fits all 2"-deep drawers in Snap-on® tool storage units
- Mounting holes align with the Slots-N-Dots™ system on Snap-on® WorkCenter riser units
- Molded handle allows easy transport of loaded rack
- Red and black color schemes allow user to easily differentiate fractional from metric sizes
- Racks may be trimmed for use with smaller wrench sets
- Flexible plastic material will not corrode or mar wrench finish

YA384SSG10R Soft Grip Stubby Wrench Rack (Blue-Point®)

YA384SSG7B Stubby Wrench Rack (Blue-Point®)

YA384SSG7R Stubby Wrench Rack (Blue-Point®)

YA384SSG10B Soft Grip Stubby Wrench Rack (Blue-Point®)

Pliers Organizers

- Organize a wide range of pliers; also handles large wrenches
- Nonslip molded rubber base is contoured to hold tool in place
- Colors only available through Snap-on® with Snap-on® logo on both sides of each tray
- 10A suffix fits 3" wide drawers

Stock No.	Description	Width, inches (mm)	Height, inches (mm)
KAPL10RD	10" Pliers Organizer	10 (254)	3-3/8 (86)

Pliers and drawer NOT included



KAPL10RD

Colors Available



ADD SUFFIX TO STOCK NUMBER FOR SPECIAL COLORS.

Wrench Organizers (Blue-Point®)

- The wrench holding tabs on the YA389 series are the reverse of the YA381 series so two or more sets can be stored side by side with all wrenches facing forward
- 6-1/4 x 2-1/2 x 9-1/2" long

YA381A Wrench Organizer (Blue-Point®)

- Holds up to 12 wrenches

YA381ABL Wrench Organizer (Blue-Point®)

- Holds up to 12 wrenches

YA381FRA SAE Wrench Rack (Blue-Point®)

- Specifically designed to hold up to 13 Snap-on® wrenches from 1/4–1" sizes

YA381MET Metric Wrench Rack (Blue-Point®)

- Specifically designed to hold up to 13 Snap-on® wrenches from 7–19 mm sizes

YA381MIDG Midget Wrench Organizer (Blue-Point®)

- Holds up to 12 wrenches

YA389A Reverse Tooth Wrench Organizer (Blue-Point®)

- Holds up to 12 wrenches

YA389ABL Reverse Tooth Wrench Organizer (Blue-Point®)


- Black, holds up to 12 wrenches



YA381A



YA381ABL



YA381FRA



YA389A



YA389ABL

Magnetic Nut Holder

YA207[‡] Nut Holder

- Flexible stainless steel body with pivoting magnetic head clips onto open-end and box end wrenches
- Holds nut on sizes 3/8–3/4" (10–19 mm)



YA207

MAGNETIC ACCESSORIES



MAGWRENCH



SMR13



YA161



YA162



YA209

Magnetic Bar Tool Holder

MAGWRENCH Magnetic Bar Tool Holder (Blue-Point®)

- Industrial-strength magnets keep it secured to a metal surface
- Holds tools for quick and easy access
- Chrome-plated steel bar with chrome-plated nylon ends
- Overall size is 20" (with approximately 12" of magnetic holding space)

KAMR123 Magnetic Bar Tool Holder (Blue-Point®)

- Magnet holds tools for easy access
- Can magnetically mount to metal surface or can be screw mounted
- Measures 11-3/4" L x 2-1/4" W x 7/8" H
- Housing is black finish with chrome-finish magnet plate

SMR10[‡] 10-1/4" Long Magnetic Rack (Blue-Point®)

SMR13[‡] 13-1/4" Long Magnetic Rack (Blue-Point®)

SMR17[‡] 17-1/4" Long Magnetic Rack (Blue-Point®)

- Strong rare earth magnets on front of rack holds 1/4, 3/8 and 1/2" drive sockets
- Magnetic force on back of the rack mounts to tool drawer in seconds
- Keeps all sockets neat, organized and ready for use

YA161 24" Long Magnetic Bar Tool Holder

- Magnet holds tools for easy access
- Black finish

YA162 13" Long Magnetic Bar Tool Holder

- Magnet holds tools for easy access
- Black finish


YA209 24" Long Magnetic Bar Tool Holder

- Magnet holds tools for easy access
- Chrome finish



• Read and follow Instructions and Safety Messages in the Manual accompanying the product.
[‡]These products can expose you to chemicals which are known to the state of California to cause cancer and reproductive harm. See pages P1–P2 for details.
 • Read Safety Precautions on pages W1–W4

MAGNETIC ACCESSORIES



KRDDMAG130

Flexible Magnetic Strip

KRDDMAG130 Flexible Magnetic Strip

- Magnetic adhesive-backed strip allows easy drawer divider attachment
- 1" W x 30' L



BLPMPTSETA

Magnetic Trays and Dishes

Magnetic Holders and Parts Trays

- Ideal for use on side of toolbox or service cart
- Attach to any flat metal surface
- Hold tools and fasteners magnetically, magnetic bottom
- Fit 2" and deeper drawers found in all Snap-on® tool storage product
- 21 x 7" to fit three-wide in Masters and EPIQ™ Series drawers



BPMST135



KADM21X71BK



KADM21X72BK

BLPMPT10A Magnetic Parts Tray

BLPMPT12A Magnetic Parts Tray

BLPMPT6A Magnetic Parts Tray

BLPMPT8A Magnetic Parts Tray

BLPMPTSETA 4 pc Magnetic Parts Trays (6, 8, 10 and 12") (Blue-Point®)

BPMST135 13-1/2" Magnetic Storage Tray (Blue-Point®)

KAMPTPAK 8 pk Large/Small Magna Panel Trays

KAMPT12X6R* Magna Panel Tray

KAMPT16X8R* Magna Panel Tray

KADM21X71BK**

Magnetic Parts/Disassembly Tray

KADM21X72BK**

Magnetic Parts/Disassembly Tray

KADM21X73BK**

Magnetic Parts/Disassembly Tray

MAGMINI Mini Magnetic Mat

MAGMICRO Micro Magnetic Mat

MAGSTRIP Magnetic Strip

MAGTRAY Folding Magnetic Tray

MAGDISH Collapsible Magnetic Dish

MAGMAT High-Power Magnetic Mat

MRB5B Magnetic Bowl (Blue-Point®)

MRB10B Magnetic Tray (Blue-Point®)

MRB12B Magnetic Tray (Blue-Point®)

MRB15B Magnetic Tool Tray (Blue-Point®)

MRPB10MP5 Magnetic Dish (5 pk) (Blue-Point®)



MAGMINI



MAGMICRO



MAGSTRIP



MAGTRAY



MAGDISH



MAGMAT



MRB5B




MRB10B



MRB12B



MRB15B



MRPB10MP5


Colors Available



* BLK R O G -

** BK - OR GN HV

ADD SUFFIX TO STOCK NUMBER FOR SPECIAL COLORS.



KAMM1212



KAMM122



KAMM126



KAMM612



KAMMX318G

Magnetic Panels

- Magnetic base attaches to riser, toolbox, cart, creeper, or any ferrous surface in seconds
- Tools are easily positioned on the magnetic panel
- Ideal for holding fasteners during removal and assembly operations
- High strength magnets
- Made from non-marring Silicone polymer
- Powerful neodymium magnets on the front and back allow for use in almost any position
- Compact, space saving design flexible material can be used on flat for curved surfaces
- Made from 3/16" thick 16-gauge steel
- Will not magnetize tools

KAMM1212 12 x 12" Magnetic Panel (Blue-Point®)

- Made from 3/16" (4.8 mm) thick 16-gauge steel
- Measures 12 x 12" (304.8 x 304.8 mm)

KAMM122 Magnetic Panel (Blue-Point®)

- Blue anodized aluminum
- Measures 10-5/8 x 2" (270 x 50.8 mm)

KAMM126 Magnetic Panel (Blue-Point®)

- Red anodized aluminum
- Measures 12 x 6" (304.8 x 152.4 mm)

KAMM612 Magnetic Panel (Blue-Point®)

- Measures 6" x 12"

KAMMX318G Magna Stick Extreme 3 x 18"

- Durable aluminum extrusions with composite end caps
- Heavy duty magnets on front and back
- Can be used in any position
- Low profile design
- Undercut handles for better grip when carrying heavy loads



ACYMAGAUTOKT



ACYMAGPLATE



ACYMAGPLTEKT



ACYMAGSMBALL



ACYMAGTLBCKT



ACYMAGVENT



ACYMAGVENT2



ACYMAGWIND



ACYWRNCHRING



ACY-CASEXL



ACY-HCASEVXX



ACY-REPLADH



ACYMAGADDON1



ACYMAGADDON2



ACYMAGAUTKT2



ACYUNIVERSAL



ACY-HCASEHXX

Magnetic Electronic Device EZ-Mount

ACYMAGAUTOKT EZ-Mount Magnetic Auto Kit

ACYMAGPLATE Orbiter Magnetic Socket

ACYMAGPLTEKT Orbiter Magnetic Socket Vehicle Kit

ACYMAGSMBALL EZ-Mount Add on Small Ball

ACYMAGTLBCKT EZ-Mount Magnetic Tool Box Kit

ACYMAGVENT EZ-Mount Automotive Vent Ball Add-On

ACYMAGVENT2 EZ-Mount Automotive Vent Kit

ACYMAGWIND EZ-Mount Windshield Kit

ACYWRNCHRING Tool Organizing Wrench Ring (12 rings)

ACY-CASEXL Sideways Nylon Phone Case

ACY-HCASEHXX Horizontal Phone Case

ACY-HCASEVXX Vertical Phone Case

ACY-REPLADH Mount Adhesive Replacement Kit

ACYMAGADDON1 EZ-Mount Small Magnetic Add-on

ACYMAGADDON2 EZ-Mount Large Magnetic Add-on

ACYMAGAUTKT2 EZ-Mount Universal Car Kit

ACYUNIVERSAL EZ-Mount Universal Component Add-on



• Read and follow Instructions and Safety Messages in the Manual accompanying the product.
• Read Safety Precautions on pages W1-W4

MAGNETIC ACCESSORIES



KAHMP

Magnetic Hook

- Neodymium magnets hold up to 20 lb
- Rubber coating on the base prevents scratches on painted surfaces



KACHMR


Colors Available




Magnetic Cell Phone Holder

KACHMR[®] Magnetic Cell Phone Holder


- See-through curved window lets you see if you have a new notification
 - Magnetic base sticks to a two-post lift, cart, roll cab, or side of WorkCenter
 - Anti-skid pads aid against scratches on painted surfaces
 - Cord holder for charging your cell phone
 - Step base on the bottom helps keep charging cable in place
- * Cell phone, charging cord, work center and two-post lift not included



12MSKTHRED



14MSKTHRED



38MSKTHRED



12MSWHLDR



14MSWHLDR



38MSWHLDR

Magnetic Socket/Wrench Holders

12MSKTHRED[®] 1/2" Drive Metric/SAE Magnetic Socket Holder

- Holds shallow and deep sockets—Metric or SAE
- High-visibility, easy-to-read socket size indicators in SAE and metric
- 30% stronger magnet than current holders
- Rubber overmolding to keep sockets in place
- Holds (12) sockets per row; (24) sockets total

14MSKTHRED[®] 1/4" Drive Metric/SAE Magnetic Socket Holder

- Holds (13) sockets per row; (26) sockets total

38MSKTHRED[®] 3/8" Drive Metric/SAE Magnetic Socket Holder

- Holds (12) sockets per row; (24) sockets total

12MSWHLDR Magnetic 1/2" Drive Socket/Wrench Holder

14MSWHLDR Magnetic 1/4" Drive Socket/Wrench Holder

38MSWHLDR Magnetic 3/8" Drive Socket/Wrench Holder

- Socket holders manufactured with high-impact plastic (Nylon 66), which resists oil and grease
- Rail body made by intricate extruded aluminum (6063-T5), which is high-strength and corrosion resistant
- Ball detent on socket holder permits socket to be easily and firmly positioned on rail
- Provides easy access and organization of sockets and wrenches
- Eight magnets (with protective foam covering) hold rail in place on any ferrous metal surface
- Designed for SAE and Metric sockets and wrenches
- Socket holders/wrench clips replaceable if lost or broken

Colors Available





BLP2CANHLDR



BLP3CANHLDR



BLPPTHDR

Magnetic Can/Bottle Holders (Blue-Point®)

- Ideal for use on side of toolbox or service cart
- Attaches to any flat metal surface
- Powerful, cushioned magnets resist surface scratching
- Heavy-gauge 0.80 mm black powder-coated steel construction

BLP2CANHLDR Magnetic Can/Screwdriver Holder (Blue-Point®)

- Holds (2) spray cans and (5) screwdrivers
- Spray can slot is 3" diameter
- Weight: 1.92 lb
- Dimensions: 8-1/2" L x 5" W x 5-1/18" H

BLP3CANHLDR Magnetic Can/Screwdriver Holder (Blue-Point®)

- Holds (3) spray cans and (7) screwdrivers
- Spray can slot is 3" diameter
- Weight: 2.62 lb
- Dimensions: 11-3/4" L x 5" W x 5-1/8" H

BLPPTHDR Magnetic Roll Towel Holder (Blue-Point®)

- Holds roll of shop towels (set of two holders)
- Weight: 1.38 lb
- Each piece measures 5-1/8" L x 4" W x 3-1/4" H

Magnetic Tool Silhouettes

KRSA30 Magnetic Tool Silhouettes

- (30) 1 x 1-1/2" magnetic tool silhouettes
- Apply anywhere on tool storage unit to visually aid in tool organization
- Magnetic; leave no sticky adhesive



KRSA30

Plastic Drawer Dividers

KRA17B Drawer Divider

- Partition drawers by cutting divider to desired length
- Attach to drawer with foam backing
- 24" long
- Two per package

KRA27B Drawer Divider

- Same as KRA17B
- 31" long
- Two per package



KRA17B



KRA27B

Foam Drawer Liners

JIKRL35F Foam Drawer Liner (10 pack)

- Foam drawer liner can be cut to size for lining drawers, roll cab tops, etc.
- 48 x 25" sheets
- Pack of 10

JIKRL35NS Non-Slip Foam Drawer Liner (10 pack)

- Non-slip drawer liner can be cut to size for lining drawers, roll cab tops, etc.
- 48 x 25" sheets
- Pack of 10

Drawer Liners

30AE35138NS 38 x 28" Drawer Liner

- Fits a drawer sized 38" wide and 4" or higher

30AE35162NS 62 x 28" Drawer Liner

- 62 x 28"

30AE35238NS 38 x 26-3/4" Drawer Liner

KRL1F 24 x 48" Foam Drawer Liner Material

- 1/16" thick black polyethylene can be cut to size for lining drawers, roll cab tops, etc
- 48 x 24" sheets (1 each)



30AE35138NS



- Read and follow Instructions and Safety Messages in the Manual accompanying the product.
- Read Safety Precautions on pages W1-W4

FLOOR MATS



JKAFM3654RDS

Color "S" Logo Floor Mats

- "S" logo graphics on the floor mat are color coded to match the color of the tool box
- Anti-fatigue cushioned floor mat—54" L x 36" W
- Floor mat eases lower back stress and leg and foot discomfort from prolonged standing on hard surfaces
- Floor mat resists most shop chemicals and provides a sure footing surface

Stock No.	Size, inches	Color
JKAFM3654RDS	54 x 36	Red

Colors Available



Cushioned Floor Mats

- Exceptional anti-fatigue properties
- Ease lower back stress and leg and foot discomforts from prolonged standing on hard surfaces
- Underpadding hugs the smoothest floor surfaces to prevent mat slippage
- Skid-resistant diamond-plate mat surface provides sure footing
- Mat resists most shop chemicals
- Graphics are inlaid PVC for greater wear resistance



JKAFM2436GK



JKAFM2472GY

Stock No.	Size, inches	Color
JKAFM2436GK	24 x 36	Black/Gray
JKAFM2436GY	24 x 36	Gray/Black
JKAFM2448GK	24 x 48	Black/Gray
JKAFM2448GY	24 x 48	Gray/Black
JKAFM2460GK	24 x 60	Black/Gray
JKAFM2460GY	24 x 60	Gray/Black
JKAFM2472GK	24 x 72	Black/Gray

Stock No.	Size, inches	Color
JKAFM2472GY	24 x 72	Gray/Black
JKAFM3636GK	36 x 36	Black/Gray
JKAFM3648GK	36 x 48	Black/Gray
JKAFM3660GK	36 x 60	Black/Gray
JKAFM3672GK	36 x 72	Black/Gray
JKAFM3676GK	36 x 76	Black/Gray
JKAFM3684GK	36 x 84	Black/Gray



KAFM32

Dense Cushioned Floor Mats

- Dense 3/4" engineered polyurethane for knee and back support

Stock No.	Size, inches	Color
KAFM32	36 x 24	Black with Red Logo
KAFM52	60 x 24	Black with Red Logo
KAFM53	60 x 36	Black with Red Logo

LOCKER TOPPERS: MASTERS SERIES



KA71273PBO

KA71273 Series Locker Toppers

- Rubber mat and hardware included
- Use on KRL712 Master Series Lockers

Stock No.	Color
KA71273PBO	Red

Logo and Racing Decals

(Background is not a part of decal.)

Logo and racing decals show customers that you use the best while supporting Snap-on® Racing™ programs.

Stock No.	Color	Suggested Tool Storage Unit Color	Size, inches
SS2201A	White	Red	13 x 8-1/2
SS2231A	Silver	Black	23 x 4
SS2232A	Black	Red	24 x 4
SS2240A	Black	Red	13 x 8-1/2
SS2241A	Silver	Black	13 x 8-1/2
SS2443B	Black	Yellow/Orange	17 x 6
SS2751A	White	Black	43 x 8
SS2752A	Black	Red	43 x 8
SS2753A	Silver	Black	43 x 8
SS2808A	Red	Black	23 x 4
SS2809A	Red	Black	43 x 8
SS2810A	Red	Black	13 x 8-1/2
SS2935A	White	Black	23 x 15
SS2936A	Silver	Black	23 x 15
SS2938A	Red	Black	23 x 15
SS3262A	White	Black	36 x 12
SS3266A	White	Black	23 x 4



SS2201A



SS2232A



SS2240A



SS2443B



SS2753A



SS3262A



SS3266A

Locking Bars

Serve as a secondary locking system when ultimate protection is called for. Padlock must be purchased separately. Hardware included.

8-26836A Lock Bar

- Hinged secondary lock bar fits side of low-profile KRL Roll Cabs such as KRL756 Series (similar to 8-27336A)

8-27336A Lock Bar

- Fits all Heritage and Blue-Point® hinged manual lock bars
- Secondary lock system uses padlock for extra security (not included)

KRABL2 Lock Bar

- 32" long
- For use on all KRA Series Roll Cabs except KRA2400 Series



8-27336A

Padlocks

Master Lock® padlocks. Brass cylinders, nickel/silver pin tumblers and brass locking levers for maximum locking protection.

ML1A Padlock

- 1-3/4" steel case, 5/16" dia.

ML3A Padlock

- 1-1/2" steel case, 9/32" dia.

ML7A Padlock

- 1-1/4" steel case, 3/16" dia.

ML1504DA Combination Padlock

- Case-hardened 9/32" steel shackle offers protection against cutting and sawing
- Secure three-digit combination
- Automatic locking lever



ML1A



ML1504DA



- Read and follow Instructions and Safety Messages in the Manual accompanying the product.
- Read Safety Precautions on pages W1-W4

MISCELLANEOUS ACCESSORIES



KAFM22RD



MAT19PK



MAT13PK



MAT38PK

Kneeling Mats

KAFM22RD Extra-Dense Personal Floor Mat

- Standing or kneeling on the 1 pc molded, dense 3/4" engineered polyurethane material feels like floating and reduces fatigue in back, knees and feet
- Superior all-day comfort when standing or kneeling
- Store and carry with integrated handle
- Slip-resistant top surface and non-skid bottom
- Abrasion-resistant black surface with red Snap-on® logo retains appearance
- Material resists absorption of water and oils; can be spray washed with water
- 22 x 18"

MAT19PK 5-Pack Kneeling Mats

- Kneeling mat is constructed from three layers of high-density foam for comfort
- Black with Snap-on® logo
- Handle for ease of carrying
- Only available in a package of five

MAT13PK 5-Pack Kneeling Mats

- Cushioned floor mat can help reduce fatigue, protect clothing and increase comfort
- Multi-layered closed-foam construction is durable and tear resistant
- Resistant to most shop chemicals
- Measures 8-1/2 x 13 x 1-1/8" thick
- Only available in a package of five

MAT38PK 5-Pack Kneeling Mats

- Cushioned mat can be used on a creeper or on the floor
- Constructed of durable, tear-resistant multi-layered foam
- Resistant to most shop chemicals
- 15-3/4" W x 38-1/2" L x 1-1/8" D
- Only available in a package of five



KASS13

Step Stools

KASS13 Step Stool/Seat

- Versatile step stool, seat and storage unit all in one
- Holds up to 305 lb and has non-skid rubber grommets for stability
- Large interior storage capacity with built-in tote tray
- Has a handle for mobility that folds flat when used as a stool
- 13" H x 22" W x 15" D

Cleaning Supplies

KACKLEANER Cleaner/Degreaser

- Safely removes grease, dirt, oil, fingerprints and more
- 16 oz

KACKFLTCLNR Matte and Flat Finish Cleaner/Degreaser

- Safely removes grease, dirt, oil, fingerprints and more
- Cleans without adding a shine to a flat/matte surface
- 16 oz

KACKMCFIBER1 Microfiber Cloth

- Microfiber cloth is machine-washable, lint-free and can be used wet or dry
- 16 x 16"

KACKMCFIBER4 4-Pack Microfiber Cloth

- Microfiber cloth is machine-washable, lint-free and can be used wet or dry
- Each cloth is 16 x 16"

KACKSPDWAXX Speed Wax

- Brings back the shine, resists water spots, dust, fingerprints and grease
- 16 oz

KACKCAREKIT

4 pc Premium Care Kit

- Safely remove grease, dirt, oil, fingerprints and more with the Cleaner/Degreaser
- Bring back the shine and resist water spots, dust, fingerprints and grease with the Speed Wax
- Safely clean, polish and protect stainless steel and anodized aluminum with the Liquid Polish
- Microfiber cloth is machine-washable, lint-free and can be used wet or dry
- Kit includes (1) 1.7 oz bottle of Spray Cleaner, (1) 1.7 oz bottle of Liquid Polish, (1) 3.4 oz bottle of Speed Waxx and (1) 16 x 16" microfiber cloth



KACKLEANER



KACKMCFIBER1



GA155A

Keychain

GA155A Keychain (Blue-Point®)

- Spring retractable, 24" chain
- Clips onto belt or pocket



KRFL6AR

Floor Lock Kit

KRFL6AR Adjustable Floor Lock Kit

- For KRL Masters series
- 29" deep, 54" wide and larger



KACKCAREKIT

Heavy-Duty Brass Locks

- Can be used to replace all Snap-on® round key (K-Series) locks
- Replace standard locks subject to abnormal usage, exposure to shop fluids, or extreme temperature and humidity fluctuations
- Ideal for multi-shift/user situations
- Hard brass cylinder plug for a longer life cycle
- Highly finished brass cylinder plug for smoother operation
- More secure retention in the tool storage unit
- Tested to operate smoothly over 25,000 cycles
- 200 different cylinder plugs available as replacement items
- When ordering, order K1HLAxxx (xxx=number between 500-699) and quantity of locks needed



K1HLA500

Heavy-Duty Brass Lock

- One lock assembly with (2) keys

Lock Assemblies

- Key alike any number of Snap-on® tool storage units
- Older units can be converted to this new style lock
- Each lock has an individual combination
- Lock kits include mounting nut and lock washer
- When ordering, order K1LAxxx (xxx=number between 500-699) and quantity of locks needed



K1LA500

Tubular Lock Assembly

- One lock assembly with (2) keys

Touch-up Paint

Stock No.	Color	PPG Ditzler Wet Spray Number	PPG Powder Number
PN1286308	Royal Blue	19026	PCU-50134
REP12A	Red	73504	AR320 Resin



PN1286308



REP12A




- Read and follow Instructions and Safety Messages in the Manual accompanying the product.
- Do not ingest or use on face.
- Read Safety Precautions on pages W1-W4

MAGNETIC ACCESSORIES



FLEXBITHLDR




FLEXWRNCHLDR



FLEXSDVRHLDR



FLEXMAT



FLEXPBARHLDR



FLEXCANHLDR



FLEXRAIL14RD



FLEXRAIL38RD

Flexible Magnetic Tool Storage Accessories

- Made from non-marring silicone polymer
- Powerful neodymium magnets on front and back allow use in almost any position
- Compact space-saving design
- Flexible material can be used on flat or curved surfaces
- Integrated pull tab for easy removal from metal surfaces

FLEXBITHLDR Flexible Magnetic Bit Holder

- Keeps all of your 1/4" bits organized and close at hand

FLEXWRNCHLDR Flexible Magnetic Wrench Holder

- Securely holds up to 10 wrenches

FLEXSDVRHLDR Flexible Magnetic Screwdriver Holder

- Holds up to eight screwdrivers
- Includes mounting holes for attachment to peg board, walls or other non-ferrous surfaces

FLEXMAT Flexible Magnetic Mat

- Unique folding design
- Convenient hanging hook

FLEXPBARHLDR Flexible Magnetic Prybar Holder (2 pk)

- Store prybars either horizontally or vertically with these convenient magnetic tool holders
- Includes mounting holes for attachment to peg board, walls or other non-ferrous surfaces

FLEXCANHLDR Flexible Magnetic Can Holder (3 pk)

- Magnetic spray can holder with integrated lid storage clip
- Includes mounting holes for attachment to peg board, walls or other non-ferrous surfaces

FLEXRAIL14RD 1/4" Drive 9" Flexible Magnetic Socket Rail

- Keeps all types of 1/4" sockets organized and secure
- Portable design—goes from toolbox to vehicle without losing sockets
- Soft silicone material will not scratch painted surfaces
- Low profile space saving design
- 9" rail holds 12 sockets

FLEXRAIL38RD 3/8" Drive 14-1/2" Flexible Magnetic Socket Rail

- Keeps all types of 3/8" sockets organized and secure
- 14-1/2" rail holds 14 sockets

Colors Available



Red Black

* RD BK

ADD SUFFIX TO STOCK NUMBER FOR SPECIAL COLORS.

HAND TOOLS

OVERVIEW

102-103

1/4" DRIVE

104-143

3/8" DRIVE

144-200

1/2" DRIVE

201-235

3/4" DRIVE

236-244

1", 1-1/2", 2-1/2" DRIVE

245-255

WRENCHES

256-308

TORQUE

309-341

SCREWDRIVERS

342-376

PLIERS

377-393

PUNCHES, CHISELS, HAMMERS

394-402

GENERAL HAND TOOLS

403-475

SET BUILDING

476-490

HBB56

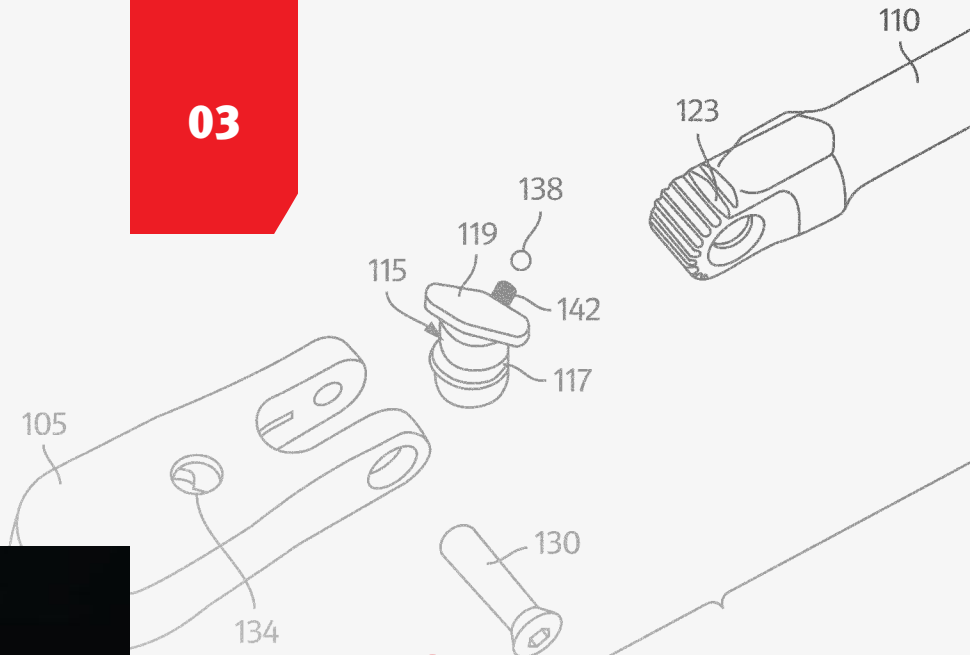
56 oz Ball Peen Soft Grip Dead Blow Hammer



“Mechanic inspired, mechanic designed, mechanic tested. Our focus is to make the absolute best hand tool for the person who’s going to be using it.”

Will Powell
Senior Design Engineer, Hand Tools

03



**EVEN OUR
LEAST
COMPLICATED
TOOLS ARE
THE PRODUCT
OF ADVANCED
THINKING.**

FLLX80
3/8" Drive Dual 80® Technology Extra-Long Handle
Locking Flex Head Ratchet

You might not expect continuous innovation in something as tried and true as hand tools. Until you see the Snap-on® three-position needle nose pliers. Or our locking flex-head ratchet. They're both ingeniously designed tools that can help you get into the otherwise impossibly tight spaces you encounter more and more often in today's world. And they're just two examples of the innovative thinking we do every day. You can almost hear the gears grinding in our heads. And if you ever need to get at them, we probably have a tool for that.

RATCHETS

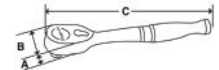


Dual 80® Technology Ratchets (1/4")

Stop, turn and listen. A smoother, stronger ratchet. Try them to believe them.

Dual 80® Technology Ratchets feature:

- 72-tooth gear, provides 5 degrees of swing arc
- Six teeth in contact with gear to provide strength and durability
- Sealed head keeps dirt and other contaminants out of the head mechanism



Set Contains:

- 103RT01FR[^]
- 103RT02FR[^]
- 103RT03FR[^]
- 103RT04FR[^]

Stock No.	Description	Gear Teeth	Swing Arc	A	B	C				
TK72	Stubby Handle Ratchet	72	5	7/16	15/16	2-1/4	•		•	
T72	Standard Handle	72	5	7/16	15/16	4-7/16				
TL72	Long Handle	72	5	7/16	15/16	6-1/2	•			
THL72*	Long Soft Grip Handle	72	5	7/16	15/16	6-7/8			•	
TLL72	Extra-Long Handle	72	5	7/16	15/16	9	•			
THLL72*	Extra-Long Soft Grip Handle	72	5	7/16	15/16	9-3/4			•	
TKF72	Stubby Handle Flex-Head Ratchet	72	5	7/16	15/16	3-1/4		•		•
TF72	Standard Handle Flex Head	72	5	7/16	15/16	6-1/4		•		
THLF72*	Long Soft Grip Handle Flex Head	72	5	7/16	15/16	8-1/4				•
TLLF72*	Extra-Long Handle Flex-Head	72	5	7/16	15/16	10-1/2		•		
THLLF72	Extra-Long Soft Grip Handle, Flex-Head	72	5	7/16	15/16	12-13/32				•
TX72	Standard Handle Locking Flex Head	72	5	7/16	15/16	6-1/4				
THLX72*	Long Soft Grip Handle Locking Flex Head	72	5	7/16	15/16	8-1/4				
T72MP	Multi-Position Head Ratchet	72	5	7/16	15/16	8-1/4				
TH72MP*	Multi-Position Head Ratchet	72	5	7/16	15/16	9-1/4				
TSLF72	Speeder Handle Flex Head	72	5	3/8	4	1-1/2				
TM72	Standard Handle Bit Driver	72	5	7/16	15/16	4-7/16				
TXM72	Standard Handle Locking Flex Bit Driver	72	5	7/16	15/16	6-1/4				
GT72	Standard Handle Industrial	72	5	7/16	15/16	4-7/16				

[^]Set includes foam organizer
^{*}TH936-12 Soft Grip Replacement Handle

ASME®/ANSI® B107.10

Colors Available



ADD SUFFIX TO STOCK NUMBER FOR SPECIAL COLORS.

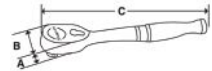
RATCHETS

1/4" DRIVE TOOLS



Quick-Release Ratchets

- Quick-release button for rapid socket/accessory changes, even with greasy or oily hands
- Dual 80® Technology features a 72-tooth gear to provide 5° of swing arc
- Six teeth in contact with gear provide strength and durability



Stock No.	Description	Gear Teeth	Swing Arc	A	B	C
TRK72	Stubby Handle Ratchet	72	5	7/16	15/16	2-1/4
TR72	Standard Handle, Quick-Release	72	5	7/16	15/16	4-7/16
THR72*	Standard Soft-Grip Handle, Quick-Release	72	5	7/16	15/16	6-7/8
TRL72	Long Quick-Release Handle	72	5	7/16	15/16	6-1/2
TRLL72	Extra-Long Handle Quick-Release	72	5	7/16	15/16	9
TRKF72	Stubby Handle Flex-Head Ratchet	72	5	7/16	15/16	3-1/4
TRF72	Standard Handle, Quick-Release Flex-Head	72	5	7/16	15/16	6-1/4
THRLF72*	Long Handle, Quick-Release Flex-Head	72	5	7/16	15/16	8-1/4
TRLLF72	Extra-Long Quick-Release Flex Head	72	5	7/16	15/16	12-13/32
THRLF72*	Extra-Long Soft Grip Handle, Quick-Release Flex-Head	72	5	7/16	15/16	12-13/32
TRX72	Standard Handle Locking Flex Head	72	5	7/16	15/16	6-1/4
THRLX72*	Long Handle, Quick-Release, Locking Flex-Head	72	5	7/16	15/16	6-7/8
TRSLF72	Speeder Handle Quick-Release Flex-Head	72	5	7/16	15/16	11

*Uses TH936-12 Soft Grip Replacement Handle
ASME®/ANSI® B107.10

Colors Available

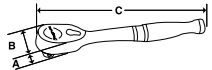


ADD SUFFIX TO STOCK NUMBER FOR SPECIAL COLORS.



Round Head Ratchets

- Compact round head provides better access into tight quarters
- 72-tooth gear for 5° of swing arc means shorter movement between tooth engagement



Stock No.	Description	Gear Teeth	Swing Arc	A	B	C
TS72	Fingerlip Round Head	72	5	7/16	1-1/4	1-1/4
TKN72	Stubby Handle Round Head	72	5	7/16	1-1/4	3-1/4
TN72	Standard Handle Round Head	72	5	7/16	1-1/4	4-1/2
TNF72	Standard Handle Round Swivel Head	72	5	7/16	1-1/4	5-7/16
THNF72*	Soft Grip Round Swivel Head	72	5	7/16	1-1/4	6-7/8
THNFM72	Soft-Grip Round Swivel Bit	72	5	7/16	1-1/4	6-7/8
TZERO	1/4" Drive Standard Gearless Round Head Ratchet	0	1	7/16	1-1/4	4-1/2

*Uses TH936-12 Soft Grip Replacement Handle
ASME®/ANSI® B107.10

Colors Available



ADD SUFFIX TO STOCK NUMBER FOR SPECIAL COLORS.



- Do not immerse sealed ratchet in fluids.
- Frequently inspect, clean, and lubricate all non-sealed ratchet mechanisms with light oil.
- Do not replace worn parts individually; use entire contents of the service kit.
- Do not use "cheater bars" on handles.
- Read Safety Precautions on pages W1-W4

RATCHETS

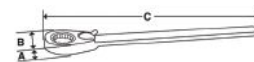


Low-Profile Ratchets (11 mm Internal Hex Drive)

- Square drive design works with low-profile sockets to access restricted clearance areas without loss of strength
- Thin handle cross section allows increased accessibility in tight quarters
- Dual 80® Technology requires less arc to engage the next gear tooth
- Six teeth in contact with gear provide strength and durability



RAT72A



Stock No.	Description	Gear Teeth	Swing Arc	A	B	C
RAT72A	11 mm Internal Hex Low-Profile	72	5	3/8	15/16	4-7/8



GT72FOD



GTL72FOD



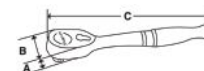
T72FOD



TL72FOD

Foreign Object Damage (FOD) Ratchet (1/4")

- Designed to help prevent foreign object damage in sensitive work environments
- Cover plate and reverse lever permanently affixed to ratchet head with rivets to prevent chance of small parts debris



Stock No.	Description (Chart)	Gear Teeth	Swing Arc	A	B	C
GT72FOD	Industrial Handle Foreign Object Damage	72	5	7/16	15/16	4-11/16
GTL72FOD	Long Industrial Handle Foreign Object Damage	72	5	7/16	15/16	6-1/2
T72FOD	Standard Handle Foreign Object Damage	72	5	7/16	15/16	4-11/16
TL72FOD	Long Handle Foreign Object Damage	72	5	7/16	15/16	6-1/2

ASME®/ANSI® B107.10

Special Application Ratchets

TFY72 1/4" Drive Dual 80® Technology Standard Handle Hi-Lok® Flex-Head Ratchet

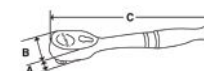
- Flex-Head Hi-Lok® Ratchet
- Snap-on® ratchets are designed to have the lowest profile and work with the shortest swing arc, providing better access to restricted areas
- Dual 80® Ratchet Technology features dual-pawls and a 72 tooth gear providing for more power in less lateral space
- 6 teeth in full contact with gear to provide strength and durability
- A mere 5 degree ratcheting arc
- Sealed head helps keep dirt and other contaminants out of the head mechanism
- For use with standard or Hi-Lok® sockets



TFY72



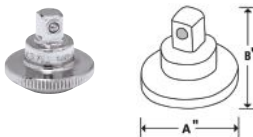
TY72



Stock No.	Description	Gear Teeth	Swing Arc	A	B	C
TFY72	Standard Handle Hi-Lok® Flex Head	72	5	7/16	15/16	6-1/4
TY72	Standard Handle Hi-Lok®	72	5	7/16	15/16	4-5/8

ASME®/ANSI® B107.10

TMS70A



Ratchet Adaptor, Chrome (1/4")

TM77



Ratchet Spinners (1/4")

Stock No.	Description	A	B
TMS70A	Spinner	1	7/8

ASME®/ANSI® B107.10

Stock No.	Description	Gear Teeth	Swing Arc	A	B
TM77	20-Tooth Adaptor	20	18	15/16	1-5/8

ASME®/ANSI® B107.10

BREAKER BARS

Breaker Bars, Chrome (1/4")



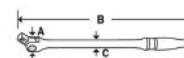
TM9G



TM10G



THBB10



Stock No.	Description	A	B	C
TM9G	1/4" Drive 9"	5/8	9	5/16
TM10G	1/4" Drive 6"	5/8	6	5/16
THBB10*	1/4" Drive 6-1/2" Soft Grip Handle	5/8	6-1/2	5/16

ASME®/ANSI® B107.10

Colors Available



* O G

ADD SUFFIX TO STOCK NUMBER FOR SPECIAL COLORS.

Handled Drivers/Instinct® Handle

- Provides maximum turning power and increased comfort
- Six specially designed curves and flutes provide fingertip control and aid in spinning
- Nickel-chrome plating helps protect against corrosion and makes cleaning easy

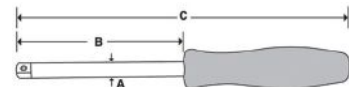
Stock No.	A	B	D
SGT4BR*	5/16	2	6-13/16
SGTL4BR	5/16	3-1/4	8-1/8

SGTL4B features a locking pin for better socket retention.

Colors Available



* ADD SUFFIX TO STOCK NUMBER FOR SPECIAL COLORS.



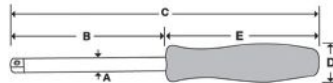
SGT4BR



SGTL4BR



TM40ASA



Handled Driver/Stubby

- Ideal for use as a socket driver in low clearance applications

Stock No.	C	E
TM40ASA	2-1/8	1-3/4



TM4CSA



TM9CSA

**Handled Drivers/
Square Drive Handle**

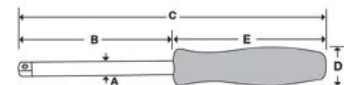
- Internal square drive allows use as an extension with 1/4" drive ratchets

Stock No.	A	B	C
TM4CSA	5/16	2-3/8	6
TM9CSA*	5/16	6-3/8	10

Colors Available



* ADD SUFFIX TO STOCK NUMBER FOR SPECIAL COLORS.



Ratcheting Drivers

- Use with any 1/4" drive socket to create a ratcheting nut driver
- 3-position ratchet mechanism works in forward, reverse or lock out the ratcheting action completely



TMR4



TMRT8

Stock No.	A	B	C	E
TMR4*	5/16	3-7/8	8-31/32	5-3/32
TMRT8	5/16	8	10	2

Colors Available



* ADD SUFFIX TO STOCK NUMBER FOR SPECIAL COLORS.



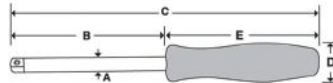
TM62B



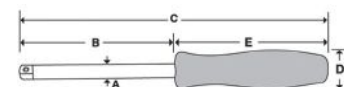
TM63A



TM615



TM615



Flexible Drivers

- For low-torque applications
- Flexible shank allows better access around obstructions

Stock No.	A	B	C
TM615	1/4	15 (381)	18-9/16
TM62B	1/4	2-7/32 (56)	6-3/4
TM63A	1/4	4-21/32 (118)	9-3/16

Carburetor Adjustment Tools

1/4" Drive Standard Handle Extra-Long Flexible Driver

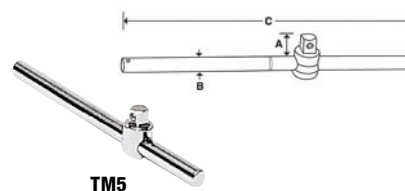

- Designed for carburetor work; this driver can also access recessed distributors
- 1/4" drive at the end of a tough but flexible spring steel shank
- Ideal to access hard-to-reach adjusting screws
- Intended for low-torque applications

Stock No.	A	B	C
TM615	1/4	15 (381)	18-9/16

- Do not disassemble FOD ratchet in workplace.
- Do not use chrome or industrial finish hand tools with power drivers.
- Plastic coated handle does not protect against electric shock.
- Do not immerse sealed ratchet in fluids.
- Do not replace worn parts individually; use entire contents of the service kit.
- Frequently inspect, clean, and lubricate all non-sealed ratchet mechanisms with light oil
- Do not use "cheater bars" on handles. Pull, do not push on handle.
- Read Safety Precautions on pages W1-W4



DRIVE HANDLES



Speeders, Chrome

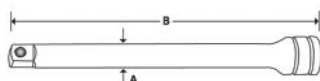
Stock No.	A	B	C	D
TMS4E	5/16	7-1/8	3	16
TMS4EK	5/16	7-1/8	3	15-1/32

Sliding T-Handle, Chrome

- Designed for heavier applications
- For use as a T-handle or offset wrench
- Spring and friction ball holds head in position

Stock No.	A	B	C
TM5	13/16	5/16	4-1/2

EXTENSIONS



106BTMX



TMXK80

Colors Available



ADD SUFFIX TO STOCK NUMBER FOR SPECIAL COLORS.

Knurled Extensions, Chrome

- Chamfered drive ends for easy engagement
- Small diameter shank for maximum accessibility
- Cold formed for robust performance and made from a single piece of steel
- Knurled shaft provides fingertip control
- Includes plastic storage tray

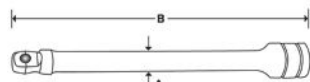
Stock No.	Industrial Stock No.	A	B	Set Contains:	
TMX1*	GTMX1*	5/16	1-1/4	•	•
TMXK2**	GTMX2*	5/16	2	•	•
TMXK3	—	5/16	3		
TMXK4	GTMX4*	5/16	4	•	•
TMXK60**	GTMX60*	5/16	6	•	•
TMXK80**	GTMXK80	5/16	8	•	•
TMXK110	GTMXK110	5/16	11	•	•
TMXK140	GTMX140*	5/16	14		
TMX240*	—	3/8	24		
TMX360*	—	3/8	36		
TA3	—	1/4	3/8		•
TMU8B	—	1/2	1-5/16		•

Set includes storage tray.
 *Set includes foam organizer.
 Industrial finish products not included in the set.

Set Contains:

108TMXAFR*
106BTMX

*Not Knurled
 **ASME®/ANSI® B107.10



106ATMXW

Wobble Extensions, Chrome

- Provides 16° of additional accessibility
- Knurled shanks for easy fingertip turning

Stock No.	A	B	Set Contains:
TMXW1*	5/16	1-1/4	•
TMXWK2*	5/16	2	•
TMXWK3*	5/16	3	
TMXWK4*	5/16	4	•
TMXWK60*	5/16	6	•
TMXWK80*	5/16	8	•
TMXWK110*	5/16	11	•

Set includes storage tray
 *Not knurled

Set Contains:

106ATMXW

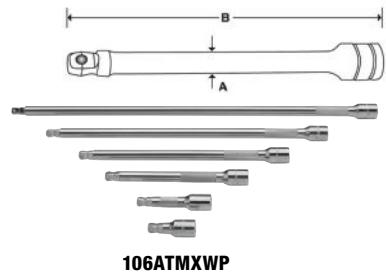
Wobble Plus Extensions, Chrome

- Provides 16° of additional accessibility
- Useable in both wobble and rigid functionality

Set Contains:

Stock No.	A	B	
TMXWP1*	5/16	1-1/4	•
TMXWP2	5/16	2	•
TMXWP4	5/16	4	•
TMXWP6	5/16	6	•
TMXWP8	5/16	8	•
TMXWP11	5/16	11	•

Set includes storage tray
*Not knurled



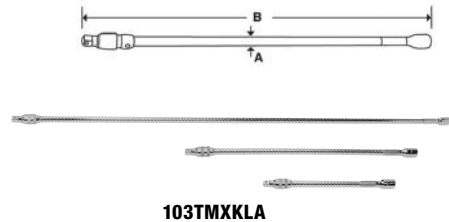
Locking Extensions, Chrome

- Quick-release sleeve releases socket quickly and easily
- Knurling at the drive end provides for easy fingertip turning

Set Contains:

Stock No.	A	B	
TMXKL2	5/16	2	•
TMXKL3	5/16	3	•
TMXKL60A	5/16	6	•
TMXKL110A	5/16	11	•
TMXKL114A	5/16	14	•
TMXKL240A	3/8	24	•

TMXKLK—Extension Repair Kit (for TMXKLP) TXMKLP—Locking Pin



Extension Connectors, Chrome

TZ1 1/4" Drive Extension Connector

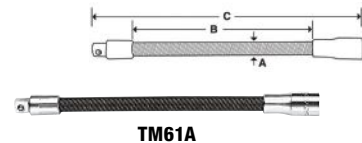
- 1/4" drive extension connector adds versatility to extensions, breaker bars, ratchets and crowfoot wrenches
- Connect one or more tools for a variety of ways to reach limited-access fasteners
- For use in marine, heavy truck, plumbing and manufacturing applications



TZ1

TZ2 2 pc 1/4" Drive Extension Connector Set

- Female and male 90° connectors add versatility to extensions, breaker bars, ratchets and crowfoots when accessing hard-to-reach fasteners



TM61A

Flexible Extension

Stock No.	A	B	C
TM61A	5/16	5 (127)	6

ASME®/ANSI® B107.10

SOCKET/RATCHET ACCESSORIES



TA3

1206GS

Square Drive Adaptors, Chrome (1/4")

Stock No.	Industrial Stock No.	A	B	C	D
—	GFAT1E	3/8	1/4	11/16	1-1/4
TA3	GTA3	1/4	3/8	1/2	15/16

1206GS 6 pc Combination Square Drive Adaptor Set

- Includes 1/4" drive GFAT1E and TA3, 3/8" drive A2A and GSAF1F, and 1/2" drive GLA12B and GLAS1E in a storage tray



103UFTS

Universal Joints, Chrome

TMU8B 1/4" Drive 1-1/8" Friction Ball Universal Joint

- Universal joints help increase access to hard-to-reach fastener applications
- Pins in the universal joint are laser-welded and will not walk out over time

TMUL8 Locking Collar Universal Joint

- Locking pin to ensure better socket retention

Stock No.	A	B
TMUL8	1/2	2-1/4
TMU8B	1/2	1-5/16

103UFTS 3 pc Combination Drive Universal Joint Set

- Includes (1) 1/4" Drive Universal Joint, (1) 3/8" Drive Universal Joint and (1) 1/2" Drive Universal Joint in storage tray



- Do not use adaptors with impact drivers. Do not exceed torque stamped on adaptor.
- Do not use chrome or industrial finish hand tools with impact drivers.
- Read Safety Precautions on pages W1-W4

SOCKET/RATCHET ACCESSORIES



TMXM17

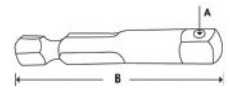


Magnetic Adaptors

Stock No.	A	B	C
TMXM17	7/32	13/32	1-21/32
TMXM114	7/32	9/32	1-17/32



GMB3041

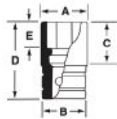


Hex-to-Square Adaptors

Stock No.	A	B
GMB3041	Ball Detent	1
GMB3042	Ball Detent	2
GMB3046	Ball Detent	6

Insert Bit Style, non-impact

FLANK DRIVE® XTRA SOCKETS



112YTMMY

Shallow, mm, Chrome

Set Contains:

112YTMMY
114YTMMY



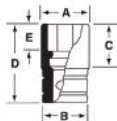
YTMM5



YTMM15

mm	6	A	B	C	D	E	6	6
4	YTMM4	7.1	12.7	13.3	22.2	4.0		•
4.5	YTMM4.5	7.9	12.7	13.3	22.2	4.0		•
5	YTMM5	7.9	12.7	13.3	22.2	4.0	•	•
5.5	YTMM5.5	8.7	12.7	13.3	22.2	4.0	•	•
6	YTMM6	9.5	12.7	13.3	22.2	5.6	•	•
7	YTMM7	11.1	12.7	13.3	22.2	5.6	•	•
8	YTMM8	11.9	12.7	13.3	22.2	6.4	•	•
9	YTMM9	12.7	12.7	13.3	22.2	7.1	•	•
10	YTMM10	14.3	14.3	12.7	22.2	7.1	•	•
11	YTMM11	15.9	15.9	12.5	22.2	8.7	•	•
12	YTMM12	16.7	16.7	12.8	22.2	8.7	•	•
13	YTMM13	18.3	18.3	12.3	22.2	8.7	•	•
14	YTMM14	19.1	19.1	13.5	23.0	10.3	•	•
15	YTMM15	20.6	20.6	13.2	23.0	8.7	•	•
16	YTMM16	21.4	21.4	14.8	25.4	9.5		

Sets shown include magnetic storage tray



110YTM Y

Shallow, Inches, Chrome

Set Contains:

110YTM Y
113YTM Y



YTM04



YTM14

II	6	A	B	C	D	E	6	6
1/8	YTM04	1/4	1/2	1/2	7/8	1/8		•
5/32	YTM05	9/32	1/2	1/2	7/8	5/32		•
3/16	YTM6	5/16	1/2	1/2	7/8	5/32	•	•
7/32	YTM7	11/32	1/2	1/2	7/8	5/32	•	•
1/4	YTM8	3/8	1/2	1/2	7/8	7/32	•	•
9/32	YTM9	7/16	1/2	1/2	7/8	7/32	•	•
5/16	YTM10	15/32	1/2	1/2	7/8	1/4	•	•
11/32	YTM11	1/2	1/2	1/2	7/8	9/32	•	•
3/8	YTM12	9/16	9/16	1/2	7/8	9/32	•	•
7/16	YTM14	5/8	5/8	15/32	7/8	11/32	•	•
1/2	YTM16	11/16	11/16	15/32	7/8	11/32	•	•
9/16	YTM18	3/4	3/4	1/2	29/32	13/32	•	•
5/8	YTM20	27/32	27/32	17/32	1	3/8		•

Sets shown include magnetic storage tray

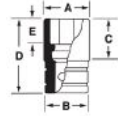


Semi-Deep, mm, Chrome

112YTMSY

Set Contains:

112YTMSY



mm	6	A	B	C	D	E	6
4	YTMS4	7.1	12.7	22.9	31.8	4.0	
4.5	YTMS4.5	7.9	12.7	22.9	31.8	4.0	
5	YTMS5	7.9	12.7	22.9	31.8	4.8	•
5.5	YTMS5.5	8.7	12.7	22.9	31.8	4.8	•
6	YTMS6	9.5	12.7	22.9	31.8	5.6	•
7	YTMS7	11.1	12.7	22.9	31.8	5.6	•
8	YTMS8	11.9	12.7	22.9	31.8	6.4	•
9	YTMS9	12.7	11.9	22.9	31.8	7.1	•
10	YTMS10	14.3	13.5	18.5	31.8	7.1	•
11	YTMS11	15.9	15.1	18.3	31.8	8.7	•
12	YTMS12	16.7	15.9	18.1	31.8	8.7	•
13	YTMS13	18.3	17.5	18.1	31.8	8.7	•
14	YTMS14	19.1	18.3	17.9	31.8	9.5	•
15	YTMS15	20.6	19.8	18.1	31.8	9.5	•

Sets shown include magnetic storage tray



YTMS4



YTMS15

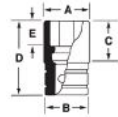


Semi-Deep, Inches, Chrome

110YTMSY

Set Contains:

110YTMSY



11	6	A	B	C	D	E	6
1/8	YTMS04	1/4	1/2	7/8	1-1/4	5/32	
5/32	YTMS05	9/32	1/2	7/8	1-1/4	5/32	
3/16	YTMS6	5/16	1/2	7/8	1-1/4	3/16	•
7/32	YTMS7	11/32	1/2	7/8	1-1/4	3/16	•
1/4	YTMS8	3/8	1/2	7/8	1-1/4	7/32	•
9/32	YTMS9	7/16	1/2	7/8	1-1/4	7/32	•
5/16	YTMS10	15/32	1/2	7/8	1-1/4	1/4	•
11/32	YTMS11	1/2	15/32	7/8	1-1/4	9/32	•
3/8	YTMS12	9/16	17/32	23/32	1-1/4	9/32	•
7/16	YTMS14	5/8	19/32	23/32	1-1/4	11/32	•
1/2	YTMS16	11/16	21/32	11/16	1-1/4	11/32	•
9/16	YTMS18	3/4	23/32	11/16	1-1/4	3/8	•
5/8	YTMS20	27/32	13/16	21/32	1-1/4	13/32	

Sets shown include magnetic storage tray



YTMS10

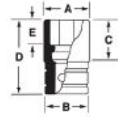


Deep, mm, Chrome

112YSTMMY

Set Contains:

112YSTMMY



mm	6	A	B	C	D	E	6	6
4	YSTMM4	7.1	12.7	41.9	50.8	4.0		•
4.5	YSTMM4.5	7.9	12.7	41.9	50.8	4.0		•
5	YSTMM5	7.9	12.7	41.9	50.8	4.8	•	•
5.5	YSTMM5.5	8.7	12.7	41.9	50.8	4.8	•	•
6	YSTMM6	9.5	12.7	41.9	50.8	5.6	•	•
7	YSTMM7	11.1	12.7	41.9	50.8	5.6	•	•
8	YSTMM8	11.9	12.7	41.9	50.8	6.4	•	•
9	YSTMM9	12.7	12.7	41.9	50.8	7.1	•	•
10	YSTMM10	14.3	14.3	37.6	50.8	7.1	•	•
11	YSTMM11	15.9	15.9	37.3	50.8	8.7	•	•
12	YSTMM12	16.7	16.7	37.2	50.8	8.7	•	•
13	YSTMM13	18.3	18.3	37.2	50.8	8.7	•	•
14	YSTMM14	19.1	19.1	37.0	50.8	10.3	•	•
15	YSTMM15	20.6	20.6	37.2	50.8	8.7	•	•

Sets shown include magnetic storage tray

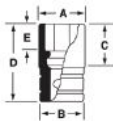


YSTMM15



- Do not use chrome or industrial finish hand tools with power drivers or impact drivers.
- Read Safety Precautions on pages W1-W4

FLANK DRIVE® XTRA SOCKETS



Deep, Inches, Chrome

110YSTMY

Set Contains:

110YSTMY
113YSTMY

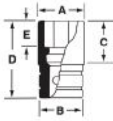


YSTM18

		A	B	C	D	E		
1/8	YSTM04	1/4	1/2	1-5/8	2	5/32		•
5/32	YSTM05	9/32	1/2	1-5/8	2	5/32		•
3/16	YSTM6	5/16	1/2	1-5/8	2	3/16	•	•
7/32	YSTM7	11/32	1/2	1-5/8	2	3/16	•	•
1/4	YSTM8	3/8	1/2	1-5/8	2	7/32	•	•
9/32	YSTM9	7/16	1/2	1-5/8	2	7/32	•	•
5/16	YSTM10	15/32	1/2	1-5/8	2	1/4	•	•
11/32	YSTM11	1/2	1/2	1-5/8	2	9/32	•	•
3/8	YSTM12	9/16	9/16	1-15/32	2	9/32	•	•
7/16	YSTM14	5/8	5/8	1-15/32	2	11/32	•	•
1/2	YSTM16	11/16	11/16	1-7/16	2	11/32	•	•
9/16	YSTM18	3/4	3/4	1-7/16	2	13/32	•	•
5/8	YSTM20	27/32	13/16	1-7/16	2	13/32	•	•

Set includes magnetic storage tray

FLANK DRIVE® SOCKETS



Shallow, mm, Chrome

111TMMDY

Set Contains:

111TMMDY**
113TMMDY**

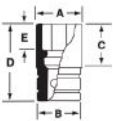


TMMD14

mm			A	B	C	D	E		
4	TMM4*	TMMD4*	7.1	12.7	13.3	22.2	4.0		
4.5	TMM4.5*	TMMD4.5*	7.9	12.7	13.3	22.2	4.0		
5	TMM5*	TMMD5*	7.9	12.7	13.3	22.2	4.0	•	•
5.5	TMM5.5	TMMD5.5	8.7	12.7	13.3	22.2	4.0	•	•
6	TMM6	TMMD6	9.5	12.7	13.3	22.2	5.6	•	•
7	TMM7	TMMD7	11.1	12.7	13.3	22.2	5.6	•	•
8	TMM8	TMMD8	11.9	12.7	13.3	22.2	6.4	•	•
9	TMM9	TMMD9	12.7	11.9	13.3	22.2	7.1	•	•
10	TMM10	TMMD10	14.3	13.5	12.7	22.2	7.1	•	•
11	TMM11	TMMD11	15.9	15.1	12.5	22.2	8.7	•	•
12	TMM12	TMMD12	16.7	15.9	12.8	22.2	8.7	•	•
13	TMM13	TMMD13	18.3	17.5	12.3	22.2	8.7	•	•
14	TMM14	TMMD14	19.1	18.3	13.5	23.0	10.3	•	•
15	TMM15	TMMD15	20.6	19.8	13.2	23.0	8.7	•	•
16	TMM16	—	21.4	20.6	14.8	25.4	9.5		

**Sets shown include magnetic storage tray

ASME® B107.5
*Conventional hex



Shallow, Inches, Chrome

110TMDY

Set Contains:

110TMDY**
113TMDY**



TM16



GTMD18

					A	B	C	D	E			
1/8	TM04*	TMD04*	—	—	1/4	1/2	1/2	7/8	1/8			•
5/32	TM05*	TMD05	—	—	9/32	1/2	1/2	7/8	5/32			•
3/16	TM6*	TMD6*	GTM6*	GTMD6*	9/32	15/32	1/2	7/8	5/32	•	•	•
7/32	TM7*	TMD7*	GTM7*	GTMD7*	11/32	15/32	1/2	7/8	3/16	•	•	•
1/4	TM8	TMD8	GTM8	GTMD8	3/8	15/32	1/2	7/8	7/32	•	•	•
9/32	TM9	TMD9	GTM9	GTMD9	13/32	15/32	1/2	7/8	1/4	•	•	•
5/16	TM10	TMD10	GTM10	GTMD10	15/32	15/32	1/2	7/8	9/32	•	•	•
11/32	TM11	TMD11	GTM11	GTMD11	1/2	15/32	5/16	7/8	9/32	•	•	•
3/8	TM12	TMD12	GTM12	GTMD12	17/32	1/2	1/2	7/8	9/32	•	•	•
7/16	TM14	TMD14	GTM14	GTMD14	19/32	9/16	1/2	7/8	3/8	•	•	•
1/2	TM16	TMD16	GTM16	GTMD16	11/16	21/32	1/2	7/8	3/8	•	•	•
9/16	TM18	TMD18	—	GTMD18	25/32	23/32	1/2	29/32	3/8	•	•	•
5/8	TM20	TMD20	—	—	27/32	13/16	17/32	31/32	3/8			•

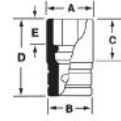
**Sets shown include magnetic storage tray

ASME® B107.1
*Conventional hex

Semi-Deep, mm, Chrome



Set Contains:
112TMMSY
112TMMDSY



mm	6	12	A	B	C	D	E	6	12
4	TMMS4*	TMMDS4*	7.1	12.7	22.9	31.8	4.0		
4.5	TMMS4.5*	TMMDS4.5*	7.9	12.7	22.9	31.8	4.0		
5	TMMS5*	TMMDS5*	7.9	12.7	22.9	31.8	4.8	•	•
5.5	TMMS5.5*	TMMDS5.5*	8.7	12.7	22.9	31.8	4.8	•	•
6	TMMS6	TMMDS6	9.5	12.7	22.9	31.8	5.6	•	•
7	TMMS7	TMMDS7	11.1	12.7	22.9	31.8	5.6	•	•
8	TMMS8	TMMDS8	11.9	12.7	22.9	31.8	6.4	•	•
9	TMMS9	TMMDS9	12.7	11.9	22.9	31.8	7.1	•	•
10	TMMS10	TMMDS10	14.3	13.5	18.5	31.8	7.1	•	•
11	TMMS11	TMMDS11	15.9	15.1	18.3	31.8	8.7	•	•
12	TMMS12	TMMDS12	16.7	15.9	18.1	31.8	8.7	•	•
13	TMMS13	TMMDS13	18.3	17.5	18.1	31.8	8.7	•	•
14	TMMS14	TMMDS14	19.1	18.3	17.9	31.8	9.5	•	•
15	TMMS15	TMMDS15	20.6	19.8	18.1	31.8	9.5	•	•



TMMDS14

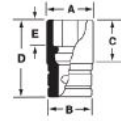
Sets shown include magnetic storage tray
ANSI/ASME® B107.5

*Conventional hex

Semi-Deep, Inches, Chrome



Set Contains:
110TMSY
110TMSDY



	6	12	A	B	C	D	E	6	12
1/8	TMS04*	TMDS04*	15/32	15/32	23/32	1-1/4	9/32		
5/32	TMS05*	TMDS05*	15/32	15/32	23/32	1-1/4	9/32		
3/16	TMS6*	TMDS6*	5/16	15/32	29/32	1-1/4	7/32	•	•
7/32	TMS7*	TMDS7*	11/32	15/32	29/32	1-1/4	7/32	•	•
1/4	TMS8	TMDS8	3/8	15/32	29/32	1-1/4	1/4	•	•
9/32	TMS9	TMDS9	13/32	15/32	23/32	1-1/4	1/4	•	•
5/16	TMS10	TMDS10	15/32	15/32	23/32	1-1/4	9/32	•	•
11/32	TMS11	TMDS11	1/2	15/32	23/32	1-1/4	5/16	•	•
3/8	TMS12	TMDS12	9/16	1/2	23/32	1-1/4	5/16	•	•
7/16	TMS14	TMDS14	5/8	19/32	23/32	1-1/4	3/8	•	•
1/2	TMS16	TMDS16	11/16	21/32	23/32	1-1/4	3/8	•	•
9/16	TMS18	TMDS18	3/4	23/32	23/32	1-1/4	3/8	•	•
5/8	TMS20	TMDS20	15/32	15/32	23/32	1-1/4	9/32		



TMDS14

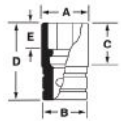
Sets shown include magnetic storage tray
ASME® B107.1

Conventional Hex

Deep, mm, Chrome



Set Contains:
112STMMY
112STMMDY



mm	6	12	A	B	C	D	E	6	12
4	STMM4*	STMMD4*	7.1	12.7	41.9	50.8	4.0		
4.5	STMM4.5*	STMMD4.5*	7.9	12.7	41.9	50.8	4.0		
5	STMM5*	STMMD5*	7.9	12.7	41.9	50.8	4.8	•	•
5.5	STMM5.5*	STMMD5.5*	8.7	12.7	41.9	50.8	4.8	•	•
6	STMM6	STMMD6	9.5	12.7	41.9	50.8	5.6	•	•
7	STMM7	STMMD7	11.1	12.7	41.9	50.8	5.6	•	•
8	STMM8	STMMD8	11.9	12.7	41.9	50.8	6.4	•	•
9	STMM9	STMMD9	12.7	11.9	41.9	50.8	7.1	•	•
10	STMM10	STMMD10	14.3	13.5	37.6	50.8	7.1	•	•
11	STMM11	STMMD11	15.9	15.1	37.3	50.8	8.7	•	•
12	STMM12	STMMD12	16.7	15.9	37.2	50.8	8.7	•	•
13	STMM13	STMMD13	18.3	17.5	37.2	50.8	9.4	•	•
14	STMM14	STMMD14	19.1	18.3	37.0	50.8	10.3	•	•
15	STMM15	STMMD15	20.6	19.8	37.2	50.8	8.7	•	•



STMMD14

Sets shown include magnetic storage tray
ANSI/ASME® B107.5

*Conventional hex



- Do not use chrome or industrial finish hand tools with power drivers or impact drivers.
- Read Safety Precautions on pages W1-W4

FLANK DRIVE® SOCKETS



Deep, Inches, Chrome



110STMY

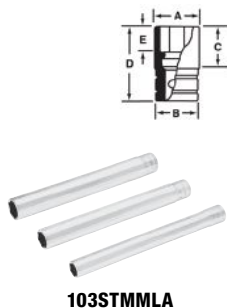
Set Contains:

110STMY
110STMDY

	6	12	6	12	A	B	C	D	E	6	12
1/8	STM04*	STMD04*	—	—	1/4	1/2	1-5/8	2	5/32		
5/32	STM05*	STMD05*	—	—	9/32	1/2	1-5/8	2	5/32		
3/16	STM6*	STMD6*	GSTM6*	GSTMD6*	5/16	1/2	1-5/8	2	3/16	•	•
7/32	STM7*	STMD7*	GSTM7*	GSTMD7*	11/32	1/2	1-5/8	2	3/16	•	•
1/4	STM8	STMD8	GSTM8	GSTMD8	3/8	1/2	1-5/8	2	7/32	•	•
9/32	STM9	STMD9	GSTM9	GSTMD9**	7/16	1/2	1-5/8	2	7/32	•	•
5/16	STM10	STMD10	GSTM10	GSTMD10**	15/32	1/2	1-5/8	2	1/4	•	•
11/32	STM11	STMD11	GSTM11	GSTMD11	1/2	15/32	1-5/8	2	9/32	•	•
3/8	STM12	STMD12	GSTM12	GSTMD12	9/16	17/32	1-15/32	2	9/32	•	•
7/16	STM14	STMD14	GSTM14	GSTMD14	5/8	19/32	1-15/32	2	11/32	•	•
1/2	STM16	STMD16	GSTM16	GSTMD16	11/16	21/32	1-7/16	2	11/32	•	•
9/16	STM18	STMD18	—	GSTMD18	3/4	23/32	1-7/16	2	13/32	•	•
5/8	STM20A	STMD20	—	—	27/32	13/16	1-7/16	2	13/32		

Sets shown include magnetic storage tray
*Conventional hex

ASME® B107.1
**Features a larger bolt clearance diameter for servicing aerospace fasteners



Long, mm, Chrome

Set Contains:

109STMM
103STMMMLA

mm	6	A	B	C	D	E	6	6
7	STMM7A	10.5	12.1	101.6	114.3	6.1	•	
8	STMM8A	11.4	12.1	101.6	114.3	6.9	•	•
9	STMM9A	12.6	11.4	101.6	114.3	7.4	•	•
10	STMM10A	13.9	13.2	101.6	114.3	7.4	•	•
11	STMM11A	15.3	14.6	101.6	114.3	9.1	•	
12	STMM12A	16.4	15.6	101.6	114.3	9.1	•	
13	STMM13A	18.0	17.2	101.6	114.3	9.1	•	
14	STMM14A	18.7	17.9	101.6	114.3	10.7	•	
15	STMM15A	20.3	19.6	101.6	114.3	9.7	•	

Application:

For bumper cover bolts found on most European, Asian and US vehicles.

Shallow/Deep Sets, Inches, Chrome (1/4")

120STTM 20 pc 1/4" Drive 6-Point SAE Flank Drive® Shallow/Deep Socket Set

- Includes TM6–TM18 shallow sockets and STM6–STM18 deep sockets in magnetic storage tray
- Snap-on® sockets using the Flank Drive® wrenching system grip the fastener on the flanks/flats which deliver 15–25% more turning power
- Nickel-chrome alloy finish resists against rust and corrosion

- Manufactured from the highest quality proprietary steel, providing optimum strength and durability
- 6-point configuration and Flank Drive® wrenching system

124STTMM 24 pc 1/4" Drive 6-Point Metric Flank Drive® Shallow/Deep Socket Set

- Includes TMM5–TMM16 shallow and STTMM5–STTMM15 deep sockets (5–15 mm) in magnetic storage tray



120STTM



124STTMM

Master Foam Sets, Chrome (1/4")

142STMMSYFR1* 42 pc 1/4" Drive Metric Flank Drive® Socket Foam Set

- Includes TM04–TM20 shallow sockets; TMS04–TMS20 semi-deep sockets and STM04–STM20 deep sockets in a foam organizer
- Manufactured from the highest quality proprietary steel, providing optimum strength and durability
- 6-point configuration and Flank Drive® wrenching system
- Snap-on® sockets using the Flank Drive® wrenching system grip the fastener on the flanks/flats which deliver 15–25% more turning power

- Chrome/nickel-alloy finish resists against rust and corrosion
- Designed for maximum tool concentration on the smallest possible footprint
- Modular foam trays can be reconfigured in drawer to accommodate new tools sets
- Closed cell cross-linked foam for superior performance and durability—resists oils, solvents and fuels and is easy to clean
- Contrasting colors provide visual control and eliminate time spent searching for missing tools
- Protects your investment and increases productivity



142STMMSYFR1



139STMSYFR1

Colors Available



* R1 O1 G1
ADD SUFFIX TO STOCK NUMBER FOR SPECIAL COLORS.



Low-Profile Socket Sets, mm

mm	110RTSMA		Set Contains:					110RTSMA			112RTSMA			112RTMA			
	6	12	A	B	C	D	E	6	6	12	6	6	12	6	6	12	
5	RTSM5	RTM5	7.7	12.1	7.7	17.7	2.2	•	•	•							
5.5	RTSM5.5	RTM5.5	8.3	12.1	7.7	17.7	2.6	•	•	•							
6	RTSM6	RTM6	9.3	12.1	7.7	17.7	2.7	•	•	•							
7	RTSM7	RTM7	10.5	12.1	7.7	17.7	2.8	•	•	•							
8	RTSM8	RTM8	11.5	12.1	7.7	17.7	3.6	•	•	•							
9	RTSM9	RTM9	12.7	12.1	7.7	17.7	3.9	•	•	•							
10	RTSM10	RTM10	14.0	12.1	9.4	19.0	4.7	•	•	•							
11	RTSM11	RTM11	15.4	12.1	6.2	17.3	4.5	•	•	•							
12	RTSM12	RTM12	16.5	12.1	6.1	17.8	4.9	•	•	•							
13	RTSM13	RTM13	17.6	12.1	5.9	18.1	5.1	•	•	•							
14	RTSM14	—	18.7	12.1	6.4	19.3	5.8										
15	RTSM15	—	20.3	12.1	6.3	20.3	6.4										
—	—	RTMBS8	15/32	15/32	—	17/32	7/16				•	•					
—	—	RAT72A	11 mm Internal Hex Low-Profile									•	•				

Sets include storage tray

RAT72A 1/4" Drive Dual 80° Technology 11 mm Internal Hex Low-Profile Ratchet

- Special low-profile square drive design works with low-profile sockets to access restricted clearance areas with no loss of strength
- Dual 80° Technology requires less arc to engage the next gear tooth to provide extra access in confined areas

RTMBS8 Low-Profile Magnetic 1/4" Shank Bit Holder

- Magnetic Bit Holder for the Low-Profile RAT72A Ratcheting Wrench
- Holds any 1/4" shank bit: SAE and metric hex bits, TORX®, and ball TORX®, PHILLIPS® and straight bits
- Fits in any 11 mm ratcheting wrench



Low-Profile Socket Sets, Inches

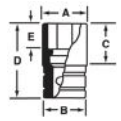
11	110RT		Set Contains:					110RT		112RTA	
	12	A	B	C	D	E	12	12			
3/16	RT61	5/16	15/32	11/32	25/32	3/32	•	•			
7/32	RT71	11/32	15/32	3/8	13/16	3/32	•	•			
1/4	RT81	3/8	15/32	5/16	3/4	1/8	•	•			
9/32	RT91	13/32	15/32	5/16	3/4	1/8	•	•			
5/16	RT101	15/32	15/32	5/16	3/4	5/32	•	•			
11/32	RT111	1/2	15/32	13/32	9/32	3/16	•	•			
3/8	RT121	17/32	15/32	9/32	11/16	3/16	•	•			
7/16	RT141	19/32	15/32	1/4	11/16	3/16	•	•			
1/2	RT161	11/16	15/32	7/32	23/32	7/32	•	•			
9/16	RT181	3/4	15/32	1/4	3/4	1/4	•	•			
—	RTMBS8	15/32	15/32	—	17/32	7/16		•			
—	RAT72A	11 mm Internal Hex Low-Profile							•		

Sets include storage tray

Essential Socket Sets

108ES10MMY 8 pc 1/4" Drive Essential 10 mm Socket Set

- The innovative Flank Drive® Wrenching System provides flat-to-flat contact for up to 20% more turning power
- The Flank Drive® Xtra wrenching system grips fasteners with the angled contour of the socket wall—delivering higher strength and up to 50% more turning power on damaged fasteners
- Welded pivot pin reinforces socket wall and allows full 30° of uninterrupted, smooth action for efficient power transfer at any angle with no loss in torque output
- Manufactured from the highest quality proprietary steel, providing optimum strength and durability
- Includes: TMM10, STMM10, YTMM10, TMUSM10A, SIMTMM10, IMTMM1, TMMD10, and IPTMM10A in a magnetic storage tray



- Do not use chrome or industrial finish hand tools with power drivers or impact drivers.
- Frequently inspect, clean, and lubricate all non-sealed ratchet mechanisms with light oil.
- Do not replace worn parts individually; use entire contents of the service kit.
- Do not use bits with impact driver.
- Read Safety Precautions on pages W1-W4

FLANK DRIVE® LOW-PROFILE SOCKETS



SDMS17

Stubby Bits and Bit Holder for Low-Profile Ratchets

Set Contains:

SDMS17



SDMS10

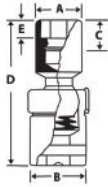


SDMS10

Type (chart)	Stock No.	Size	
Flat Tip	SDMS213	1/4"	•
PHILLIPS®	SDMS221R	#2	•
Metric Hex	SDMSM3	3 mm	•
	SDMSM4	4 mm	•
	SDMSM5	5 mm	•
	SDMSM6	6 mm	•
	SDMSM8	8 mm	•
	Inch Hex	SDMS8	1/8"
SDMS9		9/64	•
SDMS10		5/32"	•
SDMS12		3/16"	•
SDMS16		1/4"	•
TORX®		SDMST15	T15
	SDMST20	T20	•
	SDMST25	T25	•
	SDMST27	T27	•
	SDMST30	T30	•

Set includes storage tray

FLANK DRIVE® UNIVERSAL SOCKETS



TMUM8A

Shallow Universal, mm, Chrome



111TMUSMA

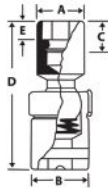
Set Contains:

111TMUSMA

106TMUSMA

mm	6	12	A	B	C	D	E	6	6
5	TMUSM5A	TMUM5A	8.3	12.7	7.9	28.6	3.2		
5.5	TMUSM5.5A		8.5	12.7	—	29.2	3.6	•	
6	TMUSM6A	TMUM6A	9.6	12.7	7.9	29.7	3.8	•	
7	TMUSM7A	TMUM7A	10.7	12.7	10.3	30.5	4.3	•	
8	TMUSM8A	TMUM8A	11.8	12.7	10.3	30.5	4.8	•	•
9	TMUSM9A	TMUM9A	12.7	12.7	11.1	31.2	4.8	•	•
10	TMUSM10A	TMUM10A	14.0	12.7	11.9	32.5	5.8	•	•
11	TMUSM11A		15.4	12.7	—	33.0	6.6	•	
12	TMUSM12A	TMUM12A	16.5	12.7	14.3	34.5	6.9	•	•
13	TMUSM13A	TMUM13A	17.3	12.7	16.3	36.8	7.6	•	•
14	TMUSM14A		19.1	12.7	19.1	38.9	8.3	•	•
15	TMUSM15A		20.6	12.7	21.4	41.3	8.7	•	•

Sets include storage tray



TMU161A



GTMU141A

Shallow Universal, Inches, Chrome



106TMUSA

Set Contains:

106TMUSA

106TMUA

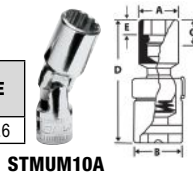
	6	12	12	A	B	C	D	E	6	12
3/16	—	TMU61A*	—	5/16	1/2	25/64	1-1/4	15/64		
7/32	—	TMU71A*	GTMU71A*	11/32	1/2	25/64	1-1/4	15/64		
1/4	TMUS81A	TMU81B	—	25/64	1/2	25/64	1-1/4	7/32	•	•
9/32	—	TMU91A	—	27/64	1/2	33/64	1 9/32	17/64		
5/16	TMUS101A	TMU101A	—	15/32	1/2	35/64	1-5/16	17/64	•	•
11/32	—	TMU111A	—	1/2	1/2	9/16	1-11/32	17/64		
3/8	TMUS121A	TMU121A	—	9/16	1/2	39/64	1-3/8	17/64	•	•
7/16	TMUS141A	TMU141A	GTMU141A	39/64	1/2	41/64	1-7/16	21/64	•	•
1/2	TMUS161A	TMU161A	—	11/16	1/2	23/32	1-1/2	21/64	•	•
9/16	TMUS181A	TMU181A	—	3/4	1/2	3/4	1-17/32	7/32	•	•

Sets include storage tray
*Conventional hex.

FLANK DRIVE® UNIVERSAL SOCKETS

Deep Universal, mm, Chrome

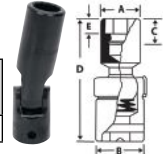
mm	12	A	B	C	D	E
10	STMUM10A	14.3	12.7	21.0	40.5	5.6



STMUM10A

Deep Universal, Inches, Industrial

11	12	A	B	C	D	E
5/16	GSTMU101A	1/2	1/2	21/32	1-25/32	17/64

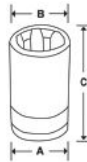


GSTMU101A

TORX® SOCKETS



213AFLEY



Shallow TORX®, Chrome

#	Stock No.	A	B	C
E4	TLE40A	7/16	7/8	17/64
E5	TLE50A	7/16	7/8	19/64
E6	TLE60A	7/16	7/8	21/64
E7	TLE70A	7/16	7/8	23/64
E8	TLE80A	7/16	7/8	27/64
E10	TLE100A	1/2	7/8	7/16
E12	TLE120A	35/64	35/64	7/8

Sets shown include magnetic storage tray

210AFLEY 10 pc Combination Drive TORX® Shallow Socket Set

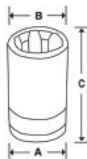
- Includes (10) sockets—1/4" drive (E4–E8) and 3/8" drive (E10–E18)
- Nickel-chrome plating helps protect against corrosion and makes it easy to wipe clean
- Manufactured from special alloy steel and treated for optimum strength and durability
- Use of a standard TORX® bit socket on a TORX Plus® fastener may result in a rounded out fastener head or damaged bit socket

213AFLEY 13 pc Combination Drive TORX® Shallow Socket Set

- Includes (6) 1/4" drive (E4–E10), (3) 3/8" drive (E11–E14) and (4) 1/2" drive (E16–E24) TORX® shallow sockets in a magnetic storage tray



STLE70



Deep TORX®, Chrome

#	Stock No.	A	B	C
E4	STLE40	31/64	9/32	2
E5	STLE50	31/64	5/16	2
E6	STLE60	31/64	21/64	2
E7	STLE70	31/64	3/8	2
E8	STLE80	31/64	13/32	2
E10	STLE100	31/64	7/16	2

STLE70 1/4" Drive TORX® E7 Deep Socket

- Manufactured from special alloy steel, precision forged and heat treated for optimum strength and durability
- Nickel-chrome plating helps protect against corrosion and makes it easy to wipe clean
- For removing and installing vacuum pumps on BMW® N63 V8 engines without removing the catalytic converter, saving technician an average of two hours

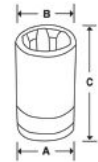
Low-Profile Inverted TORX®, Chrome

#	Stock No.	A	B	C	Set Contains:
E4	RTLE40	12.1	6.7	16.5	•
E5	RTLE50	12.1	7.7	16.5	•
E6	RTLE60	12.1	8.4	16.5	•
E7	RTLE70	12.1	9.3	16.5	•
E8	RTLE80	12.1	10.5	16.6	•
E10	RTLE100	12.1	12.1	17.4	•

Set includes storage tray



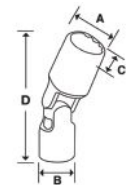
106RTLE



106RTLE



TSE120



Universal TORX®, Chrome

#	Stock No.	A	B	C	D	E
E8	TSE80	27/64	1/2	43/64	1-9/32	1/4
E10	TSE100	1/2	1/2	1/2	1-11/32	17/64
E12	TSE120	9/16	1/2	39/64	1-3/8	17/64

TSE80 1/4" Drive TORX® E8 Universal Socket

- Applications include Mercedes-Benz® turbo chargers, crankshaft position sensor, sensors and intake bolts, bell housing bolts and ignitions switch
- Manufactured from special alloy steel
- Precision forged and heat-treated for optimum strength and durability

TSE100 1/4" Drive TORX® E10 Universal Socket

TSE120 1/4" Drive TORX® E12 Universal Socket

- Applications include Mercedes-Benz® oil pan bolts, interior and engine fasteners, water pumps, power steering pumps and engine covers on newer models



- Do not use chrome or industrial finish tools with power drivers or impact drivers.
- Do not use bits with impact driver.
- Read Safety Precautions on pages W1–W4

FLANK DRIVE® HIGH-PERFORMANCE SOCKETS



TDHU81B

Universal, Inches, Chrome (1/4")

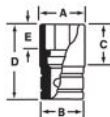
Chrome tools comply with Military Spec. MS-33787 and MIL-W-8982. (Industrial finish tools comply with performance specifications and differ only in finish.) The unique spline wrenching configuration can also be used on ordinary 6 and 12 point fasteners with an advantage similar to the Snap-on® Flank Drive® wrenching system.

		A	B	C	D	E
3/8	TDHU81B	13/32	1/2	3/8	1-7/32	1/4
5/16	TDHU121B	17/32	1/2	7/16	1-7/16	5/16
1/4	TDHU101B	15/32	1/2	1/2	1-11/32	1/4

SPLINE SOCKETS



TES10B



Shallow, Inches, Chrome (1/4")

Snap-on® spline wrenching tools have been developed to service high-tensile strength spline nuts and bolts widely used on both military and commercial aircraft. Precise, radial spline teeth engage the fastener teeth over a wider area to minimize stress, and allow application of high torque to reduce risk of damage to the fastener or to the tool. Chrome tools comply with Military Spec. MS-33787 and MIL-W-8982. The unique spline wrenching configuration can also be used on ordinary 6- and 12-point fasteners with an advantage similar to the Snap-on® Flank Drive® wrenching system.



209TFES

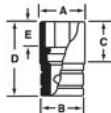
		A	B	C	D	E
#7 (7/32)	TES7B	11/32	7/16	15/32	15/16	7/32
#8 (1/4)	TES8B	3/8	7/16	15/32	15/16	9/32
#9 (9/32)	TES9B	7/16	7/16	—	15/16	—
#10 (5/16)	TES10B	15/32	15/32	—	15/16	11/32
#12 (3/8)	TES12B	35/64	35/64	19/32	59/64	23/64
#14 (7/16")	TES14B	5/8	39/64	23/32	1-3/64	7/16

209TFES 9 pc Combination Drive SAE Shallow Spline Socket Set

- Includes 1/4" drive TES7B–TES10B and 3/8" drive FES120B–FES200B Shallow Spline Sockets (9 pc) (#7–20, 7/32–5/8") in magnetic socket tray



207TFEL



Deep, Inches, Chrome (1/4")

		A	B	C	D	E
#7 (7/32)	TEL7B	11/32	7/16	1-17/32	2	7/32
#8 (1/4)	TEL8B	3/8	7/16	1-17/32	2	9/32
#10 (5/16)	TEL10B	15/32	15/32	1-17/32	2	11/32

207TFEL 7 pc Combination Drive SAE Deep Spline Socket Set

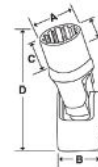
- Includes 1/4" drive TEL7B–TEL10B and 3/8" drive FEL120B–FEL200B Deep Spline Sockets (7 pc) (#7–20, 7/32–5/8") in magnetic socket tray



TESU8B



TESU10B



Shallow Universal, Inches, Chrome (1/4")

		A	B	C	D	E
1/4	TESU8B	3/8	1/2	13/32	1-7/32	7/32
5/16	TESU10B	15/32	1/2	1/2	1-11/32	9/32



TELM8B



Deep, Metric, Chrome (1/4")

		A	B	C	D	Dimension E, Opening Depth, mm
#7 (7/32)	TELM7B	10.4	10.9	36.3	50.8	7.3
#8 (1/4)	TELM8B	11.7	11.7	36.3	50.8	8.8
#10 (5/16)	TELM10B	11.7	11.7	36.3	50.8	8.8



TTA35

Torque Adaptor

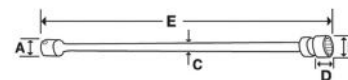
TTA35 1/4" Drive Female/Male Torque Adaptor

- 3.5" long, center to center

Swivel Ball Extension Sockets, mm, Industrial

1/4" Drive 6-Point Metric 7 mm Swivel Ball Extension Power Socket

- Great for difficult-to-access-areas where the use of one tool works better than three (socket, swivel, and extension)
- 30° uninterrupted swivel action means greater accessibility in tight quarters, allowing easier, faster removal of stubborn fasteners and time savings
- Laser welded pivot pin allows smooth, full 30° swivel action for efficient power transfer at any angle with no loss in torque output, prolonging the life of the socket



PTSXM608

mm	6	A	B	C	D	E
7	PTSXM607A	12.19	11.38	8.25	13.28	135.89
8	PTSXM608	12.19	11.38	8.25	12.95	138.17



106FLIPSET

S6911

Flip Sockets

106FLIPSET 6 pc 1/4" Drive 12-Point Metric Semi-Deep Flip Socket Set

- Manufactured from special alloy steel, precision forged and heat-treated for optimum strength and durability
- Double hex (12 pt) allows socket to engage single hex fastener every 30° rather than every 60°, allowing for better access in restricted areas
- Set includes 8/10, 9/11, 12/14 and 13/15 mm flip sockets, 2 and 6" long Hex-to-Square Adaptors
- Great starter set for cordless screwdrivers

S61214 1/4" Drive 12-Point Metric 12 and 14 mm Semi-Deep Flip Socket

- Manufactured from special alloy steel, precision forged and heat-treated for optimum strength and durability
- Double hex (12-point) configuration allows socket to engage single hex fastener every 30° rather than every 60°, allowing for better access in restricted areas
- Use on 12 and 14 mm fasteners found in numerous applications on Asian vehicles

S61315 1/4" Drive 12-Point Metric 13 and 15 mm Semi-Deep Flip Socket

- Use on 13 and 15 mm fasteners found in numerous applications on US vehicles

S6810 1/4" Drive 12-Point Metric 8 and 10 mm Semi-Deep Flip Socket

- Double hex (12-point) allows socket to engage single hex fastener every 30° rather than every 60°, allowing for better access in restricted areas
- For removing and installing underbelly pans on various vehicles
- BMW® vehicles use 30 fasteners that are a combination of 8 and 10 mm that hold the underbelly pans on various vehicles, providing the convenience of one tool to work on both sizes
- Lexus® vehicles use 10 mm fasteners
- Infiniti® and Mercedes-Benz® vehicles use 8 mm fasteners
- Splash shields on Chevrolet® Cruze® vehicles and Buick® Verano® vehicles use 8 mm fasteners
- Manufactured from special alloy steel and heat-treated for optimum strength
- 1.44" long

S6911 1/4" Drive 12-Point Metric 9 and 11 mm Semi-Deep Flip Socket

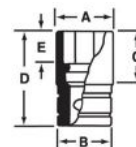
- Use on 9 and 11 mm fasteners found in numerous applications on European vehicles



PMP303



TM408



Pipe Plug, mm

PMP303 1/4" Drive Metric 3 mm Pipe Plug Socket

- Used to adjust the intake and exhaust valve rocker arms on Mercury Marine® four-stroke outboard motors
- Motor sizes: 10, 15, 20, 25 and 30 HP
- Manufactured from special alloy steel

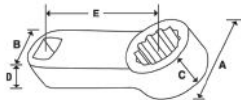
Double Square, Chrome

Stock No.	A	B	C	D	E
1/4 TM408	15/32	15/32	17/32	7/8	1/4
5/16 TM410	9/16	17/32	17/32	7/8	9/32
3/8 TM412	21/32	5/8	17/32	7/8	5/16



- Do not use chrome or industrial finish hand tools with power drivers or impact drivers.
- Do not use power sockets or accessories with impact drivers.
- Read Safety Precautions on pages W1-W4

SPECIAL APPLICATION SOCKETS



TRDHM7

Torque Adaptors, mm

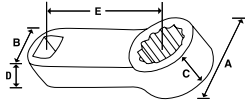
1/4" Drive 12-Point Metric 6 mm Torque Adaptor

- Manufactured from special alloy steel
- Precision forged and heat-treated for optimum strength and durability
- 12-point double hex allows the socket to engage single hex fastener every 30° rather than every 60°, allowing for better access in restricted areas
- 1" center-to-center length on adaptor for easy torque calculations
- Design features radius edges that resist damage/nicks

mm	12	A	B	C	D	E
6	TRDHM6*	9.5	11.9	6.6	6.6	25.4
7	TRDHM7**	9.5	11.9	6.6	6.6	25.4
8	TRDHM8**	9.5	11.9	6.6	6.6	25.4

*For applications involving AS350/355 Airbus® helicopters (formerly Eurocopter) known as A-star® and Twin-Star helicopters in North America

**Used attached to a torque wrench on a hard-to-reach fastener



TRDHL101

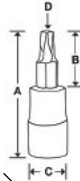
Torque Adaptors, SAE (1/4" Drive)

Stock No.	Description	A	B	C	D	E
TRDHL101	1/4" Drive 5/16" SAE Torque Adaptor	1/2 (12.7)	15/32 (11.91)	17/64 (6.75)	17/64 (6.75)	2 (50.8)
TRDHL121	1/4" Drive 3/8" SAE Torque Adaptor	37/64 (14.68)	15/32 (11.91)	17/64 (6.75)	17/64 (6.75)	2 (50.8)
TRDHL141	1/4" Drive 7/16" SAE Torque Adaptor	43/64 (17.1)	15/32 (11.91)	17/64 (6.75)	17/64 (6.75)	2 (50.8)
TRDHL81	1/4" Drive 1/4" SAE Torque Adaptor	13/32 (10.32)	15/32 (11.91)	17/64 (6.75)	17/64 (6.75)	2 (50.8)
TRDHLP101	1/4" Drive 5/16" SAE DH Low-Profile Torque Adaptor	1/2 (12.7)	15/32 (11.91)	1/8 (3.18)	17/64 (6.75)	2 (50.8)

TORX® BIT SOCKETS



106TTX



212EFTXY

TORX®/Standard (1/4")

Set Contains:

Size			A	B	C	D	
T8	TTX8E	GTTX8E	1-37/64	45/64	15/32	TTX8E2	•
T10	TTX10E	GTTX10E	1-37/64	45/64	15/32	TTX10E2	•
T15	TTX15E	GTTX15E	1-37/64	45/64	15/32	TTX15E2	•
T20	TTX20E	GTTX20E	1-37/64	45/64	15/32	TTX20E2	•
T25	TTX25E	GTTX25E	1-37/64	45/64	15/32	TTX25E2	•
T27	TTX27E		1-37/64	45/64	15/32	FTX27E2	•
T30	TTX30E		1-37/64	45/64	15/32	FTX30E2	
T40	TTX40E		1-37/64	45/64	15/32	FTX40E2	

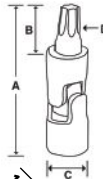
Sets include storage tray

212EFTXY 12 pc Combination Drive TORX® Bit Standard Socket Set

- Includes (5) 1/4" drive TORX® drivers (TTX8E–TTX25E), plus (6) 3/8" drive TORX® drivers (FTX27E–FTX55E) and (1) 3/8" drive FTX47E GM®-style driver (T47) in a magnetic storage tray
- High-grade steel for strength and reliability
- Nickel-chrome plating helps protect against corrosion and makes it easy to wipe clean
- Use of a standard TORX® bit socket on a TORX Plus® fastener may result in a rounded out fastener head or damaged bit socket



105TUTX



TORX®/Stubby Universal, Chrome (1/4")

Set Contains:

Size	Stock No.	A	B	C	D	
T20	TUTX20E	1-3/4	1/2	1/2	TUTX20E2	•
T25	TUTX25E	1-3/4	1/2	1/2	TUTX25E2	•
T27	TUTX27E	1-3/4	1/2	1/2	TUTX27E2	•
T30	TUTX30E	1-3/4	1/2	1/2	TUTX30E2	•
T40	TUTX40E	1-3/4	1/2	1/2	TUTX40E2	•

Set includes storage tray

105TUTX 5 pc TORX® Stubby Universal Bit Socket Set

- Numerous other applications for Mercedes® that require a TORX® Stubby Bit Socket where a TORX® Regular Bit Socket will not fit in T20, T25 and T27



★ TORX®/Heavy-Duty Removal, Chrome (1/4")

#	Stock No.	A	B	C	D
T15	TTXB15E	1-37/64	45/64	11/16	TTXB15E2
T20	TTXB20E	1-37/64	45/64	11/16	TTXB20E2
T25	TTXB25E	1-37/64	45/64	11/16	TTXB25E2

209EFTXBY 9 pc Combination Drive TORX® Bit Heavy-Duty Removal Socket Set

- Includes 1/4" drive TTXB15E–TTXB25E (T15–T25) and 3/8" drive FTXB27E–FTXB50E (T27–T55) in a magnetic storage tray
- Tapered profile provides better engagement on stubborn fasteners
- Nickel-chrome plating helps protect against corrosion and makes it easy to wipe clean
- Manufactured from special alloy steel and treated for optimum strength and durability
- Use of a standard TORX® bit socket on a TORX Plus® fastener may result in a rounded out fastener head or damaged bit socket



★ TORX Plus®/Chrome (1/4")

TORX Plus® fasteners may be found in almost all vehicles from the 1999 model year to present. Common applications include GM® transmissions bell housing bolts and Ford® seat belt anchors. T27IP size can be used to service Taurus® and Sable® front spring shields. Use of a standard TORX® driver on TORX Plus® fasteners may result in a rounded out fastener head or damaged driver.

#	Stock No.	A	B	C	D	
T8	TTX8TPE	1-37/64	45/64	15/32	TTX8TPE2	•
T10	TTX10TPE	1-37/64	45/64	15/32	TTX10TPE2	•
T15	TTX15TPE	1-37/64	45/64	15/32	TTX15TPE2	•
T20	TTX20TPE	1-37/64	45/64	15/32	TTX20TPE2	•
T25	TTX25TPE	1-37/64	45/64	15/32	TTX25TPE2	•
—	TMX1	5/16	1-1/4	—	—	•

Set shown includes magnetic storage tray.

211EFTXTPY 11 pc Combination Drive TORX Plus® Bit Socket Driver Set

- Includes 1/4" drive (8IP–25IP) and 3/8" drive (27IP–55IP) in a magnetic storage tray
- TORX Plus® fasteners may be found in most vehicles from 1999–present
- Common applications include GM® transmission bell housing bolts, Ford® seat belt anchors, and Ford® Taurus® and Sable® front spring shields
- Use of a standard TORX® driver on TORX Plus® fasteners may result in a rounded-out fastener head or damaged driver



★ TORX®/Tammer-Resistant, Chrome (1/4")

#	Stock No.	A	B	C	D	
T8	TTXR8E	1-37/64	45/64	15/32	TTXR8E2	•
T10	TTXR10E	1-37/64	45/64	15/32	TTXR10E2	•
T15	TTXR15E	1-37/64	45/64	15/32	TTXR15E2	•
T20	TTXR20E	1-37/64	45/64	15/32	TTXR20E2	•
T25	TTXR25E	1-37/64	45/64	15/32	TTXR25E2	•
TR40	TTXR40E	2-1/8	1-3/4	15/32	TTXR40E2	•
	TMU8B	1/2	1-5/16			•

Sets shown include magnetic storage tray

210EFTXRY 10 pc Combination Drive TORX® Bit Tamper-Resistant Socket Set

- Includes 1/4" drive TTXR8E–TTXR25E (TR8–TR25) and 3/8" drive FTXR27E–FTXR50E (TR27–TR50) in a magnetic storage tray
- Two piece pinless design holds bit securely in socket while facilitating quick bit replacement
- Cold-formed socket delivers a strong, durable tool
- Nickel-chrome alloy finish resists against rust and corrosion



★ TORX®/Long, Chrome (1/4")

#	Stock No.	A	B	C	D	
T8	TTXL8E	4-1/16	3-13/64	15/32	TTXL8E2	•
T10	TTXL10E	4-1/16	3-13/64	15/32	TTXL10E2	•
T15	TTXL15E	4-1/16	3-13/64	15/32	TTXL15E2	•
T20	TTXL20E	4-1/16	3-13/64	15/32	TTXL20E2	•
T25	TTXL25E	4-1/16	3-13/64	15/32	TTXL25E2	•

Set includes storage tray

210EFTXL 10 pc Combination Drive TORX® Bit Long Socket Set

- Includes 1/4" drive TTXL8E–TTXL25E (T8–T25) and 3/8" drive FTXL27E–FTXL50E (T27–T50) in a storage tray
- Nickel-chrome plating helps protect against corrosion and makes it easy to wipe clean
- Manufactured from special alloy steel and treated for optimum strength and durability
- Use of a standard TORX® bit socket on a TORX Plus® fastener may result in a rounded out fastener head or damaged bit socket



- Do not use chrome or industrial finish hand tools with power drivers or impact drivers.
- Do not use power tools or accessories with impact drivers.
- Read Safety Precautions on pages W1–W4

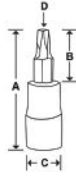
TORX® BIT SOCKETS



TTXR8TPE



211EFTXRTPY



★ TORX Plus®/Tamper-Resistant, Chrome (1/4")

#	Stock No.	A	B	C	D
T8	TTXR8TPE	1-37/64	45/64	15/32	TTXR8TPE2
T10	TTXR10TPE	1-37/64	45/64	15/32	TTXR10TPE2
T15	TTXR15TPE	1-37/64	45/64	15/32	TTXR15TPE2
T20	TTXR20TPE	1-37/64	45/64	15/32	TTXR20TPE2
T25	TTXR25TPE	1-37/64	45/64	15/32	TTXR25TPE2

211EFTXRTPY 11 pc Combination Drive Tamper-Resistant TORX Plus® Socket Driver Set

- Includes 1/4" drive (8IPR–55IPR) and 3/8" Drive (27IPR–55IPR)
- Applications: 2003 Ford® Mustang® transmissions, 2004 Ford® F-150® transfer case, 2004 Porsche® Cayenne® turbo air sensor, Delphi® and Stanadyne® pumps, Cummins® B and C engine injection pumps and John Deere® diesel injector pumps
- Includes magnetic storage tray

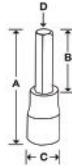
METRIC HEX BIT SOCKETS



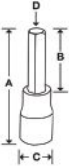
TMAM6E



106ETMAMY



TMAMXS6E



Hex/Standard, mm, Chrome (1/4")

Set Contains: 106ETMAMY

mm		A	B	C	D	
2	TMAM2E	47.1	24.9	12.1	TMAM2E2	•
2.5	TMAM2.5E	47.1	24.9	12.1	TMAM2.5E2	•
3	TMAM3E	47.6	25.4	12.1	TMAM3E2	•
4	TMAM4E	47.6	25.4	12.1	TMAM4E2	•
5	TMAM5E	47.6	25.4	12.1	TMAM5E2	•
6	TMAM6E	47.6	25.4	12.1	TMAM6E2	•

Sets shown include magnetic storage tray

210EFTAMY 10 pc Combination Drive Metric Standard Hex Bit Socket Set

- Includes 1/4" drive TMAM2E–TMAM3E (2–3 mm) and 3/8" drive FAM4E–FAM10E (4–10 mm) in a magnetic storage tray
- Indispensable sockets for a wide variety of applications in automotive (foreign and domestic), aviation and industrial settings
- Sockets are manufactured from special alloy steel that provides long life and great strength
- Nickel-chrome plating helps protect against corrosion and makes it easy to wipe socket clean

Hex/Stubby, mm, Chrome (1/4")

mm		A	B	C	D
3	TMAMXS3E	26.0	3.8	12.1	TMAMXS3E2
4	TMAMXS4E	27.1	4.8	12.1	TMAMXS4E2
5	TMAMXS5E	28.1	5.8	12.1	TMAMXS5E2
6	TMAMXS6E	29.1	6.9	12.1	TMAMXS6E2



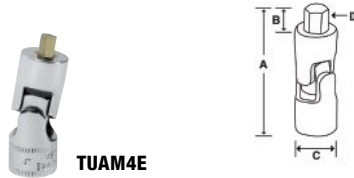
208EFTAMXS

208EFTAMXS 8 pc Combination Drive Metric Hex Bit Stubby Socket Driver Set

- Includes 1/4" drive TMAMXS3E–TMAMXS6E (3–6 mm) and 3/8" drive FAMXS7E–FAMXS10E (7–10 mm) in a magnetic storage tray
- Short bit length for use in limited-access spaces
- Sockets are manufactured from special alloy steel that provides long life and great strength
- Nickel-chrome plating helps protect against corrosion and makes it easy to wipe socket clean

METRIC HEX BIT SOCKETS

1/4" DRIVE TOOLS



TUAM4E

Hex/Stubby Universal, mm, Chrome (1/4")

mm		A	B	C	D
4	TUAM4E	36.6	4.7	12.6	TMAMXS4E2
5	TUAM5E	38.4	6.5	12.6	TUAM5E2
6	TUAM6E	38.4	6.5	12.6	TUAM6E2



TUA6E

Hex/Stubby Universal, Inches, Chrome (1/4")

TUA6E 1/4" Drive 3/16" Stubby Flex Hex Bit Socket

- Precision machined and heat-treated for optimum strength and durability
- Nickel-chrome finish helps protect against corrosion and makes it easy to wipe clean
- Replacement Bit - TMAXS6E2



208EFTABMY

Ball Hex/Standard, mm, Chrome (1/4")

mm		A	B	C	D
3	TMABM3E	47.6	25.4	12.1	TMABM3E2
4	TMABM4E	47.6	25.4	12.1	TMABM4E
5	TMABM5E	47.9	25.7	12.1	TMABM5E2
6	TMABM6E	47.9	25.7	12.1	TMABM6E2

208EFTABMY 8 pc Combination Drive Metric Ball Hex Bit Socket Set

- Includes 1/4" drive TMABM3E–TMABM6E (3–6 mm), 3/8" drive FABM7E–FABM10E (7–10 mm) in a magnetic storage tray
- Ball end of bit makes it easier to insert bit into fastener, especially in blind-access applications
- Sockets are manufactured from special alloy steel that provides long life and great strength
- Nickel-chrome plating helps protect against corrosion and makes it easy to wipe socket clean

Combination Bit Socket Sets

237HEXTORXST 37 pc Combination Drive Socket Driver Set

- Up to 20% stronger than 1 pc bit designs and up to twice ANSI® proof load
- Heat-treated for strength and durability
- Precise fit to fasteners and multiple detents for secure drive attachment

- Set includes:
 - (5) 1/4" Drive Standard TORX® Bit Sockets
 - (7) 3/8" Drive Standard TORX® Bit Sockets
 - (7) 3/8" Drive Stubby TORX® Bit Sockets
 - (3) 3/8" Drive Triple Square Drivers
 - (7) 3/8" Drive Metric Hex Bit Sockets
 - (4) 1/4" Drive Stubby Metric Hex Bit Sockets
 - (4) 3/8" Drive Stubby Metric Hex Bit Sockets



237HEXTORXST



• Do not use chrome or industrial finish hand tools with power drivers or impact drivers.
 • Read Safety Precautions on pages W1–W4

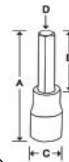
HEX BIT SOCKETS



110ETMAY



212EFTAY



110ETMAY
Set Contains:

Hex/Standard, Inches, Chrome (1/4")

			A	B	C	Bit	Optional Long Bit	Optional Long Bit Length, inches	
1/16	TMA2E	—	1-7/8	1	7/16	TMA2E2	TMAL2E2	6	•
5/64	TMA2.5E	GTMA2.5E	1-7/8	1	15/32	TMA2.5E2	TMAL2.5E2	6	•
3/32	TMA3E	GTMA3E	1-7/8	1	15/32	TMA3E2	TMAL3E2	6	•
7/64	TMA3.5E	—	1-7/8	1	15/32	TMA3.5E2	TMAL3.5E2	6	•
1/8	TMA4E	GTMA4E	1-7/8	1	15/32	TMA4E2	TMAL4E2	6	•
9/64	TMA4.5E	—	1-7/8	1	15/32	TMA4.5E2	TMAL4.5E2	6	•
5/32	TMA5E	GTMA5E	1-7/8	1	15/32	FA5E2	—	—	•
3/16	TMA6E	GTMA6E	1-15/16	1-1/16	15/32	FA6E2	—	—	•
7/32	TMA7E	GTMA7E	1-7/8	1-1/64	15/32	FA7E2	—	—	•
1/4	TMA8E	GTMA8E	1-7/8	1-1/64	15/32	FA8E2	—	—	•

NOTE: Optional long bits are not included in the listed sets.
Sets shown include magnetic storage tray

212EFTAY 12 pc Combination Drive SAE Standard Hex Driver Bit Socket Set

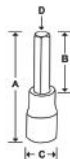
- Includes 1/4" drive TMA2E–TMA3E (1/16–3/32") and 3/8" drive FA4E–FA12E (1/8–3/8") in a magnetic storage tray
- Indispensable sockets for a wide variety of applications in automotive (foreign and domestic), aviation and industrial settings
- Sockets are manufactured from special alloy steel that provides long life and great strength
- Nickel-chrome plating helps protect against corrosion and makes it easy to wipe socket clean



TMAXS6E



208EFTAXSY



TMAB6E



208EFTABY



Hex/Stubby, Inches, Chrome (1/4")

		A	B	C	D
3/32	TMAXS3E	1-1/32	5/32	15/32	TMAXS3E2
1/8	TMAXS4E	1-1/32	5/32	15/32	TMAXS4E2
9/64	TMAXS4.5E	1-1/16	3/16	15/32	TMAXS4.5E2
5/32	TMAXS5E	1-1/16	3/16	15/32	TMAXS5E2
3/16	TMAXS6E	1-3/32	7/32	15/32	TMAXS6E2

TMAXS3E 1/4" Drive SAE 3/32" Stubby Hex Socket Driver

- For fasteners on Rolls-Royce® commercial aircraft V2500 engines
- A stubby bit socket allows for a positive fit, giving more direct torque when removing or installing these fasteners
- Sockets are manufactured from special alloy steel that provides long life and great strength
- Nickel-chrome plating helps protect against corrosion and makes it easy to wipe socket clean

208EFTAXSY 8 pc Combination Drive SAE Hex Bit Stubby Socket Driver Set

- Includes 1/4" drive TMAXS4E–TMAXS6E (1/8–3/16") and 3/8" drive FAXS8E–FAXS12E (1/4–3/8") in a magnetic storage tray
- Short bit length for use in limited-access spaces

Ball Hex/Standard, Inches, Chrome (1/4")

		A	B	C	D
1/8	TMAB4E	1-7/8	1	15/32	TMAB4E2
9/64	TMAB4.5E	1-7/8	1	15/32	TMAB4.5E2
5/32	TMAB5E	1-7/8	1	15/32	FAB5E2
3/16	TMAB6E	1-15/16	1-1/16	15/32	FAB6E2

208EFTABY 8 pc Combination Drive SAE Standard Ball Hex Bit Socket Set

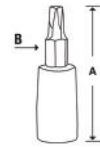
- Includes 1/4" drive TMAB4E–TMAB6E (1/8–3/16") and 3/8" drive FAB7E–FAB12E (7/32–3/8"), in a magnetic storage tray
- Ball end of bit makes it easier to insert bit into fastener, especially in blind access applications
- Sockets are manufactured from special alloy steel that provides long life and great strength
- Nickel-chrome plating helps protect against corrosion and makes it easy to wipe sockets clean

Mortorq®/Super Bits

#	Stock No.	A	B
MTS-4	PTMTS4SE	1-11/16	PTMTS4E2



PTMTS4SE



PTMTS4SE 1/4" Drive MTS-4 Mortorq® Stubby Bit Socket

- **Applications:**
Connects the fuel cell to the electric motors and other systems on Hyundai® Tucson® IX Fuel Cell Vehicles

PTMTS4SE2 MTS-4 Mortorq® Bit

- Replacement bit for PTMTS4SE Mortorq® bit socket

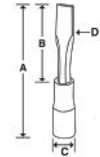
FLAT TIP AND PHILLIPS® TIP BIT SOCKETS

— Flat Tip/ Standard, Chrome (1/4")

		Stock No.	A	B	C	D
Short	1/4 x .036	TM82	55/64	19/64	15/32	TM82-2C
Standard Length	3/16 x .032	TMC104E	2-29/32	2-1/32	15/32	TMC104E2A
	1/4 x .032	TMC105E	2-15/16	2-1/16	15/32	TMC105E2A
	3/8 x .032	TMC106E	2-7/8	2	15/32	TMC106E2A



TMC104E



+ PHILLIPS®/Standard, Chrome (1/4")

		Stock No.	Industrial Stock No.	A	B	C	D
Short	#2	TMP21E	—	1-17/64	25/64	15/32	TMP21E2
	#2	TMP82	—	15/16	9/16	15/32	TMP82-2B
Standard Length	#1	TMP12E	GTMP12E	1-57/64	1	15/32	TMP12E2
	#2	TMP22E	—	1-57/67	1	15/32	TMP22E2
Long	#2	TMP23E	—	3-5/64	2-13/64	15/32	TMP23E2



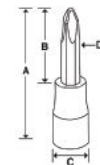
TMP22E



GTMP12E



TMP23E



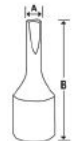
CLUTCH BIT SOCKETS

☛ Clutch/Standard, Chrome (1/4")

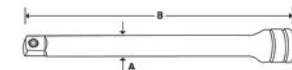
		Stock No.	A	B
	3/16"	TM27E	3/16	1-3/8
	1/4"	TM30E	1/4	1-3/8
	5/32"	TM31E	5/32	1-3/8



TM27E



IMPACT ACCESSORIES



Extensions (Impact)

- Features snap-ring anvil for excellent socket-to-extension engagement
- Designed for use with most 1/4" cordless electric and air operated impact tools

Set Contains:

Stock No.	Finish	A	B
ITMX20	Industrial Finish	5/16	2
ITMX40	Industrial Finish	5/16	4
ITMX60	Industrial Finish	5/16	6

Set includes storage tray



IPM80B



IPM800B



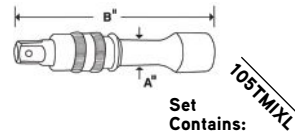
Swivel Ball Universal Joint (Impact)

Stock No.	Retention Type	A	B
IPM80B	Lock Button	5/8	1-3/8
IPM800B	Friction Ball	5/8	1-3/8



- Do not use chrome or industrial finish hand tools with power drivers.
- Wear safety goggles while using impact drivers.
- Do not hold swivel joint during use.
- Wear safety goggles (user and bystanders).
- Do not use power sockets or accessories with impact drivers.
- Read Safety Precautions on pages W1-W4

IMPACT ACCESSORIES



Locking Extensions (Impact)

- Quick-release locking sleeve provides secure connection and easy socket removal
- Knurled release collar for easy one-hand operation, even with slippery hands
- Female drive end recessed to accommodate new style impact guns
- Positive pin lock retains socket securely
- Heavy-duty shank for high torque applications

Stock No.	A	B	
TMIXL122	11/32	11-7/8	•
TMIXL182	11/32	17-3/4	•
TMIXL242	11/32	23-3/4	•
TMIXL32	11/32	2-7/8	•
TMIXL62	11/32	5-7/8	•

Set includes storage tray

FLANK DRIVE® IMPACT SOCKETS



112IMTMM



112SITMM

Shallow, mm

Set Contains:

mm	6	A	B	C	D	E	6	6
4	IMTMM4	7.9	12.7	13.3	22.2	4.0		
4.5	IMTMM4.5	7.9	12.7	13.3	22.2	4.0		
5	IMTMM5	8.7	12.7	13.3	22.2	4.0	•	
5.5	IMTMM5.5	9.5	12.7	13.3	22.2	4.1	•	
6	IMTMM6	10.3	12.7	13.3	22.2	5.6	•	
7	IMTMM7	11.9	12.7	13.3	22.2	5.6	•	
8	IMTMM8	12.7	12.7	13.3	22.2	5.6	•	•
9	IMTMM9	14.3	14.3	13.3	22.2	5.6	•	•
10	IMTMM10	15.9	15.9	13.0	22.2	5.6	•	•
11	IMTMM11	16.7	16.7	12.7	22.2	6.4	•	•
12	IMTMM12	17.5	17.5	12.6	22.2	6.4	•	•
13	IMTMM13	19.1	19.1	12.5	22.2	7.1	•	•
14	IMTMM14	20.6	20.6	13.1	23.0	7.9	•	•
15	IMTMM15	21.4	21.4	13.7	24.6	8.7	•	•

Sets shown include magnetic storage tray
ASME®/ANSI® B107.33M

Deep, mm

Set Contains:

mm	6	A	B	C	D	E	6	6
4	SITMM4	7.9	12.7	41.9	50.8	4.0		
4.5	SITMM4.5	7.9	12.7	41.9	50.8	4.0		
5	SITMM5	8.7	12.7	41.9	50.8	4.0	•	
5.5	SITMM5.5	9.5	12.7	41.9	50.8	4.0	•	
6	SITMM6	10.3	12.7	41.9	50.8	5.6	•	
7	SITMM7	11.9	12.7	41.9	50.8	5.6	•	
8	SITMM8	13.5	13.5	35.3	50.8	5.6	•	•
9	SITMM9	14.3	14.3	41.9	50.8	5.6	•	•
10	SITMM10	15.9	15.9	37.3	50.8	5.6	•	•
11	SITMM11	16.7	16.7	37.3	50.8	6.4	•	•
12	SITMM12	18.3	18.3	37.2	50.8	6.4	•	•
13	SITMM13	19.1	19.1	37.2	50.8	7.1	•	•
14	SITMM14	20.6	20.6	37.2	50.8	7.9	•	•
15	SITMM15	21.4	21.4	37.2	50.8	8.7	•	•

Sets shown include magnetic storage tray
ASME®/ANSI® B107.33M



106IMTM



106SITM

Shallow, inches

Set Contains:

	6	A	B	C	D	E	6	6
1/4	IMTM8A	7/16	1/2	1/2	7/8	7/32	•	
5/16	IMTM10A	1/2	1/2	1/2	7/8	7/32	•	
3/8	IMTM12A	9/16	9/16	1/2	7/8	7/32	•	
7/16	IMTM14A	21/32	21/32	1/2	7/8	1/4	•	
1/2	IMTM16A	23/32	23/32	15/32	7/8	9/32	•	
9/16	IMTM18A	25/32	25/32	1/2	29/32	11/32	•	•

Set shown includes magnetic storage tray.
ASME®/ANSI® B107.2

Deep, inches

Set Contains:

	6	A	B	C	D	E	6	6
1/4	SITM8	13/32	1/2	1-5/8	2	7/32	•	
5/16	SITM10	17/32	17/32	1-5/8	2	7/32	•	
3/8	SITM12	9/16	9/16	1-15/32	2	7/32	•	
7/16	SITM14	21/32	21/32	1-5/8	2	1/4	•	
1/2	SITM16	23/32	23/32	1-7/16	2	9/32	•	
9/16	SITM18	25/32	25/32	1-7/16	2	11/32	•	•

Set shown includes magnetic storage tray.
ASME®/ANSI® B107.2

FLANK DRIVE® IMPACT SWIVEL SOCKETS

1/4" DRIVE TOOLS



106IPTMMA



106IPTMA

Shallow Swivel, mm

Set Contains:

mm	6	A	B	C	D	E	6
5.5	1PTMM5.5A	9.5	16.6	7.6	44.8	4.1	
5	1PTMM5A	8.6	16.6	7.7	44.4	4.1	
6	1PTMM6A	10.7	16.6	7.5	45.2	4.1	
7	1PTMM7A	11.5	16.6	8.5	46.4	4.3	
8	1PTMM8A	11.5	16.6	8.5	46.4	4.3	•
9	1PTMM9A	12.8	16.6	9.3	47.5	4.8	
10	1PTMM10A	14.1	16.6	10.0	48.7	5.3	•
11	1PTMM11A	15.5	16.6	10.5	49.9	5.8	
12	1PTMM12A	17.5	18.9	12.8	53.2	6.9	•
13	1PTMM13A	18.9	18.9	13.4	54.4	7.4	•
14	1PTMM14A	20.5	18.9	14.6	56.0	7.9	•
15	1PTMM15A	21.3	18.9	15.0	56.4	7.9	•

Set includes storage tray

Shallow Swivel, inches

Set Contains:

11	6	A	B	C	D	E	6
1/4	1PTM8A	7/16	21/32	9/32	1-25/32	5/32	•
5/16	1PTM10A	17/32	21/32	11/32	1-7/8	5/32	•
3/8	1PTM12A	9/16	21/32	13/32	1-15/16	3/16	•
7/16	1PTM14A	21/32	24/32	7/16	2-1/32	1/4	•
1/2	1PTM16A	23/32	24/32	9/16	2-5/32	9/32	•
9/16	1PTM18A	13/16	24/32	19/32	2-7/32	5/16	•

Set includes storage tray

SPECIAL APPLICATION IMPACT SOCKETS

Shallow 10-Point, mm

1/4" Drive 10-Point Metric 10 mm Shallow Impact Socket

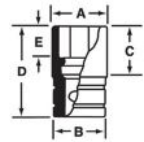
- Body: Remove/install seat tracks on Honda® Odyssey® and Pilot®
- Forged from tough alloy steel
- Heat-treated to a lower hardness to add impact resistance and ductility

DPTM10 1/4" Drive 10-Point Metric 10 mm Shallow Impact Socket

DPTM8 1/4" Drive 10-Point Metric 8 mm Shallow Impact Socket



DPTM10



POWER ACCESSORIES

Locking Power Adaptors

- Use with electric/cordless drills and screwdrivers that accept 1/4" shanks
- Manufactured from the highest quality proprietary steel, providing optimum strength and durability
- Knurled sleeve provides easy attachment and removal of sockets even with the grasiest hands
- One handed lock mechanism with ball retention ensures socket retention and allows for faster socket attachment and removal
- Black oxide finish helps protect against corrosion for longer tool life

Stock No.	A	B	
TMLPA2	1/4	2	•
TMLPA4	1/4	4	•
TMLPA6	1/4	6	•

Set includes storage tray

Set Contains:

103TMLPA




103TMLPA



- Wear safety goggles while using impact drivers.
- Do not hold swivel joint tools during use.
- Do not use power sockets or accessories with impact drivers.
- Read Safety Precautions on pages W1-W4

POWER ACCESSORIES



GM3042A



PTTX20E



TTX20E2



Hex-to-Square Adaptors (Power)

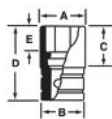
• 1/4" hex size; 1" length of hex

Stock No.	A	B
GM3042A	Lock Button	2
GM3043	Lock Button	4
GM3046	Lock Button	6
GM3048	Lock Button	8

TORX®/Standard (Power), Industrial (1/4")

#	Stock No.	A	B	C	D
T20	PTTX20E	1-37/64	45/64	15/32	TTX20E2
T25	PTTX25E	1-37/64	45/64	15/32	TTX25E2

FLANK DRIVE® MAGNETIC SOCKETS



Shallow Magnetic, mm

- Magnetic sockets are perfect for installing and removing a fastener as the magnetic feature will hold the fastener in the socket saving time and frustration
- Square drive side hole works with ball- or pin-type retention
- Flank Drive® wrenching system grips the fastener on the socket flanks (flats) to deliver up to 15–25% more turning power
- MGMM series sockets are not designed to be used with Impact Drivers

Set Contains:

TOMGMM



110MGMM


mm	6	A	B	D	E	6
5	MGMM5	8.4	12.1	22.8	4.6	•
5.5	MGMM5.5	9.3	12.1	22.8	5.1	•
6	MGMM6	10.2	12.1	22.8	6.1	•
7	MGMM7	11.5	12.1	22.8	6.1	•
8	MGMM8	12.7	12.7	23.8	6.1	•
10	MGMM10	15.2	15.2	23.8	6.1	•
12	MGMM12	17.3	17.3	23.8	6.4	•
13	MGMM13	18.9	18.9	23.8	7.9	•
14	MGMM14	20.5	20.5	23.8	8.6	•
15	MGMM15	21.3	21.3	23.8	8.6	•

Set shown includes magnetic storage tray

FLANK DRIVE® MAGNETIC POWER SOCKETS



MGM10C



MGMM510A



MGMS10A

Shallow Magnetic, inches

11	6	A	B	D	E
1/4	MGM8D	7/16	1/2	7/8	3/32
5/16	MGM10C	1/2	1/2	15/16	3/32
3/8	MGM12C	9/16	19/32	15/16	1/8
7/16	MGM14C	11/16	11/16	15/16	1/8

Deep Magnetic/ Spring Loaded, mm

mm	6	A	B	D	E
7	MGMM57A	10.7	12.4	50.8	5.8
8	MGMM58A	11.8	12.4	50.8	5.8
10	MGMM510A	14.1	14.1	50.8	6.4
11	MGMM511B	15.6	15.6	50.8	6.4
12	MGMM512B	17.3	17.3	50.8	7.1
13	MGMM513A	18.1	18.1	50.8	7.6

Deep Magnetic/ Spring Loaded, inches

11	6	A	B	D	E
5/16	MGMS10A	3/8	15/32	2	5/16
1/4	MGMS8A	3/8	7/16	2	3/32

General Service Foam Sets (1/4")

195GSS01FR* 95 pc 1/4" Drive General Service Foam Set

195GSS02FR* 95 pc 1/4" Drive Soft Grip General Service Foam Set

- Includes (81) SAE/metric shallow, semi-deep and deep sockets, (6) extensions, (1) adaptor, (1) universal joint, (3) soft grip flex-head and (3) soft grip standard ratchets in modular foam organizers
- Includes (5) individual modular foam sets that can be reconfigured in-drawer to accommodate new tools sets
- Designed for maximum tool concentration on smallest possible footprint
- Flexible and expandable as tool collection evolves
- Closed cell cross-linked foam for superior performance and durability resists oils, solvents and fuels—easy to clean
- Contrasting colors provide visual control which eliminates time searching for missing tools
- Protects your investment and increases productivity

145RTMLEFR 45 pc 1/4" Drive Dual 80® Technology Low-Profile Ratchet/Flank Drive® Socket Master Set

- Low-profile sockets, combined with an Internal Hex Drive Ratchet, work great in the tightest of areas
- Includes (26) low-profile sockets (5–13 mm, 3/16–9/16", E4–E8), (17) Stubby Bits (5 TORX® bits, (5) hex bits, (5) metric hex bits, (1) flat tip bit and (1) #2 PHILLIPS® bit, (1) low-profile ratchet and (1) low-profile magnetic bit holder
- Dual 80® Technology requires less arc to engage the next gear tooth to provide extra access in confined areas
- 72 gear teeth requires minimal movement in tight areas with eight teeth in contact with gear to provide strength and durability
- Thin handle cross section allows for greater accessibility in tight quarters and low-profile easy-action reverse lever won't get in your way
- Foam organizer provides in-drawer reconfiguration for new tools and is precision-fit for ultimate tool protection
- Contrasting colors provide visual control and closed cell cross-linked foam resists oils, solvents and fuels
- Organizer includes pockets for miscellaneous tools



195GSS01FR



195GSS02FR



145RTMLEFR

Colors Available



Red Orange Green
O G


* ADD SUFFIX TO STOCK NUMBER FOR SPECIAL COLORS.

1/8" DRIVE GENERAL SERVICE SET

1605TA General Service Set

Five piece set includes:

- 1/8" drive sockets are ideal for tight clearance and low torque applications

	Stock No.	Description
3/32	T6	1/8" Drive 6-Point SAE 3/32" Socket
1/8	T8	1/8" Drive 6-Point SAE 1/8" Socket
5/32	T10	1/8" Drive 6-Point SAE 5/32" Socket
3/16	T12	1/8" Drive 6-Point SAE 3/16" Socket
--	T40A	1/8" Drive Handle



1605TA



- Do not use chrome or industrial finish hand tools with power drivers or impact drivers.
- Do not use power sockets or accessories with impact drivers.
- Read Safety Precautions on pages W1–W4

GENERAL SERVICE SETS

Expandable Sets

Seven Tools Includes:

Stock No.	Description
SGT4BR**	1/4" Drive 6-13/16" Instinct® Soft Grip Standard Shank Driver
T72*	Standard Handle
TMU8B	1/4" Drive Universal Joint
TMXK2*	1/4" Drive 2" Knurled Extension
TMXK4	1/4" Drive 4" Knurled Extension
TMXK60*	1/4" Drive 6" Knurled Extension
TM10G*	1/4" Drive 6" Breaker Bar

*ASME/ANSI® B107.10

**SGLT4B features a locking pin for better socket retention.

107ATMPB Expandable General Service Set and Additions

- Start with the 107ATMPB General Service Set and add any of the suggested socket sets below to custom build exactly the 1/4" drive set you need
- The storage case has a large enough cavity to accommodate two rows of sockets—standard, semi-deep, deep, universal or any combination of these in SAE or metric sizes



131TMPB

131TMPB 31 pc 1/4" Drive 6-Point Metric Shallow General Service Socket Set

31 Tools, Includes:

mm	6-Point Shallow Sockets	6-Point Deep Sockets
4	TMM4*	
5	TMM5*	STMM5*
5.5	TMM5.5*	STMM5.5*
6	TMM6	STMM6
7	TMM7	STMM7
8	TMM8	STMM8
9	TMM9	STMM9
10	TMM10	STMM10
11	TMM11	STMM11
12	TMM12	STMM12
13	TMM13	STMM13
14	TMM14	STMM14
15	TMM15	STMM15

ASME® B107.5m

*Conventional hex

Also Includes	Stock No.	Description
	TMXK60**	1/4" Drive 6" Knurled Extension
	TMXK2**	1/4" Drive 2" Knurled Extension
	T72**	Standard Handle
	TM10G**	1/4" Drive 6" Breaker Bar
	TMU8B	1/4" Drive Universal Joint
	SSDMR4B	8-3/4" Ratcheting Standard Screwdriver
	GMB3041***	1/4" Drive 1" Long 1/4" Hex-To-1/4" Square Adaptor

ASME/ANSI® B107.5

***Insert Bit Style, non-impact



107ATMPB

Set (Add-on):

Suggested Additions Not Included in Set:	Stock No.	Description
	110TMY	10 pc 1/4" Drive 6-Point SAE Flank Drive® Shallow Socket Set
	110STMY	10 pc 1/4" Drive 6-Point SAE Flank Drive® Deep Socket Set
	111TMDY	11 pc 1/4" Drive 12-Point Metric Flank Drive® Shallow Socket Set
	111STMDY	11 pc 1/4" Drive 12-Point Metric Flank Drive® Deep Socket Set
	106ETMAMY	6 pc 1/4" Drive Metric Standard Hex Bit Socket Set



117TMM

117TMM* 17 pc 1/4" Drive 6-Point Metric Starter Set

17 Tools, Includes:

mm	6-Point Shallow Sockets
4	TMM4*
5	TMM5*
5.5	TMM5.5*
6	TMM6
7	TMM7
8	TMM8
9	TMM9
10	TMM10
11	TMM11
12	TMM12
13	TMM13
14	TMM14
15	TMM15

ASME® B107.5m

*Conventional hex

Also Includes	Stock No.	Description
	T72**	Standard Handle
	TMU8B	1/4" Drive Universal Joint
	TMXK2**	1/4" Drive 2" Knurled Extension
	TMXK4	1/4" Drive 4" Knurled Extension

**ASME/ANSI® B107.5

Colors Available







Black Red Orange Green

* R O G
ADD SUFFIX TO STOCK NUMBER FOR SPECIAL COLORS.



144TMBFR 44 pc 1/4" Drive 6-Point Metric/SAE General Service Foam Set

144TMBFR

 mm	6-Point Shallow Sockets		6-Point Shallow Sockets	 mm	6-Point Deep Sockets		6-Point Deep Sockets
5.5	TMM5.5	3/16	TM6*	5.5	STMM5.5	3/16	STM6*
6	TMM6	7/32	TM7*	6	STMM6	7/32	STM7*
7	TMM7	1/4	TM8	7	STMM7	1/4	STM8
8	TMM8	9/32	TM9	8	STMM8	9/32	STM9
9	TMM9	5/16	TM10	9	STMM9	5/16	STM10
10	TMM10	11/32	TM11	10	STMM10	11/32	STM11
11	TMM11	3/8	TM12	11	STMM11	3/8	STM12
12	TMM12	7/16	TM14	12	STMM12	7/16	STM14
13	TMM13	1/2	TM16	13	STMM13	1/2	STM16
14	TMM14	9/16	TM18	14	STMM14	9/16	STM18

ASME® B107.1
*Conventional hex

Also Includes	Stock No.	Description
	T72**	Standard Handle
	TMU8B	1/4" Drive 1-1/8" Friction Ball Universal Joint
	TMXK2**	1/4" Drive 2" Knurled Extension
	TMXK60**	1/4" Drive 6" Knurled Extension





**ASME®/ANSI® B107.10



144YTMPBFR 44 pc 1/4" Drive 6-Point Metric/SAE Flank Drive® Xtra General Service Foam Set

144YTMPBFR

44 Tools, Includes:

 mm	6-Point Shallow Sockets		6-Point Shallow Sockets	 mm	6-Point Deep Sockets		6-Point Deep Sockets
5.5	YTMM5.5	3/16	YTM6	5.5	YSTMM5.5	3/16	YSTM6
6	YTMM6	7/32	YTM7	6	YSTMM6	7/32	YSTM7
7	YTMM7	1/4	YTM8	7	YSTMM7	1/4	YSTM8
8	YTMM8	9/32	YTM9	8	YSTMM8	9/32	YSTM9
9	YTMM9	5/16	YTM10	9	YSTMM9	5/16	YSTM10
10	YTMM10	11/32	YTM11	10	YSTMM10	11/32	YSTM11
11	YTMM11	3/8	YTM12	11	YSTMM11	3/8	YSTM12
12	YTMM12	7/16	YTM14	12	YSTMM12	7/16	YSTM14
13	YTMM13	1/2	YTM16	13	YSTMM13	1/2	YSTM16
14	YTMM14	9/16	YTM18	14	YSTMM14	9/16	YSTM18

Also Includes	Stock No.	Description
	T72**	Standard Handle
	TMU8B	1/4" Drive 1-1/8" Friction Ball Universal Joint
	TMXK2**	1/4" Drive 2" Knurled Extension
	TMXK60**	1/4" Drive 6" Knurled Extension

**ASME®/ANSI® B107.10



- Do not use "cheater bars" on handles. Pull, do not push on handle.
- Do not immerse sealed ratchet in fluids.
- Do not replace worn parts individually; use entire contents of the service kit.
- Do not use chrome or industrial finish hand tools with power drivers or impact drivers.
- Do not use screwdrivers as prybars, chisels or punches.
- Read Safety Precautions on pages W1-W4



GENERAL SERVICE SETS



134ATMP

134ATMP 34 pc 1/4" Drive 6-Point SAE Shallow/Deep General Service Socket Set

34 Tools, Includes:

 3/16	6-Point Shallow Sockets	 3/16	6-Point Deep Sockets
3/16	TM6*	3/16	STM6*
7/32	TM7*	7/32	STM7*
1/4	TM8	1/4	STM8
9/32	TM9	9/32	STM9
5/16	TM10	5/16	STM10
11/32	TM11	11/32	STM11
3/8	TM12	3/8	STM12
7/16	TM14	7/16	STM14
1/2	TM16	1/2	STM16
9/16	TM18	9/16	STM18

ASME® B107.1
*Conventional hex

Also Includes	Stock No.	Description
	T72**	Standard Handle
	TMU8B	1/4" Drive 1-1/8" Friction Ball Universal Joint
	TMXK2**	1/4" Drive 2" Knurled Extension
	TMXK4	1/4" Drive 4" Knurled Extension
	TMXK60**	1/4" Drive 6" Knurled Extension
	SGT4BR***	1/4" Drive 6-13/16" Instinct® Soft Grip Standard Shank Driver
	TM10G**	1/4" Drive 6" Breaker Bar
	TM61A**	1/4" Drive 6" Flexible Extension
	TM77**	1/4" Drive 20-Tooth Ratchet Adaptor
	TM82	1/4" Drive 1/4" Flat Tip Short Bit Socket
	TM408	1/4" Drive 8-Point 1/4" Double Square Socket
	TM410	1/4" Drive 8-Point 5/16" Double Square Socket
	TM412	1/4" Drive 8-Point 3/8" Double Square Socket
	TMS70A**	1/4" Drive Spinner Ratchet


**ASME®/ANSI® B107.10
***SGL4B features a locking pin for better socket retention.



114ATMP

114ATMP 14 pc 1/4" Drive 6-Point SAE Shallow General Service Socket Set

14 Tools, Includes:

 3/16	Stock No.
3/16	TM6*
7/32	TM7*
1/4	TM8
9/32	TM9
5/16	TM10
11/32	TM11
3/8	TM12
7/16	TM14
1/2	TM16
9/16	TM18

ASME® B107.1
*Conventional hex

Also Includes	Stock No.	Description
	T72**	Standard Handle
	TMU8B	1/4" Drive 1-1/8" Friction Ball Universal Joint
	TMXK2**	1/4" Drive 2" Knurled Extension
	TMXK4	1/4" Drive 4" Knurled Extension


**ASME®/ANSI® B107.10



120DTMPB

120DTMPB 20 pc 1/4" Drive 6-Point SAE Shallow General Service Socket Set

20 Tools, Includes:

 Stock No.	
3/16	TM6*
7/32	TM7*
1/4	TM8
9/32	TM9
5/16	TM10
11/32	TM11
3/8	TM12
7/16	TM14
1/2	TM16
9/16	TM18

ASME® B107.1
*Conventional hex

Also Includes	Stock No.	Description
	TM4CSA	1/4" Drive 6" Standard Shank Driver
	TM10G**	1/4" Drive 6" Breaker Bar
	TM408	1/4" Drive 8-Point 1/4" Double Square Socket
	TM410	1/4" Drive 8-Point 5/16" Double Square Socket
	TM412	1/4" Drive 8-Point 3/8" Double Square Socket
	T72**	Standard Handle
	TMU8B	1/4" Drive 1-1/8" Friction Ball Universal Joint
	TMXK2**	1/4" Drive 2" Knurled Extension
	TMXK4**	1/4" Drive 4" Knurled Extension
	TMXK60**	1/4" Drive 6" Knurled Extension

**ASME®/ANSI® B107.10

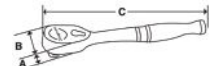
RATCHETS, HANDLES AND ACCESSORIES (Blue-Point®)



BPRTR936



BPRTR936SG



Quick-Release Ratchets (Blue-Point®) (1/4")

Stock No.	Description	Gear Teeth	Gear Action	A	B	C	Ratchet Service Kit
BPRTR936	1/4" Drive Standard Handle Quick-Release Ratchet (Blue-Point®)	36	10°	15/32	31/32	5-5/8	RKRBPRTR936
BPRTR936SG	1/4" Drive Soft Grip Handle Quick-Release Ratchet (Blue-Point®)	36	10°	15/32	31/32	5-5/8	RKRBPRTR936

Set includes storage tray

BPR703 3 pc Standard Handle Quick-Release Ratchet Set (Blue-Point®)

- Includes 1/4" Drive BPRTR936, 3/8" Drive BPRFR938 and 1/2" Drive BPRSR940 Ratchets (3 pc) in a storage tray
- Features quick-release button for rapid socket/accessory changes, even with greasy or oily hands
- Contoured handle for comfort and control
- Chrome finish for easy cleanup
- All ratchets in series meet or exceed ANSI® B107-10M-1996 specifications

BPRTR936SG 1/4" Drive Soft Grip Handle Quick-Release Ratchet (Blue-Point®)

- Quick-release button for rapid socket/accessory changes, even with greasy or oily hands
- Corrosion-resistant bi-mold cushion grips for improved comfort and performance

- Do not use chrome or industrial finish hand tools with power drivers or impact drivers.
- Do not use "cheater bars" on handles. Pull, do not push on handle.
- Do not immerse sealed ratchet in fluids.
- Frequently inspect, clean, and lubricate all nonsealed ratchet mechanisms with light oil.
- Do not replace worn parts individually; use entire contents of the service kit.
- Wear safety goggles (user and bystanders).
- Read Safety Precautions on pages W1-W4



RATCHETS, HANDLES AND ACCESSORIES (Blue-Point®)



FSDR



FSD14



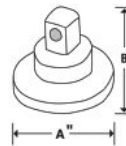
FSD38



FSDR1



BLPSD14



Ratchet Spinners (Blue-Point®) (1/4")

Stock No.	Square Drive, inches	Description	A	B
FSDR [†]	1/4 Male to 1/4 Female	1/4" External Drive/1/4" Internal Square Drive Finger Ratchet (Blue-Point®)	1-1/8	1-7/16
FSD14 [‡]	3/8 Male to 1/4 Female	3/8" Drive Male to 1/4" Drive Female Spinner Adaptor (Blue-Point®)	1	1-1/2
FSD38 [‡]	1/4 Male to 3/8 Female	1/4" Drive Male to 3/8" Drive Female Spinner Adaptor (Blue-Point®)	1	1-1/2
FSDR1 ^{‡*}	3/8 Male to 1/4 Female	3/8" External Drive/1/4" Internal Square Drive Finger Ratchet (Blue-Point®)	1-1/8	1-7/16
BLPSD14	3/8 Male to 1/4 Female	3 pc Spinner Adaptor Set (Blue-Point®)	7/8	27/32

*ASME/ANSI® B107.10

FSD3KT[‡] 3 pc Spinner Adaptor Set (Blue-Point®)

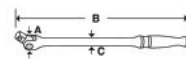
• Includes FSD14 (3/8 male to 1/4 female), FSD38 (1/4 male to 3/8 female) and FSD1 (3/8 male to 3/8 male)

FSDR[‡] 1/4" External Drive/1/4" Internal Square Drive Finger Ratchet (Blue-Point®)

- Reversible finger ratchet; small size works great for extremely tight areas
- Aluminum knurled outer ring for sure grip
- 1/4" drive on one side and 1/4" hex drive on other side



BLPBB146



Breaker Bars (Blue-Point®) (1/4")

Stock No.	Description	A	B	C
BLPBB146	1/4" Drive 6" Breaker Bar	5/8	6	3/8



BLPCGHD146

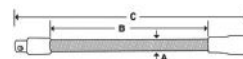
Handled Drivers (Blue-Point®)

Stock No.	Length, inches	Blade Length, inches (mm)	Shank Dia., inches	Square Drive, inches
BLPCGHD146	6	2-1/2 (64)	5/16	1/4



BLPEXTF146

Flexible Extensions (Blue-Point®)



Stock No.	A	B	C
BLPEXTF146	5/16	3-5/8 (92)	6



BLPTXK1.5

Knurled Extensions (Blue-Point®)



Stock No.	B
BLPTXK1.5	1-9/16
BLPTXK2	2-3/32
BLPTXK3	2-15/16
BLPTXK4	4
BLPTXK6	6



103TMXLBP

Locking Extensions, Chrome (Blue-Point®)



Stock No.	B	Set Contains:
TMXLBP4	4	•
TMXLBP6	6	•
TMXLBP10	10	•

Set includes storage tray

Extra-Long Locking Extensions (Blue-Point®) 1/4" Drive 12" Extra-Long Locking Extension (Blue-Point®)

- Smooth, durable chrome finish
- Made from tough 6130 steel
- Secure socket retention
- Do not use with power or impact tools



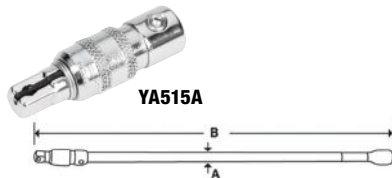
BLPEXTL1412

BLPEXTL1418

BLPEXTL1424

Stock No.	Length, inches	Square Drive, inches
BLPEXTL1412	12	1/4
BLPEXTL1418	18	1/4
BLPEXTL1424	24	1/4

RATCHETS, HANDLES AND ACCESSORIES (Blue-Point®)



Set Screw Locking Extensions (Blue-Point®)

Stock No.	Finish	A	B
YA515A	Chrome	1/2	1-11/16

YA515A 1/4" Drive 1-11/16" Set Screw Locking Extension (Blue-Point®)

- Allows easy and secure tool stacking
- Securely connects breaker bar, extensions and ratchets to socket and socket drivers for overhead work
- Sliding sleeve for easy removal



Turbo T-Handle Speed Drivers (Blue-Point®)

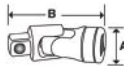
Stock No.	Description	Handle Type
T9TURBO	1/4" Square Drive	Turbo T-Handle
TH10TURBO	1/4" Hex	Turbo T-Handle

TURBOT103 3 pc 1/4" Drive Turbo T-Handle Set (Blue-Point®)

- T9TURBO (1/4" drive), TH10TURBO (1/4" hex) and F11TURBO (3/8" drive)



BLPUJ14



Universal Joints, Chrome (Blue-Point®)

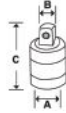
Stock No.	A	B
BLPUJ14	5/8	1-1/2



BLPAFM3814



BLPAFM1438



Square Drive Adaptors (Blue-Point®)

Stock No.	Description	A	B
BLPAFM3814	3/8" Drive Square Drive Adaptor (Blue-Point®)	3/8	1/4
BLPAFM1438	1/4" Drive Square Drive Adaptor (Blue-Point®)	1/4	3/8



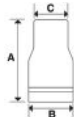
BLPSM145



BLPSM149



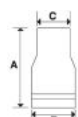
BLPSM1412



BLPS1414



BLPS14716



Shallow, mm, Chrome (Blue-Point®)

mm	6	A	B	C
4	BLPSM144	24.8	11.9	6.8
4.5	BLPSM144.5	24.8	11.9	7.4
5	BLPSM145	24.8	11.9	8.1
5.5	BLPSM145.5	24.8	11.9	8.7
6	BLPSM146	24.8	11.9	9.3
7	BLPSM147	24.8	11.9	10.8
8	BLPSM148	24.8	11.9	11.9
9	BLPSM149	24.8	13.3	13.3
10	BLPSM1410	24.8	14.5	14.5
11	BLPSM1411	24.8	15.9	15.9
12	BLPSM1412	24.8	16.9	16.9
13	BLPSM1413	24.8	18	18
14	BLPSM1414	24.8	19.6	19.6

Shallow, Inches, Chrome (Blue-Point®)

11	6	A	B	C
3/16	BLPS14316	31/32	15/32	5/16
7/32	BLPS14732	31/32	15/32	23/64
1/4	BLPS1414	31/32	15/32	3/8
9/32	BLPS14932	31/32	15/32	7/16
5/16	BLPS14516	31/32	15/32	15/32
11/32	BLPS141132	31/32	1/2	33/64
3/8	BLPS1438	31/32	9/16	9/16
7/16	BLPS14716	31/32	5/8	5/8
1/2	BLPS1412	31/32	11/16	11/16
9/16	BLPS14916	31/32	3/4	3/4
5/8	BLPS1458	31/32	55/64	55/64



- Do not use "cheater bars" on handles.
- Pull, do not push on handle.
- Do not use chrome or industrial finish hand tools with power drivers or impact drivers.
- † These products can expose you to chemicals which are known to the state of California to cause cancer and reproductive harm. See pages P1-P2 for details.
- Read Safety Precautions on pages W1-W4

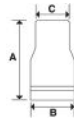
SOCKETS (Blue-Point®)



BLPLSM145



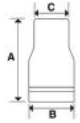
BLPLSM1412



BLPLS1414



BLPLS1412



Deep, mm, Chrome (Blue-Point®)

mm	6	A	B	C
4	BLPLSM144	50	11.9	6.8
5	BLPLSM145	50	11.9	8.1
6	BLPLSM146	50	11.9	9.3
7	BLPLSM147	50	11.9	10.8
8	BLPLSM148	50	11.9	11.9
9	BLPLSM149	50	13.3	13.3
10	BLPLSM1410	50	14.5	14.5
11	BLPLSM1411	50	15.9	15.9
12	BLPLSM1412	50	16.9	16.9
13	BLPLSM1413	50	18	18
14	BLPLSM1414	50	19.6	19.6

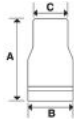
Deep, Inches, Chrome (Blue-Point®)

	6	A	B	C
3/16	BLPLS14316	1-43/64	15/32	5/16
7/32	BLPLS14732	1-43/64	15/32	23/64
1/4	BLPLS1414	1-43/64	15/32	3/8
9/32	BLPLS14932	1-43/64	15/32	7/16
5/16	BLPLS14516	1-43/64	15/32	15/32
11/32	BLPLS141132	1-43/64	1/2	33/64
3/8	BLPLS1438	1-43/64	9/16	9/16
7/16	BLPLS14716	1-43/64	5/8	5/8
1/2	BLPLS1412	1-43/64	11/16	11/16
5/8	BLPLS1458	1-31/32	55/64	55/64
9/16	BLPLS14916	1-43/64	3/4	3/4

8-Point, Inches, Chrome (Blue-Point®)



BLPS81414



	Stock No.	A	B	C
1/4	BLPS81414	31/32	15/32	15/32
3/8	BLPS81438	31/32	5/8	5/8
5/16	BLPS814516	31/32	9/16	9/16



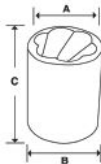
122TSTY

Twist Impact, inches/mm

- Removes slotted and Phillips® screws as well as nuts, bolts that are too tight for traditional screwdrivers

Set Contains:

122TSTY



TSTY70

#	Stock No.	A	B	C	
4.50 mm	TSTY45	0.29 (7.4)	0.50 (12.7)	1 (25.4)	•
4.75 mm (3/16")	TSTY47	0.31 (7.9)	0.50 (12.7)	1 (25.4)	•
5.00 mm	TSTY50	0.32 (8.1)	0.50 (12.7)	1 (25.4)	•
5.25 mm	TSTY52	0.33 (8.4)	0.50 (12.7)	1 (25.4)	•
5.50 mm	TSTY55	0.34 (8.6)	0.50 (12.7)	1 (25.4)	•
5.75 mm	TSTY57	0.35 (8.9)	0.50 (12.7)	1 (25.4)	•
6.00 mm	TSTY60	0.37 (9.4)	0.50 (12.7)	1 (25.4)	•
6.25 mm (1/4")	TSTY62	0.38 (9.7)	0.50 (12.7)	1 (25.4)	•
6.50 mm	TSTY65	0.39 (9.9)	0.50 (12.7)	1 (25.4)	•
6.75 mm	TSTY67	0.40 (10.2)	0.50 (12.7)	1 (25.4)	•
7.00 mm	TSTY70	0.41 (10.4)	0.50 (12.7)	1 (25.4)	•
7.25 mm (9/32")	TSTY72	0.42 (10.7)	0.50 (12.7)	1 (25.4)	•
7.50 mm	TSTY75	0.44 (11.2)	0.50 (12.7)	1 (25.4)	•
7.75 mm	TSTY77	0.45 (11.5)	0.50 (12.7)	1 (25.4)	•
8.00 mm (5/16")	TSTY80	0.47 (11.8)	0.50 (12.7)	1 (25.4)	•
8.25 mm	TSTY82	0.48 (12.2)	0.50 (12.7)	1 (25.4)	•
8.50 mm	TSTY85	0.49 (12.6)	0.50 (12.7)	1 (25.4)	•
8.75 mm (11/32")	TSTY87	0.51 (12.9)	0.50 (12.7)	1 (25.4)	•
9.00 mm	TSTY90	0.52 (13.2)	0.50 (12.7)	1 (25.4)	•
9.25 mm	TSTY92	0.54 (13.6)	0.50 (12.7)	1 (25.4)	•
9.50 mm (3/8")	TSTY95	0.55 (14.0)	0.50 (12.7)	1 (25.4)	•
10.00 mm	TSTY100	0.57 (14.5)	0.50 (12.7)	1 (25.4)	•

Includes socket rail and clips

TORX® SOCKETS (Blue-Point®)

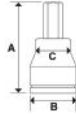
TORX®/External, Chrome (Blue-Point®)

#	Stock No.	A	B	C
E4	BLPTE144	1	15/32	7/32
E5	BLPTE145	1	15/32	17/64
E6	BLPTE146	1	15/32	5/16
E7	BLPTE147	1	15/32	21/34
E8	BLPTE148	1	15/32	3/8



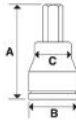
TORX® BIT SOCKETS (Blue-Point®)

TORX®/Standard (Blue-Point®)

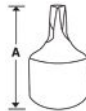


#	Stock No.	A	B	C
T6	BLPT146	1-13/32	15/32	7/16
T7	BLPT147	1-13/32	15/32	7/16
T8	BLPT148	1-13/32	15/32	7/16
T9	BLPT149	1-13/32	15/32	7/16
T10	BLPT1410	1-13/32	15/32	7/16
T15	BLPT1415	1-13/32	15/32	7/16
T20	BLPT1420	1-13/32	15/32	7/16
T25	BLPT1425	1-13/32	15/32	7/16
T27	BLPT1427	1-13/32	15/32	7/16
T30	BLPT1430	1-13/32	15/32	7/16

TORX®/Long (Blue-Point®)



#	Stock No.	A	B	C
T6	BLPTL146	3-15/16	15/32	7/16
T7	BLPTL147	3-15/16	15/32	7/16
T8	BLPTL148	3-15/16	15/32	7/16
T9	BLPTL149	3-15/16	15/32	7/16
T10	BLPTL1410	3-15/16	15/32	7/16
T15	BLPTL1415	3-15/16	15/32	7/16
T20	BLPTL1420	3-15/16	15/32	7/16
T25	BLPTL1425	3-15/16	15/32	7/16
T27	BLPTL1427	3-15/16	15/32	7/16
T30	BLPTL1430	3-15/16	15/32	7/16



TORX®/Stubby, Chrome (Blue-Point®) (1/4")

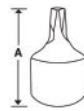
Set Contains:
BLPTORX1410

#	Stock No.	A	
T10	BLPTS1410	3/4 (19)	•
T15	BLPTS1415	3/4 (19)	•
T20	BLPTS1420	3/4 (19)	•
T25	BLPTS1425	3/4 (19)	•
T27	BLPTS1427	3/4 (19)	•
T30	BLPTS1430	3/4 (19)	•
T40	BLPTS1440	3/4 (19)	•
T45	BLPTS1445	3/4 (19)	•
T47*	BLPTS1447	3/4 (19)	•
T50	BLPTS1450	3/4 (19)	•

*T47 is not a TORX® licensed product.

TORX®/Tamper-Resistant, Stubby (Blue-Point®) (1/4")

#	Stock No.	A
TP8	BLPTS148TP	3/4 (19)
TP10	BLPTS1410TP	3/4 (19)
TP15	BLPTS1415TP	3/4 (19)
TP20	BLPTS1420TP	3/4 (19)
TP25	BLPTS1425TP	3/4 (19)
TP27	BLPTS1427TP	3/4 (19)
TP30	BLPTS1430TP	3/4 (19)
TP40	BLPTS1440TP	3/4 (19)
TP45	BLPTS1445TP	3/4 (19)
TP50	BLPTS1450TP	3/4 (19)

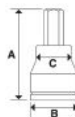


- Do not use chrome or industrial finish hand tools with power drivers or impact drivers.
- Read Safety Precautions on pages W1-W4

TORX® BIT SOCKETS (Blue-Point®)



BLPT1410TP

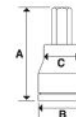


★ TORX®/Tamper-Resistant, Standard (Blue-Point®) (1/4")

#	Stock No.	A	B	C
T6	BLPT146TP	1-13/32	15/32	7/16
T7	BLPT147TP	1-13/32	15/32	7/16
T8	BLPT148TP	1-13/32	15/32	7/16
T9	BLPT149TP	1-13/32	15/32	7/16
T10	BLPT1410TP	1-13/32	15/32	7/16
T10	BLPT1440TP	1-13/32	15/32	7/16
T15	BLPT1415TP	1-13/32	15/32	7/16
T20	BLPT1420TP	1-13/32	15/32	7/16
T25	BLPT1425TP	1-13/32	15/32	7/16
T27	BLPT1427TP	1-13/32	15/32	7/16
T30	BLPT1430TP	1-13/32	15/32	7/16



BLPTL1410TP



★ TORX®/Tamper-Resistant, Long, Chrome (Blue-Point®) (1/4")

#	Stock No.	A	B	C
T6	BLPTL146TP	3-15/16	15/32	7/16
T7	BLPTL147TP	3-15/16	15/32	7/16
T8	BLPTL148TP	3-15/16	15/32	7/16
T9	BLPTL149TP	3-15/16	15/32	7/16
T10	BLPTL1410TP	3-15/16	15/32	7/16
T15	BLPTL1415TP	3-15/16	15/32	7/16
T20	BLPTL1420TP	3-15/16	15/32	7/16
T25	BLPTL1425TP	3-15/16	15/32	7/16
T27	BLPTL1427TP	3-15/16	15/32	7/16
T30	BLPTL1430TP	3-15/16	15/32	7/16

METRIC HEX BIT SOCKETS (Blue-Point®)



BLPHEXS1418

Hex/Stubby, mm, Chrome (Blue-Point®) (1/4")

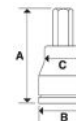
mm		Length, mm
2	BLPHSM142	19.05
2.5	BLPHSM1425	19.05
3	BLPHSM143	19.05
4	BLPHSM144	19.05
5	BLPHSM145	19.05
6	BLPHSM146	19.05
7	BLPHSM147	19.05
8	BLPHSM148	19.05
9	BLPHSM149	19.05
10	BLPHSM1410	19.05

BLPHEXS1418 18 pc 1/4" Drive SAE/Metric Stubby Hex Bit Socket Set (Blue-Point®)

- Includes (9) SAE Stubby Hex Bit Sockets (3/32–3/8") and (9) Metric Stubby Hex Bit Sockets (2–10 mm)
- Includes storage tray



BLPH124

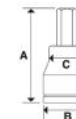


Hex/Standard, mm, Chrome (Blue-Point®) (1/4")

mm		A	B	C
2.5	BLPH1425	36	12	11
3	BLPH123	36	12	11
4	BLPH124	36	12	11
5	BLPH125	36	12	11
6	BLPH126	36	12	11
7	BLPH127	36	12	12
8	BLPH128	36	12	12



BLPHL144



Hex/Long, mm (Blue-Point®)

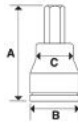
mm		A	B	C
4	BLPHL144	100	12	11
5	BLPHL145	100	12	11
6	BLPHL146	100	12	11

HEX BIT SOCKETS (Blue-Point®)



1/4" DRIVE TOOLS



BLPH1414

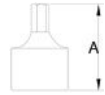


Hex/Standard, Inches,
Chrome (Blue-Point®) (1/4")



		A	B	C
1/8	BLPH1418	1-13/32	15/32	7/16
9/64	BLPH14964	1-13/32	15/32	7/16
5/32	BLPH14532	1-13/32	15/32	7/16
3/16	BLPH14316	1-13/32	15/32	7/16
7/32	BLPH14732	1-13/32	15/32	7/16
1/4	BLPH1414	1-13/32	15/32	7/16
5/16	BLPH14516	1-13/32	15/32	15/32



BLPHS1414

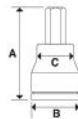


Hex/Stubby, Inches,
Chrome (Blue-Point®) (1/4")



		Length, inches (mm)
5/64	BLPHS14564	3/4 (19)
3/32	BLPHS14332	3/4 (19)
7/64	BLPHS14764	3/4 (19)
1/8	BLPHS1418	3/4 (19)
5/32	BLPHS14532	3/4 (19)
3/16	BLPHS14316	3/4 (19)
7/32	BLPHS14732	3/4 (19)
1/4	BLPHS1414	3/4 (19)
5/16	BLPHS14516	3/4 (19)
3/8	BLPHS1438	3/4 (19)



BLPHL14532




Hex/Long, inches (Blue-Point®)

		A	B	C
1/8	BLPHL1418	3-15/16	15/32	7/16
3/16	BLPHL14316	3-15/16	15/32	7/16
5/32	BLPHL14532	3-15/16	15/32	7/16

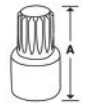
TRIPLE SQUARE BIT SOCKETS (Blue-Point®)

● Triple Square/Stubby, XZN, Chrome (Blue-Point®) (1/4")

	Stock No.	Dimension A, Length, inches
4	BLPXZN144	1-1/16
5	BLPXZN145	1-1/16
6	BLPXZN146	1-1/16
8	BLPXZN148	1-1/16
10	BLPXZN1410	1-1/16
12	BLPXZN1412	1-1/16



BLPXZN146



POZIDRIV® BIT SOCKETS (Blue-Point®)

Pozidriv®/Standard, Chrome (Blue-Point®) (1/4")

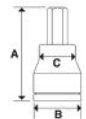
BLPPD140 1/4" Drive Pozidriv® #0 Standard Socket Driver (Blue-Point®)

- Manufactured from high-grade steel alloy
- Features a lifetime warranty and exceeds ANSI® standards
- All Blue-Point® socket drivers are fully warrantied; no need to replace bits

Size	Stock No.	A	B	C
#0	BLPPD140	1-13/32	15/32	7/16
#1	BLPPD141	1-13/32	15/32	7/16
#2	BLPPD142	1-13/32	15/32	7/16
#3	BLPPD143	1-13/32	15/32	7/16



BLPPD140



- Do not use chrome or industrial finish hand tools with power drivers or impact drivers.
- Read Safety Precautions on pages W1-W4



FLAT TIP BIT SOCKETS (Blue-Point®)




BLPFT14732

BLPFS1414

— Flat Tip/ Standard, Chrome (Blue-Point®) (1/4")

			Stock No.	A	B	C
Short	1/4	—	BLPFS1414	3/4"	—	—
	3/8	—	BLPFS1438	3/4"	—	—
Standard Length	5/32	—	BLPFT14532	1-13/32"	15/32"	7/16"
	7/32	—	BLPFT14732	1-13/32"	15/32"	7/16"
	9/32	—	BLPFT14932	1-13/32"	15/32"	7/16"
	—	4	BLPFT144	1-13/32"	12 mm	11 mm
	—	5.5	BLPFT145.5	1-13/32"	12 mm	11 mm
	—	6.5	BLPFT146.5	1-13/32"	12 mm	11 mm
—	7	BLPFT147	1-13/32"	12 mm	12 mm	


PHILLIPS® TIP BIT SOCKETS



BLPP140

BLPPS141

+ PHILLIPS®/Standard, Chrome (Blue-Point®) (1/4")

		Stock No.	A	B	C
Stubby	#1	BLPPS141	3/4"	—	—
	#2	BLPPS142	3/4"	—	—
Standard Length	#0	BLPP140	1-13/32"	15/32"	7/16"
	#1	BLPP141	1-13/32"	15/32"	7/16"
	#2	BLPP142	1-13/32"	15/32"	7/16"
	#0	BLPP143	1-13/32"	15/32"	7/16"



HEX BIT SOCKETS



BLPTHS1414

Hex/Stubby, Tamper-Resistant, SAE, Chrome (Blue-Point®) (1/4")

- All drivers have a hole in the driver tip for tamper proof hex fasteners
- Stubby one-piece impact quality drivers
- Satin chrome plated with bold marking for easy identification
- Heavy-gauge vacuum-formed plastic tray
- All stubby hex drivers are 3/4" long with 1/4" square drive
- S2 alloy steel—the strongest, hardest drivers available
- Heat treated to 58-62 RC
- Limited lifetime warranty


	
1/4	BLPTHS1414
1/8	BLPTHS1418
3/16	BLPTHS14316
3/32	BLPTHS14332
3/8	BLPTHS1438
5/16	BLPTHS14516
7/32	BLPTHS14732
7/64	BLPTHS14764



BLPTHSM1410

Hex/Stubby, Tamper-Resistant, mm, Chrome (Blue-Point®) (1/4")

- All drivers have a hole in the driver tip for tamper-proof hex fasteners
- Stubby one-piece impact quality drivers
- Satin chrome plated with bold marking for easy identification
- Heavy-gauge vacuum-formed plastic tray
- All stubby hex drivers are 3/4" long with 1/4" square drive
- S2 alloy steel—the strongest, hardest drivers available
- Heat treated to 58-62 RC
- Limited lifetime warranty

	Stock No.
2	BLPTHSM142
2.5	BLPTHSM1425
3	BLPTHSM143
8	BLPTHSM148
10	BLPTHSM1410

Combination Bit Socket Sets (Blue-Point®)

BLPBSS40 40 pc 1/4" Drive Stubby Bit Socket Set (Blue-Point®)

- 1/4" drive components include: (10) Metric Bit Sockets (2–10 mm); (10) SAE Bit Sockets (5/64–3/8"); (10) TORX® Tamper-Resistant Bit Sockets (TP8–TP50); (6) XZN Triple Square Bit Sockets (XZN4–XZN12) (2) PHILLIPS® Bit Sockets (#1 and #2) and (2) Flat Tip Bit Sockets (1/4 and 3/8")
- Includes storage case



BLPBSS40

BLPHSSC30 30 pc Combination Drive Hex Bit Socket Set (Blue-Point®)

- 1/4" drive components include (6) SAE Hex Bit Sockets (1/8–1/4") and (5) Metric Hex Bit Sockets (2.5–6 mm)
- 3/8" drive components include (5) SAE Hex Bit Sockets (7/32–7/16") and (5) Metric Hex Bit Sockets (6–10 mm)
- 1/2" drive components include (4) SAE Hex Bit Sockets (1/2–3/4") and (5) Metric Hex Bit Sockets (10–19 mm)
- Includes storage case



BLPHSSC30

BLPTSSC43 43 pc Combination Drive TORX® Socket and TORX® Bit Socket Set (Blue-Point®)

- 1/4" drive components include (5) External Sockets (E4–E8), (10) Tamper-Resistant TORX® Bit Sockets (T6–T30) and (10) Tamper-Resistant TORX® Long Bit Sockets (T6–T30)
- 3/8" drive components include: (4) External TORX® Sockets (E10–E16), (3) Tamper-Resistant TORX® Bit Sockets (T40, T45 and T50) and (3) Tamper-Resistant TORX® Long Bit Sockets (T40, T45 and T50)
- 1/2" drive components include: (4) External TORX® Sockets (E18–E24), (2) Tamper-Resistant TORX® Bit Sockets (T55 and T60) and (2) Tamper-Resistant TORX® Long Bit Sockets (T55 and T60)
- Includes storage case



BLPTSSC43

BLPTHC87 87 pc TORX® and Hex Bit Socket Set (Blue-Point®)

- 1/4" drive components include (5) External TORX® Sockets (E4–E8), (10) TORX® Bit Sockets (T6–T30), (10) Long TORX® Bit Sockets (T6–T30), (5) Metric Hex Bit Sockets (2.5–6 mm), (3) Long Metric Hex Bit Sockets (4–6 mm), (6) Hex Bit Sockets (1/8–1/4") and (3) Long Hex Bit Sockets (1/8–3/16")
- 3/8" drive components include (4) External TORX® Sockets (E10–E16), (3) TORX® Bit Sockets (T40–T50), (3) Long TORX® Bit Sockets (T40–T50), (5) Metric Hex Bit Sockets (6–10 mm), (4) Long Metric Hex Bit Sockets (7–10 mm), (4) Hex Bit Sockets (7/32–3/8") and (4) Long Hex Bit Sockets (7/32–3/8")
- 1/2" drive components include (4) External TORX® Sockets (E18–E24), (2) TORX® Bit Sockets (T55, T60), (2) Long TORX® Bit Sockets (T55, T60), (5) Metric Hex Bit Sockets (10–19 mm) and (5) Hex Bit Sockets (7/16–3/4")
- Includes storage case



BLPTHC87



• Do not use chrome or industrial finish hand tools with power drivers or impact drivers.
• Read Safety Precautions on pages W1–W4

GENERAL SERVICE SETS (Blue-Point®)



BLPBTWKIT

General Service Sets (Blue-Point®)

BLPBTWKIT 25 pc 1/4" Drive Socket/Bit Ratchet Set (Blue-Point®)

- Includes: (10) Metric Shallow Sockets (4–13 mm), (13) assorted Insert Bits, (1) 4" Extension and (1) 6" Ratcheting Bit Driver
- Great set for use on the road or at home, utilizing bits and sockets for the most common fastener applications
- Multifunction ratcheting tool drives both 1/4" sockets and 1/4" insert bits without need to utilize adaptors
- Push-button release holds sockets securely in place
- Low-profile, easy-action reverse lever won't get in the way
- 10° offset box head provides knuckle clearance
- Tough, durable nickel-chrome looks great and cleans up easily
- Compact storage case with foam insert securely holds tools in place and stores great in tight places like glove boxes, saddlebags, etc.



BLPGSS1427

BLPGSS1427 27 pc 1/4" Drive SAE General Service Set (Blue-Point®)

- Includes (11) SAE (3/16"–5/8") 6-point Shallow Sockets; (11) SAE (3/16–9/16") 6-point Deep Sockets; (3) ratchet/socket accessories; (1) quick-release ratchet; (1) spinner handle in a storage case
- Great for use at home or on the road
- Offers a full range of deep and shallow sockets for the most common fastener applications
- Smallest and most compact general service set offered
- Ratchet and handle driver both available for a variety of jobs
- Compact case fits in shallow Snap-on® toolbox drawer
- Quick-Release Ratchet
- Spinner Handle
- BLPGSS1427PB storage case



BLPGSSM1427

BLPGSSM1427 27 pc 1/4" Drive Metric General Service Set (Blue-Point®)

- Includes (11) 6-Point Metric Shallow Sockets (4–14 mm), (11) 6-point Metric Deep Sockets (4–14 mm), (3) ratchet/socket accessories, (1) quick-release ratchet and (1) spinner handle in a BLPGSSM1427PB storage case
- Great for use at home or on the road
- Offers a full range of deep and shallow sockets for the most common fastener applications
- Smallest and most compact general service set offered
- Ratchet and handle driver both available for a variety of jobs
- Compact case fits in shallow Snap-on® toolbox drawer



BLPGSS1438

BLPGSS1438 38 pc 1/4" Drive SAE/Metric General Service Socket Set (Blue-Point®)

- Includes (11) SAE (3/16–5/8") (11) Metric (4–14 mm) 6-point Shallow Sockets, (4) SAE Hex Bit Sockets (9/64, 3/16, 7/32 and 1/4"), (3) Flat Tip Bit Sockets (5/32, 3/16 and 1/4"), (2) PHILLIPS® Tip Bit Sockets (#1 and #2), (5) ratchet/socket accessories, (1) quick-release ratchet and (1) spinner handle in a storage case

General Service Sets (Blue-Point®)

BLPGSS1451A 51 pc 1/4" Drive SAE/Metric General Service Socket Set (Blue-Point®)

- Includes (10) SAE (3/16–9/16"), (13) Metric (4–14 mm) standard sockets, (3) SAE (1/4, 5/16 and 3/8") 6-point Sockets, (6) TORX® Bit Sockets (T8–T27), (6) SAE Hex Bit Sockets (1/8–5/16"), (3) Flat Tip Bit Sockets (5/32, 7/32 and 9/32"), (3) PHILLIPS® Bit Sockets (#0, #1 and #2), (6) ratchet/socket accessories and ratchet in a storage case



BLPGSS1451A

BLPGSS1462 62 pc 1/4" Drive SAE/Metric General Service Set (Blue-Point®)

- Small and compact general service set is great for use at home or on the road
- Offers a full range of deep and shallow sockets for the most common fastener applications
- Ratchet and handle driver both available for a variety of jobs
- Removable foam divider doubles as a kneeling pad
- Steel reinforced hinges on storage case
- Tools are made of high-grade steel alloy, feature a lifetime warranty and exceed ANSI® standards
- Includes (11) SAE (3/16–5/8") and (11) Metric (4–14 mm) Standard Sockets, (1) SAE (3/16–5/8") and (1) Metric (4–14 mm) Deep Sockets, (1) Bit Holder, (4) Hex Bits (9/64, 3/16, 7/32, 1/4"), (3) Flat Tip Bits (5/32, 3/16, 1/4"), (2) PHILLIPS® Bits (#1, #2), (7) ratchet/socket accessories and (1) ratchet in a storage case



BLPGSS1462

BLPGSSC100B 100 pc 3/8" Drive SAE/Metric General Service Set (Blue-Point®)

- Set covers most popular sizes of wrenches and sockets
- Tools have been newly designed and meet Snap-on® tool standards of quality
- High-quality chrome plating looks great and provides a durable, easy-to-clean finish
- Removable foam divider doubles as a kneeling pad
- Durable blow-molded case
- Includes (23) SAE and Metric 1/4" Drive Standard Depth Sockets, (32) SAE and Metric 3/8" Drive Sockets, (11) External TORX® Sockets, (19) SAE and Metric Combination Wrenches, (7) 1/4" drive and (8) 3/8" drive accessories in a storage case



BLPGSSC100B

BLPGSSC155 155 pc Combination Drive SAE/Metric General Service Set (Blue-Point®)

- Removable foam divider that doubles as a kneeling pad
- Double-injected slip-resistant Santoprene® handles
- Steel reinforced hinges on durable storage case
- Tools are made of high-grade steel alloy, feature a lifetime warranty and exceed ANSI® standards
- 1/4" drive components include: (10) SAE (3/16–9/16") and (13) Metric (4–14 mm) Standard Sockets, (10) SAE (3/16–9/16") and (11) Metric (4–14 mm) Deep Sockets, (20) assorted 1/4" hex bits with bit holder, (5) ratchet/socket accessories and (1) quick release ratchet
- 3/8" drive components include: (13) SAE (1/4–1") and (19) Metric (6–24 mm) Standard Sockets, (11) SAE (3/8–1") and (15) Metric (10–24 mm) Deep Sockets, (11) External TORX® Sockets (E4–E20), (2) Spark Plug Sockets (5/8, 13/16") (3) Metric Hex Socket Drivers (7, 8 and 10 mm), (4) Tamper-Resistant TORX® Socket Drivers (T40, T45, T50, T55), (5) ratchet/socket accessories, (1) quick-release ratchet and (1) spinner handle

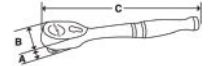


BLPGSSC155



• Do not use chrome or industrial finish hand tools with power drivers or impact drivers.
• Read Safety Precautions on pages W1–W4

RATCHETS



Dual 80® Technology Ratchets (3/8")

Stop, Turn and Listen. A smoother, stronger ratchet. Try them to believe them.

Dual 80® Technology Ratchets Feature:

- 80-tooth gear
- Seven teeth in contact with gear to provide strength and durability

Set Contains:

20ART03FR**†
20ART01FR**†

Stock No.	Description	Gear Teeth	Swing Arc	A	B	C		
FK80***	Stubby Handle Ratchet	80	4.5	9/16	1-1/4	4-3/16	•	•
F80	Standard Handle Ratchet	80	4.5	9/16	1-1/4	7-7/16	•	
GF80	Standard Industrial Handle Ratchet	80	4.5	9/16	1-1/4	7-7/16		
FL80	Long Handle	80	4.5	9/16	1-1/4	10-5/16	•	
FLL80	Extra-Long Handle	80	4.5	9/16	1-1/4	17-1/2	•	
F80MP	Multi-Position Head Ratchet	80	4.5	9/16	1-1/4	11		
FH80†	Red Soft-Grip Ratchet	80	4.5	9/16	1-1/4	9-1/2		•
FHL80†	Long Soft Grip Handle	80	4.5	9/16	1-1/4	12-1/2		•
FHLL80†	Extra-Long Soft Grip Handle	80	4.5	9/16	1-1/4	18-3/4		•
FH80MP†	Multi-Position Head Ratchet	80	4.5	9/16	1-1/4	12-1/4		

†Sets shown include foam organizer

***ASME®/ANSI® B107.10 with exception of the length

ASME®/ANSI® B107.10


Colors Available



Red Orange Green

† O G

ADD SUFFIX TO STOCK NUMBER FOR SPECIAL COLORS.



Dual 80® Technology Flex-Head Ratchets (3/8")

- **LOW HEIGHT:** Snap-on® sockets and ratchets together have the lowest height on the market; improved accessibility in constrained spaces
- **FLEXIBLE:** Screw-style joint design; repairable, adjustable, maximizes joint strength
- **DURABLE:** Made with special alloy steel; nickel-chrome plated; corrosion-resistance and strength for longer life
- **LEVERAGE:** Long contoured handle; comfortable with increased leverage
- **LASTING:** Sealed head; keeps dirt out and lubricants in; longer life
- **DUAL 80® TECHNOLOGY:** Dual pawls and 80-tooth gear; smaller ratcheting arc and more power in less lateral space
- **ACCESSIBILITY:** 80-tooth gear requires less arc to engage the next gear tooth; gets into tight spaces
- **POWERFUL:** Dual pawls; seven teeth in contact with the gears; smooth and powerful turning force

Set Contains:
 204RT02FR†
 204RT04FR†

Stock No.	Description (Chart)	Gear Teeth	Swing Arc	A	B	C		
FKF80A *†	Stubby Handle Flex-Head Ratchet	80	4.5	9/16	1-1/4	4-3/4	•	•
FF80A	Standard Handle Flex-Head	80	4.5	9/16	1-1/4	8-3/8	•	
FHF80A †	Soft-Grip Standard Flex-Head Ratchet	80	4.5	9/16	1-1/4	10-3/8		•
FLF80A	Long Handle, Flex-Head	80	4.5	9/16	1-1/4	11-1/2	•	
FHLF80A	Long Soft Grip Handle Flex Head	80	4.5	9/16	1-1/4	13-11/16		•
FLLF80	Extra-Long Handle Flex-Head	80	4.5	11/16	1-3/4	18	•	
FHLLF80	Extra-Long Soft Grip Handle, Flex-Head	80	4.5	11/16	1-3/4	19-1/2		•
FX80A **	Standard Handle Locking Flex-Head Ratchet	80	4.5	9/16	1-1/4	11-1/2		
FHX80A	Red Soft-Grip Locking Flex-Head Ratchet	80	4.5	9/16	1-1/4	11-15/16		
FLLX80	Extra-Long Handle	80	4.5	11/16	1-3/4	20		
FHLLX80	Extra-Long Soft Grip Handle	80	4.5	11/16	1-3/4	20		
FHOF80A	Red Soft-Grip Offset Flex-Head Ratchet	80	4.5	9/16	1-1/4	9-15/16		
FHBF80A †	Soft-Grip Bent Handle Flex-Head Ratchet	80	4.5	9/16	1-1/4	13-3/8		
FSLF80	Speeder Handle Flex Head	80	4.5	9/16	4-7/8	1-7/8		
F80MP	Multi-Position Head Ratchet	80	4.5	9/16	1-1/4	11		
FH80MP	Multi-Position Head Ratchet	80	4.5	9/16	1-1/4	12-1/4		

*Sets shown include foam organizer
 †Uses RKRFLF80AJT Flex Joint Repair Kit

**Uses RKRFLF80AJT Flex Joint Repair Kit and RKRFX936ALM Locking Mechanism Repair Kit

Colors Available



† O G
 ADD SUFFIX TO STOCK NUMBER FOR SPECIAL COLORS.



- Do not use "cheater bars" on handles.
- Do not immerse sealed ratchet in fluids.
- Do not replace worn parts individually; use entire contents of the service kit.
- Read Safety Precautions on pages W1-W4

RATCHETS



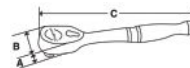
FC72



FCF72

Dual 80® Technology Compact Head Ratchets (3/8")

- Compact head design offers greater accessibility
- Swivel head ratchets provide a variety of ratcheting positions



Stock No.	Description	Gear Teeth	Swing Arc	A	B	C
FC72	Compact Head Ratchet	72	5	7/16	15/16	4-7/16
FCF72	Compact Flex-Head	72	5	7/16	15/16	6-1/4

ASME®/ANSI® B107.10



FR80



FHR80



FRL80



FRL80



FRLF80A



FHRLF80A



FRLLF80



FHRLLF80



FRX80A



FHRX80A



FRSLF80

Quick-Release Ratchets (3/8")

3/8" Drive Dual 80® Technology Standard Handle Quick-Release Ratchet

- Quick-release has a positive locking feature to hold socket/accessory securely in place when needed and push button for easy removal even with greasy or oily hands
- Contoured handle for comfort and control
- Chrome finish for easy cleanup

- 80-tooth gear
- Seven teeth in contact with gear to provide strength and durability
- Up to 25% less ratcheting arc to engage the next gear tooth
- Sealed head helps keep dirt and other contaminants out of the head mechanism

Stock No.	Description	Gear Teeth	Swing Arc	A	B	C
FR80	Standard Handle, Quick-Release	80	4.5	9/16	1-1/4	7-7/16
FHR80*	Standard Soft-Grip Handle, Quick-Release	80	4.5	9/16	1-1/4	9-9/16
FRL80	Long Handle, Quick-Release Flex-Head	80	4.5	9/16	1-1/4	10-3/8
FRL80	Extra-Long Handle Quick-Release	80	4.5	9/16	1-1/4	17-1/2
FRLF80A	Long Handle, Quick-Release Flex-Head	80	4.5	9/16	1-1/4	11-1/2
FHRLF80A*	Long Soft Grip Handle Quick-Release Flex Head	80	4.5	9/16	1-1/4	13-11/16
FRLLF80	Extra-Long Handle Flex-Head Quick-Release	80	4.5	11/16	1-3/4	18
FHRLLF80*	Extra-Long Soft Grip Handle, Flex-Head	80	4.5	11/16	1-3/4	19-1/2
FRX80A	Standard Handle, Quick-Release Locking Flex-Head	80	4.5	9/16	1-1/4	11-3/8
FHRX80A*	Standard Soft Grip Handle, Quick-Release Locking Flex-Head	80	4.5	9/16	1-1/4	11-15/16
FRSLF80	Speeder Handle Quick-Release Flex-Head	80	4.5	5/8	1-1/4	13-3/4


ASME®/ANSI® B107.10

Colors Available



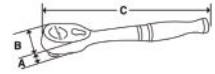
Red Orange Green
* O G

ADD SUFFIX TO STOCK NUMBER FOR SPECIAL COLORS.



Round Head Ratchets, Chrome (3/8")

Snap-on® Round Head Ratchets feature up to 100 teeth to achieve the lowest possible swing arc. Slim design is perfect for the tightest of space constraints.



Stock No.	Description	Gear Teeth	Swing Arc	A	B	C
FHCNF72*†	Compact Round Head Soft Grip Swivel	72	5	7/16	1-1/4	6-7/8
FN100	Round Head Ratchet	100	3.6	11/16	1-3/4	7-7/8
FNF100	Round Swivel Head Ratchet	100	3.6	11/16	1-3/4	10-1/4
FHN100**†	Red Soft-Grip Swivel-Head Ratchet	100	3.6	11/16	1-3/4	12-1/2
FZERO	Gearless Round Head	0	0	5/8	1-1/2	7-1/2

*TH936-12 Soft Grip Replacement Handle

**FH80-12 Soft Grip Replacement Handle

ASME®/ANSI® B107.10

Colors Available



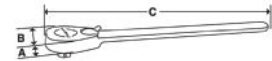
† O G
 ADD SUFFIX TO STOCK NUMBER FOR SPECIAL COLORS.



Low-Profile Ratchets (3/8")

Dual 80® Technology Low-Profile Ratchet

- Square drive design works with low-profile sockets to access restricted clearance without loss of strength
- Use with standard 3/8" drive sockets or other attachments
- Thin handle cross section allows for increased accessibility in tight quarters
- Dual 80® Technology requires less arc to engage the next gear tooth
- Seven teeth in contact with gear to provide strength and durability

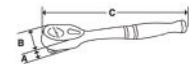


Stock No.	Description	Gear Teeth	Swing Arc	A	B	C
RAF80A	Low-Profile Ratchet	80	4.5	7/16	1-1/4	7-1/2

ASME®/ANSI® B107.10

FOD Ratchets (Foreign Object Damage) (3/8")

- For aviation and other critical applications where Foreign Object Damage prevention is crucial for success
- Designed to help prevent foreign object damage in sensitive work environments.
- The coverplate and reverse lever are permanently affixed to the ratchet head with rivets to prevent small parts debris
- Ratchets have the lowest profile and work with the shortest swing arc, providing better access to restricted areas



Stock No.	Description (Chart)	Gear Teeth	Swing Arc	A	B	C
F80FOD	Foreign Object Damage Ratchet, Standard Handle	80	4.5	9/16	1-1/4	7-7/16
GF80FOD	Industrial Handle Foreign Object Damage Ratchet	80	4.5	9/16	1-1/4	7-7/16
GFL80FOD	Long Industrial Handle Foreign Object Damage Ratchet	80	4.5	9/16	1-1/4	10-5/16

ASME®/ANSI® B107.10

Ratchet Adaptor, Chrome (3/8") F77A 3/8" Drive 20-Tooth Ratchet Adaptor

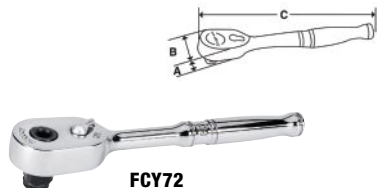


F77A

- Do not use "cheater bars" on handles.
- Do not disassemble FOD ratchet in workplace.
- Do not immerse sealed ratchet in fluids.
- Do not replace worn parts individually; use entire contents of the service kit.
- Frequently inspect, clean, and lubricate all nonsealed ratchet mechanisms with light oil.
- Read Safety Precautions on pages W1-W4



RATCHETS

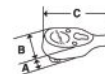


Hi-Lok® Fastener Ratchet (3/8")

3/8" Drive Dual 80° Technology Hi-Lok® Compact Head Ratchet

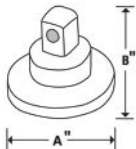
- Dual 80° Ratchet Technology features dual-pawls and a 72-tooth gear providing for more power in less lateral space
- Six teeth in full contact with gear to provide strength and durability
- A mere 5° ratcheting arc
- Sealed head helps keep dirt and other contaminants out of the head mechanism
- For use with standard or Hi-Lok® sockets

Stock No.	Description	Gear Teeth	Swing Arc	A	B	C
FCY72	Hi-Lok® Compact Head Ratchet	72	5	7/16	15/16	4-5/8



Specialty Ratchets (3/8")

Stock No.	Description (Chart)	Gear Teeth	Swing Arc	A	B	C
FZ80	Multi-Purpose Special Application Ratchet	36	10	5/8	1-3/16	3-1/4
PALMRAT	Palm Style Special Application Ratchet	20	18	1-3/16	—	2-5/8



Ratchet Spinners (3/8")

Stock No.	Description	A	B
FRS70A	Spinner Ratchet	1-1/4	1-9/32

ASME®/ANSI® B107.10



FSDR1

Ratchet Spinners (Blue-Point®) (3/8")


Stock No.	Description	A	B
FSDR1†	3/8" External Drive/1/4" Internal Square Drive Finger Ratchet (Blue-Point®)	1-1/8	1-7/16

ASME®/ANSI® B107.10

BREAKER BARS



F12LB



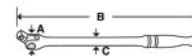
F18LA



FHBB12A



FHBB18A




Breaker Bars, Chrome (3/8")

Stock No.	Description	A	B	C
F12LB	3/8" Drive 11-9/16" Long Handle Breaker Bar	13/16	11-9/16	1/2
F18LA	3/8" Drive 18" Extra-Long Handle Breaker Bar	7/8	18	1/2
FHBB12A†	3/8" Drive 13" Soft Grip Handle Breaker Bar	13/16	13	1/2
FHBB18A†	3/8" Drive 17-1/2" Soft Grip Extra-Long Handle Breaker Bar	7/8	17-1/2	1/2

*ASME®/ANSI® B107.10

Colors Available




ADD SUFFIX TO STOCK NUMBER FOR SPECIAL COLORS.

SPEEDERS

Speeders, Chrome

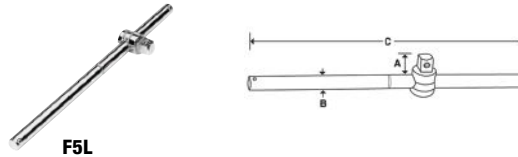
Stock No.	A	B	C	D
F4LB	13/32	7-7/8	3-1/2	17-27/32
F4LBK*	13/32	7-7/8	3-1/2	16-5/8
FSLF80	9/16	4-7/8	1-7/8	11-9/16

*Speeder with knob.



Sliding T-Handles, Chrome

Stock No.	A	B	C
F5L	3/4	13/32	8



Handled Drivers, Chrome

Stock No.	A	B	C
F40B	1/2	1	5-5/16
SGF50CR*†	1/2	5	10-7/16

*Instinct® handle does not have an internal square drive

Colors Available

Red Orange Green

† R O G

ADD SUFFIX TO STOCK NUMBER FOR SPECIAL COLORS.



DRIVE HANDLES

EXTENSIONS

Extensions/Knurled


Knurled Extensions feature:

- Chamfered drive ends for easy engagement
- Small diameter shank for maximum accessibility
- Cold formed for robust performance and made from a single piece of steel
- Knurled shaft provides fingertip control

Stock No.	Industrial Stock No.	A	B	Set Contains:		
FX1**	GF1**	1/2	1-1/2	•	•	•
FX2	—	31/64	2			
FXK3	GF1K3	13/32	3	•	•	•
FXK4	—	13/32	4	•	•	•
FXK6	GF1K6	13/32	6	•	•	•
FXK8	GF1K8	13/32	8	•	•	•
FXK11	GF1K11	13/32	11	•	•	•
FX12	—	1/2	12			
FX18	—	1/2	18		•	
FX24A	—	1/2	24		•	
FX36	—	1/2	36			
FU8A	—	2-1/16	—			•
A2A	—	3/8	1/2			•
—	GFAT1E	3/8	1/4			•

*Sets include foam organizer
**Not Knurled

Industrial finish products not included in sets.



Colors Available

Red Orange Green

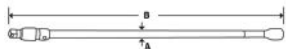
*** R O G

ADD SUFFIX TO STOCK NUMBER FOR SPECIAL COLORS.

- Do not use chrome or industrial finish hand tools with power drivers or impact drivers.
- Do not use "cheater bars" on handles.
- Pull, do not push on handle.
- Frequently inspect, clean, and lubricate all non-sealed ratchet mechanisms with light oil.
- Do not replace worn parts individually; use entire contents of the service kit.
- Do not use on or near live electrical circuits.
- Do not use adaptors with impact drivers. Do not exceed torque stamped on adaptor.
- †These products can expose you to chemicals which are known to the state of California to cause cancer and reproductive harm. See pages P1-P2 for details.
- Read Safety Precautions on pages W1-W4



EXTENSIONS



204FXKLA

Extensions/Locking, Chrome

- Release socket from extension quickly and easily
- Knurling at drive end provides easy fingertip turning

204FXKLA
Set Contains:

Stock No.	A	B	
FXKL3A	1/2	3	•
FXKL6A	1/2	6	•
FXKL8A	1/2	8	
FXKL11A	1/2	11	•
FXKL12A	1/2	12	
FXKL24A	1/2	24	•

Set includes storage tray

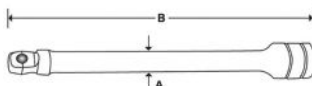
FXKLP 5 pk 3/8" Drive Locking Pins

- (5) locking pins for FXKL Series Extensions
- For use on GM® door strikers

FXKLRK 3/8" Drive Repair Kit For FXKL Series



206AFXW



206AFXWP

Extensions/Wobble, Chrome

- Wobble function provides 16° of additional accessibility
- Knurled shanks for easy fingertip turning

206AFXW
Set Contains:

Stock No.	A	B	
FXW1*	1/2	1-1/2	•
FXWK3	13/32	3	•
FXWK4	13/32	4	•
FXWK6	13/32	6	•
FXWK8	13/32	8	•
FXWK11	13/32	11	•

Set includes storage tray
*Not knurled


Extensions/Wobble Plus, Chrome

- **WOBBLE FUNCTION:** Provides 16° of additional accessibility; offset to clear obstruction; use in restricted areas
- **WOBBLE PLUS:** Usable in both wobble or rigid functions; two tools in one for more applications, saves time
- **STANDARD FUNCTION:** Provides extra reach when needed; for traditional rigid linear applications
- **DURABLE:** Special alloy steel; cold-forged; nickel-chrome plated; corrosion resistance and strength for longer life
- **CONTROL:** Knurled shank; for easy fingertip turning when working in tight quarters

206AFXWP
Set Contains:

Stock No.	A	B	
FXWP1*	1/2	1-1/2	•
FXWP3	13/32	3	•
FXWP4	13/32	4	•
FXWP6	13/32	6	•
FXWP8	13/32	8	•
FXWP11	13/32	11	•

Set includes storage tray
*Not knurled



203FXWKL

Extensions/Locking Wobble, Chrome

- Provides 16° of additional accessibility
- Quick-release locking sleeve provides secure connection and easy socket removal
- Knurled release collar for easy one-hand operation, even with slippery hands

203FXWKL
Set Contains:

Stock No.	A	B	
FXWKL3	1/2	3	•
FXWKL6	1/2	6	•
FXWKL11	1/2	11	•

Set includes storage tray

Extension Connectors, Chrome

FZ1 3/8" Drive Extension Connector

- 3/8" drive Extension Connector adds versatility to extensions, breaker bars, ratchets and crowfoot wrenches
- Connect one or more tools for a variety of ways to reach limited-access fasteners
- Use in automotive, aircraft, marine, heavy truck, plumbing and manufacturing applications



FZ1

FZ2 2 pc 3/8" Drive Extension Connector Set

- Female and male 90° connectors add versatility to extensions, breaker bars, ratchets and crowfoot wrenches when accessing hard-to-reach fasteners

Square Drive Adaptors

Stock No.	Industrial Stock No.	A	B	C	D
—	GFAT1E	3/8	1/4	11/16	1-1/4
—	GSAF1F	1/2	3/8	1-5/16	—
TA3	GTA3	1/4	3/8	1/2	15/16
A2A	GAF2A	3/8	1/2	47/64	1-5/16

ASME®/ANSI® B107.10

206EAU 6 pc 3/8" Drive Adaptor/Extension Set

- Includes (6) components in a tray—GFAT1E and A2A adaptors; FU8A universal joint and FX1, FXK3 and FXK6 extensions

1206GS 6 pc Combination Square Drive Adaptor Set

- Includes 1/4" drive GFAT1E and TA3, 3/8" drive A2A and GSAF1F, and 1/2" drive GLA12B and GLAS1E in a storage tray



206EAU

1206GS

Magnetic Adaptors, Chrome

Stock No.	A	B	C
FXM18	3/16	9/32	1-25/32
FXM112	5/16	9/32	1-25/32



FXM112

Universal Joints

Stock No.	Industrial Stock No.	A	B
FUL8A	—	3/4	3
FU8A	GFU8A	3/4	2-1/16
FU80B	—	3/4	1-3/4

ASME®/ANSI® B107.10

FUL8A 3/8" Drive 3" Locking Pin Universal Joint

- Locking pin for better socket retention

103UFTS 3 pc Combination Drive Universal Joint Set

- Includes (1) 1/4" Drive Universal Joint, (1) 3/8" Drive Universal Joint and (1) 1/2" Drive Universal Joint in storage tray



FUL8A

FU8A



GFU8A


103UFTS

Non-marring Metric Socket Inserts

- Designed for use with Snap-on® 1/4" and 3/8" drive metric sockets
- Tough glass-reinforced nylon offers excellent strength yet will not damage soft metals, plated fasteners or powder-coated surfaces
- Large lip makes insert removal easy
- Set covers most popular metric sizes; inserts are marked for easy identification
- Do not use socket inserts with impact tools

Set Contains:

Stock No.	Fastener Size, mm	Socket Size, mm	Working Torque, in-lb	
PSCM1208	8	12	80	•
PSCM1410	10	14	155	•
PSCM1612	12	16	240	•
PSCM1713	13	17	400	•
PSCM1915	15	19	450	•
PSCM2217	17	22	700	•



PSCM600

Hex-to-Square Adaptors

- 1/4" hex size; 1" length of hex

Stock No.	Length, inches
AB3042	2
AB3044	4
AB3046	6

Insert Bit Style, non-impact



AB3044

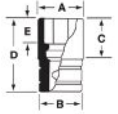
AB3042

AB3046



- Do not use chrome or industrial finish hand tools with power drivers or impact drivers.
- Do not use adaptors with impact drivers.
- Do not exceed torque stamped on adaptor.
- Read Safety Precautions on pages W1-W4

FLANK DRIVE® XTRA SOCKETS



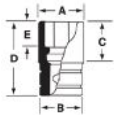
YFSM161

Flank Drive® Xtra Shallow, mm, Chrome

Set Contains:

mm	6	A	B	C	D	E	Set Contains:	
							6	6
6	YFSM61	9.5	17.5	11.1	23.0	5.6		•
7	YFSM71	11.1	17.5	11.1	23.0	5.6		•
8	YFSM81	11.9	17.5	11.1	23.0	6.4	•	•
9	YFSM91	13.5	17.5	11.1	23.0	6.4	•	•
10	YFSM101	14.3	17.5	11.1	23.0	6.4	•	•
11	YFSM111	15.9	17.5	11.1	23.0	7.1	•	•
12	YFSM121	16.7	17.5	11.9	24.6	7.9	•	•
13	YFSM131	18.3	18.3	12.6	24.6	7.9	•	•
14	YFSM141	19.8	19.8	13.1	25.4	10.3	•	•
15	YFSM151	20.6	20.6	15.2	27.8	10.3	•	•
16	YFSM161	21.4	21.4	15.6	28.6	11.9	•	•
17	YFSM171	23.0	23.0	16.0	29.4	12.7	•	•
18	YFSM181	24.6	24.6	16.5	30.2	12.7	•	•
19	YFSM191	25.4	25.4	17.2	31.0	12.7	•	•
20	YFSM201	27.0	27.0	17.8	31.8	12.7		•

Sets shown include magnetic storage tray



YFS141

Flank Drive® Xtra Shallow, Inches, Chrome

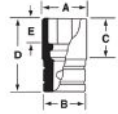
Set Contains:

Inches	6	A	B	C	D	E	Set Contains:	
							6	6
1/4	YFS081	13/32	11/16	13/32	29/32	7/32	•	•
5/16	YFS101	15/32	11/16	13/32	29/32	1/4	•	•
11/32	YFS111	1/2	11/16	13/32	29/32	1/4		•
3/8	YFS121	9/16	11/16	13/32	29/32	1/4	•	•
7/16	YFS141	5/8	11/16	13/32	29/32	9/32	•	•
1/2	YFS161	23/32	23/32	7/16	31/32	5/16	•	•
9/16	YFS181	25/32	25/32	9/16	1-3/32	13/32	•	•
5/8	YFS201	27/32	27/32	19/32	1-1/8	15/32	•	•
11/16	YFS221	15/16	15/16	19/32	1-5/32	1/2	•	•
3/4	YFS241	1	1	21/32	1-7/32	1/2	•	•
13/16	YFS261	1-1/16	1-1/16	11/16	1-1/4	1/2	•	•
7/8	YFS281	1-5/32	1-5/32	3/4	1-9/32	9/16	•	•
15/16	YFS301	1-1/4	1-1/4	13/16	1-3/8	9/16		•
1	YFS321	1-5/16	1-5/16	13/16	1-13/32	9/16		•

Sets shown include magnetic storage tray



212YFMSY



Flank Drive® Xtra Semi-Deep, mm, Chrome

Set Contains:

212YFMSY

mm	6	A	B	C	D	E	6
6	YFMS6	10.3	17.5	29.3	41.3	5.6	
7	YFMS7	11.1	17.5	29.3	41.3	6.4	
8	YFMS8	11.9	17.5	29.3	41.3	6.4	•
9	YFMS9	13.5	17.5	29.3	41.3	6.4	•
10	YFMS10	14.3	17.5	29.3	41.3	7.1	•
11	YFMS11	15.9	17.5	29.3	41.3	9.5	•
12	YFMS12	16.7	17.5	29.3	41.3	9.5	•
13	YFMS13	18.3	18.3	29.3	41.3	10.3	•
14	YFMS14	19.8	19.8	23.6	41.3	10.3	•
15	YFMS15	20.6	20.6	23.6	41.3	10.3	•
16	YFMS16	21.4	21.4	23.4	41.3	10.3	•
17	YFMS17	23.0	23.0	23.4	41.3	11.1	•
18	YFMS18	24.6	24.6	23.3	41.3	11.1	•
19	YFMS19	25.4	25.4	23.1	41.3	12.7	•
20	YFMS20	27.0	27.0	22.7	41.3	12.7	•

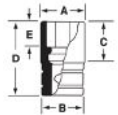


YFMS16

Sets shown include magnetic storage tray



211YFSSY



Flank Drive® Xtra Semi-Deep, SAE, Chrome

Set Contains:

211YFSSY

	6	A	B	C	D	E	6
1/4	YFSS081	13/32	11/16	1-1/8	1-5/8	7/32	•
5/16	YFSS101	15/32	11/16	1-1/8	1-5/8	1/4	•
3/8	YFSS121	9/16	11/16	1-1/8	1-5/8	9/32	•
7/16	YFSS141	5/8	11/16	1-1/8	1-5/8	3/8	•
1/2	YFSS161	23/32	23/32	1-1/8	1-5/8	13/32	•
9/16	YFSS181	25/32	25/32	29/32	1-5/8	13/32	•
5/8	YFSS201	27/32	27/32	29/32	1-5/8	13/32	•
11/16	YFSS221	15/16	15/16	29/32	1-5/8	7/16	•
3/4	YFSS241	1.0	1.0	1-1/16	1-5/8	19/32	•
13/16	YFSS261	17/16	17/16	1-1/16	1-5/8	21/32	•
7/8	YFSS281	1-5/32	1-5/32	1-3/16	1-23/32	23/32	•
15/16	YFSS301	1-1/4	1-1/4	1-3/16	1-3/4	23/32	•
1	YFSS321	1-5/16	1-5/16	1-7/32	1-3/4	3/4	•



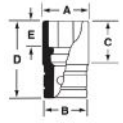
YFSS221

Sets shown include magnetic storage tray



- Do not use chrome or industrial finish hand tools with power drivers or impact drivers.
- Read Safety Precautions on pages W1-W4

FLANK DRIVE® XTRA SOCKETS



Flank Drive® Xtra Deep, mm, Chrome

Set Contains:

212YSFSMY

215YSFSMY



YSFSM8



YSFSM19

mm	6	A	B	C	D	E	6	6
6	YSFSM6	10.3	17.5	42.0	54.0	5.6		•
7	YSFSM7	11.1	17.5	42.0	54.0	6.4		•
8	YSFSM8	11.9	17.5	42.0	54.0	6.4	•	•
9	YSFSM9	13.5	17.5	42.0	54.0	6.4	•	•
10	YSFSM10	14.3	17.5	42.0	54.0	7.1	•	•
11	YSFSM11	15.9	17.5	42.0	54.0	9.5	•	•
12	YSFSM12	16.7	17.5	42.0	54.0	9.5	•	•
13	YSFSM13	18.3	18.3	42.0	54.0	10.3	•	•
14	YSFSM14	19.8	19.8	42.6	60.3	10.3	•	•
15	YSFSM15	20.6	20.6	42.6	60.3	10.3	•	•
16	YSFSM16	21.4	21.4	42.4	60.3	10.3	•	•
17	YSFSM17	23.0	23.0	48.8	66.7	12.7	•	•
18	YSFSM18	24.6	24.6	48.7	66.7	12.7	•	•
19	YSFSM19	25.4	25.4	48.5	66.7	15.1	•	•
20	YSFSM20	27.0	27.0	48.1	66.7	15.1		•

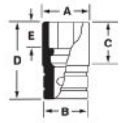
Sets shown include magnetic storage tray



211YSFSY



214YSFSY



Flank Drive® Xtra Deep, Inches, Chrome

Set Contains:

211YSFSY

214YSFSY



YSFS161

II	6	A	B	C	D	E	6	6
1/4	YSFS081	13/32	11/16	1-5/8	2-1/8	7/32	•	•
5/16	YSFS101	15/32	11/16	1-5/8	2-1/8	9/32	•	•
11/32	YSFS111	1/2	11/16	1-5/8	2-1/8	1/4		•
3/8	YSFS121	9/16	11/16	1-5/8	2-1/8	9/32	•	•
7/16	YSFS141	5/8	11/16	1-5/8	2-1/8	3/8	•	•
1/2	YSFS161	23/32	23/32	1-5/8	2-1/8	13/32	•	•
9/16	YSFS181	25/32	25/32	1-21/32	2-3/8	13/32	•	•
5/8	YSFS201	27/32	27/32	1-21/32	2-3/8	15/32	•	•
11/16	YSFS221	15/16	15/16	1-29/32	2-5/8	1/2	•	•
3/4	YSFS241	1	1	1-29/32	2-5/8	19/32	•	•
13/16	YSFS261	1-1/16	1-1/16	2	2-3/4	21/32	•	•
7/8	YSFS281	1-5/32	1-5/32	2	2-3/4	23/32	•	•
15/16	YSFS301	1-1/4	1-1/4	2	2-3/4	3/4		•
1	YSFS321	1-5/16	1-5/16	1-31/32	2-3/4	13/16		•

Sets shown include magnetic storage tray

FLANK DRIVE® SOCKETS

3/8" DRIVE TOOLS



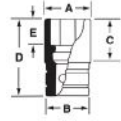
FM14



GFM9A



212FSMY



Shallow, mm, Chrome

Set Contains:

212FSMY

212FSMY

mm	6	12	12	A	B	C	D	E	6	12
6	FSM61	FM6	—	9.5	17.5	11.1	23.0	5.6		
7	FSM71	FM7	—	11.1	17.5	11.1	23.0	5.6		
8	FSM81	FM8	—	11.9	17.5	11.1	23.0	6.4	•	•
9	FSM91	FM9	GFM9A	13.5	17.5	11.1	23.0	6.4	•	•
10	FSM101	FM10	—	14.3	17.5	11.6	23.8	6.4	•	•
11	FSM111	FM11	—	15.9	17.5	11.1	23.0	7.1	•	•
12	FSM121	FM12	—	16.7	17.5	11.9	24.6	7.9	•	•
13	FSM131	FM13	—	18.3	17.5	12.6	24.6	7.9	•	•
14	FSM141	FM14	—	19.8	19.1	13.1	25.4	10.3	•	•
15	FSM151	FM15	—	20.6	19.8	15.2	27.8	10.3	•	•
16	FSM161	FM16	—	21.4	20.6	15.6	28.6	11.9	•	•
17	FSM171	FM17	—	23.0	22.2	16.0	29.4	12.7	•	•
18	FSM181	FM18	—	24.6	23.8	16.5	30.2	12.7	•	•
19	FSM191	FM19	—	25.4	24.6	17.2	31.0	12.7	•	•
20	FSM201	FM20	—	27.0	26.2	17.8	31.8	12.7		
21	FSM211	FM21	—	28.6	27.8	18.1	31.8	14.3		
22	FSM221	FM22	—	29.4	28.6	19.2	32.5	14.3		
23	FSM231	FM23	—	30.2	29.4	19.3	33.3	14.3		
24	FSM241	FM24	—	31.8	31.0	21.1	34.9	14.3		
25	FSM251	FM25	—	32.5	31.8	21.3	35.7	14.3		
26	FSM261	FM26	—	34.1	33.3	22.0	36.5	14.3		
27	—	FM27	—	36.5	35.7	26.5	38.9	14.3		

Sets shown include magnetic storage tray
ASME®/ANSI® B107.5



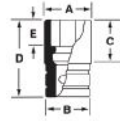
F201



GF201



214FSY



Shallow, Inches, Chrome

Set Contains:

214FSY

211FSY

211FSY

II	6	12	6	12	A	B	C	D	E	6	6	12
1/4	FS081	F081	GFS081	GF081	13/32	11/16	13/32	29/32	7/32	•	•	•
5/16	FS101	F101	GFS101	GF101	15/32	11/16	13/32	29/32	1/4	•	•	•
11/32	FS111	F111	—	GF111	1/2	11/16	13/32	29/32	1/4	•		
3/8	FS121	F121	GFS121	GF121	9/16	11/16	13/32	29/32	1/4	•	•	•
7/16	FS141	F141	GFS141	GF141	5/8	11/16	13/32	29/32	9/32	•	•	•
1/2	FS161	F161	GFS161	GF161	23/32	11/16	7/16	31/32	5/16	•	•	•
9/16	FS181	F181	GFS181	GF181	25/32	3/4	9/16	1-3/32	13/32	•	•	•
19/32	—	—	—	GF191	13/16	25/32	19/32	1-3/32	3/8			
5/8	FS201	F201	GFS201	GF201	27/32	13/16	19/32	1-1/8	15/32	•	•	•
11/16	FS221	F221	GFS221	GF221	15/16	29/32	5/8	1-5/32	1/2	•	•	•
3/4	FS241	F241	GFS241	GF241	1	31/32	21/32	1-7/32	1/2	•	•	•
13/16	FS261	F261	GFS261	GF261	1-1/16	1-1/32	11/16	1-1/4	1/2	•	•	•
7/8	FS281	F281	GFS281	GF281	1-5/32	1-1/8	23/32	1-9/32	9/16	•	•	•
15/16	FS301	F301	GFS301	GF301	1-1/4	1-7/32	13/16	1-3/8	9/16	•		
1	FS321	F321	GFS321	GF321	1-5/16	1-9/32	13/16	1-13/32	9/16	•		

Sets shown include magnetic storage tray
ASME®/ANSI® B107.1



• Do not use chrome or industrial finish hand tools with power drivers or impact drivers.
• Read Safety Precautions on pages W1-W4

FLANK DRIVE® SOCKETS



FMS14

212FSMSY



FSS201

211FSSY

Semi-Deep, mm, Chrome

Set Contains:

212FSMSY
212FSMSY

mm	6	12	A	B	C	D	E	6	12
6	FMS6	FMS6	9.5	17.5	29.3	41.3	5.6		
7	FMS7	FMS7	11.1	17.5	29.3	41.3	6.4		
8	FMS8	FMS8	11.9	17.5	29.3	41.3	6.4	•	•
9	FMS9	FMS9	13.5	17.5	29.3	41.3	6.4	•	•
10	FMS10	FMS10	14.3	17.5	29.3	41.3	7.1	•	•
11	FMS11	FMS11	15.9	17.5	29.3	41.3	9.5	•	•
12	FMS12	FMS12	16.7	17.5	29.3	41.3	9.5	•	•
13	FMS13	FMS13	18.3	17.5	29.3	41.3	10.3	•	•
14	FMS14	FMS14	19.8	19.1	23.6	41.3	10.3	•	•
15	FMS15	FMS15	20.6	19.8	23.6	41.3	10.3	•	•
16	FMS16	FMS16	21.4	20.5	23.4	41.3	10.3	•	•
17	FMS17	FMS17	23.0	22.2	23.4	41.3	11.1	•	•
18	FMS18	FMS18	24.6	23.8	23.3	41.3	11.1	•	•
19	FMS19	FMS19	25.4	24.6	23.1	41.3	12.7	•	•
20	FMS20	FMS20	27.0	26.2	22.7	41.3	12.7		

Sets shown include magnetic storage tray
ASME®/ANSI® B107.5

Semi-Deep, Inches, Chrome

Set Contains:

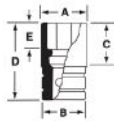
211FSSY

Size, inches	Stock No.	A	B	C	D	E	
1/4	FSS081	13/32	11/16	1-1/8	1-5/8	7/32	•
5/16	FSS101	15/32	11/16	1-1/8	1-5/8	1/4	•
3/8	FSS121	9/16	11/16	1-1/8	1-5/8	9/32	•
7/16	FSS141	5/8	11/16	1-1/8	1-5/8	3/8	•
1/2	FSS161	23/32	11/16	1-1/8	1-5/8	13/32	•
9/16	FSS181	25/32	3/4	29/32	1-5/8	13/32	•
5/8	FSS201	27/32	13/16	29/32	1-5/8	13/32	•
11/16	FSS221	15/16	29/32	29/32	1-5/8	7/16	•
3/4	FSS241	1	31/32	1-3/32	1-5/8	19/32	•
13/16	FSS261	1-1/16	1-1/32	1-3/32	1-5/8	21/32	•
7/8	FSS281	1-5/32	1-1/8	1-3/16	1-23/32	23/32	•
15/16	FSS301	1-1/4	1-7/32	1-7/32	1-3/4	23/32	
1	FSS321	1-5/16	1-9/32	1-3/16	1-3/4	3/4	

Set shown includes magnetic storage tray
ASME®/ANSI® B107.1



FDS201



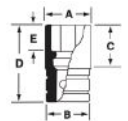
SFMS9



SFM19



212SFMSY



Semi-Deep, Inches, Chrome

11	12	A	B	C	D	E
1/4	FDS081	13/32	11/16	3/4	1-1/4	7/32
9/32	FDS091	7/16	11/16	3/4	1-1/4	7/32
5/16	FDS101	15/32	11/16	3/4	1-1/4	1/4
11/16	FDS111	1/2	11/16	3/4	1-1/4	9/32
3/8	FDS121	9/16	11/16	1	1-1/2	9/32
7/16	FDS141	5/8	11/16	1	1-1/2	3/8
1/2	FDS161	23/32	11/16	1-1/8	1-5/8	13/32
9/16	FDS181	25/32	3/4	7/8	1-5/8	13/32
5/8	FDS201	27/32	13/16	7/8	1-5/8	15/32
11/16	FDS221	15/16	29/32	7/8	1-5/8	1/2
3/4	FDS241	1	31/32	1-3/32	1-5/8	19/32
25/32	FDS251	1-1/16	1-1/32	1-1/8	1-5/8	5/8
13/16	FDS261	1-1/16	1-1/32	1-3/32	1-5/8	21/32
7/8	FDS281	1-5/32	1-1/8	1-3/16	1-23/32	23/32
15/16	FDS301	1-1/4	1-7/32	1-7/32	1-3/4	23/32
1	FDS321	1-5/16	1-9/32	1-3/16	1-3/4	3/4

Set shown includes magnetic storage tray
ASME®/ANSI® B107.1

Deep, mm, Chrome

Set Contains:

212SFMSY
212SFMSY

mm	6	12	A	B	C	D	E	6	12
6	SFMS6	SFM6	10.3	17.5	42.0	54.0	5.6		
7	SFMS7	SFM7	11.1	17.5	42.0	54.0	6.4		
8	SFMS8	SFM8	11.9	17.5	42.0	54.0	6.4	•	•
9	SFMS9	SFM9	13.5	17.5	42.0	54.0	6.4	•	•
10	SFMS10	SFM10	14.3	17.5	42.0	54.0	7.1	•	•
11	SFMS11	SFM11	15.9	17.5	42.0	54.0	9.5	•	•
12	SFMS12	SFM12	16.7	17.5	42.0	54.0	9.5	•	•
13	SFMS13	SFM13	18.3	17.5	42.0	54.0	10.3	•	•
14	SFMS14	SFM14	19.8	19.1	42.6	60.3	10.3	•	•
15	SFMS15	SFM15	20.6	19.8	42.6	60.3	10.3	•	•
16	SFMS16	SFM16	21.4	20.6	42.4	60.3	10.3	•	•
17	SFMS17	SFM17	23.0	22.2	48.8	66.7	12.7	•	•
18	SFMS18	SFM18	24.6	23.8	48.7	66.7	12.7	•	•
19	SFMS19	SFM19	25.4	24.6	48.5	66.7	15.1	•	•
20	SFMS20	SFM20	27.0	26.2	48.1	66.7	15.1		
21	SFMS21	SFM21	28.6	27.8	48.1	66.7	15.1		
22	SFMS22	—	29.4	28.6	54.1	73.0	15.1		

Sets shown include magnetic storage tray
ASME®/ANSI® B107.5

Extra-Long, inches

SFSL181 3/8" Drive 6-Point SAE 9/16" Extra-Long Socket

- Manufactured from special alloy steel
- Precision machined and heat-treated for optimum strength and durability
- Nickel-chrome finish helps protect against corrosion and makes it easy to wipe clean
- Flank Drive® wrenching system grips fastener on the flanks/flats, increasing torque and preventing fastener corners from rounding off
- Socket is 7-1/2" long allowing the long reach needed



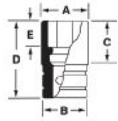
SFSL181



SF201

GSF181

211SFSY



Deep, Inches, Chrome

Socket Size	Set Contains:				A	B	C	D	E	Set Contains:		
	6	12	6	12						6	12	12
1/4	SFS081	SF081	GSFS081	GSF081	13/32	11/16	1-5/8	2-1/8	7/32	•	•	•
9/32	—	SF091	—	—	7/16	11/16	1-5/8	2-1/8	7/32			
5/16	SFS101	SF101	GSFS101	GSF101	15/32	11/16	1-5/8	2-1/8	9/32	•	•	•
11/32	SFS111	SF111	—	—	1/2	11/16	1-5/8	2-1/8	1/4			
3/8	SFS121	SF121	GSFS121	GSF121	9/16	11/16	1-5/8	2-1/8	9/32	•	•	•
7/16	SFS141	SF141	GSFS141	GSF141	5/8	11/16	1-5/8	2-1/8	3/8	•	•	•
1/2	SFS161	SF161	GSFS161	GSF161	23/32	11/16	1-5/8	2-1/8	13/32	•	•	•
9/16	SFS181	SF181	GSFS181	GSF181	25/32	3/4	1-21/32	2-3/8	13/32	•	•	•
19/32	—	SF191	—	—	13/16	25/32	1-21/32	2-3/8	13/32		•	
5/8	SFS201	SF201	GSFS201	GSF201	27/32	13/16	1-21/32	2-3/8	15/32	•	•	•
11/16	SFS221	SF221	GSFS221	GSF221	15/16	29/32	1-29/32	2-5/8	1/2	•	•	•
3/4	SFS241	SF241	GSFS241	GSF241	1	31/32	1-29/32	2-5/8	19/32	•	•	•
25/32	—	SF251	—	—	1-1/16	1-1/32	2-1/8	2-5/8	5/8			
13/16	SFS261	SF261	GSFS261	GSF261	1-1/16	1-1/32	2	2-3/4	21/32	•	•	•
7/8	SFS281	SF281	GSFS281	GSF281	1-5/32	1-1/8	2	2-3/4	23/32	•	•	•
15/16	SFS301	SF301	GSFS301	GSF301	1-1/4	1-7/32	2	2-3/4	3/4		•	
1	SFS321	SF321	GSFS321	GSF321	1-5/16	1-9/32	1-31/32	2-3/4	13/16		•	

Sets shown include magnetic storage tray
ASME®/ANSI® B107.1

Shallow/Deep Sets, mm, Chrome (3/8")

mm	Set Contains:		mm	Set Contains:	
	6-Point Metric Flank Drive® Shallow Socket	6		6-Point Metric Flank Drive® Deep Socket	6
8	FSM81	•	8	SFSM8	•
9	FSM91	•	9	SFSM9	•
10	FSM101	•	10	SFSM10	•
11	FSM111	•	11	SFSM11	•
12	FSM121	•	12	SFSM12	•
13	FSM131	•	13	SFSM13	•
14	FSM141	•	14	SFSM14	•
15	FSM151	•	15	SFSM15	•
16	FSM161	•	16	SFSM16	•
17	FSM171	•	17	SFSM17	•
18	FSM181	•	18	SFSM18	•
19	FSM191	•	19	SFSM19	•

ASME®/ANSI® B107.5



224SFFSM

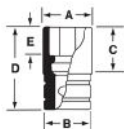
224SFFSM 24 pc 3/8" Drive 6-Point Metric Flank Drive® Shallow/Deep Combination Socket Set

- Includes (12) shallow sockets (8–19 mm) and (12) deep sockets (8–19 mm)
- Includes magnetic storage tray



• Do not use chrome or industrial finish hand tools with power drivers or impact drivers.
• Read Safety Precautions on pages W1–W4

FLANK DRIVE® SOCKETS



222SFFS

222SFFS 22 pc 3/8" Drive 6-Point SAE Flank Drive® Shallow/Deep Combination Socket Set

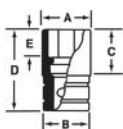
- Includes (11) shallow sockets (1/4–7/8") and (11) deep sockets (1/4–7/8")
- Includes magnetic storage tray

Shallow/Deep Sets, Inches, Chrome (3/8")

Set Contains: 222SFFS		Set Contains: 222SFFS			
11	6-Point SAE Flank Drive® Shallow Socket	6	11	6-Point SAE Flank Drive® Deep Socket	6
1/4	FS081	•	1/4	SFS081*	•
5/16	FS101	•	5/16	SFS101*	•
3/8	FS121	•	3/8	SFS121*	•
7/16	FS141	•	7/16	SFS141*	•
1/2	FS161	•	1/2	SFS161*	•
9/16	FS181	•	9/16	SFS181*	•
5/8	FS201	•	5/8	SFS201*	•
11/16	FS221	•	11/16	SFS221*	•
3/4	FS241	•	3/4	SFS241*	•
13/16	FS261	•	13/16	SFS261*	•
7/8	FS281	•	7/8	SFS281*	•

ASME®/ANSI® B107.1

FLANK DRIVE® LOW-PROFILE SOCKETS



RFM12



210RAFMA

Low-Profile Socket Sets, mm

mm	6	12	A	B	C	D	E	6	12	6
8	RFSM8	RFM8	11.6	16.5	—	16.8	3.8	•	•	•
9	RFSM9	RFM9	13.0	16.5	—	17.0	4.1	•	•	•
10	RFSM10	RFM10	14.3	16.5	—	17.3	4.3	•	•	•
11	RFSM11	RFM11	16.0	16.5	—	17.7	4.8	•	•	•
12	RFSM12	RFM12	17.2	16.5	9.8	18.1	5.1	•	•	•
13	RFSM13	RFM13	18.0	17.2	10.3	18.5	5.6	•	•	•
14	RFSM14	RFM14	19.6	18.8	10.5	18.7	6.1	•	•	•
15	RFSM15	RFM15	20.4	19.6	10.8	19.1	6.6	•	•	•
16	RFSM16	RFM16	21.1	20.4	11.4	19.6	7.1	•	•	•
17	RFSM17	RFM17	22.8	22.0	11.9	20.1	7.4	•	•	•
18	RFSM18	RFM18	24.3	23.6	12.5	20.8	7.9	•	•	•
19	RFSM19	RFM19	25.1	16.5	13.3	21.5	8.2	•	•	•

Sets include storage tray

*Set includes RAF80A ratchet



RF181



210RARFA

Low-Profile Socket Sets, inches

11	12	A	B	C	D	E	12	12
1/4	RF081	0.46	0.65	0.34	0.66	0.15	•	•
5/16	RF101	0.46	0.65	—	0.66	0.21	•	•
11/32	RF111	0.49	0.65	0.36	0.68	0.22	•	•
3/8	RF121	0.56	0.65	0.37	0.69	0.22	•	•
7/16	RF141	0.62	0.65	0.38	0.7	0.26	•	•
1/2	RF161	0.71	0.68	0.41	0.71	0.27	•	•
9/16	RF181	0.77	0.74	0.45	0.75	0.32	•	•
5/8	RF201	0.83	0.8	0.47	0.79	0.37	•	•
11/16	RF221	0.93	0.9	0.52	0.81	0.38	•	•
3/4	RF241	0.99	0.96	0.57	0.82	0.37	•	•

Sets include storage tray

*Set includes RAF80A ratchet

FLANK DRIVE® LOW-PROFILE SOCKETS

Essential Socket Sets

208ES10MMY 8 pc 3/8" Drive Essential 10 mm Socket Set

208ES13MMY 8 pc 3/8" Drive Essential 13 mm Socket Set

- The innovative Flank Drive® wrenching system provides flat-to-flat contact for up to 20% more turning power
- The Flank Drive® Xtra wrenching system grips fasteners with the angled contour of the socket wall—delivering higher strength and up to 50% more turning power on damaged fasteners
- Welded pivot pin reinforces socket wall and allows full 30° of uninterrupted, smooth action for efficient power transfer at any angle with no loss in torque output
- Manufactured from the highest quality proprietary steel, providing optimum strength and durability



208ES10MMY



208ES13MMY

FLANK DRIVE® UNIVERSAL SOCKETS



FUM18A

206FSUMA

Set Contains:

206FSUMA
209FUMY

Shallow, mm, Chrome

mm	6	12	A	B	C	D	E	6	12
8	FSUM8A	—	11.4	18	9	41.1	6.4		
10	FSUM10A	FUM10A	14.3	18	9	41.1	6.4	•	•
11	FSUM11A	—	15.3	18	9	41.1	7.1		
12	FSUM12A	FUM12A	16.7	18	11	43.2	7.9	•	•
13	FSUM13A	FUM13A	18	18	9.4	43.2	7.9	•	•
14	FSUM14A	FUM14A	19.6	18	11.7	45.5	8.9	•	•
15	FSUM15A	FUM15A	20.3	18.7	10	45.7	8.9	•	•
16	FSUM16A	FUM16A	21.1	18.7	10.9	46.7	10.2		•
17	FSUM17A	FUM17A	22.8	18.7	12.4	48.8	10.4	•	•
18	FSUM18A	FUM18A	24.2	18.7	12.4	48.8	10.7		•
19	FSUM19A	FUM19A	25.1	18.7	14.2	50.5	11.7		•
22	FSUM22A	—	29.1	18.9	15.1	53.8	13		

Sets include storage tray



FU26B

206AFSA

Set Contains:

206AFSA
212FUY
206FUA

Shallow, Inches, Chrome

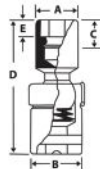
II	6	12	A	B	C	D	E	6	12	12
5/16	FS10C	FU10C	31/64	23/32	55/64	1-5/8	1/4		•	
3/8	FS12C	FU12C	17/32	23/32	55/64	1-5/8	1/4		•	
7/16	FS14C	FU14C	41/64	23/32	55/64	1-5/8	17/64	•	•	•
1/2	FS16C	FU16C	23/32	23/32	15/16	1-11/16	17/64	•	•	•
9/16	FS18B	FU18B	25/32	3/4	1-1/32	1-13/16	21/64	•	•	•
5/8	FS20B	FU20B	27/32	3/4	1-1/32	1-13/16	23/64	•	•	•
11/16	FS22B	FU22B	15/16	3/4	1-11/64	1-15/16	25/64	•	•	•
3/4	FS24B	FU24B	1	3/4	1-7/32	2	27/64	•	•	•
13/16	—	FU26B	1-1/16	3/4	1-9/32	2-1/16	15/32		•	
7/8	—	FU28B	1-5/32	3/4	1-9/32	2-1/16	33/64		•	
15/16	—	FU30A	1-1/4	3/4	1-33/64	2-9/32	35/64		•	
1	—	FU32A	1-5/16	3/4	1-33/64	2-9/32	9/16		•	

Sets shown include magnetic storage tray
ASME®/ANSI® B107.5m



- Do not use chrome or industrial finish hand tools with power drivers or impact drivers.
- Frequently inspect, clean and lubricate all non-sealed ratchet mechanisms with light oil
- Read Safety Precautions on pages W1-W4

FLANK DRIVE® UNIVERSAL SOCKETS



Deep, mm, Chrome

Set Contains: **206SFSUM**

mm	6	A	B	C	D	E	6
8	SFSUM8	11.5	18.3	42.5	61.9	6.7	
10	SFSUM10	14.3	18.3	42.5	61.9	7.5	•
11	SFSUM11	15.5	18.3	27.0	61.9	9.5	
12	SFSUM12	17.1	18.3	27.0	61.9	9.5	•
13	SFSUM13	18.3	18.3	26.2	61.1	8.3	•
14	SFSUM14	19.8	18.3	26.2	61.1	9.1	•
15	SFSUM15	20.6	19.1	25.0	61.9	9.5	•
16	SFSUM16	21.4	19.1	25.0	61.9	10.3	
17	SFSUM17	23.0	19.1	22.6	61.9	10.7	•
18	SFSUM18	24.6	19.1	22.6	61.9	10.7	
19	SFSUM19	25.4	19.1	22.6	61.9	11.9	

Set includes storage tray

Deep, Inches, Chrome

Set Contains: **207FSU**

Hex	6	12	A	B	C	D	E	6
3/8	FSU12	FDSU12A	9/16	11/16	—	2-13/32	3/8	•
7/16	FSU14	FDSU14A	5/8	11/16	2-13/32	7/16		•
1/2	FSU16	FDSU16A	23/32	11/16	2-13/32	15/32		•
9/16	FDSU18	—	25/32	3/4	1-15/64	2	3/8	•
5/8	FDSU20	—	27/32	3/4	1-5/16	2-3/32	15/32	•
11/16	FDSU22	—	15/16	3/4	1-25/64	2-5/32	33/64	•
3/4	FDSU24	—	1	3/4	1-15/32	2-1/4	39/64	•
9/16	—	FSU18	25/32	3/4	63/64	2-7/16	33/64	
5/8	—	FSU20	27/32	3/4	63/64	2-7/16	35/64	
11/16	—	FSU22	15/16	3/4	57/64	2-7/16	35/64	
3/4	—	FSU24	1	3/4	57/64	2-7/16	35/64	

Set includes storage tray

TORX® SOCKETS



Low-Profile TORX®

Set Contains: **207RFLE**

#	Stock No.	A	B	C	
E8	RFLE80	17.2	11.4	17.3	•
E10	RFLE100	17.2	12.8	20.6	•
E11	RFLE110	17.2	14.3	21.1	•
E12	RFLE120	17.2	15.6	21.7	•
E14	RFLE140	17.2	16.9	23.0	•
E16	RFLE160	17.9	18.7	24.3	•
E18	RFLE180	19.5	20.3	25.4	•

Set shown includes magnetic storage tray.



Shallow TORX®, Chrome

#	Stock No.	A	B	C
E8	FLE80A	15/32	11/16	1-5/32
E10	FLE100A	1/2	11/16	1-5/32
E11	FLE110A	9/16	11/16	1-5/32
E12	FLE120A	9/16	11/16	1-5/32
E14	FLE140A	5/8	11/16	1-5/32
E16	FLE160A	3/4	11/16	1-1/4
E18	FLE180A	13/16	25/32	1-5/16

Sets shown include magnetic storage tray



213AFLEY 13 pc Combination Drive TORX® Shallow Socket Set

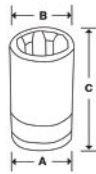
- Includes (6) 1/4" drive (E4–E10), (3) 3/8" drive (E11–E14) and (4) 1/2" drive (E16–E24) TORX® shallow sockets in a magnetic storage tray
- Nickel-chrome plating helps protect against corrosion and makes it easy to wipe clean
- Manufactured from special alloy steel and treated for optimum strength and durability
- Use of a standard TORX® bit socket on a TORX Plus® fastener may result in a rounded out fastener head or damaged bit socket

210AFLEY 10 pc Combination Drive TORX® Shallow Socket Set

- Includes (10) sockets—1/4" drive (E4–E8) and 3/8" drive (E10–E18)



FLEP180



TORX Plus®, Chrome

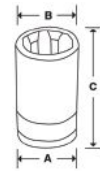
#	Stock No.	A	B	C
EP18	FLEP180	3/4	13/16	1-5/16

FLEP180 3/8" Drive TORX Plus® EP18 Socket

- Use to remove seat hold-down nuts on 1999 and later GM® full-size pickup trucks
- 3/8" square drive



FLEL80

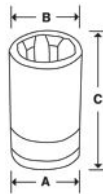


Long TORX®, Chrome

#	Stock No.	A	B	C
E8	FLEL80	19/32	7/16	5



FLCE120



Shallow TORX® with Countersink

#	Stock No.	A	B	C
E12	FLCE120	19/32	11/16	1-5/32
E14	FLCE140	11/16	5/8	1-5/32
E16	FLCE160	23/32	3/4	1-1/4
E18	FLCE180	25/32	13/16	1-5/16

FLCE120 3/8" Drive TORX® E12 Socket with Countersink

- Use to remove/install fasteners that hold window regulators in place for BMW® 5 and 7 Series

FLCE140 3/8" Drive TORX® E14 Socket with Countersink

- For connecting rod cap bolts on various Toyota® and Scion® vehicles
- The FLCE140 is similar to Toyota® special tool number 09013-1C551

FLCE160 3/8" Drive TORX® E16 Socket with Countersink

- For cam sprocket on 2.5L FB engine on 2011 and current Subaru® Forester® vehicles
- For camshaft timing gear assembly on various 2012 Toyota® vehicles
- Similar to Toyota® special tool number 09013-1C560

FLCE180 3/8" Drive TORX® E18 Socket with Countersink

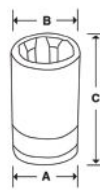
- For spider gear in the rear differential on a 2010-current Chevrolet® Camaro® vehicles



GFLEPL180



FLEPL140



TORX Plus® with Countersink

#	Stock No.	Industrial Stock No.	A	B	C
8EP	FLEPL80	GFLEPL80	7/16	11/16	1-5/32
10EP	FLEPL100	GFLEPL100	1/2	11/16	1-5/32
12EP	FLEPL120	GFLEPL120	19/32	11/16	1-5/32
14EP	FLEPL140	GFLEPL140	5/8	11/16	1-5/32
16EP	FLEPL160	GFLEPL160	3/4	23/32	1-1/4
18EP	FLEPL180	GFLEPL180	13/16	25/32	1-5/16



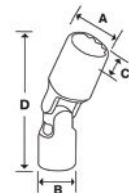
SFLE120

Deep TORX®

Stock No.	Description
SFLE120	3/8" Drive TORX® E12 Deep Socket



FSE180



Universal TORX®, Chrome

#	Stock No.	A	B	C	D
E8	FSE80	3/8	11/16	9/32	1-5/8
E10	FSE100	15/32	11/16	5/16	1-11/16
E12	FSE120	9/16	11/16	11/32	1-25/32
E14	FSE140	5/8	11/16	13/32	1-7/8
E16	FSE160	23/32	3/4	1-1/4	2-1/32
E18	FSE180	13/16	3/4	1-1/4	2-1/32
E20	FSE200	15/16	3/4	1-19/64	2-3/32



- Do not use chrome or industrial finish hand tools with power drivers or impact drivers.
- Do not use "cheater bars" on handles.
- Read Safety Precautions on pages W1-W4

SPLINE SOCKETS

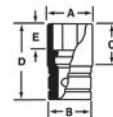
Snap-on® spline wrenching tools have been developed to service high-tensile strength spline nuts and bolts widely used on both military and commercial aircraft. Precise, radial spline teeth engage the fastener over a wider area to minimize stress, allow application of high torque to reduce risk of damage to the fastener or to the tool. Chrome tools comply with AS954, Military Spec.



MS-33787 and MIL-W-8982. (Industrial finish tools comply with performance specifications and differ only in finish.) The unique spline wrenching configuration can also be used on ordinary 6- and 12-point fasteners with an advantage similar to the Snap-on® Flank Drive® wrenching system.



FES120B

Shallow, Inches, Chrome (3/8")



		Stock No.	A	B	C	D	E
#12 (3/8)	3/8	FES120B	17/32	21/32	15/32	1-1/16	11/32
#14 (7/16")	7/16	FES140B	5/8	11/16	1/2	1-3/32	7/16
#16 (1/2")	1/2	FES160B	23/32	23/32	—	1-3/32	29/64
#18 (9/16")	9/16	FES180B	13/16	13/16	—	1-3/32	15/32
#20 (5/8")	5/8	FES200B	7/8	7/8	—	2-3/8	9/16

209TFES 9 pc Combination Drive SAE Shallow Spline Socket Set



- Includes 1/4" drive TES7B–TES10B and 3/8" drive FES120B–FES200B Shallow Spline Sockets (9 pc) (#7–20, 7/32–5/8") in magnetic socket tray



FEL120B

Deep, Inches, Chrome (3/8")



		Stock No.	A	B	C	D	E
#12 (3/8)	3/8	FEL120B	17/32	21/32	1-17/32	2-1/8	11/32
#14 (7/16")	7/16	FEL140B	5/8	11/16	1-17/32	2-1/8	7/16
#16 (1/2")	1/2	FEL160B	23/32	23/32	1-5/8	2-1/8	7/16
#18 (9/16")	9/16	FEL180B	13/16	13/16	—	2-3/8	15/32
#20 (5/8")	5/8	FEL200B	7/8	7/8	—	2-3/8	9/16

207TFEL 7 pc Combination Drive SAE Deep Spline Socket Set



- Includes 1/4" drive TEL7B–TEL10B and 3/8" drive FEL120B–FEL200B Deep Spline Sockets (7 pc) (#7–20, 7/32–5/8") in magnetic socket tray



FELM10B

Deep, Metric, Chrome (3/8")





		Stock No.	A	B	C	D	E
#10 (5/16)	10	FELM10B	14.5	16.8	40.4	54.0	10.0




FESU120B

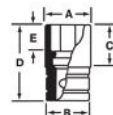
Shallow Universal, Inches, Chrome (3/8")



		Stock No.	A	B	C	D	E
#12 (3/8)	3/8	FESU120B	9/16	3/4	5/8	1-31/32	11/32
#14 (7/16")	7/16	FESU140B	21/32	3/4	11/16	2-1/32	13/32
#16 (1/2")	1/2	FESU160B	3/4	3/4	11/16	2-1/16	7/16
#18 (9/16")	9/16	FESU180B	27/32	3/4	23/32	2-1/8	7/16

Double Square, Inches, Chrome

	Stock No.	A	B	C	D	E
1/4	F308	1/2	21/32	3/8	27/32	7/32
5/16	F310	9/16	21/32	3/8	27/32	1/4
3/8	F312	21/32	11/16	15/32	15/16	9/32
7/16	F314	25/32	11/16	17/32	1	5/16
1/2	F316	7/8	25/32	17/32	1	5/16
9/16	F318	1	29/32	19/32	1-1/8	7/16
5/8	F320	1-1/16	31/32	19/32	1-1/8	7/16



F308



FRXM10




210FRXM



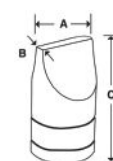
Set Contains:
210FRXM

Flank Drive® Flare Nut Sockets, mm

	Stock No.	A	B	C	D	
10	FRXM10	16.9	18.3	53.3	7.2	•
11	FRXM11	18.1	18.7	53.3	8.3	•
12	FRXM12	19.3	18.3	53.3	8.8	•
13	FRXM13	20.4	19.1	62.5	9.4	•
14	FRXM14	22.0	20.5	62.5	10.4	•
15	FRXM15	22.6	21.0	71.6	11.2	•
16	FRXM16	23.5	21.9	71.6	11.7	•
17	FRXM17	25.1	23.5	78.0	12.7	•
18	FRXM18	25.9	24.3	83.8	13.5	•
19	FRXM19	26.7	25.1	89.9	14.2	•
21	FRXM21	29.89	29.13	89.92	13.46	



GF22



Drag Link, Industrial

Applications include use on the engine oil fill cap on Kawasaki® UN1500, UN1600 and UN2000 motorcycles.

Stock No.	A	B	C
GF22	11/16 (17)	7/64	1-1/4

Set shown includes magnetic storage tray.




207FRX



Set Contains:
207FRX

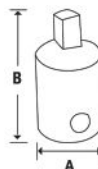
Flank Drive® Flare Nut Sockets, inches

	Stock No.	A	B	C	D	
3/8	FRX121	5/8	3/4	2-3/32	9/32	•
7/16	FRX141	23/32	3/4	2-3/32	11/32	•
1/2	FRX161	13/16	3/4	2-1/8	3/8	•
9/16	FRX181	7/8	13/16	2-15/32	13/32	•
5/8	FRX201	15/16	7/8	2-27/32	15/32	•
11/16	FRX221	1	15/16	3-7/32	1/2	•
3/4	FRX241	1-1/16	1	3-11/32	9/16	•
7/8	FRX281	1-1/4	1-7/32	3-7/32	21/32	


Set shown includes magnetic storage tray.



PMM406A

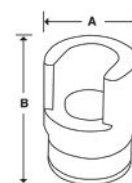


Pipe Plug, mm, Chrome


	External Stock No.	A	B	Internal Stock No.	A	B
6	PMM406A	16.4	31.0	PMP406A	17.2	25.8
8	PMM408A	17.2	31.0	—	—	—
10	PMM410A	17.2	28.4	PMP410A	18.8	25.4



FD120



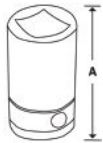
WEATHERHead® Fittings

	Stock No.	A	B
3/8	FD120	11/16	1-1/4
7/16	FD140	13/16	1-1/4
15/32	FD150	7/8	1-1/4
1/2	FD160	15/16	1-1/4
17/32	FD170	1	1-1/4
9/16	FD180	1-1/16	1-1/4
19/32	FD190	1-1/16	1-1/4
21/32	FD210	1-3/16	1-3/8
11/16	FD220	1-3/16	1-3/8
3/4	FD240	1-1/4	1-3/8
25/32	FD250	1-1/4	1-3/8




• Do not use chrome and industrial finish hand tools with power drivers or impact drivers.
• Read Safety Precautions on pages W1-W4

SPECIAL APPLICATION SOCKETS



211PPPMY

Pipe Plug, Inches, Chrome

	External Stock No.	A	Internal Stock No.	A
3/16	PPM406A	1-1/8		
1/4	PPM408A	1-1/8	PP408A	1
9/32	PPM409A	1-1/8	PP409A	1
5/16	PPM410A	1-1/8	PP410A	1
11/32	PPM411A	1-1/8	PP411A	1
3/8	PPM412A	1-1/8	PP412A	1

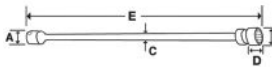
Set shown includes magnetic storage tray.

211PPPMY 11 pc 3/8" Drive SAE Internal/External Pipe Plug Socket Set





- Includes PPM406A–PPM412A (3/16–3/8") external sockets and PP408A–PP412A (1/4–3/8") internal sockets in a magnetic storage tray
- Manufactured from special alloy steel
- Precision forged and heat treated for optimum strength and durability
- Nickel-chrome plating helps protect against corrosion and makes it easy to wipe clean

206PFSXM
Set Contains:

Swivel Ball Extension Sockets, mm, Industrial



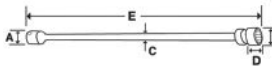
206PFSXM

			A	B	C	D	E	
8	PFSXM908B	—	19.1	11.4	9.5	6.3	243.4	
10	PFSXM910B	—	19.1	14.4	9.5	5.6	243.4	•
11	PFSXM911B	—	19.1	15.6	9.5	6.3	243.8	•
12	PFSXM912B	—	19.1	16.9	9.5	6.8	244.6	•
13	PFSXM913B	PFLXM13B	19.1	18.4	12.4	7.6	245.9	•
14	PFSXM914B	—	19.1	19.8	12.4	9.1	247.9	•
15	PFSXM915B	—	19.1	20.4	12.4	9.1	247.4	•
17	PFSXM917B	—	19.2	24.4	13.4	13.2	241.3	

Set includes storage tray

206PFSXM 6 pc 3/8" Drive 6-Point Metric Swivel Ball Extension Socket Set

- Includes PFSXM910B–PFSXM915B (10–15 mm)
- Applications include transmission pan bolts on Toyota® and Lexus® vehicles; faster and easier intake removal on Volvo® vehicles; several underdash applications
- Great for difficult access where the use of one tool works better than three (socket, swivel and extension)
- Flank Drive® wrenching configuration where the socket grips the fastener on the flanks/flats increasing torque by 15–20%
- Machined from tough alloy steel



TORX® Swivel Ball Extension Sockets, Industrial

Size	Stock No.	A	B	C	D	E	Set Contains:
E8	PFSXE908B	3/4	7/16	3/8	1/4	9-1/2	•
E10	PFSXE910B	3/4	1/2	3/8	1/4	9-1/2	•
E12	PFSXE912B	3/4	5/8	1/2	3/8	9-1/2	•
E14	PFSXE914B	3/4	5/8	1/2	3/8	9-5/8	•

204PFSXEBR
Set Contains:



204PFSXEBR

204PFSXEBR 4 pc 3/8" Drive External TORX® Power Swivel Extension Socket Foam Set

- Great for difficult access where the use of one tool works better than three (socket, swivel and extension)
- 30° uninterrupted swivel action means greater accessibility in tight quarters, allowing for easier, faster removal of stubborn fasteners, thus saving time
- Laser-welded pivot pin allows smooth, full 30° swivel action for efficient power transfer at any angle with no loss in torque output, prolonging the life of the socket
- Spring-loaded adjustable swivel pre-positions the socket for quick accessibility
- Socket end is manufactured to exact tolerances with a shallow lead-in countersink which ensures a tight fit to regular height and low profile fasteners reducing the chance of slippage or damage
- Manufactured from special alloy steel and heat-treated for optimum strength and durability
- Industrial finish helps protect against corrosion
- Modular foam organizer is designed for maximum tool concentration on the smallest possible footprint and can be reconfigured in the drawer to accommodate new tool sets

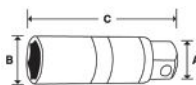
FLANK DRIVE® SPARK PLUG SOCKETS

3/8" DRIVE TOOLS

Standard, mm

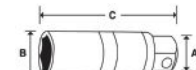
mm	6	12	Stock No.	A	B	C	Rubber Insert
14 mm	S9714MKL	—	S9714MKL	16.0	19.6	149.2	S9714MK-2
14 mm	S9714MKS	—	S9714MKS	16.0	19.6	66.0	S9714MK-2
18 mm	S9711KA	—	S9711KA	11/16	24.3	66.9	S9706KARI
14 mm	—	S9714MK	S9714MK	16.0	19.6	66.0	S9714MK-2
14 mm	—	S9714MKDEU	S9714MKDEU	16.0	19.6	66.0	S9714MK-2
14 mm	—	S9714MKDL	S9714MKDL	16.0	19.6	149.2	S9714MK-2
16 mm	—	S9716MKDL	S9716MKDL	5/8	20.4	101.6	S9706KARI

ANSI® B107.34M



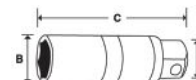
Ball Joint Swivel

	6	A	C	Rubber Insert
13/16	S9709KB	3/8	3-25/32	S9705A2
5/8	S9710KC	3/8	3-25/32	S9706KARI



Universal

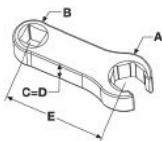
#	6	12	A	B	C	Rubber Insert
13/16"	S9704KFUA	—	3/8	13/16	3-9/16	S9705A2
5/8"	S9706KFUA	—	3/8	5/8	3-23/32	S9706KARI
9/16"	S9716KFUA	—	3/8	3/4	2-15/16	S9714MK-2
14 mm	S9714MKFUA	—	3/8	25/32	3-1/8	S9714MK-2
14	—	S9714MKDFUA	3/8	25/32	3-1/8 (79.5)	S9714MK-2
5/8	S9706KFUAMAG	—	3/8	27/32	3-3/4	S9706KARI



TORQUE ADAPTORS



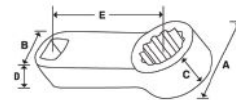
208FRDHM



208FRDHM



208FRDH



208FRDH

Standard, mm, Chrome (3/8")

Set Contains:

Working Torque, in-lb	mm	12	A	B	C	D	E	12
212	8	FRDHM8	12.1	19.1	6.2	10.9	50.8	
420	10	FRDHM10	17.1	18.8	7.8	11.0	50.8	•
690	12	FRDHM12	18.8	18.8	8.2	11.0	50.8	•
720	13	FRDHM13	21.0	18.8	7.8	11.0	50.8	•
1,050	14	FRDHM14	21.0	18.8	9.4	11.0	50.8	•
1,200	15	FRDHM15	25.1	18.8	7.8	11.0	50.8	•
1,400	16	FRDHM16	22.6	18.8	11.0	11.0	50.8	•
804	17	FRDHM17	25.1	18.8	12.4	10.9	50.8	
1,400	18	FRDHM18	22.4	18.8	13.3	11.0	50.8	•
1,400	19	FRDHM19	27.4	18.8	13.3	11.0	50.8	•
2,000	21	FRDHM21	30.9	18.8	10.9	10.9	50.8	
2,000	22	FRDHM22	32.7	18.8	11.0	11.0	50.800	

Standard, Inches, Chrome (3/8")

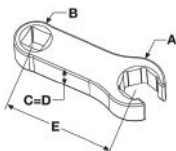
Set Contains:

Working Torque, in-lb		12	A	B	C	D	E	12
190	5/16	FRDH101	0.475	.750	1/4	7/16	2	•
420	3/8	FRDH121	0.570	.750	5/16	7/16	2	•
500	7/16	FRDH141	0.655	.750	11/32	7/16	2	•
710	1/2	FRDH161	0.740	.750	11/32	7/16	2	•
1,050	9/16	FRDH181	0.825	.750	3/8	7/16	2	•
1,400	5/8	FRDH201	0.890	.750	7/16	7/16	2	•
1,400	11/16	FRDH221	0.989	.750	1/2	7/16	2	•
1,400	3/4	FRDH241	1.080	.750	1/2	7/16	2	•
2,000	7/8	FRDH281	1.28	3/4	7/16	7/16	2.0	
2,706	15/16	FRDH301	1.374	.750	7/16	7/16	2	



- Do not use chrome or industrial finish hand tools with power drivers or impact drivers.
- Read Safety Precautions on pages W1-W4

TORQUE ADAPTORS



206FRHLM1015



206FRHLM1621

Flare Nut, mm, Chrome (3/8")

- Flare nut torque adaptor geometry allows for simplified access and better engagement on line nuts
- Square drive geometry and consistent two inch center-to-center distance allows for reliable torque application with the use of a torque wrench
- Nickel-chrome finish helps protect against corrosion and makes it easy to wipe clean
- Heat treated for optimum strength and durability

Set Contains:

206FRHLM1015

206FRHLM1621

Working Torque, in-lb	mm	Stock No.	A	B	C	D	E		
320	10	FRHLM10	19.736	18.796	9.144	9.144	50.800	•	
400	11	FRHLM11	21.031	18.796	9.144	9.144	50.800	•	
480	12	FRHLM12	22.352	18.796	9.144	9.144	50.800	•	
560	13	FRHLM13	23.673	18.796	9.144	9.144	50.800	•	
640	14	FRHLM14	25.0	18.796	11.430	11.430	50.800	•	
720	15	FRHLM15	26.314	18.796	11.430	11.430	50.800	•	
800	16	FRHLM16	27.610	18.796	11.430	11.430	50.800		•
880	17	FRHLM17	28.931	18.796	12.192	12.192	50.800		•
960	18	FRHLM18	30.251	18.796	12.192	12.192	50.800		•
1,040	19	FRHLM19	31.623	18.796	12.192	12.192	50.800		•
1,120	20	FRHLM20	32.664	18.796	14.478	14.478	50.800		•
1,200	21	FRHLM21	33.706	18.796	14.478	14.478	50.800		•



FTA35

Torque Adaptor

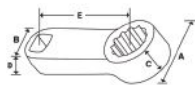
FTA35 3/8" Drive Female/Male Torque Adaptor

- 3.5" center-to-center

SPLINE TORQUE ADAPTORS

Spline, Low-Profile, inches

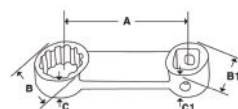
- Precision crafted from special alloy steel and heat treated for optimum strength and durability
- Nickel-chrome finish helps protect against corrosion and makes it easy to wipe clean
- Unique spline wrenching configuration can be used on ordinary 6- and 12-point fasteners
- Ideal for use with torque wrenches
- Will save time and avoid clearance issues when working on propeller assemblies
- Works on a wide variety of Lycoming® and Continental® engines used in Piper®, Cessna® and Mooney® aircraft



FRESL24

Working Torque, in-lb	mm	Stock No.	A	B	C	D	E
224	7/16	FRESL14	3/4 (19.05)	3/4 (19.05)	3/16 (4.76)	7/16 (11.11)	2 (50.8)
312	1/2	FRESL16	25/32 (19.84)	3/4 (19.05)	3/16 (4.76)	7/16 (11.11)	2 (50.8)
360	9/16	FRESL18	13/16 (20.64)	3/4 (19.05)	3/16 (4.76)	7/16 (11.11)	2 (50.8)
480	5/8	FRESL20	29/32 (22.8)	47/64 (18.8)	3/16 (4.7)	7/16 (10.9)	2 (50.8)
556	11/16	FRESL22	1 (25.1)	47/64 (18.8)	3/16 (4.7)	7/16 (10.9)	2 (50.8)
465	3/4	FRESL24	1-5/64 (50.2)	3/4 (19.05)	7/16 (11.11)	3/16 (4.76)	2 (50.8)
605	7/8	FRESL28	1-1/4 (31.75)	3/4 (19.05)	7/16 (11.11)	3/16 (4.76)	2 (50.8)
888	15/16	FRESL30	1-5/16 (33.9)	47/64 (18.8)	3/16 (4.7)	7/16 (10.9)	2 (50.8)

Spline, Inches, Chrome (3/8")



FRES10

Working Torque, in-lb	mm	Stock No.	A	B-B1	C-C1
140	7/32	FRES7	2	.375-.750	1/4-7/16
195	1/4	FRES8	2	.400-.750	1/4-7/16
220	9/32	FRES9	2	.445-.750	1/4-7/16
250	5/16	FRES10	2	.490-.750	1/4-7/16
515	3/8	FRES12	2	.590-.750	5/16-7/16
875	7/16	FRES14	2	.680-.750	5/16-7/16
1,575	1/2	FRES16	2	.745-.750	5/16-7/16
1,750	9/16	FRES18	2	.825-.750	3/8-7/16
1,750	5/8	FRES20	2	.895-.750	3/8-7/16
1,750	11/16	FRES22	2	.997-.750	1/2-7/16
1,750	3/4	FRES24	2	1.08-.750	9/16-7/16

★ TORX®/Standard, Industrial (3/8")

Set Contains:

207EFTXY

#	Chrome Stock No.	Industrial Stock No.	A	B	C	D	
T27	FTX27E	GFTX27E	1-3/4	45/64	11/16	FTX27E2	•
T30	FTX30E	GFTX30E	1-3/4	45/64	11/16	FTX30E2	•
T40	FTX40E	GFTX40E	1-3/4	45/64	11/16	FTX40E2	•
T45	FTX45E	GFTX45E	2-1/16	1	11/16	FTX45E2	•
T47	FTX47E	—	2-1/16	1	11/16	FTX47E2	•
T50	FTX50E	GFTX50E	2-1/16	1	11/16	FTX50E2	•
T55	FTX55E	GFTX55E	2-1/16	1	45/64	FTX55E2	•
T60	FTX60E	—	2-7/32	1-17/64	15/16	FTX60E2	•



207EFTXY



212EFTXY

Set includes storage tray
*T47 is not a TORX® licensed product.

207EFTXY 7 pc 3/8" Drive TORX® Bit Standard Socket Set

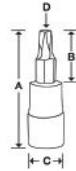
- Includes (7) sockets (FTX27E–FTX55E TORX® sockets) plus FTX47E GM® Style Driver (T27–T55 plus GM® style T47) in a storage tray

212EFTXY 12 pc Combination Drive TORX® Bit Standard Socket Set

- Includes (5) 1/4" drive TORX® drivers (TTX8E–TTX25E), plus (6) 3/8" drive TORX® drivers (FTX27E–FTX55E) and (1) 3/8" drive FTX47E GM®-style driver (T47) in a magnetic storage tray
- High-grade steel for strength and reliability
- Nickel-chrome plating helps protect against corrosion and makes it easy to wipe clean
- Use of a standard TORX® bit socket on a TORX Plus® fastener may result in a rounded out fastener head or damaged bit socket

★ TORX®/Long, Chrome (3/8")

#	Stock No.	A	B	C	D
T27	FTXL27E	4-1/4	3-13/64	11/16	FTXL27E2
T30	FTXL30E	4-1/4	3-13/64	11/16	FTXL30E2
T40	FTXL40E	4-1/4	3-13/64	11/16	FTXL40E2
T45	FTXL45E	4-1/4	3-13/64	11/16	FTXL45E2
T50	FTXL50E	4-1/4	3-13/64	11/16	FTXL50E2



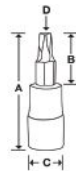
FTXL27E

210EFTXL 10 pc Combination Drive TORX® Bit Long Socket Set

- Includes 1/4" drive TTXL8E–TTXL25E (T8–T25) and 3/8" drive FTXL27E–FTXL50E (T27–T50) in a storage tray
- Nickel-chrome plating helps protect against corrosion and makes it easy to wipe clean
- Manufactured from special alloy steel and treated for optimum strength and durability
- Use of a standard TORX® bit socket on a TORX Plus® fastener may result in a rounded out fastener head or damaged bit socket

★ TORX®/Tamper-Resistant, Chrome (3/8")

#	Stock No.	A	B	C	D
T27	FTXR27E	1-49/64	45/64	11/16	FTXR27E2
T30	FTXR30E	1-49/64	45/64	11/16	FTXR30E2
T40	FTXR40E	1-49/64	45/64	11/16	FTXR40E2
T45	FTXR45E	2-1/16	1	11/16	FTXR45E2
T50	FTXR50E	2-1/16	1	11/16	FTXR50E2



FTXR27E

210EFTXY 10 pc Combination Drive TORX® Bit Tamper-Resistant Socket Set

- Includes 1/4" drive TTXR8E–TTXR25E (TR8–TR25) and 3/8" drive FTXR27E–FTXR50E (TR27–TR50) in a magnetic storage tray
- Two piece pinless design holds bit securely in socket while facilitating quick bit replacement
- Cold-formed socket delivers a strong, durable tool
- Nickel-chrome alloy finish resists against rust and corrosion



210EFTXY

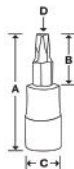


• Do not use chrome or industrial finish hand tools with power drivers or impact drivers.
• Read Safety Precautions on pages W1–W4

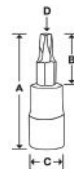
TORX® BIT SOCKETS



207EFTXYSE



FTXB27E



★ TORX®/Stubby, Chrome (3/8")

Set Contains:

207EFTXYSE

#	Stock No.	A	B	C	D	
T27	FTX27SE	1-13/32	11/32	11/16	FTX27SE2	•
T30	FTX30SE	1-13/32	11/32	11/16	FTX30SE2	•
T40	FTX40SE	1-13/32	11/32	11/16	FTX40SE2	•
T45	FTX45SE	1-13/32	11/32	11/16	FTX45SE2	•
T47	FTX47SE*	1-13/32	11/32	11/16	FTX47SE2	•
T50	FTX50SE	1-13/32	11/32	11/16	FTX50SE2	•
T55	FTX55SE	1-29/64	25/64	45/64	FTX55SE2	•

Set shown includes magnetic storage tray.
*T47 is not a TORX® licensed product.

★ TORX®/Heavy-Duty Removal, Chrome (3/8")

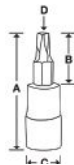
#	Stock No.	A	B	C	D	
T27	FTXB27E	1-49/64	45/64	11/16	FTXB27E2	
T30	FTXB30E	1-49/64	45/64	11/16	FTXB30E2	
T40	FTXB40E	1-49/64	45/64	11/16	FTXB40E2	
T45	FTXB45E	2-1/16	1	11/16	FTXB45E2	
T50	FTXB50E	2-1/16	1	11/16	FTXB50E2	
T55	FTXB55E	2-1/32	31/32	45/64	FTXB55E2	

209EFTXBY 9 pc Combination Drive TORX® Bit Heavy-Duty Removal Socket Set

- Includes 1/4" drive TTXB15E–TTXB25E (T15–T25) and 3/8" drive FTXB27E–FTXB50E (T27–T55) in a magnetic storage tray
- Tapered profile provides better engagement on stubborn fasteners
- Nickel-chrome plating helps protect against corrosion and makes it easy to wipe clean
- Manufactured from special alloy steel and treated for optimum strength and durability
- Use of a standard TORX® bit socket on a TORX Plus® fastener may result in a rounded out fastener head or damaged bit socket



211EFTXTPY



★ TORX Plus®/Tamper-Resistant, Chrome (3/8")

#	Stock No.	A	B	C	D
T27	FTXR27TPE	1-49/64	45/64	11/16	FTXR27TPE2
T30	FTXR30TPE	1-49/64	45/64	11/16	FTXR30TPE2
T40	FTXR40TPE	1-49/64	45/64	11/16	FTXR40TPE2
T45	FTXR45TPE	2-1/32	31/32	11/16	FTXR45TPE2
T50	FTXR50TPE	2-9/64	1-5/64	45/64	FTXR50TPE2
T55	FTXR55TPE	2-11/32	1-9/32	15/16	FTXR55TPE2

FTXR40TPE 3/8" Drive TORX Plus® 40IPR Tamper-Resistant Bit Socket Driver

- Quickly removes and replaces the reverse idler shaft on 2001/2002 Ford® Mustang® GT® vehicles using the TREMEC3650 manual transmission
- Also use on the camshaft bolts on 2008 Toyota® Tundra® with the 5.7 L engine
- Five-lobe configuration
- 2 pc pinless design holds bit securely in socket while facilitating quick bit replacement
- Cold-formed socket delivers a strong, durable tool
- Chrome plating resists corrosion and clean easily
- For sale to authorized technicians only

211EFTXTPY 11 pc Combination Drive Tamper-Resistant TORX Plus® Socket Driver Set

- Includes 1/4" drive (8IPR–55IPR) and 3/8" Drive (27IPR–55IPR)
- Applications: 2003 Ford® Mustang® transmissions, 2004 Ford® F-150® transfer case, 2004 Porsche® Cayenne® turbo air sensor, Delphi® and Stanadyne® pumps, Cummins® B and C engine injection pumps and John Deere® diesel injector pumps
- Includes magnetic storage tray

Combination Bit Socket Sets

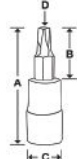
237HEXTORXST 37 pc Combination Drive Socket Driver Set

- Up to 20% stronger than 1 pc bit designs and up to twice ANSI® proof load
- Heat-treated for strength and durability
- Precise fit to fasteners and multiple detents for secure drive attachment
- Includes:
 - (5) 1/4" Drive Standard TORX® Bit Sockets
 - (7) 3/8" Drive Standard TORX® Bit Sockets
 - (7) 3/8" Drive Stubby TORX® Bit Sockets
 - (3) 3/8" Drive Triple Square Drivers
 - (7) 3/8" Drive Metric Hex Bit Sockets
 - (4) 1/4" Drive Stubby Metric Hex Bit Sockets
 - (4) 3/8" Drive Stubby Metric Hex Bit Sockets

237HEXTORXST



GFTX500E



★ TORX®/Special Application, Chrome (3/8")

#	Stock No.	Description	A	B	C	D
T40	FTXEL40E	3/8" Drive TORX® T40 Extra-Long Bit Socket Driver	7-1/2	6-7/16	11/16	FTXEL40E2
T45	FTXEL45E	3/8" Drive TORX® T45 Extra-Long Bit Socket Driver	7-11/16	6-5/8	11/16	FTXEL45E2
T40	FTXR40TPE	3/8" Drive TORX Plus® 40IPR Tamper-Resistant Bit Socket Driver	1-49/64	45/64	11/16	FTXR40TPE2
T30	FTXEL30TPE	3/8" Drive TORX Plus® T30 Extra-Long Bit Socket Driver	5	3-15/16	11/16	FTXEL30TPE2

FTXEL30TPE 3/8" Drive TORX Plus® T30 Extra-Long Bit Socket Driver

- For removing the engine harness from the firewall on 2007 and newer
- For Volvo® trucks with D16, MPT 8 and MPT 10 engines, Cummins® ISX fuel timing and metering actuators

FTXEL40E 3/8" Drive TORX® T40 Extra-Long Bit Socket Driver

- Applications include service on intake manifold bolts on Ford® 5.0 L engines with fuel injection, model years 1985–1990

FTXEL45E 3/8" Drive TORX® T45 Extra-Long Bit Socket Driver

- Quickly and easily access intake bolts on Cummins® N14 diesel engines without removing the air pump
- Can also be used on older Cummins® NH Big Cam 4 diesel engines
- 3/8" square drive
- Various applications on European vehicles

GFTX500E 3/8" Drive T47 GM®-Style Bit Socket Driver

- For use on GM® door strikers and seat belt bolts

★ TORX Plus®/Chrome (3/8")

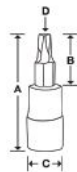
#	Stock No.	A	B	C	D
T27	FTX27TPE	1-49/64	45/64	11/16	FTX27TPE2
T30	FTX30TPE	1-49/64	45/64	11/16	FTX30TPE2
T40	FTX40TPE	1-49/64	45/64	11/16	FTX40TPE2
T45	FTX45TPE	2-9/64	1-5/64	11/16	FTX45TPE2
T50	FTX50TPE	2-9/64	1-5/64	45/64	FTX50TPE2
T55	FTX55TPE	2-27/64	1-23/64	15/16	FTX55TPE2



FTX27TPE



211EFTXTPY



211EFTXTPY 11 pc Combination Drive TORX Plus® Bit Socket Driver Set

- Includes 1/4" drive (81P–251P) and 3/8" drive (271P–551P) in a magnetic storage tray
- TORX Plus® fasteners may be found in most vehicles from 1999–present
- Common applications include GM® transmission bell housing bolts, Ford® seat belt anchors, and Ford® Taurus® and Sable® front spring shields
- Use of a standard TORX® driver on TORX Plus® fasteners may result in a rounded-out fastener head or damaged driver

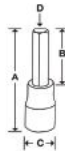


- Do not use chrome or industrial finish hand tools with power drivers or impact drivers.
- Read Safety Precautions on pages W1–W4

METRIC HEX BIT SOCKETS



211EFAMY



Hex/Standard, mm,
Chrome (3/8")

Set
Contains:

211EFAMY
207EFAMY

mm		A	B	C	D		
2	FAM2E	51.1	24.1	17.2	FAM2E2		
2.5	FAM2.5E	51.1	24.1	17.2	FAM2.5E2		
3	FAM3E	51.1	24.1	17.2	FAM3E2		
4	FAM4E	52.3	25.4	17.2	FAM4E2	•	•
5	FAM5E	52.3	25.4	17.2	FAM5E2	•	•
6	FAM6E	52.6	25.4	17.2	FAM6E2	•	•
7	FAM7E	52.6	25.7	17.2	FAM7E2	•	•
8	FAM8E	52.3	25.4	17.2	FAM8E2	•	•
9	FAM9E	52.6	25.7	17.2	FAM9E2	•	•
10	FAM10E	52.6	25.7	17.2	FAM10E2	•	•
11	FAM11E	66.2	39.2	17.2	FAM11E2	•	
12	FAM12E	66.7	39.8	20.2	FAM12E2	•	
13	FAM13E	67.7	40.8	20.2	FAM13E2	•	
14	FAM14E	67.7	40.8	24	FAM14E2	•	

Sets shown include magnetic storage tray

210EFTAMY 10 pc Combination Drive Metric Standard Hex Bit Socket Set

- Includes 1/4" drive TMAM2E–TMAM3E (2–3 mm) and 3/8" drive FAM4E–FAM10E (4–10 mm) in a magnetic storage tray



FAMXS10E

208EFTAMXSY



Hex/Stubby, mm, Chrome (3/8")

mm		A	B	C	D
7	FAMXS7E	34.8	7.9	17.2	FAMXS7E2
8	FAMXS8E	35.8	8.9	17.2	FAMXS8E2
9	FAMXS9E	36.8	9.9	17.2	FAMXS9E2
10	FAMXS10E	37.8	10.9	17.2	FAMXS10E2

208EFTAMXSY 8 pc Combination Drive Metric Hex Bit Stubby Socket Driver Set

- Includes 1/4" drive TMAMXS3E–TMAMXS6E (3–6 mm) and 3/8" drive FAMXS7E–FAMXS10E (7–10 mm) in a magnetic storage tray
- Short bit length for use in limited-access spaces
- Sockets are manufactured from special alloy steel that provides long life and great strength
- Nickel-chrome plating helps protect against corrosion and makes it easy to wipe socket clean



206EFAML



Hex/Long, mm, Chrome (3/8")

Set
Contains:

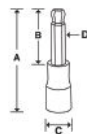
206EFAML

mm		A	B	C	D	
4	FAML4E	153.9	127.0	17.2	FAML4E2	•
5	FAML5E	153.9	127.0	17.2	FAML5E2	•
6	FAML6E	154.2	127.3	17.2	FAML6E2	•
7	FAML7E	154.2	127.3	17.2	FAML7E2	•
8	FAML8E	153.9	127.0	17.2	FAML8E2	•
10	FAML10E	153.9	127.0	17.2	FAML10E2	•



FABM10E

208EFTABMY



Ball Hex/Standard, mm, Chrome (3/8")

mm		A	B	C	D
7	FABM7E	52.6	25.7	17.2	FABM7E2
8	FABM8E	52.6	25.7	17.2	FABM8E2
9	FABM9E	52.6	25.7	17.2	FABM9E2
10	FABM10E	52.6	25.7	17.2	FABM10E2

208EFTABMY 8 pc Combination Drive Metric Ball Hex Bit Socket Set

- Includes 1/4" drive TMABM3E–TMABM6E (3–6 mm), 3/8" drive FABM7E–FABM10E (7–10 mm) in a magnetic storage tray
- Ball end of bit makes it easier to insert bit into fastener, especially in blind-access applications
- Sockets are manufactured from special alloy steel that provides long life and great strength
- Nickel-chrome plating helps protect against corrosion and makes it easy to wipe socket clean

METRIC HEX BIT SOCKETS

3/8" DRIVE TOOLS



206EFABLM

Set Contains:

Ball Hex/Long, mm, Chrome (3/8")

mm		A	B	C	D	
4	FABLM4E	128.5	101.6	17.2	FABLM4E2	•
5	FABLM5E	128.5	101.6	17.2	FABLM5E2	•
6	FABLM6E	128.5	101.6	17.2	FABLM6E2	•
7	FABLM7E	128.5	101.6	17.2	FABLM7E2	•
8	FABLM8E	128.5	101.6	17.2	FABLM8E2	•
10	FABLM10E	128.5	101.6	17.2	FABLM10E2	•

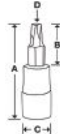
Set includes storage tray

206EFABLM 6 pc 3/8" Drive Metric Long Ball Hex Bit Socket Set

- Includes FABLM4E–FABLM10E (4–10 mm) in a plastic storage tray
- Extra-long bit length provides increased reach in limited-access spaces
- Ball-end of bit makes it easier to insert bit into fastener, especially in blind access application
- Sockets are manufactured from special alloy steel that provides long life and great strength
- Nickel-chrome plating helps protect against corrosion and makes it easy to wipe socket clean



FADM8E



Double Hex/Standard, mm, Chrome (3/8")

- Double Hex Socket Drivers and Triple Square Socket Drivers cannot be interchanged between applications
- Triple square hex sockets have 90° corners and double hex bit sockets have 120° corners
- Using a Triple Square tool in a Double Hex application will strip the bolt head
- In general, Triple Square tools are used on European vehicles and Double Hex tools are used on Asian vehicles

mm		A	B	C	D
8	FADM8E	74.6	24.3	17.2	FADM8E2
8	FADM8LE	121.9	95	18	FADM8LE2

HEX BIT SOCKETS



GFA10E



208EFAY



Set Contains:

Hex/Standard, inches (3/8")

			A	B	C	D	Fits These Cap Screws	Fits These Set Screws		
1/8	FA4E	GFA4E	2-1/16	1	11/16	TMA4E2	—	1/4"	•	•
9/64	FA4.5E	GFA4.5E	2-1/16	9/64	11/16	TMA4.5E2	#8	—	•	•
5/32	FA5E	GFA5E	2-1/16	1	11/16	FA5E2	#10	5/16"	•	•
3/16	FA6E	GFA6E	2-1/16	1	11/16	FA6E2	1/4"	3/8"	•	•
7/32	FA7E	GFA7E	2-1/16	1-1/64	11/16	FA7E2	—	7/16"	•	•
1/4	FA8E	GFA8E	2-1/16	1-1/64	11/16	FA8E2	5/16"	1/2"	•	•
5/16	FA10E	GFA10E	2-1/16	1	11/16	FA10E2	3/8"	5/8"	•	•
3/8	FA12E	GFA12E	2-3/32	1-1/32	11/16	SA12E2	7/16" and 1/2"	3/4"	•	•

Sets include storage tray

212EFTAY 12 pc Combination Drive SAE Standard Hex Driver Bit Socket Set

- Includes 1/4" drive TMA2E–TMA3E (1/16–3/32") and 3/8" drive FA4E–FA12E (1/8–3/8") in a magnetic storage tray
- Indispensable sockets for a wide variety of applications in automotive (foreign and domestic), aviation and industrial settings
- Sockets are manufactured from special alloy steel that provides long life and great strength
- Nickel-chrome plating helps protect against corrosion and makes it easy to wipe socket clean



FAXS10E



208EFTAXSY



Hex/Stubby, Inches, Chrome (3/8")

		A	B	C	D
7/32	FAXS7E	1-5/16	1/4	11/16	FAXS7E2
1/4	FAXS8E	1-11/32	9/32	11/16	FAXS8E2
5/16	FAXS10E	1-13/32	11/32	11/16	FAXS10E2
3/8	FAXS12E	1-15/32	13/32	11/16	FAXS12E2

208EFTAXSY 8 pc Combination Drive SAE Hex Bit Stubby Socket Driver Set

- Includes 1/4" drive TMAXS4E–TMAXS6E (1/8–3/16") and 3/8" drive FAXS8E–FAXS12E (1/4–3/8") in a magnetic storage tray
- Short bit length for use in limited-access spaces
- Sockets are manufactured from special alloy steel that provides long life and great strength
- Nickel-chrome plating helps protect against corrosion and makes it easy to wipe socket clean



• Do not use chrome or industrial finish hand tools with power drivers or impact drivers.
• Read Safety Precautions on pages W1–W4

HEX BIT SOCKETS



206EFAL



Hex/Long, Inches, Chrome (3/8")

Set Contains:

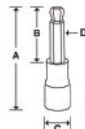
206EFAL

			A	B	C	D	Fits These Cap Screws	Fits These Set Screws	
5/32	FA5LE	6-1/16	5	11/16	FA5LE2	#10	5/16"	•	
3/16	FA6LE	6-9/64	5-5/64	11/16	FA6LE2	1/4"	3/8"	•	
7/32	FA7LE	6-9/64	5-5/64	11/16	FA7LE2	—	7/16"	•	
1/4	FA8LE	6-9/64	5-5/64	11/16	FA8LE2	5/16"	1/2"	•	
5/16	FA10LE	6-1/16	5	11/16	FA10LE2	3/8"	5/8"	•	
3/8	FA12LE	6-3/32	5-1/32	11/16	FA12LE2	1/4"	3/4"	•	

Set includes storage tray



206EFABL



Ball Hex/Long, Inches, Chrome (3/8")

Set Contains:

206EFABL

			A	B	C	D	
5/32	FABL5E	5-1/16	4	11/16	FABL5E2	•	
3/16	FABL6E	5-1/64	3-61/64	11/16	FABL6E2	•	
7/32	FABL7E	5-1/16	1-1/16	11/16	FABL7E2	•	
1/4	FABL8E	5-1/16	1-1/16	11/16	FABL8E2	•	
5/16	FABL10E	5-1/16	1-1/16	11/16	FABL10E2	•	
3/8	FABL12E	5-1/16	1-1/16	11/16	FABL12E2	•	

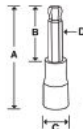
Set includes storage tray



FAB10E



208EFTABY



Ball Hex/Standard, Inches, Chrome (3/8")

			A	B	C	D
7/32	FAB7E	2-1/16	1-1/64	11/16	FAB7E2	
1/4	FAB8E	2-1/16	1-1/64	11/16	FAB8E2	
5/16	FAB10E	2-3/32	1-1/32	11/16	FAB10E2	
3/8	FAB12E	2-3/32	1-1/32	11/16	FAB12E2	

208EFTABY 8 pc Combination Drive SAE Standard Ball Hex Bit Socket Set

- Includes 1/4" drive TMAB4E–TMAB6E (1/8–3/16") and 3/8" drive FAB7E–FAB12E (7/32–3/8"), in a magnetic storage tray
- Ball end of bit makes it easier to insert bit into fastener, especially in blind access applications
- Sockets are manufactured from special alloy steel that provides long life and great strength
- Nickel-chrome plating helps protect against corrosion and makes it easy to wipe sockets clean

TRIPLE SQUARE BIT SOCKETS



FTSM8LE



● Triple Square/Standard, mm, Chrome (3/8")

- Double hex sockets and triple square sockets cannot be interchanged between applications
- Using a triple square tool in a double hex application will strip the bolt head
- In general, triple square tools are used on European vehicles and double hex tools are used on Asian vehicles

Type		Stock No.	A	B	C	D
Standard Length	4	FTSM4E	48.6	21.6	17.2	FTSM4E2
	5	FTSM5E	48.6	21.6	17.2	FTSM5E2
	6	FTSM6E	48.6	21.6	17.2	FTSM6E2
	8	FTSM8E	58.1	31.2	17.2	FTSM8E2
Long	10	FTSM10E	68.1	41.2	17.2	FTSM10E2
	8	FTSM8LE	101.6	74.7	17.2	FTSM8LE2
	10	FTSM10LE	101.6	74.7	17.2	FTSM10LE2

Set includes storage tray

TSS7KIT 7 pc Combination Drive Metric Standard Triple Square Socket Driver Set

- Includes 3/8" drive FTSM6E–FTSM10E (6–10 mm) and STSM12E–STSM18E (12–18 mm) in a storage tray
- Manufactured from special alloy steel, precision forged and heat-treated for optimum strength and durability
- Nickel-chrome alloy finish resists against rust and corrosion

FTSM6E 3/8" Drive Metric 6 mm Standard Triple Square Bit Socket

- Use to remove seat hold-down nuts on 1999 and later GM® full-size pickup trucks; also for use on VW® disc brake calipers

FTSM8E 3/8" Drive Metric 8 mm Standard Triple Square Bit Socket

- Remove and install head and accessory bolts on Mercedes-Benz® and axle shaft bolts on VW® and Audi® vehicles

FTSM10E 3/8" Drive Metric 10 mm Standard Triple Square Bit Socket

- Used for cylinder head bolts and drive shaft bolts on Mercedes-Benz® and remove and install axle shaft bolts on VW® and Audi® vehicles

SPECIAL APPLICATION BIT SOCKETS

Mortorq®/Standard, Industrial (3/8")

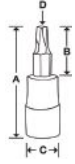
#	Stock No.	A	B	C	D
MTS-0	PFMTS0E	1-49/64	45/64	11/16	PFMTS0E2
MTS-1	PFMTS1E	1-49/64	45/64	11/16	PFMTS1E2
MTS-2	PFMTS2E	1-15/16	7/8	11/16	PFMTS2E2
MTS-3	PFMTS3E	2-7/64	1-1/32	11/16	PFMTS3E2
MTS-4	PFMTS4E	2-7/65	1-1/33	11/16	PFMTS4E2



PFMTS2E



PFMTS4E



PFMTS4E 3/8" Drive Mortorq® MTS-4 Pinless Bit Socket Driver

- Use to remove/install the bolts that secure the bell housing to the transmission on GM® 4L60 transmissions
- Manufactured from special alloy steel and heat treated for optimum strength
- Snap-on® bits are designed with precise fit and tight tolerance to prevent slippage and disengagement
- Industrial, black-oxide, finish helps protect against corrosion

PFMTS1E 3/8" Drive Mortorq® MTS-1 Pinless Bit Socket Driver

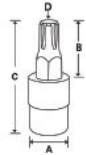
- Applications: For seat tracks on 2009 Mazda® 6
- Other seat applications: Cadillac® CTS®, Nissan® Maxima® and Altima®

Ribe® Bit Sockets

Size	Stock No.	A	B	C	D
R5	F5RBE	0.679	1	2.07	F5RBE2
R6	F6RBE	0.679	1	2.07	F6RBE2
R8	F8RBE	0.679	1	2.07	F8RBE2
R10	F10RBE	0.706	1	2.07	F10RBE2



F10RBE



FLAT TIP BIT SOCKETS

— Flat Tip (3/8")

	#	Stock No.	Industrial Stock No.	A	B	C	D
Standard Length	1/4 x 1/32	F23E	—	3	1-15/16	11/16	F23E2A
	5/16 x 3/64	F25E	GF25E	3	1-15/16	11/16	F25E2A
	3/8 x 1/16	F31E	GF31E	3-7/16	2-3/8	11/16	F31E2A
Short	1/4 x 1/32	F42E	—	1-53/64	49/64	11/16	F42E2
	5/16 x 1/16	F52E	—	1-13/16	3/4	11/16	F52E2
	3/8 x 1/16	F62E	GF62E	1-7/8	13/16	11/16	F62E2



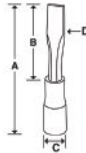
F23E



F42E



GF25E



PHILLIPS® TIP BIT SOCKETS

+ PHILLIPS® (3/8")

	#	Stock No.	Industrial Stock No.	A	B	C	D
Standard Length	#2	FP22E	GFP22E	2-1/16	1	11/16	FP22E2
	#3	FP32E	—	2-21/64	1-1/4	11/16	FP32E2
	#4	FP41E	—	1-11/16	5/8	11/16	FP41E2
Short	#3	FPS32E	—	1-29/32	27/32	11/16	SP32E2
Long	#2	FP24E	—	4-3/64	3	11/16	FP24E2
	#3	FP34E	—	4-3/64	3	11/16	FP34E2
	#4	FP42E	—	2-9/16	1-1/2	11/16	FP42E2



FP22E



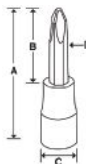
GFP22E



FPS32E



FP34E



POZIDRIV® AND CLUTCH BIT SOCKETS

+ Pozidriv®/Standard, Chrome (3/8")



FPD32E



#	Stock No.	A	B	C	D
#2	FPD22E	2-1/16	1	15/32	FPD22E2
#3	FPD32E	2	15/16	15/32	FPD32E2

☛ Clutch/Standard, Chrome (3/8")



F29E



#	Stock No.	A	B
3/8	F29E	3/8	1-3/4
5/16	F30E	19/64	1-3/4



- Do not use chrome or industrial finish hand tools with power drivers or impact drivers.
- Read Safety Precautions on pages W1-W4

IMPACT DRIVERS AND SETS



PIT2230E



234EPIT

Impact Drivers (3/8")

Set Contains:

PIT2230E
234EPIT

Stock No.	Description	PIT2230E	234EPIT
PIT120	3/8" Drive Impact Driver	•	•
F42E	3/8" Drive 1/4" Flat Tip Short Bit Socket Driver	•	
F42E2	1/4" Short Flat Tip Driver Bit	•	
F52E	3/8" Drive 5/16" Flat Tip Short Bit Socket Driver	•	
F52E2	5/16" Short Flat Tip Driver Bit	•	
F62E	3/8" Drive 3/8" Flat Tip Short Bit Socket Driver	•	
F62E2	3/8" Short Flat Tip Driver Bit	•	•
FA6E	3/8" Drive SAE 3/16" Standard Hex Bit Socket Driver	•	
FA6E2	3/16" Standard Hex Driver Bit	•	
FA7E	3/8" Drive SAE 7/32" Standard Hex Bit Socket Driver	•	
FA7E2	7/32" Standard Hex Driver Bit	•	
FA8E	3/8" Drive SAE 1/4" Standard Hex Bit Socket Driver	•	•
FA8E2	1/4" Standard Hex Driver Bit	•	•
FA10E	3/8" Drive SAE 5/16" Standard Hex Bit Socket Driver	•	•
FA10E2	5/16" Standard Hex Driver Bit	•	
FA12E	3/8" Drive SAE 3/8" Standard Hex Bit Socket Driver	•	•
FA12E2	3/8" Standard Hex Driver Bit	•	•
FAM7E	3/8" Drive Metric 7 mm Standard Hex Bit Socket Driver		•
FAM8E	3/8" Drive Metric 8 mm Standard Hex Bit Socket Driver		•
FAM8E2	8 mm Standard Hex Driver Bit		•
FAM9E	3/8" Drive Metric 9 mm Standard Hex Bit Socket Driver		•
FAM10E	3/8" Drive Metric 10 mm Standard Hex Bit Socket Driver		•
FAM10E2	10 mm Standard Hex Driver Bit		•
FTXB30E	3/8" Drive TORX® T30 Heavy-Duty Removal Bit Socket Driver		•
FTXB40E	3/8" Drive TORX® T40 Heavy-Duty Removal Bit Socket Driver		•
FTXB45E	3/8" Drive TORX® T45 Heavy-Duty Removal Bit Socket Driver		•
FTXB50E	3/8" Drive TORX® T50 Heavy-Duty Removal Bit Socket Driver		•
FTXB55E	3/8" Drive TORX® T55 Heavy-Duty Removal Bit Socket Driver		•
FTXB55E2	T55 TORX® Heavy-Duty Removal Driver Bit		•
FTXB30E2	T30 TORX® Heavy-Duty Removal Driver Bit		•
FTXB40E2	T40 TORX® Heavy-Duty Removal Driver Bit		•
FTXB50E2	T50 TORX® Heavy-Duty Removal Driver Bit		•
FP22E	3/8" Drive #2 PHILLIPS® Standard Bit Socket Driver	•	•
FP22E2	#2 PHILLIPS® Standard Driver Bit	•	•

Sets include storage case

PIT2230E 36 pc 3/8" Drive Impact Driver Set

- Includes PIT120 Impact Driver plus all sockets, screwdrivers and replacement bits conveniently displayed in a storage tray that fits in the KRA142 metal box

234EPIT 34 pc 3/8" Drive Impact Driver Set

- Delivers cam action impact when struck with a hammer for loosening or tightening fasteners
- Snap-on® impact sockets are heat treated to optimize impact service life with a lower hardness than hand sockets and are able to withstand repeated cycling loads of impact wrenches

Set Contains:

PIT2230E
234EPIT

Stock No.	Description	PIT2230E	234EPIT
FP32E	3/8" Drive #3 PHILLIPS® Standard Bit Socket Driver	•	•
FP32E2	#3 PHILLIPS® Standard Driver Bit	•	•
FPS32E	3/8" Drive #3 PHILLIPS® Short Socket Driver		•
FP41E	3/8" Drive #4 PHILLIPS® Standard Bit Socket Driver	•	
FP41E2	#4 PHILLIPS® Standard Driver Bit	•	•
FP42E	3/8" Drive #4 PHILLIPS® Socket Driver	•	
FP42E2	#4 PHILLIPS® Long Driver Bit	•	
F29E	3/8" Drive SAE 3/8" Clutch Bit Socket Driver	•	
F30E	3/8" Drive SAE 5/16" Clutch Socket Driver		•
FPD22E	3/8" Drive #2 Pozidriv® Tip Bit Socket Driver	•	
IMF120A	3/8" Drive 6-Point SAE 3/8" Flank Drive® Shallow Impact Socket	•	
IMF140A	3/8" Drive 6-Point SAE 7/16" Flank Drive® Shallow Impact Socket		•
IMF160	3/8" Drive 6-Point SAE 1/2" Flank Drive® Shallow Impact Socket		•
IMF180	3/8" Drive 6-Point SAE 9/16" Flank Drive® Shallow Impact Socket	•	
IMF200	3/8" Drive 6-Point SAE 5/8" Flank Drive® Shallow Impact Socket		•
IMF220	3/8" Drive 6-Point SAE 11/16" Flank Drive® Shallow Impact Socket		•
IMF240	3/8" Drive 6-Point SAE 3/4" Flank Drive® Shallow Impact Socket		•
IMFA16	3/8" Drive SAE 1/2" Impact Rated Hex Driver		
IMFA18	3/8" Drive SAE 9/16" Impact Rated Hex Driver		
IMFAM12	3/8" Drive Metric 12 mm Impact Rated Hex Driver		
IMFAM14	3/8" Drive Metric 14 mm Impact Rated Hex Driver		
IMFM12	3/8" Drive 6-Point Metric 12 mm Flank Drive® Shallow Impact Socket		•
IMFM13	3/8" Drive 6-Point Metric 13 mm Flank Drive® Shallow Impact Socket		•
IMFM14	3/8" Drive 6-Point Metric 14 mm Flank Drive® Shallow Impact Socket		•
IMFM15	3/8" Drive 6-Point Metric 15 mm Flank Drive® Shallow Impact Socket		•
IMFM17	3/8" Drive 6-Point Metric 17 mm Flank Drive® Shallow Impact Socket		•
IMFM18	3/8" Drive 6-Point Metric 18 mm Flank Drive® Shallow Impact Socket		•
IMFM10A	3/8" Drive 6-Point Metric 10 mm Flank Drive® Shallow Impact Socket		•
GF22	3/8" Drive 11/16" Blade Width Drag Link Socket	•	
KRA142B	Metal Storage Case		
SAM10E2	10 mm Standard Hex Driver Bit		•
SP32E2	#3 PHILLIPS® Short Driver Bit		•
PAKPB070	Plastic Storage Box for 234EPIT		•

- Flank Drive® wrenching system delivers up to 20% more turning power without slipping or rounding while exceeding ANSI® performance standards
- Snap-on uses a proprietary blend of special alloy socket steel that provides long life and great strength
- Bit sockets bits are made from a high-grade steel for strength and reliability
- Includes PIT120 impact driver plus all sockets, screwdrivers and replacement bits (34 pc) in a storage case
- Bit sockets bits are made from a high-grade steel for strength and reliability

Impact Drivers (3/8")

Stock No.	Description	Set Contains:
PIT120	3/8" Drive Impact Driver	•
F42E	3/8" Drive 1/4" Flat Tip Short Bit Socket Driver	•
F52E	3/8" Drive 5/16" Flat Tip Short Bit Socket Driver	•
F62E	3/8" Drive 3/8" Flat Tip Short Bit Socket Driver	•
FP22E	3/8" Drive #2 PHILLIPS® Standard Bit Socket Driver	•
FP32E	3/8" Drive #3 PHILLIPS® Standard Bit Socket Driver	•
FP42E	3/8" Drive #4 PHILLIPS® Long Socket Driver	•
FPD22E	3/8" Drive #2 Pozidriv® Tip Bit Socket Driver	•

Sets include storage case



208EPIT

PIT120 3/8" Drive Impact Driver

- Delivers cam action impact when struck with a hammer for loosening or tightening fasteners
- Industrial finish

IMPACT ACCESSORIES



204IMXA



IMXL111

Locking Extensions

- Quick-release locking sleeve provides a secure connection plus easy socket removal
- Knurled release collar for easy one-hand operation, even with slippery hands

Extensions/Impact

Stock No.	A	B	Set Contains:
IMX11	1/2	1-3/4	•
IMX31	1/2	3	•
IMX61	1/2	6	•
IMX111	1/2	11	•

Set includes storage tray

Stock No.	A	B
IMXL31	1/2	3
IMXL61	1/2	6
IMXL111	1/2	12



IPF80B

IPF800B

Universal Joints (Impact)

Stock No.	A	B	Retention Type
IPF80B	1	2-1/8	Pin Type
IPF800B	1	2-1/8	Ball Type



202IPFX

Swivel Extensions

- Laser-welded pivot pin allows smooth, full 30° swivel action for efficient power transfer
- Manufactured from special alloy steel and heat treated for optimum strength and durability
- Provides versatility for the technician to use any size shallow, semi-deep, deep, 6-point, 12-point, metric or SAE impact socket

Stock No.	A	B	Set Contains:
IPFX6	9/16	6	•
IPFX9	9/16	9	•

Set shown includes magnetic storage tray.



- Wear safety goggles while using impact drivers.
- Do not hold swivel joint during use.
- Read Safety Precautions on pages W1-W4

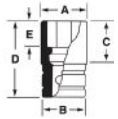
FLANK DRIVE® IMPACT SOCKETS



IMDFM14



214IMFMYA



Shallow, mm

Set Contains:

214IMFMYA

207IMDFMYA

mm	6	12	A	B	C	D	E	6	12
6	IMFM6	IMDFM6	10.3	17.5	11.1	23.0	5.6		
7	IMFM7	IMDFM7	11.9	17.5	11.1	23.0	5.6		
8	IMFM8A	IMDFM8A	13.5	17.5	14.2	26.2	6.4	•	
9	IMFM9A	IMDFM9	15.1	17.5	14.2	26.2	6.4	•	
10	IMFM10A	IMDFM10A	16.7	17.5	14.2	26.2	6.4	•	•
11	IMFM11A	IMDFM11A	17.5	17.5	14.5	27.0	6.4	•	
12	IMFM12	IMDFM12	18.3	18.3	14.9	27.0	6.4	•	•
13	IMFM13	IMDFM13	19.8	19.8	15.1	27.8	7.1	•	•
14	IMFM14	IMDFM14	20.6	20.6	14.9	27.8	8.7	•	•
15	IMFM15	IMDFM15	21.4	21.4	15.2	27.8	8.7	•	•
16	IMFM16	IMDFM16	23.0	23.0	15.6	28.6	10.3	•	
17	IMFM17	IMDFM17	24.6	24.6	16.0	29.4	9.5	•	•
18	IMFM18	IMDFM18	25.4	25.4	16.5	30.2	10.3	•	•
19	IMFM19	IMDFM19	27.0	27.0	17.0	31.0	11.1	•	
20	IMFM20	IMDFM20	28.6	28.6	17.5	31.8	11.9		
21	IMFM21	IMDFM21	29.4	29.4	17.9	31.8	11.9	•	
22	IMFM22	IMDFM22	30.2	30.2	18.9	32.5	12.7		
23	IMFM23	—	31.8	31.8	19.7	33.3	12.7		
24	IMFM24	—	33.3	33.3	20.3	34.9	14.3	•	

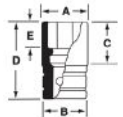
Set includes magnetic storage tray
ASME®/ANSI® B107.5



IMF120A



212IMFYA



Shallow, inches

Set Contains:

212IMFYA

207IMDFY

II	6	12	A	B	C	D	E	6	12
1/4	IMF080	—	7/16	11/16	13/32	29/32	7/32		
5/16	IMF100A	—	17/32	11/16	17/32	1-1/32	1/4	•	
3/8	IMF120A	IMDF120A	5/8	11/16	17/32	1-1/32	1/4	•	•
7/16	IMF140A	IMDF140A	11/16	11/16	9/16	1-1/16	1/4	•	•
1/2	IMF160	IMDF160	3/4	3/4	19/32	1-3/32	9/32	•	•
9/16	IMF180	IMDF180	13/16	13/16	9/16	1-3/32	5/16	•	•
5/8	IMF200	IMDF200	29/32	29/32	19/32	1-1/8	11/32	•	•
11/16	IMF220	IMDF220	31/32	31/32	19/32	1-5/32	3/8	•	•
3/4	IMF240	IMDF240	1-1/16	1-1/16	21/32	1-7/32	13/32	•	•
13/16	IMF260	—	1-1/8	1-1/8	11/16	1-1/4	15/32	•	
7/8	IMF280	—	1-3/16	1-3/16	23/32	1-9/32	15/32	•	
15/16	IMF300	—	1-9/32	1-9/32	3/4	1-5/16	17/32	•	
1	IMF320	—	1-11/32	1-11/32	3/4	1-5/16	17/32	•	

Sets shown include magnetic storage tray
ASME®/ANSI® B107.1

FLANK DRIVE® IMPACT SOCKETS

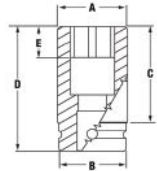
3/8" DRIVE TOOLS



IMFMS12



212IMFMSYA



Set Contains:

212IMFMSYA

Semi-Deep, mm

mm	6	A	B	C	D	E	6
6	IMFMS6	10.3	17.5	28.6	41.3	5.6	
7	IMFMS7	11.9	17.5	28.6	41.3	6.4	
8	IMFMS8A	12.8	17.2	29.3	41.3	6.4	•
9	IMFMS9A	14.0	17.2	29.3	41.3	7.1	•
10	IMFMS10A	15.1	17.2	29.3	41.3	9.7	•
11	IMFMS11A	17.2	17.2	29.3	41.3	9.7	•
12	IMFMS12	18.0	18.0	29.3	41.3	9.7	•
13	IMFMS13	19.6	19.6	29.3	41.3	10.4	•
14	IMFMS14	20.4	20.4	29.3	41.3	10.4	•
15	IMFMS15	21.2	21.2	29.3	41.3	10.4	•
16	IMFMS16	22.7	22.7	29.3	41.3	10.4	•
17	IMFMS17	24.3	24.3	29.3	41.3	11.2	•
18	IMFMS18	25.1	25.1	29.3	41.3	11.2	•
19	IMFMS19	26.7	26.7	29.3	41.3	11.7	•
20	IMFMS20	28.6	28.6	22.2	41.3	11.9	
21	IMFMS21	29.2	25.1	29.3	65.7	12.4	

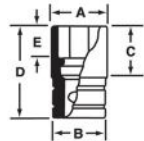
Sets shown include magnetic storage tray
ASME®/ANSI® B107.33m



IMFMS16



210IMFMSYA



Set Contains:

210IMFMSYA

Semi-Deep, inches

	6	A	B	C	D	E	6
1/4	IMFMS8	13/32	13/32	1-1/4	1-5/8	7/32	
5/16	IMFMS10A	1/2	1/2	1-5/32	1-5/8	1/4	•
3/8	IMFMS12A	9/16	9/16	1-5/32	1-5/8	9/32	•
7/16	IMFMS14A	21/32	21/32	1-5/32	1-5/8	11/32	•
1/2	IMFMS16	3/4	3/4	1-5/32	1-5/8	13/32	•
9/16	IMFMS18	13/16	13/16	1-5/32	1-5/8	13/32	•
5/8	IMFMS20	29/32	29/32	1-5/32	1-5/8	13/32	•
11/16	IMFMS22	31/32	31/32	1-5/32	1-5/8	7/16	•
3/4	IMFMS24	1-1/16	1-1/16	1-5/32	1-5/8	15/32	•
13/16	IMFMS26	1-1/8	1-1/8	1-5/32	1-5/8	1/2	•
7/8	IMFMS28	1-3/16	1-3/16	1-5/32	1-5/8	17/32	•
15/16	IMFMS30	1-9/32	1-9/32	1	1-3/4	9/16	
1	IMFMS32	1-5/16	1-5/16	1	1-3/4	5/8	

Sets shown include magnetic storage tray
ASME®/ANSI® B107.2



• Read Safety Precautions on pages W1-W4

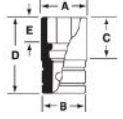
FLANK DRIVE® IMPACT SOCKETS



SIMDFM14



214SIMDFMYA



214SIMDFMYA
214SIMDFMYA

Deep, mm

Set Contains:

mm	6	12	A	B	C	D	E	6	12
6	SIMFM6	SIMDFM6	11.1	17.5	42.0	54.0	5.6		
7	SIMFM7	SIMDFM7	11.9	17.5	42.0	54.0	6.4		
8	SIMFM8A	SIMDFM8A	13.5	17.5	42.0	54.0	6.4	•	•
9	SIMFM9A	SIMDFM9A	14.3	17.5	42.0	54.0	6.4	•	•
10	SIMFM10A	SIMDFM10A	15.9	17.5	42.0	54.0	6.4	•	•
11	SIMFM11A	SIMDFM11A	16.7	17.5	42.0	54.0	7.9	•	•
12	SIMFM12	SIMDFM12	18.3	18.3	42.0	54.0	9.5	•	•
13	SIMFM13	SIMDFM13	19.8	19.8	42.0	54.0	10.3	•	•
14	SIMFM14	SIMDFM14	20.6	20.6	42.6	60.3	10.3	•	•
15	SIMFM15	SIMDFM15	21.4	21.4	42.6	60.3	10.3	•	•
16	SIMFM16	SIMDFM16	23.0	23.0	42.6	60.3	10.3	•	•
17	SIMFM17	SIMDFM17	24.6	24.6	48.8	66.7	11.1	•	•
18	SIMFM18	SIMDFM18	25.4	25.4	48.7	66.7	11.1	•	•
19	SIMFM19	SIMDFM19	27.0	27.0	48.5	66.7	13.5	•	•
20	SIMFM20	SIMDFM20	28.6	28.6	48.1	66.7	11.9		
21	SIMFM21	SIMDFM21	29.4	29.4	48.1	66.7	11.9	•	•
22	SIMFM22	—	30.2	30.2	54.2	73.0	12.7		
23	SIMFM23	—	31.8	31.8	54.2	73.0	12.7		
24	SIMFM24	SIMDFM24	33.3	33.3	54.2	73.0	14.3	•	•

Set includes magnetic storage tray
ASME®/ANSI® B107.33M



SIMF260



212SIMFYA



212SIMFYA

Deep, inches

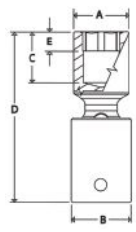
Set Contains:

11	6	12	A	B	C	D	E	6
1/4	SIMF080	—	7/16	11/16	1-5/8	2-1/8	7/32	
5/16	SIMF100A	—	17/32	11/16	1-5/8	2-1/8	1/4	•
3/8	SIMF120A	SIMDF120A	5/8	11/16	1-5/8	2-1/8	1/4	•
7/16	SIMF140A	SIMDF140A	21/32	11/16	1-5/8	2-1/8	5/16	•
1/2	SIMF160	SIMDF160	3/4	3/4	1-5/8	2-1/8	3/8	•
9/16	SIMF180	SIMDF180	13/16	13/16	1-21/32	2-3/8	13/32	•
5/8	SIMF200	SIMDF200	29/32	29/32	1-21/32	2-3/8	15/32	•
11/16	SIMF220	SIMDF220	31/32	31/32	1-29/32	2-5/8	1/2	•
3/4	SIMF240	SIMDF240	1-1/16	1-1/16	1-29/32	2-5/8	17/32	•
13/16	SIMF260	—	1-1/8	1-1/8	2-1/4	2-3/4	17/32	•
7/8	SIMF280	—	1-3/16	1-3/16	2-1/4	2-3/4	9/16	•
15/16	SIMF300	—	1-9/32	1-9/32	2-1/4	2-3/4	9/16	•
1	SIMF320	—	1-11/32	1-11/32	2-1/4	2-3/4	5/8	•

Set includes magnetic storage tray
ASME®/ANSI® B107.2

FLANK DRIVE® IMPACT SWIVEL SOCKETS

3/8" DRIVE TOOLS



Shallow, mm

mm	Set Contains:										
	6	12	A	B	C	D	E	6	6	12	
8	IPFM8C	—	12.8	26.0	10.4	51.6	6.4	•			
9	IPFM9C	—	14.1	26.0	10.9	52.6	6.4				
10	IPFM10C	IPDFM10A	15.5	26.0	11.4	53.6	7.1	•	•	•	
11	IPFM11C	—	16.6	26.0	11.9	54.9	7.1	•			
12	IPFM12C	IPDFM12A	17.1	26.0	12.5	55.9	7.1	•	•	•	
13	IPFM13C	IPDFM13A	19.7	26.0	12.5	56.9	7.9	•	•	•	
14	IPFM14C	IPDFM14A	20.5	26.0	13.0	58.2	7.9	•	•	•	
15	IPFM15C	IPDFM15A	21.3	26.0	13.5	59.2	7.9	•	•	•	
16	IPFM16C	IPDFM16A	23.0	26.0	14.2	60.2	8.6	•			
17	IPFM17C	—	24.4	26.0	16.8	62.3	8.6	•	•		
17	—	IPDFM17A	24.4	26.0	17.8	62.3	8.6			•	
18	IPFM18C	—	25.3	26.0	16.5	62.3	9.7	•	•		
18	—	IPDFM18A	25.3	26.0	18.5	62.3	9.7			•	
19	IPFM19C	—	26.5	26.0	19.1	64.3	10.4	•			
21	IPFM21C	—	29.2	26.0	19.6	66.0	12.4	•			
22	IPFM22C	—	30.0	26.0	21.6	67.9	13.0				

Sets include storage tray

Shallow, inches

Inches	Set Contains:										
	6	12	A	B	C	D	E	6			
3/8	IPF12C	IPDF12A	9/16	1-1/32	13/32	2-3/32	1/4				
7/16	IPF14C	IPDF14	21/32	1-1/32	15/32	2-5/32	1/4	•			
1/2	IPF16C	IPDF16	3/4	1-1/32	1/2	2-1/4	9/32	•			
9/16	IPF18C	IPDF18	13/16	1-1/32	1/2	2-9/32	9/32	•			
5/8	IPF20C	IPDF20	29/32	1-1/32	5/8	2-3/8	5/16	•			
11/16	IPF22C	IPDF22	31/32	1-1/32	11/16	2-15/32	13/32				
3/4	IPF24C	IPDF24	1-1/16	1-1/32	23/32	2-17/32	7/16	•			

Set includes storage tray

Semi-Deep, mm

mm	Set Contains:										
	6	A	B	C	D	E	6				
8	IPFSFM8A	17.1	26.0	20.8	65.3	6.4					
10	IPFSFM10A	17.1	26.0	22.4	66.8	9.7	•				
11	IPFSFM11A	16.6	26.0	25.9	68.3	9.7					
12	IPFSFM12A	17.1	26.0	26.2	69.8	9.7	•				
13	IPFSFM13A	19.7	26.0	26.4	70.9	10.4	•				
14	IPFSFM14A	20.5	26.0	27.4	71.9	10.4	•				
15	IPFSFM15A	21.3	26.0	30.0	73.4	10.4	•				
16	IPFSFM16A	23.0	26.0	29.0	73.4	10.4					
17	IPFSFM17A	24.4	26.0	30.0	74.9	11.2	•				
18	IPFSFM18A	25.3	26.0	30.0	76.5	11.2	•				
19	IPFSFM19A	26.5	26.0	31.8	78.0	14.2					
21	IPFSFM21A	29.2	26.0	31.8	78.0	12.4					

Set shown includes magnetic storage tray. ASME®/ANSI® B107.5m

Low-Profile, mm

mm	Stock No.	Set Contains:					
		A	B	C	D	E	
8	RIPFM8C	12.8	25.9	4.7	43.6	3.7	
10	RIPFM10C	15.5	25.9	5.2	47.4	4.4	•
11	RIPFM11C	16.6	25.9	6.0	45.8	5.0	
12	RIPFM12C	17.1	25.9	6.1	48.9	5.3	•
13	RIPFM13C	19.7	25.9	6.6	50.1	5.8	•
14	RIPFM14C	20.5	25.9	7.0	50.8	6.2	•
15	RIPFM15C	21.3	26.8	7.5	52.4	6.7	•
16	RIPFM16C	23	26.8	8.1	50.5	7.1	
17	RIPFM17C	24.4	26.8	8.6	53.9	7.6	•
18	RIPFM18C	25.3	26.8	9.0	54.5	8.0	•
19	RIPFM19C	26.5	26.8	9.5	52.7	8.5	
20	RIPFM20C	26.8	26.8	9.3	52.1	8.3	
21	RIPFM21C	29.2	26.8	9.0	52.7	8.0	

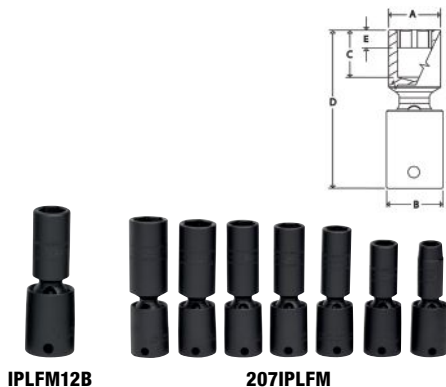
Low-Profile, inches

Inches	Stock No.	Set Contains:					
		A	B	C	D	E	
3/8	RIPF12C	9/16	1-1/32	7/32	1-25/32	3/16	
7/16	RIPF14C	21/32	1-1/32	3/16	1-7/8	5/32	•
1/2	RIPF16C	3/4	1-1/32	1/4	1-31/32	3/16	•
9/16	RIPF18C	13/16	1-1/32	9/32	2-1/32	1/4	•
5/8	RIPF20C	29/32	1-1/16	5/16	2-1/16	9/32	•
11/16	RIPF22C	31/32	1-1/16	3/8	2-1/16	5/16	
3/4	RIPF24C	1 1/16	1-1/16	3/8	2-3/16	5/16	•



• Do not hold swivel joint during use.
• Read Safety Precautions on pages W1-W4

FLANK DRIVE® IMPACT SWIVEL SOCKETS



Deep, mm

mm	6	A	B	C	D	E	6
8	IPLFM8B	17.1	26.0	30.5	73.4	9.1	
10	IPLFM10B	17.1	26.0	30.5	73.4	9.1	•
11	IPLFM11B	16.6	26.0	30.7	73.7	9.7	
12	IPLFM12B	17.1	26.0	30.7	73.7	9.7	•
13	IPLFM13A	19.7	26.0	38.4	82.8	10.4	•
14	IPLFM14A	20.5	26.0	40.4	84.3	10.4	•
15	IPLFM15A	21.3	26.0	41.2	85.8	10.4	•
16	IPLFM16A	23.0	26.0	40.6	86.1	10.4	
17	IPLFM17A	24.4	26.0	40.9	86.9	10.2	•
18	IPLFM18A	25.3	26.0	42.2	88.6	10.7	•
19	IPLFM19A	26.5	26.0	43.7	90.2	14.2	
21	IPLFM21A	29.2	26.0	45.2	92.2	12.4	

Set includes storage tray

207IPLFM
Set Contains:



Deep, inches

II	6	A	B	C	D	E	6
3/8	IPLF12B	21/32	1-1/32	1-3/16	2-29/32	1/4	•
7/16	IPLF14B	21/32	1-1/32	1-7/32	2-29/32	1/4	•
1/2	IPLF16B	3/4	1-1/32	1-5/32	2-29/32	9/32	•
9/16	IPLF18B	13/16	1-1/32	1-17/32	3-9/32	9/32	•
5/8	IPLF20B	29/32	1-1/32	1-9/16	3-3/8	5/16	•

Set includes storage tray

205IPLF
Set Contains:



Universal Joints (Impact)

202IP 2 pc Combination Drive Impact Universal Joint Set

- Includes IPF800B 3/8" Drive Friction Ball Swivel Ball Impact Universal Joint and IP80D 1/2" Drive Swivel Ball Lock Button Impact Universal Joint in a storage tray

SPECIAL APPLICATION SOCKETS



WNS1

Wing Nut Sockets

WNS1 3/8" Drive Wing Nut Socket

- Works on any wing nut up to 3/8"
- Two differently sized slots fit multiple wing nut sizes
- 7/8" external hex allows access to wing nuts on a long stud
- Counterbore in the bottom is sized so that when engaging the fastener the socket does not touch the material the wing nut is holding down, preventing scratching and damage when the wing nut is spun off



207IMFLE

Shallow TORX® Impact

- Various applications on heavy duty trucks with Mercedes-Benz® engines
- Use E18 size for F-550® brake rotor.
- Use E20 size for rear brake caliper bolts on BMW® X5.



207IMFLE
Set Contains:

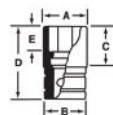
#	Stock No.	A	B	C	
E8	IMFLE80A	15/32	11/16	1-5/32	•
E10	IMFLE100A	1/2	11/16	1-5/32	•
E12	IMFLE120A	19/32	11/16	1-5/32	•
E14	IMFLE140A	5/8	11/16	1-5/32	•
E16	IMFLE160A	3/4	3/4	1-1/4	•
E18	IMFLE180A	25/32	25/32	1-5/16	•
E20	IMSLE200	15/16	15/16	1-1/2	•

Set shown includes magnetic storage tray

Mortorq® Super Socket

- Manufactured from special alloy steel and heat treated for optimum strength and durability
- Industrial finish helps protect against corrosion

Size	Stock No.	A	B	C	D	E
MTS-X10	IMTSX100	29/64	11/16	1-1/8	1-5/8	15/64
MTS-X12	IMTSX120	9/16	11/16	1-1/8	1-5/8	17/64
MTS-X14	IMTSX140	11/16	11/16	1-1/8	1-1/2	5/16
MTS-X8	IMTSX80	25/64	11/16	1-1/8	1-5/8	11/64



IMTSX100

Twist, Shallow, inches/mm (Blue-Point®)

- Twist sockets remove rounded/damaged fasteners
- Shallow design allows better access in confined working areas
- Made in USA

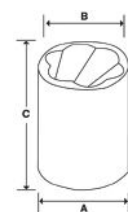
II	mm	6	Set Contains:				6	6
			A	B	C			
3/8		TFSY121A	11/16 (17.5)	9/16 (14.3)	1-1/4 (31.8)		•	
7/16		TFSY141A	11/16 (17.5)	21/32 (16.7)	1-1/4 (31.8)	•	•	
1/2		TFSY161A	3/4 (19.1)	3/4 (19.1)	1-1/4 (31.8)		•	
9/16		TFSY181A	13/16 (20.6)	13/16 (20.6)	1-1/4 (31.8)		•	
5/8		TFSY201A	29/32 (23.0)	29/32 (23.0)	1-1/4 (31.8)	•	•	
31/32		TFSY221A	31/32 (24.6)	31/32 (24.6)	1-3/8 (35.0)		•	
3/4		TFSY241A	1-1/16 (27.0)	1-1/16 (27.0)	1-3/8 (35.0)	•	•	
10		TFSY10A	11/16 (17.5)	19/32 (15.1)	1-1/4 (31.8)	•	•	
12		TFSY12A	11/16 (17.5)	11/16 (17.5)	1-1/4 (31.8)	•	•	
13		TFSY13A	3/4 (19.1)	3/4 (19.1)	1-1/4 (31.8)	•	•	
14		TFSY14A	13/16 (20.6)	13/16 (20.6)	1-1/4 (31.8)	•	•	
15		TFSY15A	13/16 (20.6)	27/32 (21.4)	1-1/4 (31.8)	•	•	
17		TFSY17A	31/32 (24.6)	31/32 (24.6)	1-3/8 (35.0)	•	•	

Sets include storage tray

209TFSMYA
213TFSYA



209TFSMYA



209TFSMYA

Twist, Deep, inches/mm (Blue-Point®)

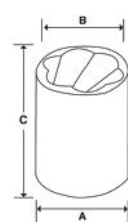
II	mm	6	Set Contains:				6
			A	B	C		
3/8		TSFSY121A	11/16 (17.5)	9/16 (14.3)	2-1/8 (54)	•	
7/16		TSFSY141A	11/16 (17.5)	21/32 (16.7)	2-1/8 (54.0)	•	
1/2		TSFSY161A	3/4 (19.1)	3/4 (19.1)	2-1/8 (54.0)	•	
9/16		TSFSY181A	13/16 (20.6)	13/16 (20.6)	2-3/8 (60.3)	•	
5/8		TSFSY201A	29/32 (23.0)	29/32 (23.0)	2-3/8 (60.3)	•	
11/16		TSFSY221A	31/32 (24.6)	31/32 (24.6)	2-5/8 (66.7)	•	
3/4		TSFSY241A	1-1/16 (27.0)	1-1/16 (27.0)	2-5/8 (66.7)	•	
10		TSFSY10A	11/16 (17.5)	19/32 (15.1)	2-1/8 (54.0)	•	
12		TSFSY12A	11/16 (17.5)	11/16 (17.5)	2-1/8 (54.0)	•	
13		TSFSY13A	3/4 (19.1)	3/4 (19.1)	2-1/8 (54.0)	•	
14		TSFSY14A	13/16 (20.6)	13/16 (20.6)	2-3/8 (60.3)	•	
15		TSFSY15A	13/16 (20.6)	27/32 (21.4)	2-3/8 (60.3)	•	
17		TSFSY17A	31/32 (24.6)	31/32 (24.6)	2-5/8 (66.7)	•	

Set includes storage tray

213TFSYA



213TFSYA



213TFSYA

Shallow, 10 pt

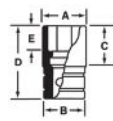
mm	10	A	B	D	E
12	DPFM12	18.3	18.3	26.9	7.1

DPFM12 3/8" Drive 10-Point Metric 12 mm Shallow Impact Socket

- The DPFM12 is for clutch pressure plate bolts found on the flywheel assembly on Mitsubishi® Eclipse® and Dodge® Stratus® vehicles
- Formed from tough alloy steel
- Heat-treated to a lower hardness to add impact resistance and ductility



DPFM12



• Do not hold swivel joint during use.
• Read Safety Precautions on pages W1-W4

POWER ACCESSORIES



Locking Button Extensions (Power)

Use with power or impact sockets with retention holes.

Stock No.	A	B
PF3	1/2	3
PF6	1/2	6
PF11A	1/2	11



Universal Joints (Power)

Stock No.	A	B
PFU8A	3/4	1-31/32



Adaptors (Power)

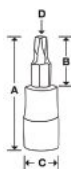
Stock No.	A	B	C	D
PA4F	1/2	3/8	15/16	1-13/16
PA2A	3/8	1/2	3/4	1-5/16



Hex-To Square-Adaptors (Power)

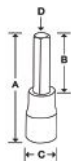
Stock No.	Retention Type	A	B	C
A3017A	Lock Button	7/16	1-1/4	1-3/4
A3042	Lock Button	1/4	1	2
A3044	Lock Button	1/4	1	4
A3046	Lock Button	1/4	1-1/4	6

POWER BIT SOCKETS




★ TORX®/Standard (Power), Industrial (3/8")

#	Stock No.	A	B	C	D
T27	PFTX27E	1-49/64	45/64	11/16	FTX27E2
T30	PFTX30E	1-49/64	45/64	11/16	FTX30E2
T40	PFTX40E	1-49/64	45/64	11/16	FTX40E2



Hex/Standard (Power), mm, Industrial (3/8")

mm		A	B	C	D
4	PFAM4E	52.3	25.4	17.2	FAM4E2
5	PFAM5E	52.3	25.4	17.2	FAM5E
6	PFAM6E	52.6	25.7	17.2	FAM6E2
7	PFAM7E	52.6	25.7	17.2	FAM7E2
8	PFAM8E	52.2	25.1	17.2	FAM8E2
9	PFAM9E	52.6	25.7	17.8	FAM9E2
10	PFAM10E	52.6	25.7	17.8	SAM10E2



Hex/Standard (Power), inches, Industrial (3/8")

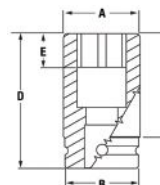
		A	B	C	D
1/8	PFA4E	2-1/16	1	11/16	TMA4E2
9/64	PFA4.5E	2-1/16	1	11/16	TMA4.5E2
5/32	PFA5E	2-1/16	1	11/16	FA5E2
3/16	PFA6E	2-1/16	1	11/16	FA6E2
7/32	PFA7E	2-5/64	1-1/64	11/16	FA7E2
1/4	PFA8E	2-5/64	1-1/64	11/16	FA8E2
5/16	PFA10E	2-1/16	1	11/16	FA10E2
3/8	PFA12E	2-3/32	1-1/32	11/16	FA12E2

Shallow Magnetic, mm, Industrial

mm	6	A	B	D	E
10	MFIMMD10	15.1	17.2	28.6	7.1
10	MFIMM10A	15.1	17.2	29.1	4.7
12	MFIMM12	18.1	19.1	28.6	3.7
13	MFIMM13	19.4	19.4	28.6	3.9
15	MFIMM15	21.6	21.8	28.6	3.9



MFIMM15



MFIMMD10 3/8" Drive 12-Point Metric 10 mm Shallow Magnetic Power Socket

- For use on Detroit Diesel® 60 series, the MFIMMD10 is used on the three camshaft gear thrust plate bolts located inside the camshaft gear cover within the front gear case on the engine
- The mechanic must go through the cover to start the bolts; if one is dropped, it is very labor intensive and time consuming to retrieve
- Applies to 2002 and later 60 series Detroit Diesel® engines with the compact gear case (please note: earlier engines with the tall gear case have 13 mm six-point bolts)
- Magnetic sockets are perfect for installing and removing a fastener as the magnetic feature will hold the fastener in the socket, saving time and frustration
- Power sockets designed and intended for use with power nut runners; do not use with impact drivers
- Industrial, black-oxide, finish helps protect against corrosion

Shallow Magnetic, inches, Industrial

II	6	A	B	D	E
5/16	MFIM101	15/32	11/16	1-1/16	3/32
3/8	MFIM121	17/32	11/16	1-1/16	1/8
7/16	MFIM141	5/8	11/16	1-1/16	5/32
1/2	MFIM161	25/32	25/32	1-1/16	5/32
9/16	MFIM181	7/8	7/8	1-1/16	5/32



MFIM101

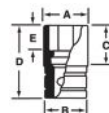


Deep Magnetic Spring Loaded, mm, Industrial

mm	6	A	B	D	E
10	SMFIMM10B	15.1	17.2	50.8	7.1
12	SMFIMM12B	18.1	19.1	50.8	7.1
13	SMFIMM13B	19.4	19.4	50.8	7.6



SMFIMM10B

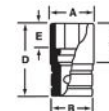


Deep, mm, Natural

mm	6	A	B	C	D	E
10	DFSM10	14.5	17.2	42.5	54.0	8.4



DFSM10



Surface Drive (M-Series)

For use in the industrial market for assembly line work. The lead-in chamfer and special design of these sockets will engage with a fastener while rotating on a power nut runner.

mm	6	A	B	C	D	E
10	M2110	16.5	19.1	16.5	31.8	7.4
10	M2210	16.5	19.1	39.1	50.8	7.4



M2110




- Do not use power sockets or accessories with impact drivers.
- Do not use power tools or accessories with impact drivers.
- Do not use adaptors with impact drivers.
- Do not exceed torque stamped on adaptor.
- Read Safety Precautions on pages W1-W4

GENERAL SERVICE SETS



230RFSMLEFG

Colors Available



ADD SUFFIX TO STOCK NUMBER FOR SPECIAL COLORS.

Also Includes	Stock No.	Description
	RAF80A	3/8" Drive Dual 80° Technology Low-Profile Ratchet

230RFSMLEFR 30 pc 3/8" Drive Dual 80° Technology Low-Profile Ratchet/Flank Drive® Low-Profile Socket Master Set


mm	6-Point Metric	12-Point SAE		TORX®	
8	RFSM8	1/4	RF081	TORX® E10	RFLE100
9	RFSM9	5/16	RF101	TORX® E11	RFLE110
10	RFSM10	11/32	RF111	TORX® E12	RFLE120
11	RFSM11	3/8	RF121	TORX® E14	RFLE140
12	RFSM12	7/16	RF141	TORX® E16	RFLE160
13	RFSM13	1/2	RF161	TORX® E18	RFLE180
14	RFSM14	9/16	RF181	TORX® E8	RFLE80
15	RFSM15	5/8	RF201		
16	RFSM16	11/16	RF221		
17	RFSM17	3/4	RF241		
18	RFSM18				
19	RFSM19				

ASME/ANSI® B107.10



239SFSSFG

Colors Available



ADD SUFFIX TO STOCK NUMBER FOR SPECIAL COLORS.

6/12-Point, Inches, Chrome

	6-Point Shallow Socket	6-Point Semi-Deep Socket	6-Point Deep Socket
1/4	FS081	FSS081	SFS081
5/16	FS101	FSS101	SFS101
3/8	FS121	FSS121	SFS121
7/16	FS141	FSS141	SFS141
1/2	FS161	FSS161	SFS161
9/16	FS181	FSS181	SFS181
5/8	FS201	FSS201	SFS201
11/16	FS221	FSS221	SFS221
3/4	FS241	FSS241	SFS241
13/16	FS261	FSS261	SFS261
7/8	FS281	FSS281	SFS281
15/16	FS301	FSS301	SFS301
1	FS321	FSS321	SFS321

239SFSSFG 39 pc 3/8" Drive 6-Point SAE Flank Drive® Shallow/Semi/Deep Combination Socket Foam Set

- Includes (13) shallow sockets; (13) semi-deep sockets and (13) deep sockets (1/4–1") in a foam organizer
- Snap-on® sockets using the Flank Drive® wrenching system grip the fastener on the flanks/flats which deliver 15–25% more turning power
- Nickel-chrome plating helps protect against corrosion and is easy to wipe clean
- Manufactured from the highest quality proprietary steel, providing optimum strength and durability
- 6-point configuration and Flank Drive® wrenching system

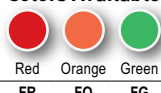
Foam Organizer

- Modular design provides in-drawer reconfiguration for new tools
- Each tool is precision fitted providing ultimate tool protection
- Contrasting colors provide visual control which eliminates time searching for missing tools
- Closed cell cross-linked foam resist oils, solvents, and fuels—easy to clean
- Pockets for miscellaneous tools



245SFMSFG

Colors Available



ADD SUFFIX TO STOCK NUMBER FOR SPECIAL COLORS.

245SFMSFR 45 pc 3/8" Drive 6-Point Metric Flank Drive® Shallow/Semi/Deep Combination Socket Foam Set

mm	6-Point Shallow Socket	6-Point Semi-Deep Socket	6-Point Deep Socket	mm	6-Point Shallow Socket	6-Point Semi-Deep Socket	6-Point Deep Socket
6	FSM61	FSMS6	SFSM6	13	FSM131	FSMS13	SFSM13
7	FSM71	FSMS7	SFSM7	14	FSM141	FSMS14	SFSM14
8	FSM81	FSMS8	SFSM8	15	FSM151	FSMS15	SFSM15
9	FSM91	FSMS9	SFSM9	16	FSM161	FSMS16	SFSM16
10	FSM101	FSMS10	SFSM10	17	FSM171	FSMS17	SFSM17
11	FSM111	FSMS11	SFSM11	18	FSM181	FSMS18	SFSM18
12	FSM121	FSMS12	SFSM12	19	FSM191	FSMS19	SFSM19
				20	FSM201	FSMS20	SFSM20

Sets shown include foam organizer



218AFP

12-Point, inches, Chrome

Size, inches	Stock No.	Size, inches	Stock No.
1/4	F081	5/8	F201
5/16	F101	11/16	F221
3/8	F121	3/4	F241
7/16	F141	13/16	F261
1/2	F161	7/8	F281
9/16	F181		

Also Includes:	Item	Description
	F4LB	3/8" Drive 17-27/32" Speeder Drive Handle
	F80	3/8" Drive Dual 80° Technology Standard Handle Ratchet
	FU8A	3/8" Drive 2-1/16" Friction Ball Universal Joint
	FXK11	3/8" Drive 11" Knurled Friction Ball Extension
	FXK3	3/8" Drive 3" Knurled Friction Ball Extension
	FXK6	3/8" Drive 6" Knurled Friction Ball Extension
	F10LD	3/8" Drive 9-9/16" Breaker Bar

Set includes storage case.

218AFP 18 pc 3/8" Drive 12-Point SAE General Service Socket Set

- Includes (18) tools (1/4–7/8")
- Includes Dual 80° Technology Standard Handle Ratchet, Speeder, Breaker Bar, Universal Joint and 3, 6 and 11" Knurled Extensions



210AFSP

6-Point, inches, Chrome

Size, inches	Stock No.	Size, inches	Stock No.
3/8	FS121	5/8	FS201
7/16	FS141	11/16	FS221
1/2	FS161	3/4	FS241
9/16	FS181		

Also Includes:	Item	Description
	F80	3/8" Drive Dual 80° Technology Standard Handle Ratchet
	FXK3	3/8" Drive 3" Knurled Friction Ball Extension
	FXK6	3/8" Drive 6" Knurled Friction Ball Extension

Set includes storage case.

210AFSP 10 pc 3/8" Drive 6-Point SAE General Service Set

- Set includes (7) 6-Point Shallow Sockets (3/8, 7/16, 1/2, 9/16, 5/8, 11/16 and 3/4"), F80 Standard Handle Sealed Ratchet and (2) Knurled Extensions (FXK3 3" and FXK6 6")





- Do not use chrome or industrial finish hand tools with power drivers or impact drivers.
- Do not immerse sealed ratchet in fluids.
- Do not replace worn parts individually; use entire contents of the service kit.
- Frequently inspect, clean and lubricate all non-sealed ratchet mechanisms with light oil
- Read Safety Precautions on pages W1-W4

GENERAL SERVICE SETS



218AFSP

6-Point, inches, Chrome


	6-Point Shallow Socket		6-Point Shallow Socket
1/4	FS081	5/8	FS201
5/16	FS101	11/16	FS221
3/8	FS121	3/4	FS241
7/16	FS141	13/16	FS261
1/2	FS161	7/8	FS281
9/16	FS181		

Also Includes:	Part No.	Description
	F4LB	3/8" Drive 17-27/32" Speeder Drive Handle
	F80	3/8" Drive Dual 80° Technology Standard Handle Ratchet
	FU8A	3/8" Drive 2-1/16" Friction Ball Universal Joint
	FXK11	3/8" Drive 11" Knurled Friction Ball Extension
	FXK3	3/8" Drive 3" Knurled Friction Ball Extension
	FXK6	3/8" Drive 6" Knurled Friction Ball Extension
	F10LD	3/8" Drive 9-9/16" Breaker Bar

Set includes storage case.

218AFSP 18 pc 3/8" Drive 6-Point SAE Shallow General Service Socket Set

- Includes (18) tools (1/4–7/8")
- Includes Dual 80° Technology Standard Handle Ratchet, Speeder, Breaker Bar, Universal Joint, and 3, 6 and 11" Knurled Extensions in a storage tray



2101GSS01FR



2101GSS02FG

2101GSS01FR 101 pc 3/8" Drive General Service Foam Set

Stock No.	Description
204RT01FG	4 pc 3/8" Drive Dual 80° Technology Ratchet Foam Set
204RT02FG	4 pc 3/8" Drive Dual 80° Technology Flex Head Ratchet Foam Set
209AFXAFG	9 pc 3/8" Drive Extension and Adaptor Foam Set
245SFMSFG	45 pc 3/8" Drive 6-Point Metric Flank Drive® Shallow/Semi/Deep Combination Socket Foam Set
239SFSSFG	39 pc 3/8" Drive 6-Point SAE Flank Drive® Shallow/Semi/Deep Combination Socket Foam Set

Sets shown include foam organizer

Colors Available



ADD SUFFIX TO STOCK NUMBER FOR SPECIAL COLORS.

2101GSS02FG 101 pc 3/8" Drive Soft Grip General Service Foam Set

Stock No.	Description
204RT03FG	4 pc 3/8" Drive Dual 80° Technology Soft Grip Ratchet Foam Set
204RT04FG	4 pc 3/8" Drive Dual 80° Technology Soft Grip Flex-Head Ratchet Foam Set
209AFXAFG	9 pc 3/8" Drive Extension and Adaptor Foam Set
245SFMSFG	45 pc 3/8" Drive 6-Point Metric Flank Drive® Shallow/Semi/Deep Combination Socket Foam Set
239SFSSFG	39 pc 3/8" Drive 6-Point SAE Flank Drive® Shallow/Semi/Deep Combination Socket Foam Set

Sets shown include foam organizer





Colors Available



ADD SUFFIX TO STOCK NUMBER FOR SPECIAL COLORS.

251FSMBFR 51 pc 3/8" Drive 6-Point Metric/SAE Flank Drive® General Service Foam Set

Stock No.	Description
FL80	3/8" Drive Dual 80° Technology Long Handle Ratchet
FU8A	3/8" Drive 2-1/16" Friction Ball Universal Joint
FXX3	3/8" Drive 3" Knurled Friction Ball Extension
FXX6	3/8" Drive 6" Knurled Friction Ball Extension
FXX11	3/8" Drive 11" Knurled Friction Ball Extension

	6-Point Metric Shallow Socket		6-Point Metric Deep Socket		6-Point SAE Shallow Socket		6-Point SAE Deep Socket
8 mm	FSM81	8 mm	SFSM8	1/4"	FS081	1/4"	SFS081
9 mm	FSM91	9 mm	SFSM9	5/16"	FS101	5/16"	SFS101
10 mm	FSM101	10 mm	SFSM10	3/8"	FS121	3/8"	SFS121
11 mm	FSM111	11 mm	SFSM11	7/16"	FS141	7/16"	SFS141
12 mm	FSM121	12 mm	SFSM12	1/2"	FS161	1/2"	SFS161
13 mm	FSM131	13 mm	SFSM13	9/16"	FS181	9/16"	SFS181
14 mm	FSM141	14 mm	SFSM14	5/8"	FS201	5/8"	SFS201
15 mm	FSM151	15 mm	SFSM15	11/16"	FS221	11/16"	SFS221
16 mm	FSM161	16 mm	SFSM16	3/4"	FS241	3/4"	SFS241
17 mm	FSM171	17 mm	SFSM17	13/16"	FS261	13/16"	SFS261
18 mm	FSM181	18 mm	SFSM18	7/8"	FS281	7/8"	SFS281
19 mm	FSM191	19 mm	SFSM19				

ASME®/ANSI® B107.10







251FSMBFR

251YFSMBFR 51 pc 3/8" Drive 6-Point Metric/SAE Flank Drive® Xtra General Service Foam Set

Stock No.	Description
FL80	3/8" Drive Dual 80° Technology Long Handle Ratchet
FU8A	3/8" Drive 2-1/16" Friction Ball Universal Joint
FXX3	3/8" Drive 3" Knurled Friction Ball Extension
FXX6	3/8" Drive 6" Knurled Friction Ball Extension
FXX11	3/8" Drive 11" Knurled Friction Ball Extension

ASME®/ANSI® B107.10

	6-Point Metric FDx Shallow Socket		6-Point Metric FDx Deep Socket		6-Point SAE FDx Shallow Socket		6-Point SAE FDx Deep Socket
8 mm	YFSM81	8 mm	YSFSM8	1/4"	YFS081	1/4"	YSFS081
9 mm	YFSM91	9 mm	YSFSM9	5/16"	YFS101	5/16"	YSFS101
10 mm	YFSM101	10 mm	YSFSM10	3/8"	YFS121	3/8"	YSFS121
11 mm	YFSM111	11 mm	YSFSM11	7/16"	YFS141	7/16"	YSFS141
12 mm	YFSM121	12 mm	YSFSM12	1/2"	YFS161	1/2"	YSFS161
13 mm	YFSM131	13 mm	YSFSM13	9/16"	YFS181	9/16"	YSFS181
14 mm	YFSM141	14 mm	YSFSM14	5/8"	YFS201	5/8"	YSFS201
15 mm	YFSM151	15 mm	YSFSM15	11/16"	YFS221	11/16"	YSFS221
16 mm	YFSM161	16 mm	YSFSM16	3/4"	YFS241	3/4"	YSFS241
17 mm	YFSM171	17 mm	YSFSM17	13/16"	YFS261	13/16"	YSFS261
18 mm	YFSM181	18 mm	YSFSM18	7/8"	YFS281	7/8"	YSFS281
19 mm	YFSM191	19 mm	YSFSM19				



251YFSMBFR





- Do not use chrome or industrial finish hand tools with power drivers or impact drivers.
- Do not immerse sealed ratchet in fluids.
- Do not replace worn parts individually; use entire contents of the service kit.
- Frequently inspect, clean and lubricate all non-sealed ratchet mechanisms with light oil
- Read Safety Precautions on pages W1-W4

GENERAL SERVICE SETS



222AFSP

6-Point, inches, Chrome

	6-Point Shallow Socket		6-Point Shallow Socket
3/8	F121	3/8	SFS121
7/16	F141	7/16	SFS141
1/2	F161	1/2	SFS161
9/16	F181	9/16	SFS181
5/8	F201	5/8	SFS201
11/16	F221	11/16	SFS221
3/4	F241	3/4	SFS241

Also Includes:	Part No.	Description
	F80	3/8" Drive Dual 80° Technology Standard Handle Ratchet
	FU8A	3/8" Drive 2-1/16" Friction Ball Universal Joint
	F10LD	3/8" Drive 9-9/16" Breaker Bar
	FXK3	3/8" Drive 3" Knurled Friction Ball Extension
	FXK4	3/8" Drive 4" Knurled Friction Ball Extension
	FXK8	3/8" Drive 8" Knurled Friction Ball Extension
	S9704KA	3/8" Drive 6-Point SAE 13/16" Flank Drive® Shallow Spark Plug Socket
	S9706KA	3/8" Drive 6-Point SAE 5/8" Flank Drive® Shallow Spark Plug Socket
	PB17B	Storage Case

Set includes storage case.

222AFSP 22 pc 3/8" Drive 6-Point SAE General Service Socket Set



- Includes (7) Shallow Sockets (3/8–3/4") and (7) Deep Sockets (3/8–3/4")
- Includes Dual 80° Technology Standard Handle Ratchet, 13/16" Spark Plug Socket, 5/8" Spark Plug Socket, Breaker Bar, Universal Joint and 3, 4 and 8" Knurled Extensions in a storage case

Build Your Own Set

The 206AFSP Handle Set is the foundation for the ideal basic general service set. Add any of the suggested socket sets or choose from various special-purpose sockets available in fractional and metric sizes.



206AFSP

	Stock No.		Stock No.
11 pc. 3/8" Drive 12-Point SAE Deep Flank Drive® Socket Set	211SFY	12 pc. 3/8" Drive 12-Point Metric Flank Drive® Deep Socket Set	212SFMY
11 pc. 3/8" Drive 6-Point SAE Flank Drive® Socket Set	211SFSY	12 pc. 3/8" Drive 6-Point Metric Flank Drive® Semi-Deep Socket Set	212FSMSY
11 pc. 3/8" Drive 6-Point SAE Flank Drive® Shallow Socket Set	211FSY	12 pc. 3/8" Drive 6-Point Metric Flank Drive® Deep Socket Set	212SFSMY
7 pc. 3/8" Drive 6-Point SAE Flank Drive® Deep Universal Socket Set	207FSU	12 pc. 3/8" Drive 6-Point Metric Flank Drive® Shallow Socket Set	212FSMY
		12 pc. 3/8" Drive 12-Point Metric Flank Drive® Shallow Socket Set	212FMY

Also Includes:	Part No.	Description
	F80	3/8" Drive Dual 80° Technology Standard Handle Ratchet
	F10LD	3/8" Drive 9-9/16" Breaker Bar
	FU8A	3/8" Drive 2-1/16" Friction Ball Universal Joint
	FX1	3/8" Drive 1-1/2" Friction Ball Extension
	FXK11	3/8" Drive 11" Knurled Friction Ball Extension
	FXK3	3/8" Drive 3" Knurled Friction Ball Extension
	FXK6	3/8" Drive 6" Knurled Friction Ball Extension

Set includes storage case.




206AFSP 6 pc 3/8" Drive Handle Set

- Start with the 206AFSP Handle Set, the ideal base for a personally customized basic general service set
- Add any of the suggested socket sets or choose from the many special purpose sockets available in both SAE and metric sizes
- The 206AFSP set is packaged in the blow-molded PB16B plastic case, which has a large enough cavity to store as many as four rows of standard-length sockets, two rows of deep or universal sockets, or combinations of any of these
- Suggested SAE Set Additions:
 - 211FSY 6-Point Shallow Set
 - 212FY 6-Point Shallow Set
 - 211SFSY 6-Point Deep Set
 - 211SFY 12-Point Shallow Set
 - 207FSU 6-Point Deep Universal Set
 - 211FDSY 12-Point Semi-Deep Set
- Suggested Metric Set Additions:
 - 212FSMY 6-Point Shallow Set
 - 212SFSMY 6-Point Semi-Deep Set
 - 212SFMY 12-Point Deep Set
 - 212FSMSY 6-Point Semi-Deep Set
 - 212FMSY 12-Point Semi-Deep Set
 - 212FMY 12-Point Shallow Set
- Includes: F80 Sealed Ratchet, FU8A Universal Joint, FX1 Extension (1-1/2"), FXK3 Knurled Extension (3"), FXK6 Knurled Extension (6") and FXK11 Knurled Extension (11")



248F

12-Point, inches, Chrome

	12-Point Shallow Sockets		12-Point Deep Sockets		12-Point Shallow Universal Socket
1/4	F081	1/4	SF081	5/16	FU10B
5/16	F101	5/16	SF101	3/8	FU12B
3/8	F121	3/8	SF121	7/16	FU14B
7/16	F141	7/16	SF141	1/2	FU16B
1/2	F161	1/2	SF161	9/16	FU18B
9/16	F181	9/16	SF181	5/8	FU20B
5/8	F201	5/8	SF201	11/16	FU22B
11/16	F221	11/16	SF221	3/4	FU24B
3/4	F241	3/4	SF241	13/16	FU26B
13/16	F261	13/16	SF261	7/8	FU28B
7/8	F281	7/8	SF281	15/16	FU30A
15/16	F301	—	—	1	FU32A

ASME®/ANSI® B107.10

Also Includes		
F40B		3/8" Drive 5-15/16" Hard Handle Stubby Shank Driver
F4LB		3/8" Drive 17-27/32" Speeder Drive Handle
F5L		3/8" Drive 8" Sliding T-Handle
F10LD		3/8" Drive 9-9/16" Breaker Bar
F77A		3/8" Drive 20-Tooth Ratchet Adaptor
F80		3/8" Drive Dual 80® Technology Standard Handle Ratchet
FRS70A		3/8" Drive Spinner Ratchet
FU8A		3/8" Drive 2-1/16" Friction Ball Universal Joint
FXX3		3/8" Drive 3" Knurled Friction Ball Extension
FXX4		3/8" Drive 4" Knurled Friction Ball Extension
FXX6		3/8" Drive 6" Knurled Friction Ball Extension
FXX11		3/8" Drive 11" Knurled Friction Ball Extension
BLPEXTF388		3/8" Drive 8" Flexible Extension (Blue-Point®)

248F 48 pc 3/8" Drive 12-Point SAE Shallow/Deep/Universal Combination General Service Socket Set

- Includes Shallow Sockets (1/4–15/16")
- Includes Deep Sockets (1/4–7/8")
- Includes Universal Sockets (5/16–1")
- Includes Dual 80® Technology Standard Handle Ratchet, Plastic Handle Driver, Ratchet Spinner, Speeder, Ratchet Adaptor, Sliding T-Handle, Universal Joint, Breaker Bar, 8" Flexible Extension and 3, 4, 6 and 11" Knurled Extensions (48 pc)



- Do not use chrome or industrial finish hand tools with power drivers or impact drivers.
- Do not immerse sealed ratchet in fluids.
- Do not replace worn parts individually; use entire contents of the service kit.
- Read Safety Precautions on pages W1–W4

GENERAL SERVICE SETS



292F

Deep, Inches, Chrome

211SFSY	11 pc 3/8" Drive 6-Point SAE Flank Drive® Deep Socket Set
211FSY	11 pc 3/8" Drive 6-Point SAE Flank Drive® Shallow Socket Set
211FY	11 pc 3/8" Drive 12-Point SAE Flank Drive® Shallow Socket Set
211SFY	11 pc 3/8" Drive 12-Point SAE Deep Flank Drive® Socket Set

292F 92 pc 3/8" Drive 6-/12-Point SAE Shallow/Deep/Universal Combination General Service Socket Set

Also Includes	FLF80A	3/8" Drive Dual 80° Technology Long Handle Flex-Head Ratchet	S9704KFUA	3/8" Drive 6-Point SAE 13/16" Flank Drive® Universal Spark Plug Socket
	F4LB	3/8" Drive 17-27/32" Speeder Drive Handle	F23E	3/8" Drive 1/4" Flat Tip Standard Bit Socket Driver
	F5L	3/8" Drive 8" Sliding T-Handle	F25E	3/8" Drive 5/16" Flat Tip Standard Bit Socket Driver
	F10LD	3/8" Drive 9-9/16" Breaker Bar	F29E	3/8" Drive SAE 3/8" Clutch Bit Socket Driver
	FU8A	3/8" Drive 2-1/16" Friction Ball Universal Joint	F30E	3/8" Drive SAE 5/16" Clutch Socket Driver
	FU10B	3/8" Drive 12-Point SAE 5/16" Flank Drive® Shallow Universal Socket	F31E	3/8" Drive 3/8" Flat Tip Standard Bit Socket Driver
	FU12B	3/8" Drive 12-Point SAE 3/8" Flank Drive® Shallow Universal Socket	F40B	3/8" Drive 5-15/16" Hard Handle Stubby Shank Driver
	FU14B	3/8" Drive 12-Point SAE 7/16" Flank Drive® Shallow Universal Socket	F77A	3/8" Drive 20-Tooth Ratchet Adaptor
	FU16B	3/8" Drive 12-Point SAE 1/2" Flank Drive® Shallow Universal Socket	F80	3/8" Drive Dual 80° Technology Standard Handle Ratchet
	FU18B	3/8" Drive 12-Point SAE 9/16" Flank Drive® Shallow Universal Socket	F111	3/8" Drive 12-Point SAE 11/32" Flank Drive® Shallow Socket
	FU20B	3/8" Drive 12-Point SAE 5/8" Flank Drive® Shallow Universal Socket	FA5E	3/8" Drive SAE 5/32" Standard Hex Bit Socket Driver
	FU22B	3/8" Drive 12-Point SAE 11/16" Flank Drive® Shallow Universal Socket	FA6E	3/8" Drive SAE 3/16" Standard Hex Bit Socket Driver
	FU24B	3/8" Drive 12-Point SAE 3/4" Flank Drive® Shallow Universal Socket	FA7E	3/8" Drive SAE 7/32" Standard Hex Bit Socket Driver
	FU26B	3/8" Drive 12-Point SAE 13/16" Flank Drive® Shallow Universal Socket	FA8E	3/8" Drive SAE 1/4" Standard Hex Bit Socket Driver
	FU28B	3/8" Drive 12-Point SAE 7/8" Flank Drive® Shallow Universal Socket	FA10E	3/8" Drive SAE 5/16" Standard Hex Bit Socket Driver
	FU30A	3/8" Drive 12-Point SAE 15/16" Flank Drive® Shallow Universal Socket	FA12E	3/8" Drive SAE 3/8" Standard Hex Bit Socket Driver
	FU32A	3/8" Drive 12-Point SAE 1" Flank Drive® Shallow Universal Socket	FP22E	3/8" Drive #2 PHILLIPS® Standard Bit Socket Driver
	FX1*	3/8" Drive 1-1/2" Friction Ball Extension	FP32E	3/8" Drive #3 PHILLIPS® Standard Bit Socket Driver
	FXK3*	3/8" Drive 3" Knurled Friction Ball Extension	FP42E	3/8" Drive #4 PHILLIPS® Socket Driver
	FXK4*	3/8" Drive 4" Knurled Friction Ball Extension	PP409A	3/8" Drive SAE 9/32" Internal Pipe Plug Socket
	FXK6*	3/8" Drive 6" Knurled Friction Ball Extension	PP410A	3/8" Drive SAE 5/16" Internal Pipe Plug Socket
	FXK8*	3/8" Drive 8" Knurled Friction Ball Extension	PP412A	3/8" Drive SAE 3/8" Internal Pipe Plug Socket
	FXK11*	3/8" Drive 11" Knurled Friction Ball Extension	GF22	3/8" Drive 11/16" Blade Width Drag Link Socket
	FRS70A	3/8" Drive Spinner Ratchet	BLPEXTF388	3/8" Drive 8" Flexible Extension (Blue-Point®)



6-Point, mm, Chrome

STARTERSET3

mm	6-Point Deep Sockets	mm	6-Point Deep Sockets
8	SFSM8	14	SFSM14
9	SFSM9	15	SFSM15
10	SFSM10	16	SFSM16
11	SFSM11	17	SFSM17
12	SFSM12	18	SFSM18
13	SFSM13	19	SFSM19

Also Includes	FL80	3/8" Drive Dual 80° Technology Long Handle Ratchet
	FU8A	3/8" Drive 2-1/16" Friction Ball Universal Joint
	FXK3	3/8" Drive 3" Knurled Friction Ball Extension
	FXK6	3/8" Drive 6" Knurled Friction Ball Extension
	S9706KA	3/8" Drive 6-Point SAE 5/8" Flank Drive® Shallow Spark Plug Socket



STARTERSET5

Shallow, mm, Chrome

mm	6-Point Shallow Sockets	mm	6-Point Shallow Sockets
8	FSM81	14	FSM141
9	FSM91	15	FSM151
10	FSM101	16	FSM161
11	FSM111	17	FSM171
12	FSM121	18	FSM181
13	FSM131	19	FSM191

Also Includes:	Part Number	Description
	F80	3/8" Drive Dual 80° Technology Standard Handle Ratchet
	FXWP1	3/8" Drive 1-1/2" Friction Ball Wobble Plus Extension
	FXWP3	3/8" Drive 3" Knurled Wobble Plus Extension
	FXWP6	3/8" Drive 6" Knurled Wobble Plus Extension
	F12LA	3/8" Drive Long Handle Breaker Bar

STARTERSET5 17 pc 3/8" Drive Shallow 6-Point Metric Starter Set

- High-strength sealed head ratchet built for strength, precision and durability
- Wobble engagement on extensions provides 16° of additional accessibility
- Sockets feature Flank Drive® wrenching system which grips the fastener on the flanks/flats increasing torque by up to 15%–20%
- Nickel-chrome plating provides a wear-resistant finish along with a mirror-like finish
- Highest quality steel on breaker bar provides strength and durability



222AFSMP

6-Point, mm, Chrome

mm	6-Point Shallow Sockets	mm	6-Point Shallow Sockets
10	FSM101	10	SFSM10
11	FSM111	11	SFSM11
13	FSM131	13	SFSM13
14	FSM141	14	SFSM14
15	FSM151	15	SFSM15
17	FSM171	17	SFSM17
19	SFSM19	19	SFSM19

Also Includes:	Part Number	Description
	F80	3/8" Drive Dual 80° Technology Standard Handle Ratchet
	FU8A	3/8" Drive 2-1/16" Friction Ball Universal Joint
	F10LD	3/8" Drive 9-9/16" Breaker Bar
	FXK3	3/8" Drive 3" Knurled Friction Ball Extension
	FXK4	3/8" Drive 4" Knurled Friction Ball Extension
	FXK8	3/8" Drive 8" Knurled Friction Ball Extension
	S9704KA	3/8" Drive 6-Point SAE 13/16" Flank Drive® Shallow Spark Plug Socket
	S9706KA	3/8" Drive 6-Point SAE 5/8" Flank Drive® Shallow Spark Plug Socket
	PB17B	Storage Case

222AFSMP 22 pc 3/8" Drive 6-Point Metric General Service Socket Set

Includes:

- (7) Shallow Sockets (10, 11, 13–15, 17 and 19 mm)
- (7) Deep Sockets (10, 11, 13–15, 17 and 19 mm)
- Dual 80° Technology Standard Handle Ratchet, Universal Joint, Breaker Bar, 3, 4 and 8" Knurled Extensions, 13/16 and 5/8" Spark Plug Sockets and a storage case



- Do not use chrome or industrial finish hand tools with power drivers or impact drivers.
- Do not immerse sealed ratchet in fluids.
- Do not replace worn parts individually; use entire contents of the service kit.
- Do not use "cheater bars" on handles.
- Pull, do not push on handles.
- Read Safety Precautions on pages W1–W4

GENERAL SERVICE SETS



262MFB

262MFB 61 pc 3/8" Drive 6-/12-Point Metric General Service Socket Set

Includes:

- (12) 6-point Shallow Sockets (8–19 mm)
- (11) 12-point shallow sockets (9–19 mm)
- Includes (12 pc) 12-point Deep Sockets (8–19 mm)
- (12) 6-point Shallow Universal Sockets (8, 10–19 and 22 mm)
- Dual 80° Technology Standard Handle Ratchet, Speeder, Breaker Bar, Plastic Handle Driver, Ratchet Spinner, Ratchet Adaptor, Universal Joint, 3, 6 and 11" Knurled Extensions, 13/16" Spark Plug Socket, 8" Flexible Extension, 5/8 and 9/16" Spark Plug Socket and metal box (61 pc)

6/12-Point, mm, Chrome

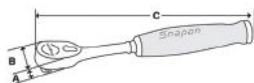
mm	6-Point Shallow Sockets	mm	12-Point Shallow Sockets	mm	12-Point Deep Sockets	mm	6-Point Shallow Universal Sockets
8	FSM81	—	—	8	SFM8	8	FSUM8A
9	FSM91	9	FM9	9	SFM9	10	FSUM10A
10	FSM101	10	FM10	10	SFM10	11	FSUM11A
11	FSM111	11	FM11	11	SFM11	12	FSUM12A
12	FSM121	12	FM12	12	SFM12	13	FSUM13A
13	FSM131	13	FM13	13	SFM13	14	FSUM14A
14	FSM141	14	FM14	14	SFM14	15	FSUM15A
15	FSM151	15	FM15	15	SFM15	16	FSUM16A
16	FSM161	16	FM16	16	SFM16	17	FSUM17A
17	FSM171	17	FM17	17	SFM17	18	FSUM18A
18	FSM181	18	FM18	18	SFM18	19	FSUM19A
19	FSM191	19	FM19	19	SFM19	22	FSUM22A

Also Includes	Description
F10LD	3/8" Drive 9-9/16" Breaker Bar
F80	3/8" Drive Dual 80° Technology Standard Handle Ratchet
F4LB	3/8" Drive 17-27/32" Speeder Drive Handle
F40B	3/8" Drive 5-15/16" Hard Handle Stubby Shank Driver
FRS70A	3/8" Drive Spinner Ratchet
F77A	3/8" Drive 20-Tooth Ratchet Adaptor
FU8A	3/8" Drive 2-1/16" Friction Ball Universal Joint
FXK3	3/8" Drive 3" Knurled Friction Ball Extension
FXK6	3/8" Drive 6" Knurled Friction Ball Extension
FXK11	3/8" Drive 11" Knurled Friction Ball Extension
S9704KR	3/8" Drive 6-Point SAE 13/16" Flank Drive® Standard Retention Spark Plug Socket
S9706KA	3/8" Drive 6-Point SAE 5/8" Flank Drive® Shallow Spark Plug Socket
S9716KA	3/8" Drive 6-Point SAE 9/16" Flank Drive® Spark Plug Socket
KRA21G	Metal Box
BLPEXTF388	3/8" Drive 8" Flexible Extension (Blue-Point®)

ASME®/ANSI® B107.10

RATCHETS (Blue-Point®)

Quick-Release Ratchets (Blue-Point®) (3/8")



Stock No.	Description	Gear Teeth	Gear Action	A	B	C
BPRFR938	Standard	38	9.5°	9/16	1-9/32	7-3/4
BPRFR938SG	Bi-mold Soft Grip	38	9.5°	9/16	1-9/32	7-3/4

ASME®/ANSI® B107.10

BPRFR938 3/8" Drive Standard Handle Quick-Release Ratchet (Blue-Point®)

- Quick-release button for rapid socket/accessory changes, even with greasy or oily hands
- Contoured handle for comfort and control
- Chrome finish for easy cleanup



BPRFR938

BPRFR938SG 3/8" Drive Soft Grip Handle Quick-Release Ratchet (Blue-Point®)

- Quick-release button for rapid socket/accessory changes, even with greasy or oily hands
- Corrosive resistant bi-mold cushion grips for improved comfort and performance
- Chrome finish for easy cleanup



BPRFR938SG

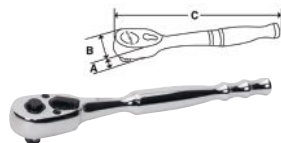
BPR703 3 pc Standard Handle Quick-Release Ratchet Set (Blue-Point®)

- Includes 1/4" Drive BPRTR936, 3/8" Drive BPRFR938 and 1/2" Drive BPRSR940 Ratchets (3 pc) in a storage tray

Quick-Release Ratchets (Blue-Point®) (1/4")

BPRTR936 1/4" Drive Standard Handle Quick-Release Ratchet (Blue-Point®)

- Quick-release button for rapid socket/accessory changes, even with greasy or oily hands
- Contoured handle for comfort and control
- Chrome finish for easy cleanup



BPRTR936

Ratchet Spinners (Blue-Point®) (3/8")

Set Contains:

Stock No.	Description	Square Drive, inches	
FSDR1 [†]	3/8" External Drive/1/4" Internal Square Drive Finger Ratchet (Blue-Point®)	3/8 Male to 1/4 Female	
FSD1	3/8" Drive Ratchet Spinner Adaptor (Blue-Point®)	3/8 Male to 3/8 Female	•
FSD14 [†]	3/8" Drive Male to 1/4" Drive Female Spinner Adaptor (Blue-Point®)	3/8 Male to 1/4 Female	•
FSD38 [†]	1/4" Drive Male to 3/8" Drive Female Spinner Adaptor (Blue-Point®)	1/4 Male to 3/8 Female	•



FSD1

FSD3KT[†]

HANDLES AND ACCESSORIES (Blue-Point®)

3/8" DRIVE TOOLS

Breaker Bars (Blue-Point®) (3/8")

Stock No.	Description	A	B	C
BLPBB3810	3/8" Drive 10" Breaker Bar (Blue-Point®)	7/8	9-31/32	1/2



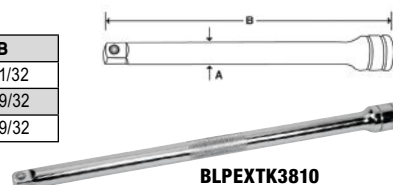
Handled Drivers (Blue-Point®)

Stock No.	Description	A	B	C
BLPCGHD388	3/8" Drive Spinner Handle (Blue-Point®)	1/2	4	8-5/8



Knurled Extensions, Chrome (Blue-Point®)

Stock No.	Description	B
BLPEXTK383	3/8" Drive 3" Knurled Extension (Blue-Point®)	2-31/32
BLPEXTK386	3/8" Drive 6" Knurled Extension (Blue-Point®)	5-29/32
BLPEXTK3810	3/8" Drive 10" Knurled Extension (Blue-Point®)	9-29/32




Turbo T-Handles (Blue-Point®)

F11TURBO 3/8" Drive Turbo T-Handle Speed Driver (Blue-Point®)


- Constant pressure can be applied to fastener while turning handle
- Faster than ordinary speed wrenches
- Safer on threads than power tools

TURBOT103 3 pc 1/4" Drive Turbo T-Handle Set (Blue-Point®)

- T9TURBO (1/4" drive), TH10TURBO (1/4" hex) and F11TURBO (3/8" drive)



EXTENSIONS AND ACCESSORIES (Blue-Point®)



Locking Extensions, Chrome (Blue-Point®)

Stock No.	A	B	Set Contains:
FXLBP3	1/2	3	•
FXLBP6	1/2	6	•
FXLBP10	1/2	10	•

Set includes storage tray



Extra-Long Locking Extensions (Blue-Point®)

- Smooth, durable chrome finish
- Made from tough 6130 steel
- Secure socket retention
- Lifetime warranty on individual extensions
- Do not use with power or impact tools


Stock No.	A	B	Set Contains:
BLPEXTL3812	1/2	12	•
BLPEXTL3818	1/2	18	•
BLPEXTL3824	1/2	24	•

Set includes storage tray

- Do not use "cheater bars" on handles.
- Pull, do not push on handle.
- Do not use chrome or industrial finish hand tools with power drivers or impact drivers.
- Do not immerse sealed ratchet in fluids.
- Do not replace worn parts individually; use entire contents of the service kit.
- Frequently inspect, clean, and lubricate all nonsealed ratchet mechanisms with light oil.
- ‡These products can expose you to chemicals which are known to the state of California to cause cancer and reproductive harm. See pages P1-P2 for details.
- Read Safety Precautions on pages W1-W4



EXTENSIONS AND ACCESSORIES (Blue-Point®)



YA525A



BLPEXTF388

Extensions/Locking (Set Screw), Chrome (Blue-Point®)

- Allows easy and secure tool stacking
- Securely connects breaker bar, extensions and ratchets to socket and socket driver for overhead work
- Sliding sleeve for easy removal
- Not for use with power or impact tools

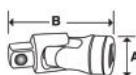
Stock No.	A	B
YA525A	3/4	2-1/8

Flexible Extensions (Blue-Point®)

Stock No.	Finish	Length, inches
BLPEXTF388	Chrome	8



BLPUJ38



Universal Joints, Chrome (Blue-Point®)

Stock No.	B
BLPUJ38	2-1/32

SOCKETS (Blue-Point®)



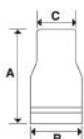
BLPLM3810



BLPLM3816



BLPLM3822



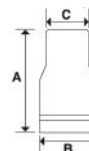
BLPSM389



BLPSM3815



BLPSM3822



Deep, mm, Chrome (Blue-Point®)

mm	12	A	B	C
6	BLPLM386	64	17	9.3
7	BLPLM387	64	17	10.9
8	BLPLM388	64	17	11.8
9	BLPLM389	64	17	13.4
10	BLPLM3810	64	17	14.6
11	BLPLM3811	64	17	15.9
12	BLPLM3812	64	17	17
13	BLPLM3813	64	18.4	18.4
14	BLPLM3814	64	19.6	19.6
15	BLPLM3815	64	20.9	20.9
16	BLPLM3816	64	22	22
17	BLPLM3817	64	23.4	23.4
18	BLPLM3818	64	24.5	24.5
19	BLPLM3819	64	25.6	25.6
20	BLPLM3820	64	26.8	26.8
21	BLPLM3821	64	27.9	27.9
22	BLPLM3822	64	29.6	29.6
23	BLPLM3823	64	31.2	31.2
24	BLPLM3824	64	32	32

Shallow, mm, Chrome (Blue-Point®)

mm	6	A	B	C
6	BLPSM386	25.5	17	9.3
7	BLPSM387	25.5	17	10.9
8	BLPSM388	25.5	17	11.8
9	BLPSM389	25.5	17	13.4
10	BLPSM3810	25.5	17	14.6
11	BLPSM3811	25.5	17	15.9
12	BLPSM3812	25.5	17	17
13	BLPSM3813	25.5	18.4	18.4
14	BLPSM3814	27	19.6	19.6
15	BLPSM3815	27	20.9	20.9
16	BLPSM3816	27	22	22
17	BLPSM3817	27	23.4	23.4
18	BLPSM3818	27	24.5	24.5
19	BLPSM3819	29	25.6	25.6
20	BLPSM3820	29	26.8	26.8
21	BLPSM3821	29	27.9	27.9
22	BLPSM3822	31	29.6	29.6
23	BLPSM3823	31	31.2	31.2
24	BLPSM3824	31	32	32

SOCKETS (Blue-Point®)

3/8" DRIVE TOOLS

Square Drive Adaptors (Blue-Point®)

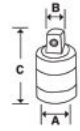
Stock No.	A	B
BLPAFM3814	3/8	1/4
BLPAFM1438	1/4	3/8



BLPAFM3814



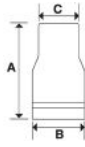
BLPAFM1438



BLPL3838



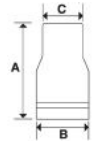
BLPL3834



BLPS3838



BLPS3878



Deep, Inches, Chrome (Blue-Point®)

II	Stock No.	A	B	C
1/4	BLPL3814	2-1/2	21/32	13/32
5/16	BLPL38516	2-1/2	21/32	15/32
3/8	BLPL3838	2-1/2	21/32	9/16
7/16	BLPL38716	2-1/2	21/32	5/8
1/2	BLPL3812	2-1/2	23/32	23/32
9/16	BLPL38916	2-1/2	51/64	51/64
5/8	BLPL3858	2-1/2	55/64	55/64
11/16	BLPL381116	2-1/2	15/16"	15/16
3/4	BLPL3834	2-1/2	1	1
13/16	BLPL381316	2-1/2	1-1/16	1-1/16
7/8	BLPL3878	2-1/2	1-3/16	1-3/16
15/16	BLPL381516	2-1/2	1-1/4	1-1/4
1	BLPL381	2-1/2	1-21/64	1-21/64

Shallow, Inches, Chrome (Blue-Point®)

II	Stock No.	A	B	C
1/4	BLPS3814	1	21/32	13/32
5/16	BLPS38516	1	21/32	15/32
3/8	BLPS3838	1	21/32	9/16
7/16	BLPS38716	1	21/32	5/8
1/2	BLPS3812	1	23/32	23/32
9/16	BLPS38916	1-1/16	51/64	51/64
5/8	BLPS3858	1-1/16	55/64	55/64
11/16	BLPS381116	1-1/16	15/16	15/16
3/4	BLPS3834	1-1/8	1	1
13/16	BLPS381316	1-1/8	1-1/16	1-1/16
7/8	BLPS3878	1-1/4	1-3/16	1-3/16
15/16	BLPS381516	1-1/4	1-1/4	1-1/4
1	BLPS381	1-1/4	1-21/64	1-21/64

TORX®/Shallow, Chrome (Blue-Point®)

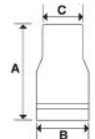
#	Stock No.	A	B	C
E4	BLPTE384	1-7/32	21/32	7/32
E5	BLPTE385	1-7/32	21/32	17/64
E6	BLPTE386	1-7/32	21/32	5/16
E7	BLPTE387	1-7/32	21/32	21/64
E8	BLPTE388	1-7/32	21/32	13/32
E10	BLPTE3810	1-7/32	21/32	31/64
E12	BLPTE3812	1-7/32	21/32	9/16
E14	BLPTE3814	1-7/32	21/32	5/8
E16	BLPTE3816	1-7/32	25/32	25/32
E18	BLPTE3818	1-7/32	13/16	13/16
E20	BLPTE3820	1-7/32	29/32	29/32



BLPTE386



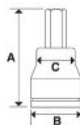
BLPTE3818



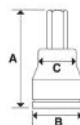
TORX® BIT SOCKETS (Blue-Point®)



BLPT3845



BLPTL3840



TORX®/Standard (Blue-Point®)

#	Stock No.	A	B	C
T40	BLPT3840	1-31/32	3/4	19/32
T45	BLPT3845	1-31/32	3/4	19/32
T50	BLPT3850	1-31/32	3/4	19/32

TORX®/Long (Blue-Point®)

#	Stock No.	A	B	C
T40	BLPTL3840	4-15/64	3/4	19/32
T45	BLPTL3845	4-15/64	3/4	19/32
T50	BLPTL3850	4-15/64	3/4	19/32

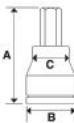


- Do not use chrome or industrial finish hand tools with power drivers or impact drivers.
- Do not immerse sealed ratchet in fluids.
- Do not replace worn parts individually; use entire contents of the service kit.
- Frequently inspect, clean, and lubricate all non-sealed ratchet mechanisms with light oil.
- Read Safety Precautions on pages W1-W4

TORX® BIT SOCKETS (Blue-Point®)



BLPT3845TP

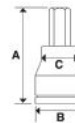


TORX®/Tamper-Resistant, Chrome (Blue-Point®) (3/8")

#	Stock No.	A	B	C
T10	BLPT3810TP	1-55/64	3/4	35/64
T15	BLPT3815TP	1-55/64	3/4	35/64
T20	BLPT3820TP	1-55/64	3/4	35/64
T25	BLPT3825TP	1-55/64	3/4	35/64
T27	BLPT3827TP	1-55/64	3/4	35/64
T30	BLPT3830TP	1-55/64	3/4	35/64
T40	BLPT3840TP	1-31/32	3/4	19/32
T45	BLPT3845TP	1-31/32	3/4	19/32
T50	BLPT3850TP	1-31/32	3/4	19/32
T55	BLPT3855TP	1-31/32	3/4	5/8



BLPTL3845TP



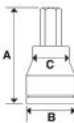
TORX®/Tamper-Resistant, Long, Chrome (Blue-Point®) (3/8")

#	Stock No.	A	B	C
T40	BLPTL3840TP	4-15/64	3/4	19/32
T45	BLPTL3845TP	4-15/64	3/4	19/32
T50	BLPTL3850TP	4-15/64	3/4	19/32

METRIC HEX BIT SOCKETS (Blue-Point®)



BLPH3810

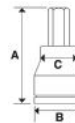


Hex/Standard, mm, Chrome (Blue-Point®) (3/8")

mm	6	A	B	C
6	BLPH386	50	19	15
7	BLPH387	50	19	15
8	BLPH388	50	19	15
9	BLPH389	50	19	16
10	BLPH3810	50	19	16



BLPHL389

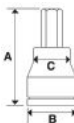


Hex/Long, mm, Chrome (Blue-Point®)

mm	6	A	B	C
7	BLPHL387	110	19	15
8	BLPHL388	110	19	15
9	BLPHL389	110	19	16
10	BLPHL3810	110	19	16



BLPH3814

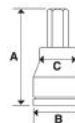


Hex/Standard, Inches, Chrome (Blue-Point®) (3/8")

	6	A	B	C
7/32	BLPH38732	1-31/32	3/4	19/32
1/4	BLPH3814	1-31/32	3/4	19/32
5/16	BLPH38516	1-31/32	3/4	19/32
3/8	BLPH3838	1-31/32	3/4	5/8



BLPHL38516



Hex/Long, Inches, Chrome (Blue-Point®)

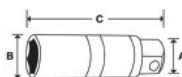
	6	A	B	C
7/32	BLPHL38732	4-15/64	3/4	19/32
1/4	BLPHL3814	4-15/64	3/4	19/32
5/16	BLPHL38516	4-15/64	3/4	19/32
3/8	BLPHL3838	4-15/64	3/4	5/8



BLSPSP3858



BLSPSP381316



Spark Plug, Inches, Chrome (Blue-Point®)

	Length, inches	Size, inches
BLSPSP3858	2-9/16	5/8
BLSPSP381316	2-1/4	13/16

TRIPLE SQUARE SOCKET BIT SOCKETS (Blue-Point®)

● Triple Square/Stubby, XZN, mm, Chrome (Blue-Point®) (3/8")

BLPXZNM389

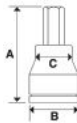
mm	Stock No.	
4	BLPXZNM384	•
5	BLPXZNM385	•
6	BLPXZNM386	•
8	BLPXZNM388	•
10	BLPXZNM3810	•
12	BLPXZNM3812	•
14	BLPXZNM3814	•
16	BLPXZNM3816	•
18	BLPXZNM3818	•



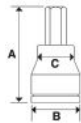
BLPXZNM389



BLPP383



BLPPD383



✦ PHILLIPS®/Standard, Chrome (Blue-Point®) (3/8")

	Stock No.	Square Drive, inches	A	B	C
#3	BLPP383	3/8	1-55/64	3/4	19/32
#4	BLPP384	3/8	1-55/64	3/4	35/64

✦ Pozidriv®/Standard, Inches, Chrome (Blue-Point®) (3/8")

Size	Stock No.	Square Drive, inches	A	B	C
#3	BLPPD383	3/8	1-55/64	3/4	35/64
#4	BLPPD384	3/8	1-55/64	3/4	19/32

COMBINATION BIT SOCKETS (Blue-Point®)

BLPTSSC43 43 pc Combination Drive TORX® Socket and TORX® Bit Socket Set (Blue-Point®)

TORX® Tamper-Resistant Long Bit Sockets	Stock No.	Size	Square Drive, inches
	BLPT146TP	T6	1/4
	BLPT147TP	T7	1/4
	BLPT148TP	T8	1/4
	BLPT149TP	T9	1/4
	BLPT1410TP	T10	1/4
	BLPT1415TP	T15	1/4
	BLPT1420TP	T20	1/4
	BLPT1425TP	T25	1/4
	BLPT1427TP	T27	1/4
	BLPT1430TP	T30	1/4
	BLPT3840TP	T40	3/8
	BLPT3845TP	T45	3/8
	BLPT3850TP	T50	3/8
	BLPT1255TP	T55	1/2
	BLPT1260TP	T60	1/2
	BLPTSSC43PB	Storage Case	
External TORX® Sockets	BLPTE144	E4	1/4
	BLPTE145	E5	1/4
	BLPTE146	E6	1/4
	BLPTE147	E7	1/4
	BLPTE148	E8	1/4
	BLPTE3810	E10	3/8
	BLPTE3812	E12	3/8
	BLPTE3814	E14	3/8
	BLPTE3816	E16	3/8
	BLPTE1218	E18	1/2
	BLPTE1220	E20	1/2
	BLPTE1222	E22	1/2
	BLPTE1224	E24	1/2

TORX® Tamper-Resistant Bit Sockets	Stock No.	Size	Square Drive, inches
	BLPTL146TP	T6	1/4
	BLPTL147TP	T7	1/4
	BLPTL148TP	T8	1/4
	BLPTL149TP	T9	1/4
	BLPTL1410TP	T10	1/4
	BLPTL1415TP	T15	1/4
	BLPTL1420TP	T20	1/4
	BLPTL1425TP	T25	1/4
	BLPTL1427TP	T27	1/4
	BLPTL1430TP	T30	1/4
	BLPTL3840TP	T40	3/8
	BLPTL3845TP	T45	3/8
	BLPTL3850TP	T50	3/8
	BLPTL1255TP	T55	1/2
	BLPTL1260TP	T60	1/2



BLPTSSC43



• Do not use chrome or industrial finish hand tools with power drivers or impact drivers.
• Read Safety Precautions on pages W1-W4

COMBINATION BIT SOCKETS (Blue Point®)



BLPHSSC30

**BLPHSSC30 30 pc
Combination Drive Hex Bit
Socket Set (Blue-Point®)**

BLPHSSC30 Set (30 pc)

Hex, inches	Stock No.	Size	Square Drive, inches
	BLPH1418	1/8	1/4
	BLPH14964	9/64	1/4
	BLPH14532	5/32	1/4
	BLPH14316	3/16	1/4
	BLPH14732	7/32	1/4
	BLPH1414	1/4	1/4
	BLPH38732	7/32	3/8
	BLPH3814	1/4	3/8
	BLPH38516	5/16	3/8
	BLPH3838	3/8	3/8
	BLPH12716	7/16	1/2
	BLPH1212	1/2	1/2
	BLPH12916	9/16	1/2
	BLPH1258	5/8	1/2
	BLPH1234	3/4	1/2

Hex, mm	Stock No.	Size	Square Drive, inches
	BLPH1425	2.5	1/4
	BLPH386	6	3/8
	BLPH387	7	3/8
	BLPH388	8	3/8
	BLPH389	9	3/8
	BLPH3810	10	3/8
	BLPH123	3	1/4
	BLPH124	4	1/4
	BLPH125	5	1/4
	BLPH126	6	1/4
	BLPH1210	10	1/2
	BLPHM1212	12	1/2
	BLPH1214	14	1/2
	BLPH1217	17	1/2
	BLPH1219	19	1/2

BLPTHC87 Set (87 pc)



BLPTHC87

**BLPTHC87 87 pc TORX®
and Hex Bit Socket Set
(Blue-Point®)**

External TORX® Sockets	Stock No.	Size	Square Drive, inches
	BLPTE144	E4	1/4
	BLPTE145	E5	1/4
	BLPTE146	E6	1/4
	BLPTE147	E7	1/4
	BLPTE148	E8	1/4
	BLPTE3810	E10	3/8
	BLPTE3812	E12	3/8
	BLPTE3814	E14	3/8
	BLPTE3816	E16	3/8
	BLPTE3818	E18	3/8
	BLPTE1220	E20	1/2
	BLPTE1222	E22	1/2
	BLPTE1224	E24	1/2
TORX® Bit Sockets	BLPT146	T6	1/4
	BLPT147	T7	1/4
	BLPT148	T8	1/4
	BLPT149	T9	1/4
	BLPT1410	T10	1/4
	BLPT1415	T15	1/4
	BLPT1420	T20	1/4
	BLPT1425	T25	1/4
	BLPT1427	T27	1/4
	BLPT1430	T30	1/4
	BLPT3840	T40	3/8
	BLPT3845	T45	3/8
	BLPT3850	T50	3/8
	BLPT1255	T55	1/2
	BLPT1260	T60	1/2
Long TORX® Bit Sockets	BLPTL146	T6	1/4
	BLPTL147	T7	1/4
	BLPTL148	T8	1/4
	BLPTL149	T9	1/4
	BLPTL1410	T10	1/4
	BLPTL1415	T15	1/4
	BLPTL1420	T20	1/4
	BLPTL1425	T25	1/4
	BLPTL1427	T27	1/4
	BLPTL1430	T30	1/4
	BLPTL3840	T40	3/8
	BLPTL3845	T45	3/8
	BLPTL3850	T50	3/8
	BLPTL1255	T55	1/2
	BLPTL1260	T60	1/2

Metric Hex Bit Sockets	Stock No.	Size	Square Drive, inches
	BLPH1425	2.5	1/4
	BLPH123	3	1/4
	BLPH124	4	1/4
	BLPH125	5	1/4
	BLPH126	6	1/4
	BLPH386	6	3/8
	BLPH387	7	3/8
	BLPH388	8	3/8
	BLPH389	9	3/8
	BLPH3810	10	3/8
	BLPH1210	10	1/2
	BLPHM1212	12	1/2
	BLPH1214	14	1/2
	BLPH1217	17	1/2
	BLPH1219	19	1/2
Long Metric Hex Bit Sockets	BLPHL144	4	1/4
	BLPHL145	5	1/4
	BLPHL146	6	1/4
	BLPHL387	7	3/8
	BLPHL388	8	3/8
	BLPHL389	9	3/8
	BLPHL3810	10	3/8
Fractional Hex Bit Sockets	BLPH1418	1/8	1/4
	BLPH14964	9/64	1/4
	BLPH14532	5/32	1/4
	BLPH14316	3/16	1/4
	BLPH1414	1/4	1/4
	BLPH14732	7/32	1/4
	BLPH38732	7/32	3/8
	BLPH3814	1/4	3/8
	BLPH38516	5/16	3/8
	BLPH3838	3/8	3/8
	BLPH12716	7/16	1/2
	BLPH1212	1/2	1/2
	BLPH12916	9/16	1/2
	BLPH1258	5/8	1/2
	BLPH1234	3/4	1/2
Long Fractional Hex Bit Sockets	BLPHL1418	1/8	1/4
	BLPHL14532	5/32	1/4
	BLPHL14316	3/16	1/4
	BLPHL38732	7/32	3/8
	BLPHL3814	1/4	3/8
	BLPHL38516	5/16	3/8
	BLPHL3838	3/8	3/8

Pass-Thru® Socket Set (Blue-Point®)

Stock No.	External Hex, inches	Length, inches	Size
BLPPTSM8	3/4	1-7/16	8 mm
BLPPTSM9	3/4	1-7/16	9 mm
BLPPTSM10	3/4	1-7/16	10 mm
BLPPTSM11	3/4	1-7/16	11 mm
BLPPTSM116	3/4	1-7/16	11/16"
BLPPTSM12	3/4	1-7/16	12 mm
BLPPTSM12	3/4	1-7/16	1/2"
BLPPTSM13	3/4	1-7/16	13 mm
BLPPTSM14	3/4	1-7/16	14 mm
BLPPTSM15	3/4	1-7/16	15 mm
BLPPTSM16	3/4 </td <td>1-7/16</td> <td>16 mm</td>	1-7/16	16 mm
BLPPTSM17	3/4	1-7/16	17 mm
BLPPTSM18	3/4	1-7/16	18 mm
BLPPTSM19	3/4	1-7/16	19 mm
BLPPTS34	3/4	1-7/16	3/4"
BLPPTS38	3/4	1-7/16	—
BLPPTS58	3/4	1-7/16	5/8"
BLPPTS716	3/4	1-7/16	7/16"
BLPPTS916	3/4	1-7/16	9/16"



BLPPTXT3 BLPPTA3438 BLPPTSM10



BPRFPT10



BLPPTSS3822

BLPPTSS3822 22 pc 3/8" Drive Pass-Thru® Socket Set (Blue-Point®)

- Includes BLPPTS38–BLPPTS34 (3/8–3/4") SAE Sockets, BLPPTSM8–BLPPTSM19 (8–19 mm) Metric Sockets, BLPPTA3438 Square Drive Adaptor, BLPPTXT3 Extension and BPRFPT10 Ratchet (22 pc) in a storage case

BPRFPT10 3/8" Drive 10" Pass-Thru Flex Ratchet (Blue-Point®)

- Flex-head has seven locking positions

BLPPTXT3 3/8" Drive 3" Pass-Thru Socket Extension (Blue-Point®)

BLPPTA3438 3/8" Drive Square Drive Adaptor (Blue-Point®)

- 1-1/4" long

General Service Sets

- Great for use at home or on the road
- Sets offer full range of deep and shallow sockets for the most common fastener applications
- Ratchet and Handle Driver both available for a variety of jobs
- Compact case fits in shallow Snap-on® toolbox drawers

BLPGSSC100B 100 pc 3/8" Drive SAE/Metric General Service Set (Blue-Point®)

- Set covers most popular sizes of wrenches and sockets
- Tools have been newly designed and meet Snap-on® tool standards of quality
- High-quality chrome plating looks great and provides a durable, easy-to-clean finish
- Removable foam divider doubles as a kneeling pad
- Durable blow-molded case
- Includes (23) SAE and Metric 1/4" Drive Standard Depth Sockets, (32) SAE and Metric 3/8" Drive Sockets, (11) External TORX® Sockets, (19) SAE and Metric Combination Wrenches, (7) 1/4" drive and (8) 3/8" drive accessories in a storage case



BLPGSSC100B

General Service Sets

BLPGSS3837 37 pc 3/8" Drive SAE/Metric General Service Socket Set (Blue-Point®)

- Includes (8) SAE (5/16–3/4") and (14) Metric (6–19 mm) Standard 6-point Sockets, (4) SAE (5/16–3/8", 7/16–1/2", 9/16–5/8" and 11/16–3/4") and (5) Metric (10–11 mm, 12–13 mm, 14–15 mm, 16–17 mm and 18–19 mm) Double Open End Wrenches, (2) Extensions (3 and 6"), Ratchet, Universal Joint and (2) Adaptors (1/4" Female x 3/8" Male and 3/8" Female x 1/4" Male)
- Includes storage case



BLPGSS3837



- Do not use chrome or industrial finish hand tools with power drivers or impact drivers.
- Read Safety Precautions on pages W1–W4

GENERAL SERVICE SETS (Blue Point®)



BLPGSS3849

BLPGSS3849 49 pc 3/8" Drive SAE/Metric General Service Socket Set (Blue-Point®)

- Includes (8) SAE (5/16–3/4"), (14) Metric Standard 6-point Sockets (6–19 mm), (8) SAE (5/16–3/4"), (13) Metric Deep 12-point Sockets (7–19 mm), (2) Extensions (3 and 6"), Universal Joint, (1) 3/8–1/4" Adaptor, (1) 1/4–3/8" Adaptor and (1) Ratchet in a storage case



BLPGSSCT70B

BLPGSSCT70B 70 pc 3/8" Drive SAE/Metric General Service Set (Blue-Point®)

- Set covers most popular sizes of wrenches and sockets
- Wrenches have longer handles, providing additional leverage
- Set includes pliers that now feature a slim-line comfort grip
- Tools have been newly designed and meet Snap-on® tool standards of quality
- High-quality chrome plating looks great and provides a durable, easy-to-clean finish
- Includes (27) SAE and Metric 3/8" Standard-Depth Sockets, (19) SAE and Metric chrome plated Wrenches, Ratchet, Spinner Handle and (3) Extensions, (13) assorted Square, Hex, Slotted and PHILLIPS® Bits, (3) pair of pliers: 6" Diagonal Cutting, 8" Long Nose and 10" Groove Joint Pliers, (2) Spark Plug Sockets
- Includes a durable blow-molded case



BLPGSS3885

BLPGSS3885 85 pc 3/8" Drive SAE/Metric General Service Socket Set (Blue-Point®)

- Includes (13) SAE Sockets (1/4–1") and (14) Metric Sockets (6–19 mm), (13) SAE (1/4–1") and (14) Metric (6–19 mm) Deep Sockets, (11) Sockets (E4–E20), (1) PHILLIPS® Socket Driver (#3), (2) Pozidriv® Socket Drivers (#3 and #4), (8) Tamper-Resistant TORX® Socket Drivers (T10–T45), (2) Spark Plug Sockets (5/8 and 13/16"), (6) ratchet/socket accessories and (1) Ratchet in a storage case (BLPGSS3885PB)



BLPGSSC155

BLPGSSC155 155 pc Combination Drive SAE/Metric General Service Set (Blue-Point®)

- Removable foam divider that doubles as a kneeling pad
- Double-injected slip-resistant Santoprene® handles
- Steel reinforced hinges on durable storage case
- Tools are made of high-grade steel alloy, feature a lifetime warranty and exceed ANSI® standards
- 1/4" drive components include: (10) SAE (3/16–9/16") and (13) Metric (4–14 mm) Standard Sockets, (10) SAE (3/16–9/16") and (11) Metric (4–14 mm) Deep Sockets, (20) assorted 1/4" hex bits with bit holder, (5) ratchet/socket accessories and (1) quick release ratchet
- 3/8" drive components include: (13) SAE (1/4–1") and (19) Metric (6–24 mm) Standard Sockets, (11) SAE (3/8–1") and (15) Metric (10–24 mm) Deep Sockets, (11) External TORX® Sockets (E4–E20), (2) Spark Plug Sockets (5/8, 13/16") (3) Metric Hex Socket Drivers (7, 8 and 10 mm), (4) Tamper-Resistant TORX® Socket Drivers (T40, T45, T50, T55), (5) ratchet/socket accessories, (1) quick-release ratchet and (1) spinner handle

RATCHETS

1/2" DRIVE TOOLS

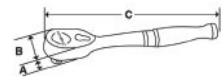


Dual 80® Technology, Chrome (1/2")

Stop, Turn and Listen. A smoother, stronger ratchet. Try them to believe them.

Dual 80® Technology Ratchets Feature:

- 80-tooth gear
- Seven teeth in contact with gear to provide strength and durability
- Up to 25% less ratcheting arc to engage the next gear tooth
- Sealed head keeps dirt and other contaminants out of the head mechanism



Set Contains:
303RTO2FR[†]
303RTO2FR[†]

Stock No.	Description	Gear Teeth	Swing Arc,	A	B	C		
S80A	Standard Handle Ratchet	80	4.5	3/4	1-5/8	10-5/16	•	
GS80A	Standard Handle Industrial Ratchet	80	4.5	3/4	1-5/8	10-5/16		
SH80A††	Red Soft-Grip Ratchet	80	4.5	3/4	1-5/8	12		
SL80A	Long Handle	80	4.5	3/4	1-5/8	15	•	
GSL80A†	Standard Long Handle Industrial Ratchet	80	4.5	3/4	1-5/8	15		
SHL80A††	Red Soft-Grip Long-Handle Ratchet	80	4.5	3/4	1-5/8	16-3/4		
SLL80A	Extra-Long Handle	80	4.5	3/4	1-5/8	23-3/16	•	
SHLL80A	Red Soft-Grip Extra-Long-Handle Ratchet	80	4.5	3/4	1-5/8	24-7/8		
SKF80A*†	Stubby Handle Flex-Head Ratchet	80	4.5	3/4	1-5/8	7-1/2		•
SF80A	Standard Handle Flex-Head	80	4.5	3/4	1-5/8	17-11/18		•
SHF80A††	Soft-Grip Standard Flex-Head Ratchet	80	4.5	3/4	1-5/8	17-5/8		
SLF80A	Long Handle, Flex-Head	80	4.5	3/4	1-5/8	24-13/16		•
SHLF80A††	Soft-Grip Long Handle Flex-Head	80	4.5	3/4	1-5/8	25-5/8		
SBF80A	Bent Handle Flex-Head	80	4.5	3/4	1-5/8	16-1/2		
SX80B	Standard Handle Locking Flex-Head Ratchet	80	4.5	3/4	1-5/8	17-5/8		
SHX80B**††	Red Soft-Grip Locking Flex-Head Ratchet	80	4.5	3/4	1-5/8	18-1/2		
SLX80A	Long Handle, Locking Flex-Head	80	4.5	3/4	1-5/8	24-13/16		
SHLX80A**††	Red Soft-Grip Locking Flex-Head Ratchet	80	4.5	3/4	1-5/8	25-3/4		

[†]Sets shown include foam organizer

*Uses RKRSX936JT Flex Joint Repair Kit

**Uses RKRSX80AJT Flex Joint Repair Kit and RKRSX80ALM Locking Mechanism Repair Kit

[†]ASME®/ANSI® B107.10 with exception of the length
ASME®/ANSI® B107.10

Colors Available



†† 0 G
ADD SUFFIX TO STOCK NUMBER FOR SPECIAL COLORS.



- Do not immerse sealed ratchet in fluids.
- Do not replace worn parts individually; use entire contents of the service kit.
- Read Safety Precautions on pages W1-W4

RATCHETS



Quick-Release Ratchet (1/2")

Stock No.	Description (Chart)	Gear Teeth	Swing Arc	A	B	C
SR80A	Standard Handle, Quick-Release	80	4.5	3/4	1-5/8	10-5/16
SHR80A	Soft-Grip Quick-Release	80	4.5	3/4	1-5/8	12
SRL80A*	Long Handle, Quick-Release	80	4.5	3/4	1-5/8	15
SHRLF80A†	Soft Grip Long Handle Quick-Release Flex Head	80	4.5	3/4	1-5/8	25-5/8
SHRX80B**	Standard Soft Grip Handle, Quick-Release Locking Flex-Head	80	4.5	3/4	1-5/8	18-1/2
SRX80B**	Standard Handle, Quick-Release Locking Flex-Head	80	4.5	3/4	1-5/8	17-5/8

ASME®/ANSI® B107.10

*Uses RKRSX936JT Flex Joint Repair Kit

**Uses RKRSX80AJT Flex Joint Repair Kit and RKRSX80ALM Locking Mechanism Repair Kit

SH936-12 Soft Grip Replacement Handle

Colors Available



Red Orange Green

† ADD SUFFIX TO STOCK NUMBER FOR SPECIAL COLORS.

FOD Ratchets (Foreign Object Damage) (1/2")

- Dual pawls and an 80 tooth gear provide more power in less lateral space
- Seven teeth in contact with gear to provide strength and durability
- Up to 25% less ratcheting arc to engage the next gear tooth
- Sealed head helps keep dirt and other contaminants out of the head mechanism
- Meets FOD and FME program conformance
- Designed to have the lowest profile and work with the shortest swing arc, providing better access to restricted areas
- FOD ratchets are designed to help prevent foreign object damage in sensitive work environments
- Cover plate and reverse lever are permanently affixed to ratchet head with rivets to prevent possible sources of debris



Stock No.	Description	Gear Teeth	Swing Arc	A	B	C
S80AFOD	Foreign Object Damage Standard Handle	80	4.5	3/4	1-5/8	10-5/16
GS80AFOD	Foreign Object Damage Industrial Handle	80	4.5	3/4	1-5/8	10-5/16
GSL80AFOD	Foreign Object Damage Industrial Long Handle	80	4.5	3/4	1-5/8	15

ASME®/ANSI® B107.10



Scaffold/Spud Ratchets (1/2")

Stock No.	Description	Gear Teeth	Swing Arc	A	B	C
GSP936	Spud Ratchet	36	10	3/4	1-5/8	15-5/8
SA936A	Scaffold Ratchet	36	10	4-3/16	1-5/8	10-5/16

ASME®/ANSI® B107.10

GSP936 1/2" Drive Spud Ratchet

- The "spud" ratchet is ideal for lining up holes in scaffolding and other construction jobs
- A long reverse lever provides easy reversing while wearing heavy work gloves
- Locking button retention
- Taper diameter is 3/16–7/8"
- Taper length is 8"

RATCHETS

1/2" DRIVE TOOLS

Ratchet Adaptor, Chrome (1/2")

Stock No.	Description	Gear Teeth	Swing Arc	A	B	C
S77A	Ratchet Adaptor	20	18	1-5/8	3	3

ASME®/ANSI® B107.10



S77A



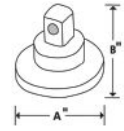
Ratchet Spinner (1/2")

Stock No.	Description	A	B
LRS70A	1/2" Drive Ratchet Spinner	1-3/4	1-5/8

ASME®/ANSI® B107.10



LRS70A

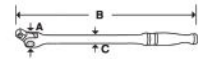


BREAKER BARS



Breaker Bars (1/2")

Stock No.	Description	A	B	C
SN15B	1/2" Drive 15" Standard Handle Breaker Bar	1-1/8	15	11/16
SN18B	1/2" Drive 18" Standard Handle Breaker Bar	1-1/8	18	11/16
GSN18B	1/2" Drive 18" Standard Handle Industrial Finish Breaker Bar	1-1/8	18	11/16
SN24C	1/2" Drive 24" Standard Handle Breaker Bar	1-1/8	24	11/16
SHBB24*	1/2" Drive 24" Soft Grip Handle Breaker Bar	1-1/8	24	11/16
SN25A	1/2" Drive 24" 45° Offset Square Breaker Bar	1-1/8	24	11/16
SN36	1/2" Drive 36" Standard Handle Breaker Bar	1-1/4	36	3/4
SHN36*	1/2" Drive 36" Soft Grip Handle Breaker Bar	1-1/4	36-5/8	3/4



Colors Available




* ADD SUFFIX TO STOCK NUMBER FOR SPECIAL COLORS.

ASME®/ANSI® B107.10

SH936-12 Soft Grip Replacement Handle

SHD80A12 Hard Grip Replacement Handle (add color code suffix)

DRIVE HANDLES



Speeders, Chrome

Stock No.	A	B	C	D
S4	1/2	7	4-3/8	18-7/8
SN4B	5/8	6-3/8	3	17-1/4
SL4	1/2	7-3/8	4-7/16	19-1/8
N8323	1/2	18-1/16	8-1/2	32-7/8

ASME®/ANSI® B107.10

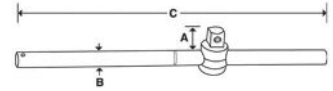
SL4 1/2" Drive 19-1/8" Locking Speeder Drive Handle

- Sliding collar and locking pin for better socket retention

- Do not disassemble FOD ratchet in workplace.
- Do not use "cheater bars" on handles.
- Pull, do not push on handle.
- Frequently inspect, clean, and lubricate all nonsealed ratchet mechanisms with light oil.
- Do not replace worn parts individually; use entire contents of the service kit.
- Read Safety Precautions on pages W1-W4



DRIVE HANDLES



Sliding T-Handle, Chrome

Stock No.	A	B	C
S12L	1-11/16	5/8	12

ASME®/ANSI® B107.10

EXTENSIONS



Knurled Extensions

Stock No.	Industrial Stock No.	A	B	
SX2*	—	5/8	2-1/8	•
SXK3	GSXK3	5/8	3-1/2	•
SXK5	GSXK5	5/8	5	•
SXK8	—	5/8	8	•
SXK10	—	5/8	10	•
SXK11	GSXK11	5/8	11	•
SX15	—	5/8	15	
SX20	—	5/8	20	
SX24	—	5/8	24	
SX36	—	5/8	36	

Set includes storage tray.
ASME®/ANSI® B107.10M

Not knurled

Extensions/Wobble

- Provides 16° of additional accessibility
- Knurled shanks for easy fingertip turning

Stock No.	Industrial Stock No.	A	B	
SXW2*	GSXW2	5/8	2	•
SXWK3	—	5/8	3-1/2	•
SXWK5	—	5/8	5	•
SXWK8	—	5/8	8	•
SXWK11	GSXWK11	5/8	11	•

Set includes storage tray.
ASME®/ANSI® B107.10M

Not knurled



Foam Combination Sets (1/2")

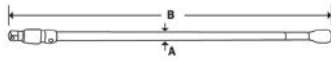

309ASXFR 9 pc 1/2" Drive Knurled Extension Accessory Foam Set

- Includes (6) extensions (2, 3-1/2, 5, 8, 11, and 24"), (1) 1/2" internal drive x 3/8" external drive adaptor, (1) 1/2" internal drive x 3/4" external drive adaptor and (1) 1/2" Drive Friction Ball Universal Joint in a foam organizer

Colors Available




ADD SUFFIX TO STOCK NUMBER FOR SPECIAL COLORS.



Quick-Release Locking Extensions

Stock No.	A	B
SXKL3	21/32	3
SXKL5	21/32	5
SXKL10	21/32	10

ASME®/ANSI® B107.10M



Extensions/Wobble Plus, Chrome

- Provides 16° of additional accessibility
- Usable in wobble and rigid functionality
- Knurled shanks for easy fingertip turning

Stock No.	A	B	Set Contains:
SXWP2*	5/8	2	•
SXWP3	5/8	3	•
SXWP5	5/8	5	•
SXWP8	5/8	8	•
SXWP11	5/8	11	•

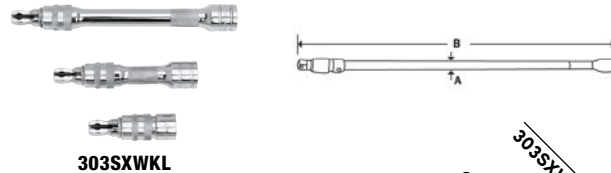
Set includes storage tray
ASME®/ANSI® B107.10

305SXWP

303SXWKL

Extensions/Locking Wobble, Chrome

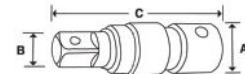
- Provides 16° of additional accessibility
- Quick-release locking sleeve provides secure connection and easy socket removal
- Knurled release collar for easy one-hand operation, even with slippery hands



Stock No.	A	B	Set Contains:
SXWKL3	21/32	3	•
SXWKL5	21/32	5	•
SXWKL8	21/32	8	•

Set includes storage tray

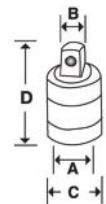
Locking Adaptor, Industrial



Stock No.	Description	A	B	C
GALX3	1/2" Drive 3" Locking Extension (Blue-Point®)	1/2	1/2	3-1/8

ASME®/ANSI® B107.10

SOCKET/RATCHET ACCESSORIES



Square Drive Adaptors

Stock No.	A	B	C	D
GSAF1F	1/2	3/8	31/32	1-13/16
A2A	3/8	1/2	47/64	1-5/16
GAF2A	3/8	1/2	—	1-5/16
GLA12B	1/2	3/4	1-1/8	1-7/8
GLAS1F	3/4	1/2	1-7/16	2-7/16

ASME®/ANSI® B107.10



- Do not use chrome or industrial finish hand tools with power drivers or impact drivers.
- Do not use power sockets or accessories with impact drivers.
- Do not use adaptors with impact drivers.
- Do not exceed torque stamped on adaptor.
- Read Safety Precautions on pages W1-W4

SOCKET/RATCHET ACCESSORIES



Extension Adaptors, Industrial

Stock No.	Retention Type	A	B	C
GAX5	Ball Type	1/2	3/8	5
GAX12	Ball Type	1/2	3/8	12
GAX24	Ball Type	1/2	3/8	23-1/4
GAX36	Ball Type	1/2	3/8	36

ASME®/ANSI® B107.10



Universal Joints

Stock No.	Industrial Stock No.	A	B
S8	GU8	15/16	2-11/16



103UFTS

103UFTS 3 pc Combination Drive Universal Joint Set

- Includes (1) 1/4" Drive Universal Joint, (1) 3/8" Drive Universal Joint and (1) 1/2" Drive Universal Joint in storage tray

FLANK DRIVE® XTRA SOCKETS



Deep, inches, chrome

Set Contains: 313YTSY

6-Point	A	B	C	D	E		
3/8	YTS121	19/32	29/32	2-9/16	3-1/4	9/32	•
7/16	YTS141	11/16	29/32	2-9/16	3-1/4	5/16	•
1/2	YTS161	25/32	29/32	2-9/16	3-1/4	3/8	•
9/16	YTS181	27/32	29/32	2-9/16	3-1/4	13/32	•
5/8	YTS201	29/32	29/32	2-9/16	3-1/4	15/32	•
11/16	YTS221	31/32	31/32	2-9/32	3-1/4	1/2	•
3/4	YTS241	1-1/16	1-1/16	2-9/32	3-1/4	19/32	•
13/16	YTS261	1-1/8	1-1/8	2-1/4	3-1/4	21/32	•
7/8	YTS281	1-3/16	1-3/16	2-1/4	3-1/4	23/32	•
15/16	YTS301	1-9/32	1-9/32	2-1/4	3-1/4	23/32	•
1	YTS321	1-11/32	1-11/32	2-7/32	3-1/4	3/4	•
1-1/16	YTS341	1-7/16	1-7/16	2-7/32	3-1/4	3/4	•
1-1/8	YTS361	1-1/2	1-1/2	2-7/32	3-1/4	25/32	•

Deep, mm, chrome

Set Contains: 313YTSMY

6-Point	A	B	C	D	E		
10	YTSM10	15.1	23.0	65.8	82.6	7.1	
11	YTSM11	17.5	23.0	65.8	82.6	7.1	
12	YTSM12	18.3	23.0	65.8	82.6	8.7	•
13	YTSM13	19.8	23.0	65.8	82.6	9.5	•
14	YTSM14	21.4	23.0	65.8	82.6	10.3	•
15	YTSM15	22.2	23.0	65.8	82.6	10.3	•
16	YTSM16	23.0	23.0	65.8	82.6	11.9	•
17	YTSM17	24.6	24.6	58.6	82.6	12.7	•
18	YTSM18	25.4	25.4	58.5	82.6	13.5	•
19	YTSM19	27.0	27.0	58.3	82.6	13.5	•
20	YTSM20	27.0	27.0	57.9	82.6	13.5	•
21	YTSM21	28.6	28.6	57.9	82.6	16.7	•
22	YTSM22	30.2	30.2	57.6	82.6	18.3	•
23	YTSM23	31.8	31.8	57.6	82.6	18.3	•
24	YTSM24	32.5	32.5	57.6	82.6	18.3	•



YTW121




313YTWY



Shallow, inches, chrome

Set Contains: **313YTWY**

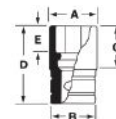
	6-Point	A	B	C	D	E	
3/8	YTW121	19/32	29/32	13/16	1-1/2	1/4	•
7/16	YTW141	11/16	29/32	13/16	1-1/2	9/32	•
1/2	YTW161	25/32	29/32	13/16	1-1/2	3/8	•
9/16	YTW181	27/32	29/32	13/16	1-1/2	13/32	•
5/8	YTW201	29/32	7/8	13/16	1-1/2	15/32	•
11/16	YTW221	31/32	15/16	13/16	1-1/2	15/32	•
3/4	YTW241	1-1/16	1-1/32	13/16	1-1/2	17/32	•
13/16	YTW261	1-1/8	1-3/32	13/16	1-1/2	17/32	•
7/8	YTW281	1-3/16	1-5/32	13/16	1-1/2	23/32	•
15/16	YTW301	1-9/32	1-1/4	13/16	1-17/32	23/32	•
1	YTW321	1-11/32	1-5/16	27/32	1-19/32	3/4	•
1-1/16	YTW341	1-7/16	1-13/32	31/32	1-23/32	3/4	•
1-1/8	YTW361	1-1/2	1-15/32	1-1/32	1-3/4	25/32	•



YTWM10




313YTWMY



Shallow, mm, chrome

Set Contains: **313YTWMY**

	6-Point	A	B	C	D	E	
10	YTWM10	15.1	23	21.3	38.1	6.4	
11	YTWM11	17.5	23	21.3	38.1	7.1	
12	YTWM12	18.3	23	21.3	38.1	8.7	•
13	YTWM13	19.8	23	21.3	38.1	9.5	•
14	YTWM14	21.4	23	21.3	38.1	10.3	•
15	YTWM15	22.2	23	21.3	38.1	9.5	•
16	YTWM16	23	22.2	21.3	38.1	11.9	•
17	YTWM17	24.6	23.8	13.5	38.1	12.7	•
18	YTWM18	25.4	24.6	21.4	38.1	13.5	•
19	YTWM19	27	26.2	21.2	38.1	13.5	•
20	YTWM20	27	26.2	21.1	38.1	13.5	•
21	YTWM21	28.6	27.8	21	38.1	13.5	•
22	YTWM22	30.2	29.4	20.8	38.1	13.5	•
23	YTWM23	31.8	31	20.7	38.1	14.3	•
24	YTWM24	32.5	31.8	21.3	38.9	15.1	•



- Do not use chrome or industrial finish hand tools with power drivers or impact drivers.
- Read Safety Precautions on pages W1-W4

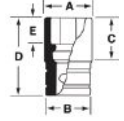
FLANK DRIVE® SOCKETS



SW241



313SWYA



Shallow, inches

Set Contains:

313TWYA

314GTWYA

313SWYA

	6	12	6	12	A	B	C	D	E	6	6	12
3/8	TW121A	SW121A	GTW121A	GSW121A	19/32	29/32	13/16	1-1/2	1/4	•	•	•
7/16	TW141A	SW141A	GTW141A	GSW141A	11/16	29/32	13/16	1-1/2	9/32	•	•	•
1/2	TW161A	SW161A	GTW161A	GSW161A	25/32	29/32	13/16	1-1/2	3/8	•	•	•
9/16	TW181A	SW181A	GTW181A	GSW181A	27/32	29/32	13/16	1-1/2	13/32	•	•	•
5/8	TW201	SW201	GTW201	GSW201	29/32	7/8	13/16	1-1/2	15/32	•	•	•
11/16	TW221	SW221	GTW221	GSW221	31/32	15/16	13/16	1-1/2	15/32	•	•	•
3/4	TW241	SW241	GTW241	GSW241	1-1/16	1-1/32	13/16	1-1/2	17/32	•	•	•
13/16	TW261	SW261	GTW261	GSW261	1-1/8	1-3/32	13/16	1-1/2	17/32	•	•	•
7/8	TW281	SW281	GTW281	GSW281	1-3/16	1-5/32	13/16	1-1/2	23/32	•	•	•
15/16	TW301	SW301	GTW301	GSW301	1-9/32	1-1/4	13/16	1-1/2	23/32	•	•	•
1	TW321	SW321	GTW321	GSW321	1-11/32	1-5/16	27/32	1-9/16	3/4	•	•	•
1-1/16	TW341	SW341	GTW341	GSW341	1-7/16	1-13/32	31/32	1-11/16	3/4	•	•	•
1-1/8	TW361	SW361	GTW361	GSW361	1-1/2	1-15/32	1-1/32	1-3/4	25/32	•	•	•
1-3/16	TW381	SW381	—	GSW381	1-5/8	1-19/32	1	1-3/4	3/4			
1-1/4	TW401	SW401	GTW401	GSW401	1-11/16	1-21/32	1-1/8	1-7/8	3/4	•		
1-5/16	TW421	SW421	—	—	1-3/4	1-23/32	1-1/8	1-7/8	1			
1-3/8	TW441	SW441	—	—	1-13/16	1-25/32	1-9/32	2-1/32	1			
1-7/16	TW461	SW461	—	—	—	—	1-5/8	2-1/4	—			
1-1/2	TW481	SW481	—	—	—	—	1-5/8	2-1/4	—			

Sets include storage tray.

ASME®/ANSI® B107.1



SWM101A



310TWMYA

Shallow, mm, Chrome

Set Contains:

306TWM

310TWMYA

313TWMYA

323TWM*

310SWMYA

313SWMYA

323SWM*

mm	6	12	A	B	C	D	E	6	6	6	6	12	12	12
10	TWM10A	SWM101A	15.0	23.2	22.2	38.1	7.9	•		•	•	•	•	•
11	TWM11A	SWM111A	16.6	23.2	22.2	38.1	8.7	•		•	•	•	•	•
12	TWM12A	SWM121A	18.2	23.2	22.2	38.1	9.5	•	•	•	•	•	•	•
13	TWM13A	SWM131A	19.0	23.2	22.2	38.1	10.3	•	•	•	•	•	•	•
14	TWM14A	SWM141A	20.6	23.2	22.2	38.1	10.3	•	•	•	•	•	•	•
15	TWM15A	SWM151A	22.2	22.2	22.2	38.1	10.3	•	•	•	•	•	•	•
16	TWM16	SWM161	23.8	22.2	22.2	38.1	11.9	•	•	•	•	•	•	•
17	TWM17	SWM171	24.6	23.2	22.2	38.1	12.7	•	•	•	•	•	•	•
18	TWM18	SWM181	25.4	23.8	21.4	38.1	14.2	•	•	•	•	•	•	•
19	TWM19	SWM191	26.3	24.8	21.3	38.1	13.9	•	•	•	•	•	•	•
20	TWM20	SWM201	26.7	26.1	21.2	38.1	14.0	•		•	•	•	•	•
21	TWM21	SWM211	28.3	27.5	21.1	38.1	14.0	•		•	•	•	•	•
22	TWM22	SWM221	29.9	28.6	20.9	38.1	14.2	•		•	•	•	•	•
23	TWM23	SWM231	31.2	29.9	20.8	38.1	14.5	•		•	•	•	•	•
24	TWM24	SWM241	32.5	30.9	22.2	38.8	15.8	•		•	•	•	•	•
25	TWM25	SWM251	33.3	31.7	22.2	38.8	15.8	•		•	•	•	•	•
26	TWM26	SWM261	34.9	33.3	23.8	41.2	15.8			•	•	•	•	•
27	TWM27	SWM271	36.5	34.9	25.4	42.8	17.4			•	•	•	•	•
28	TWM28	SWM281	38.1	36.5	26.9	44.4	17.4			•	•	•	•	•
29	TWM29	SWM291	39.3	38.0	26.1	44.5	17.8			•	•	•	•	•
30	TWM30	SWM301	41.0	39.6	26.1	44.5	18.5			•	•	•	•	•
31	TWM31	SWM311	42.5	41.2	29.1	47.6	19.1			•	•	•	•	•
32	TWM32	SWM321	42.5	41.2	28.9	47.6	19.8			•	•	•	•	•

Set includes storage tray.

ASME®/ANSI® B107.5



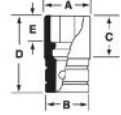
GTS201



S241



313SYA



Deep, inches

11	6	12	6	12	A	B	C	D	E	Set Contains:		
										313GTSYA	313T5YA	313SYA
3/8	TS121A	S121A	GTS121A	—	19/32	29/32	2-9/16	3-1/4	9/32	•	•	•
7/16	TS141A	S141A	GTS141A	—	11/16	29/32	2-9/16	3-1/4	5/16	•	•	•
1/2	TS161A	S161A	GTS161A	GS161A	25/32	29/32	2-9/16	3-1/4	3/8	•	•	•
9/16	TS181A	S181A	GTS181A	GS181A	27/32	29/32	2-9/16	3-1/4	13/32	•	•	•
5/8	TS201	S201	GTS201	GS201	29/32	7/8	2-9/16	3-1/4	15/32	•	•	•
11/16	TS221	S221	GTS221	GS221	31/32	15/16	2-9/32	3-1/4	1/2	•	•	•
3/4	TS241	S241	GTS241	GS241	1-1/16	1-1/32	2-9/32	3-1/4	19/32	•	•	•
25/32	—	S251	—	—	1-1/16	1-1/32	2-9/16	3-1/4	5/8			
13/16	TS261	S261	GTS261	GS261	1-1/8	1-3/32	2-1/4	3-1/4	21/32	•	•	•
7/8	TS281	S281	GTS281	GS281	1-3/16	1-5/32	2-1/4	3-1/4	23/32	•	•	•
15/16	TS301	S301	GTS301	GS301	1-9/32	1-1/4	2-1/4	3-1/4	23/32	•	•	•
1	TS321	S321	GTS321	GS321	1-11/32	1-5/16	2-7/32	3-1/4	3/4	•	•	•
1-1/16	TS341	S341	GTS341	GS341	1-7/16	1-13/32	2-7/32	3-1/4	3/4	•	•	•
1-1/8	TS361	S361	GTS361	GS361	1-1/2	1-15/32	2-7/32	3-1/4	25/32	•	•	•
1-3/16	TS381	S381	GTS381	GS381	1-9/16	1-17/32	2-7/32	3-1/4	25/32			
1-1/4	TS401	S401	GTS401	GS401	1-11/16	1-21/32	2-7/32	3-1/4	1			
1-5/16	TS421	S421	—	—	1-3/4	—	2-7/32	3-1/4	1			
1-3/8	TS441	S441	—	—	1-13/16	1-25/32	2-7/32	3-1/4	1			
1-7/16	TS461	S461	—	—	1-15/16	1-7/8	2-5/8	3-1/4	1			
1-1/2	TS481	S481	—	—	2	1-15/16	2-5/8	3-1/4	1-1/16			

Sets include storage tray

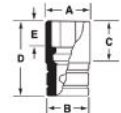
ASME®/ANSI® B107.1



TWM14A



TSM24



Cummins® B and C Series

mm	6-Point	Dimension A	B	C	D	E
14	TWM14A	20.6	23.2	22.2	38.1	10.3
24	TSM24	32.5	31.8	57.6	82.6	18.3



- Do not use chrome or industrial finish hand tools with power drivers or impact drivers.
- Read Safety Precautions on pages W1-W4

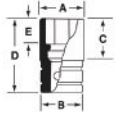
FLANK DRIVE® SOCKETS



TSM20



313SMYA



Deep, mm, Chrome

Set Contains:
 313TSMYA
 310TSM
 313SMYA

mm	6	12	A	B	C	D	E	6	6	12
10	TSM10A	SM10A	15.1	23.0	65.8	82.6	7.1		•	
11	TSM11	SM11A	17.5	23.0	65.8	82.6	7.1			
12	TSM12A	SM12B	18.3	23.0	65.8	82.6	8.7	•	•	•
13	TSM13A	SM13A	19.8	23.0	65.8	82.6	9.5	•	•	•
14	TSM14A	SM14A	21.4	23.0	65.8	82.6	10.3	•	•	•
15	TSM15A	SM15A	22.2	23.0	65.8	82.6	10.3	•	•	•
16	TSM16	SM16	23.0	22.2	65.8	82.6	11.9	•	•	•
17	TSM17	SM17	24.6	23.8	58.6	82.6	12.7	•	•	•
18	TSM18	SM18	25.4	24.6	58.5	82.6	13.5	•	•	•
19	TSM19	SM19	27.0	26.2	58.3	82.6	13.5	•	•	•
20	TSM20	SM20	27.0	26.2	57.9	82.6	13.5	•	•	•
21	TSM21	SM21	28.6	27.8	57.9	82.6	16.7	•		•
22	TSM22	SM22	30.2	29.4	57.6	82.6	18.3	•		•
23	TSM23	SM23	31.8	31.0	57.6	82.6	18.3	•		•
24	TSM24	SM24	32.5	31.8	57.6	82.6	18.3	•		•
25	TSM25	SM25	33.3	32.5	57.0	82.6	15.1			
26	TSM26	SM26	34.9	34.1	57.0	82.6	19.1			
27	TSM27	SM27	36.5	35.7	57.0	82.6	19.1			
28	TSM28	SM28	38.1	37.3	57.0	82.6	19.1			
29	TSM29	SM29	39.7	38.9	57.0	82.6	19.8			
30	TSM30	SM30	41.3	40.5	57.0	82.6	19.8			
31	TSM31	SM31	42.9	42.1	57.0	82.6	19.8			
32	TSM32	SM32	42.9	42.1	57.0	82.6	25.4			

Sets include storage tray

ASME®/ANSI® B107.5



320TSWMB

Shallow/Deep Sets, mm, Chrome 320TSWMB 20 pc 1/2" Drive 6-Point Metric Flank Drive® Shallow/Deep Socket Set

- Includes (20) Shallow and Deep Sockets (10–20 mm)

FOAM COMBINATION SETS

1/2" DRIVE TOOLS



338TSWYAFR



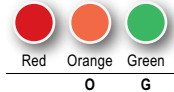
346TSWMFR

Foam Combination Sets (1/2")

- Snap-on® sockets using the Flank Drive® wrenching system grip the fastener on the flanks/flats which deliver 15–25% more turning power
 - 6-point configuration and Flank Drive® wrenching system
 - Nickel-chrome alloy finish resists rust and corrosion
 - Manufactured from the highest quality proprietary steel, providing optimum strength and durability
- Foam Organizer:
- Closed cell cross-linked foam for superior performance and durability resists oils, solvents and fuels—easy to clean
 - Foam organizer's modular design provides in-drawer reconfiguration for new tools and designed for maximum tool concentration on the smallest possible footprint

- Each tool is precision-fit, providing ultimate tool protection
 - Contrasting colors provide visual control and closed cell cross-linked foam resist oils, solvents and fuels
- 338TSWYAFR 38 pc 1/2" Drive 6-Point SAE Flank Drive® Shallow/Deep Combination Socket Foam Set**
- Includes (19) shallow sockets and (19) deep sockets (3/8–1-1/2") in a foam organizer
- 346TSWMFR 46 pc 1/2" Drive 6-Point Metric Flank Drive® Shallow/Deep Combination Socket Foam Set**
- Includes (23) shallow sockets and (23) deep sockets (10–32 mm) in a foam organizer

Colors Available

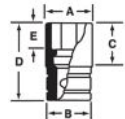


ADD SUFFIX TO STOCK NUMBER FOR SPECIAL COLORS.



FLANK DRIVE® SOCKETS



SDH201



Aerospace, inches

		A	B	C	D	E
3/8	SDH121	19/32	7/8	13/16	1-1/2	9/32
7/16	SDH141	11/16	29/32	13/16	1-1/2	11/32
1/2	SDH161	3/4	29/32	13/16	1-1/2	3/8
9/16	SDH181	27/32	29/32	13/16	1-1/2	13/32
5/8	SDH201	29/32	7/8	13/16	1-1/2	15/32
11/16	SDH221	31/32	15/16	1-1/16	1-3/4	1/2
3/4	SDH241	1-1/16	1-1/32	1-1/16	1-3/4	19/32
25/32	SDH251	1-1/32	1-1/64	1-3/32	1-3/4	5/8
13/16	SDH261	1-1/8	1-3/32	1-1/16	1-3/4	21/32
7/8	SDH281	1-3/16	1-5/32	1-1/8	1-3/4	23/32
15/16	SDH301	1-9/32	1-1/8	1-5/32	1-13/16	23/32
1	SDH321	1-11/32	1-5/16	1-7/32	1-7/8	3/4
1-1/16	SDH341	1-7/16	1-13/32	1-7/32	1-15/16	3/4
1-1/8	SDH361	1-1/2	1-15/32	1-1/4	1-31/32	25/32
1-3/16	SDH381	1-9/16	1-17/32	1-5/16	2	25/32
1-1/4	SDH401	1-9/16	1-17/32	1-9/32	2-1/32	13/16
1-5/16	SDH421	1-21/32	1-5/8	1-5/16	2-1/32	27/32

Meets AS954 Aerospace standard

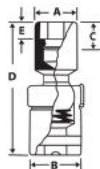


• Do not use chrome or industrial finish hand tools with power drivers or impact drivers.
• Read Safety Precautions on pages W1–W4

FLANK DRIVE® SOCKETS



SU24



Shallow Universal, Inches, Chrome

Set Contains: 30FSUY

#	6	A	B	C	D	E	
9/16	SU18	27/32	15/16	1-19/64	2-7/16	11/32	•
5/8	SU20	15/16	15/16	1-21/64	2-15/32	3/8	•
11/16	SU22	1-1/16	1-1/16	1-15/32	2-9/16	7/16	•
3/4	SU24	1-1/8	1-1/8	1-43/64	2-7/8	1/2	•
13/16	SU26	1-3/16	1-1/8	1-3/4	2-15/16	9/16	•
7/8	SU28	1-1/4	1-1/8	1-3/4	2-15/16	9/16	•
15/16	SU30	1-5/16	1-1/8	1-13/16	3	9/16	•

ASME®/ANSI® B107.10M

Set includes storage tray.

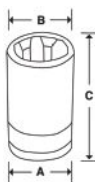
TORX® SOCKETS



SLEPL200



GSLEPL200



213AFLEY

TORX Plus® with Countersink

- SLEPL Series of TORX Plus® Sockets with shallow countersink are designed for use on external TORX Plus® low-profile head fasteners to fully engage the fastener head
- Manufactured from special alloy steel
- Precision forged and heat treated for optimum strength and durability

#	Stock No.	Industrial Stock No.	A	B	C
18EP	SLEPL180		29/32	15/16	1-1/2
20EPL	SLEPL200	GSLEPL200	15/16	11/16	1-1/2
22EPL	SLEPL220		15/16	11/16	1-1/2
24EPL	SLEPL240		15/16	11/16	1-1/2

SLEPL200 1/2" Drive 20EPL TORX Plus® with Countersink Socket

- For removal and installation of low-profile drive plate and flywheel bolts on QR25 Nissan® motors with automatic transmissions
- Similar to the J-45816 Nissan® specialty tool
- For flywheel bolts on Nissan® QR25 motors with manual transmissions use the FTX50TPE 3/8" Drive T50 TORX Plus® Male Socket

Shallow TORX®, Chrome

#	Stock No.	A	B	C	D	E
E14	SLE140	11/16	29/32	1/16	1-1/2	3/8
E16	SLE160A	23/32	29/32	1/16	1-1/2	7/16
E18	SLE180A	27/32	29/32	1/16	1-1/2	15/32
E20	SLE200A	15/16	29/32	1/16	1-1/2	17/32
E24	SLE240	1-1/16	1-1/32	1/16	1-1/2	17/32

213AFLEY 13 pc Combination Drive TORX® Shallow Socket Set

- Includes (6) 1/4" drive (E4–E10), (3) 3/8" drive (E11–E14) and (4) 1/2" drive (E16–E24) TORX® shallow sockets in a magnetic storage tray
- Nickel-chrome plating helps protect against corrosion and makes it easy to wipe clean
- Manufactured from special alloy steel and treated for optimum strength and durability
- Use of a standard TORX® bit socket on a TORX Plus® fastener may result in a rounded out fastener head or damaged bit socket

SPLINE SOCKETS

Snap-on® spline wrenching tools have been developed to service high-tensile strength spline nuts and bolts widely used on both military and commercial aircraft. Precise, radial spline teeth engage the fastener teeth over a wider area to minimize stress, and allow application of high torque to reduce risk of damage to the fastener or to the tool.

Chrome tools comply with Military Spec. MS-33787 and MIL-W-8982. The unique spline wrenching configuration can also be used on ordinary 6- and 12-point fasteners with an advantage similar to the Snap-on® Flank Drive® wrenching system



SES161B

Shallow, Inches, Chrome (1/2")

		Stock No.	A	B	C	D	E
#16	1/2	SES161B	3/4	7/8	5/8	1-9/32	7/16
#18	9/16	SES181B	27/32	7/8	5/8	1-9/32	7/16
#20	5/8	SES201B	29/32	29/32	29/32	1-9/16	17/32
#22	11/16	SES221B	1	1	29/32	1-9/16	9/16
#24	3/4	SES241B	1-1/16	31/32	13/16	1-9/16	9/16
#26	13/16	SES261B	1-1/8	1-1/16	29/32	1-9/16	9/16
#28	7/8	SES281B	1-3/16	1-1/8	13/16	1-9/16	9/16
#30	15/16	SES301B	1-9/32	1-7/32	13/16	1-9/16	9/16


SPECIAL APPLICATION SOCKETS



SW412

Double Square, Inches, Chrome

	Stock No.	A	B	C	D	E
3/8	SW412	23/32	7/8	7/8	1-1/2	5/16
7/16	SW414	51/64	7/8	7/8	1-1/2	3/8
1/2	SW416	29/32	7/8	7/8	1-1/2	13/32
9/16	SW418	31/32	29/32	7/8	1-1/2	7/16
5/8	SW420	1-1/16	1	7/8	1-1/2	1/2
11/16	SW422	1-3/16	1-1/8	7/8	1-1/2	1/2
3/4	SW424	1-9/32	1-3/16	7/8	1-1/2	9/16
13/16	SW426	1-7/16	1-3/8	1	1-5/8	5/8
7/8	SW428	1-1/2	1-7/16	1-1/8	1-3/4	5/8
15/16	SW430	1-5/8	1-9/16	1-1/8	1-13/16	11/16
1	SW432	1-11/16	1-5/8	1-1/4	1-7/8	11/16



WH280

Weatherhead® Fittings, Inches, Chrome

	Stock No.	A	B
7/8	WH280	1-3/8	1-13/16
29/32	WH290	1-7/16	1-13/16
15/16	WH300	1-1/2	1-13/16



A26A

Drag Link, Industrial

Stock No.	A	B	C
A15A	1-3/16	.150	1-11/16
A17A	15/16	.150	1-11/16
A26A	3/4	.109	1-11/16



PPM516A

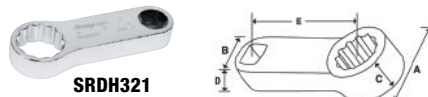
Pipe Plug, Inches, Chrome

Stock No.	A	B	C
PPM516A	1/2	15/16	1-7/16

TORQUE ADAPTORS

Standard, inches

- Manufactured from special alloy steel
- Precision forged and heat treated for optimum strength and durability
- Double hex (12-point) configuration allows socket to engage single hex fastener every 30° rather than every 60°, allowing for better access in restricted areas



SRDH321



STA35

Working Torque, in-lb			A	B	C	D	E
4,400	1	SRDH321	1.458	1.040	19/32	19/32	3
4,800	1-1/16	SRDH341	1.563	1.032	19/32	19/32	2
5,280	1-1/8	SRDH361	1.641	1.040	19/32	19/32	3
5,600	1-1/4	SRDH401	1.823	1.040	19/32	19/32	3
5,600	1-3/8	SRDH441	2.00	1.040	19/32	19/32	3

Torque Adaptor

STA35 1/2" Drive Female/Male Torque Adaptor

- 3.5" length measured center to center
- Used with a socket and torque wrench to reach and properly torque fasteners in hard-to-access areas



WARNING



• Do not use chrome or industrial finish hand tools with power drivers or impact drivers.
• Read Safety Precautions on pages W1-W4

1/2" DRIVE TOOLS

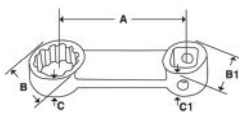
SPLINE TORQUE ADAPTORS

Spline, Inches, Chrome (1/2")

- Snap-on® spline wrenching tools have been developed to service high-tensile strength spline nuts and bolts widely used on both military and commercial aircrafts
- Precise radial spline teeth engage the fastener teeth over a wider area to minimize stress and allow application of high-torque to reduce risk of damage to the fastener or the tool
- Chrome tools comply with Military Spec MS-33787 and MIL-W-89823
- The unique spline wrenching configuration can also be used on ordinary six and 12-point fasteners with an advantage similar to the Snap-on® Flank Drive® wrenching system



SRES306

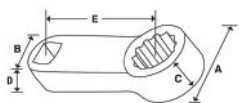


Set Contains:
SRES306

Working Torque, In-lb	#	II	Stock No.	A	B-B1	C-C1	
2,275	#18 (9/16")	9/16	SRES18	3	.818-1.04	13/32-1/2	•
2,450	#20 (5/8")	5/8	SRES20	3	.900-1.04	1/2-1/2	•
2,975	#22 (11/16")	11/16	SRES22	3	.989-1.04	1/2-1/2	•
3,500	#24 (3/4")	3/4	SRES24	3	1.08-1.04	1/2-1/2	•
4,410	#26 (13/16")	13/16	SRES26	3	1.16-1.04	1/2-1/2	•
4,900	#28 (7/8")	7/8	SRES28	3	1.26-1.04	1/2-1/2	•
6,000	#30 (15/16")	15/16	SRES30A	3	1.26-1.04	37/64-37/64	



SRDHM30



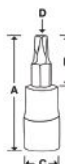
Double Hex, mm, Chrome (1/2")

Stock No.	A	B	C	D	E
SRDHM30	9.5	11.9	6.6	6.6	25.4

TORX® BIT SOCKETS



STX70E



STXL55E



K1820A



★ TORX®/Standard, Chrome (1/2")

#	Stock No.	A	B	C	D
T55	STX55E	2-25/64	57/64	29/32	FTX55E2
T60	STX60E	3-9/32	1-23/64	1-11/64	STX60E2
T70	STX70E	3-17/32	1-49/64	1-11/64	STX70E2

★ TORX®/Long, Chrome (1/2")

#	Stock No.	A	B	C	D
T45	STXL45E	4-37/64	3-5/64	29/32	STXL45E2
T50	STXL50E	4-37/64	3-5/64	29/32	STXL50E2
T55	STXL55E	4-37/64	3-5/64	15/16	STXL55E2
T60	STXL60E	4-39/64	2-27/32	1-7/32	STXL60E2
T70	K1820A	5-17/64	3-1/2	1-7/32	K1820A2
T80	STXL80E	4-51/64	3	1-13/32	STXL80E2



STX60TPE



★ TORX Plus®, Chrome (1/2")

#	Stock No.	A	B	C	D
T45	STX45TPE	2-9/16	1-1/16	29/32	FTX45TPE2
T50	STX50TPE	2-43/64	1-11/64	15/16	STX50TPE2
T55	STX55TPE	2-49/64	1-7/32	1-1/32	FTX55TPE2
T60	STX60TPE	3-9/32	1-1/2	1-7/32	STX60TPE2

Hex/Standard, mm, Chrome (1/2")

Set Contains:

mm		A	B	C	D	
6	SAM6E	64.1	26	22.9	FAM6E2	•
8	SAM8E	61.8	23.7	22.9	FAM8E2	•
10	SAM10E	63.6	25.5	22.9	SAM10E2	•
12	SAM12E	79.6	41.5	23.1	SAM12E2	•
14	SAM14E	81.9	42.4	26.1	SAM14E2	•
16	SAM16E	94.5	49.5	30.7	SAM16E2	•
17	SAM17E	94.5	49.5	29.9	SAM17E2	•
19	SAM19E	102.6	56.6	34.9	SAM17E2	•



Set shown includes magnetic storage tray.

Ball Hex/Long, mm, Chrome (1/2")

mm		A	B
12	SABLM12E	137.1	SABLM12E2

- Use to remove and reassemble the hydraulic split flange connector bolts on Case®, Hitachi®, Komatsu®, Caterpillar®, John Deere® and Volvo® excavators and bulldozers



Double Hex/Standard, mm, Chrome (1/2")

Double Hex Socket Drivers and Triple Square Socket Drivers cannot be interchanged between applications. Triple Square Socket Drivers have 90° corners. Double Hex Socket Drivers have 120° corners. Using a Triple Square tool in a Double Hex application will strip the bolt head. In general, Triple Square tools are used on European vehicles and Double Hex tools are used on Asian vehicles

mm		A	B	C	D
10	SADM10E	100	61.9	24.4	SADM10E2

SADM10E 1/2" Drive Metric 10 mm Lexus®/Toyota® Double Hex Socket Driver

- Applications include removal/installation of head bolts on Toyota® Highlander®, 4Runner®, Camry®, Matrix®, Corolla® and Lexus® IS300®, GS300®, SC300 vehicles



Hex/Long, mm, Chrome (1/2")

mm		A	B	C	D
10	SAM10LE	152.4	114.3	22.9	SAM10LE2
12	SAM12LE	98.0	59.9	23.1	SAM12LE2
13	SAM13LE	101.6	63.5	23.5	SAM13LE2

SAM13LE 1/2" Drive Metric 13 mm Long Hex Bit Socket Driver

- Snap-on® bits are designed with a precise fit and tight tolerances to prevent slippage and disengagement
- Outperforms one-piece design models; our two-piece design makes replacement economical and convenient
- Manufactured from special alloy steel and heat-treated for optimum strength and durability
- 1/2" drive provides the high-torque needed on the engine bolt
- 4" length allows technician to clear the valve and valve cover sealing surface



HEX BIT SOCKETS

Hex/Standard, inches (1/2")

Set Contains:

			A	B	C	D	
5/16	SA10E	GSA10E	2-29/64	61/64	29/32	FA10E2	•
3/8	SA12E	GSA12E	2-21/32	1-9/64	29/32	SA12E2	•
7/16	SA14E	GSA14E	2-13/16	1-5/16	29/32	SA14E2	•
1/2	SA16E	GSA16E	3-1/8	1-5/8	29/32	SA16E2	•
9/16	SA18E	GSA18E	3-15/64	1-21/32	1-1/32	SA18E2	•
5/8	SA20E	GSA20E	3-13/32	1-41/64	1-11/64	LAW120E2	•
3/4	SA24E	GSA24E	4-3/64	2-15/64	1-3/8	LAW124E2	•



Set shown includes magnetic storage tray.



- Do not use chrome or industrial finish hand tools with power drivers or impact drivers.
- Do not use power sockets or accessories with impact drivers.
- Read Safety Precautions on pages W1-W4

IMPACT DRIVERS AND SETS

Impact Rated Hex Drivers (1/2")

- Manufactured from special alloy steel and heat treated for optimum strength and durability
- Snap-on® bits are designed with a precise fit and tight tolerances to prevent slippage and disengagement
- Outperform one-piece design models; two-piece design makes replacement economical and convenient
- Bits can be easily replaced by hand—no need to put them in a vice and punch them out with a hammer
- 3/8" drive sizes: 12 and 14 mm, 1/2 and 9/16"
- 1/2" drive sizes: 5/8, 11/16, 3/4 and 7/8"
- Optional retaining ring ensures positive attachment to anvil for added protection—RR37575 for 3/8" models and RR50130 for 1/2" models
- Designed for use with pneumatic or cordless impact guns



Size, inches	Stock No.	A	B	Optional Ret Ring
5/8	IMSA20	3-1/2	IMSA20-2	RR50130
11/16	IMSA22	3-1/2	IMSA22-2	RR50130
3/4	IMSA24	3-1/2	IMSA24-2	RR50130
7/8	IMSA28	3-1/2	IMSA28-2	RR50130

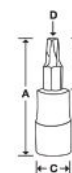
TRIPLE SQUARE BIT SOCKETS



STSM10LE



TSS7KIT



Triple Square/Standard, mm, Chrome (1/2")

Set Contains:
TSS7KIT

mm	Hexagon	Stock No.	A	B	C	D	
Standard Length	16	STSM16E	107.7	63.6	29.9	STSM16E2	•
	18	STSM18E	98.3	52.2	34.9	STSM18E2	•
	10	STSM10E	89.4	51.3	23.1	STSM10E2	•
	12	STSM12E	107.7	64.8	23.5	STSM12E2	•
	14	STSM14E	109.5	63.4	26.9	STSM14E2	•
Long	10	STSM10LE	156.5	118.4	23.5	STSM10LE2	•
	12	STSM12LE	145.8	107.7	23.5	STSM12LE2	•

Set includes storage tray Triple Square tools are used on European vehicles and Double Hex tools are used on Asian vehicles. Using a Triple Square tool in a Double Hex application will strip the bolt head

STSM10E 1/2" Drive Metric 10 mm Standard Triple Square Bit Socket Driver

- Double hex bit sockets and triple square bit sockets cannot be interchanged between applications
- Triple square bit sockets have 90° corners and double hex bit sockets have 120° corners
- Using a triple square bit socket in a double hex bit application will strip the bolt head
- In general, triple square bit sockets are used on European vehicles
- Pinless bits (no roll pin) provide a solid fit, are easily replaced, and have no hole to collect dirt and grit
- Bits feature natural oil coat finish to protect against corrosion

STSM12E 1/2" Drive Metric 12 mm Standard Triple Square Bit Socket Driver

- Applications include removal/installation of cylinder head bolts on Mercedes-Benz®, rear toe adjustment on 1999 and newer Audi® A6® and axle shaft bolts on new VW® vehicles

STSM14E 1/2" Drive Metric 14 mm Standard Triple Square Bit Socket Driver

- Applications include 2003 and later VW® Touareg® front axle bolts, 2003 and later Porsche® Cayenne® front axle bolts, various Audi®/VW® axle bolts and Audi® TT® differential mount bolts and transmission drain plugs

STSM16E 1/2" Drive Metric 16 mm Standard Triple Square Bit Socket Driver

- Applications include Audi® TT® clutch and belly pan, various VW®/Audi® transmission drain plugs (tamper-resistant), 2003 and later VW® Touareg® front and rear brake caliper bolts, 2003 and later Porsche® Cayenne® brake caliper bolts, Detroit Diesel® flywheel bolts and front crank pulley on 900 and 4000 engines and head bolts on 900 engines

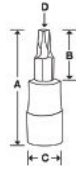
STSM18E 1/2" Drive Metric 18 mm Standard Triple Square Bit Socket Driver

- Applications include removal/installation of rear axle bolts of 2006 VW® Jetta® and Golf® vehicles

TRIPLE SQUARE BIT SOCKETS



305STSMSE



Triple Square/Stubby, mm, Chrome (1/2")

- Pinless bits (no roll pin) provide a solid fit, are easily replaced, and have no hole to collect dirt and grit
- Bit sockets are chrome plated
- Bits feature natural oil coat finish to protect against corrosion
- Double Hex socket drivers and Triple Square socket drivers cannot be interchanged between applications
- Using a Triple Square tool in a Double Hex application will strip the bolt head
- In general, Triple Square tools are used on European vehicles and Double Hex tools are used on Asian vehicles

Set Contains:

mm	Stock No.	A	B	C	D	
10	STSM10SE	59.4	21.3	23.7	STSM10E2	•
12	STSM12SE	59.4	21.3	23.7	STSM12E2	•
14	STSM14SE	63.2	23.7	26.1	STSM14E2	•
16	STSM16SE	68.1	23.1	30.9	STSM16E2	•
18	STSM18SE	69.8	23.8	35.6	STSM18E2	•

Set shown includes magnetic storage tray.

STSM10SE 1/2" Drive Metric 10 mm Triple Square Bit Socket Driver

- Applications include removal/installation of cylinder head bolts, drive shaft bolts and various other applications on VW®, Audi® and Mercedes-Benz® vehicles

STSM12SE 1/2" Drive Metric 12 mm Triple Square Bit Socket Driver

- Applications include removal/installation of head bolts and axle shaft bolts on VW®, Audi® and Mercedes® vehicles

STSM14SE 1/2" Drive Metric 14 mm Triple Square Bit Socket Driver

- Applications include removal/installation of brake caliper bolts on VW® Jetta®, Rabbit®, Passat®, EOS® and Tiguan®; there is limited room due to the control arm in the way when backing out the fastener

STSM16SE 1/2" Drive Metric 16 mm Triple Square Bit Socket Driver

- Pinless bits (no roll pin) provide a solid fit, are easily replaced and have no hole to collect dirt and grit

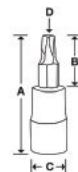
STSM18SE 1/2" Drive Metric 18 mm Triple Square Bit Socket Driver

- Rear axle bolts on Volkswagen® Jetta® and Golf®

SPECIAL APPLICATION BIT SOCKETS



SPDL10E



PolyDrive Head Bolts, mm (1/2")

mm	Stock No.	Description	A	B	C	D
10	SPDL10E	1/2" Drive Metric 10 mm VW®/Audi® Polydrive Head Bolt Bit Socket Driver	158.7	120.6	23.0	SPDL10E2

SPDL10E 1/2" Drive Metric 10 mm VW®/Audi® Polydrive Head Bolt Bit Socket Driver

- Applications include removal/installation of #10 PolyDrive cylinder head bolts on 1998 and later VW®/Audi® vehicles with 5-valve motors



WARNING

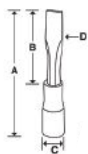


- Do not use chrome or industrial finish hand tools with power drivers or impact drivers.
- Read Safety Precautions on pages W1-W4


FLAT TIP AND PHILLIPS® TIP BIT SOCKETS



SW32E

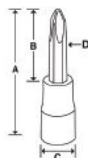


— Flat Tip/Standard, Chrome (1/2")


	Stock No.	A	B	C	D
7/16 x .050	SW28E	3-7/32	1-23/32	29/32	SW28E2A
1/2 x .075	SW32E	3-7/32	1-23/32	29/32	SW32E2A
5/8 x .093	SW40E	3-51/64	2-1/4	29/32	SW40E2A



SP32E



+ PHILLIPS®/Standard, Chrome (1/2")

	Stock No.	A	B	C	D
#3	SP32E	2-21/64	53/64	29/32	SP32E2
#4	SP42E	2-15/32	31/32	29/32	SP42E2

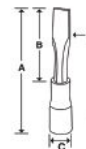
IMPACT DRIVERS AND SETS



PIT160



PIT3120EB



PIT3120EB
Set Contains:

Impact Driver Set (1/2")

Stock No.	Description	Size	A	B	C	D	
PIT160	1/2" Drive Impact Driver	—	—	—	—	—	•
A26A	1/2" Drive 3/4" Blade Width Drag Link Socket	—	3/4	.109	1-11/16	—	•
SA10E	1/2" Drive SAE 5/16" Standard Hex Bit Socket Driver	5/16	2-29/64	61/64	29/32	FA10E2	•
SA12E	1/2" Drive SAE 3/8" Standard Hex Bit Socket Driver	3/8	2-21/32	1-9/64	29/32	SA12E2	•
SA14E	1/2" Drive SAE 7/16" Standard Hex Bit Socket Driver	7/16	2-13/16	1-5/16	29/32	SA14E2	•
SA16E	1/2" Drive SAE 1/2" Standard Hex Bit Socket Driver	1/2	3-1/8	1-5/8	29/32	SA16E2	•
SA18E	1/2" Drive SAE 9/16" Standard Hex Bit Socket Driver	9/16	3-15/64	1-21/32	1-1/32	SA18E2	•
SA20E	1/2" Drive SAE 5/8" Standard Hex Bit Socket Driver	5/8	3-13/32	1-41/64	1-11/64	LAW120E2	•
SP32E	1/2" Drive #3 PHILLIPS® Standard Bit Socket Driver	#3	2-21/64	53/64	29/32	SP32E2	•
SP42E	1/2" Drive #4 PHILLIPS® Standard Bit Socket Driver	#4	2-15/32	31/32	29/32	SP42E2	•
SW28E	1/2" Drive 7/16" Flat Tip Standard Bit Socket Driver	7/16 x .050	3-7/32	1-23/32	29/32	SW28E2A	•
SW32E	1/2" Drive 1/2" Flat Tip Standard Bit Socket Driver	1/2 x .075	3-7/32	1-23/32	29/32	SW32E2A	•
KRA142B	Metal Storage Case	—	—	—	—	—	•

PIT160 1/2" Drive Impact Driver

- This 1/2" drive unit delivers cam action impact when struck with a hammer

PIT3120EB 12 pc 1/2" Drive Impact Driver Set

- PIT160 Impact Driver plus sockets and socket drivers (12 pc) in KRA142B Metal Storage Case

Extensions

- Ideal for use on transmission bellhousing bolts, transaxle and suspension service
- Pull-back collar for fast and easy attachment and removal of sockets
- Knurled release collar provides easy one-hand operation
- Single body construction for maximum strength and locking mechanism specifically for impact use
- Female drive end recessed to accommodate newer style impact guns

Extensions/Locking

Set Contains: **303IMXL**

Stock No.	Description	A	B	
IMXL32	1/2" Drive 3-1/2" Locking Impact Extension	5/8	3-1/2	•
IMXL52	1/2" Drive 5" Locking Impact Extension	5/8	5	•
IMXL102	1/2" Drive 10" Locking Impact Extension	5/8	10	•

Set includes storage tray




Extensions/Snap Ring Retention, Industrial

Stock No.	Description	A	B
IMX32B	1/2" Drive 3" Snap Ring Impact Extension	5/8	3
IMX52	1/2" Drive 5-3/32" Snap Ring Impact Extension	21/32	5-3/32
IMX112	1/2" Drive 11-1/4" Snap Ring Impact Extension	21/32	11-1/4

304IMX 4 pc 1/2" Drive Impact Extension Set

- Includes IMX32B–IMX112 (3–11-1/4") and IP80D 1/2" Drive Swivel Ball Lock Button Impact Universal Joint in a storage tray
- Snap-on® impact extensions are heat-treated to optimize impact service life with a lower hardness and able to withstand repeated cycling loads of impact wrenches
- Snap-on uses a proprietary blend of special alloy steel that provides long life and great strength



Extension Adaptor

Stock No.	A	B	C	D
IMXA42	3/8	1/2	1/2	4

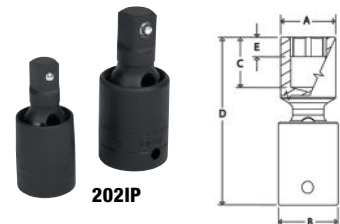


Universal Joints (Impact)

Stock No.	Socket Attachment	A	B
IP800	Ball Type	1-1/4	2-3/4
IP80D	Pin Type	1-1/4	2-3/4

202IP 2 pc Combination Drive Impact Universal Joint Set

- Includes IPF800B 3/8" Drive Friction Ball Swivel Ball Impact Universal Joint and IP80D 1/2" Drive Swivel Ball Lock Button Impact Universal Joint in a storage tray



Swivel Extensions (1/2")

- Laser-welded pivot pin allows smooth, full 30° swivel action for efficient power transfer
- Manufactured from special alloy steel and heat treated for optimum strength and durability
- Provides versatility for the technician as they can use any shallow, semi-deep, deep, 6-point, 12-point, metric or SAE impact socket, and are not limited to just one size

IPXS6 1/2 Drive 6" Swivel Impact Extension

- Removes and installs bolts/nuts with a 1/2" impact gun
- Technician can use any shallow, semi-deep, deep, 6-point, 12-point, metric or SAE impact socket with this extension
- Employs friction ball socket retention method

IPXL6 1/2 Drive 6" Swivel Impact Pinned Extension

- Removes and installs bolts/nuts with a 1/2" impact gun
- Technicians can use any shallow, semi-deep, 6-point, 12-point, metric or SAE impact socket with this extension
- Laser welded pivot pin allows smooth, full 30° swivel action for efficient power transfer
- Employs lock button engagement in side lock holes of socket ensuring positive retention



- Do not use chrome or industrial finish hand tools with power drivers or impact drivers.
- Wear safety goggles while using impact drivers.
- Do not hold swivel joint during use.
- Read Safety Precautions on pages W1–W4

FLANK DRIVE® IMPACT SOCKETS



IMM150A



310IMMYA



Shallow, mm

Set Contains:

310IMMYA

312IMM

315IMMYA

315IMDMYA

mm	6	12	A	B	C	D	E	6	6	6	12
10	IMM100A	IMDM100A	15.0	22.6	22.2	38.1	7.9	•		•	•
11	IMM110A	IMDM110A	18.2	22.6	22.2	38.1	8.7	•		•	•
12	IMM120A	IMDM120A	19.0	24.3	22.2	38.1	9.5	•		•	•
13	IMM130A	IMDM130A	20.6	24.3	22.2	38.1	10.3	•		•	•
14	IMM140A	IMDM140A	22.2	24.3	22.2	38.1	10.3	•		•	•
15	IMM150A	IMDM150A	23.8	26.4	22.2	38.1	10.3	•	•	•	•
16	IMM160A	IMDM160A	24.6	26.4	22.2	38.1	11.9	•	•	•	•
17	IMM170A	IMDM170A	25.4	26.7	22.2	38.1	12.7	•	•	•	•
18	IMM180	IMDM180	26.7	26.7	19.1	38.1	12.7	•	•	•	•
19	IMM190	IMDM190	28.3	28.3	21.3	38.1	12.7	•	•	•	•
20	IMM200	IMDM200	29.9	29.9	21.1	38.1	14.2		•	•	•
21	IMM210	IMDM210	31.5	31.5	21.0	38.1	14.2		•	•	•
22	IMM220	IMDM220	33.3	33.3	21.4	38.1	15.9		•	•	•
23	IMM230	IMDM230	34.1	34.1	27.8	44.5	15.9		•	•	•
24	IMM240	IMDM240	34.9	34.9	27.8	44.5	15.9		•	•	•
25	IMM250	—	29.8	29.8	27.0	44.5	15.9		•		
26	IMM260	—	38.1	38.1	33.3	50.8	15.9				
27	IMM270	IMDM270	39.4	39.4	27.1	50.8	20.3		•		
29	IMM290	—	41.1	41.1	33.3	50.8	21.1				
30	IMM300	—	42.7	42.7	32.1	50.8	21.6				
32	IMM320	IMDM320	45.8	45.8	32.1	50.8	22.4				
34	IMM340	—	47.6	42.9	40.5	52.4	22.4				
36	IMM360	IMDM360	50.5	45.8	40.5	57.2	22.4				
39	—	IMDM390	53.8	39.6	36.8	50.8	22.3				
46	IMM460	—	64.8	47.6	50.3	69.9	29.7				

Sets include storage tray

ASME®/ANSI® B107.33M

IMDM360 1/2" Drive 12-Point Metric 36 mm Flank Drive® Shallow Impact Socket

- Snap-on® impact sockets are heat-treated to optimize impact service life with a lower hardness than hand sockets and are able to withstand repeated cycling loads of impact wrenches
- Snap-on uses a proprietary blend of special alloy socket steel that provides long life and great strength
- Flank Drive® wrenching system delivers up to 20% more turning power without slipping or rounding while exceeding ANSI® performance standards
- Applications include the removal and installation of Duramax® Diesel front crankshaft bolt, late-model BMW® axle shafts, and 2003 GM® and 2004 Dodge® pinion nuts on trucks with 11.5 AAM axles

IMDM320 1/2" Drive 12-Point Metric 32 mm Flank Drive® Shallow Impact Socket

- Applications include servicing axle nuts on 1992–1999 Mercedes-Benz® W140 chassis SC and SL Class; Porsche® Boxster®, Cayenne® and 944; plus 2007–later BMW® X3®, X5® and X6® Series vehicles
- Other uses include drive shaft nuts on 2003–later VW® Touareg® vehicles

IMDM390 1/2" Drive 12-Point Metric 39 mm Flank Drive® Shallow Impact Socket

- Applications include the front axle hub of 2007 Toyota® Tundra® 4WD; and servicing inner rack and pinion nuts on BMW® X5® and X6® vehicles

IMDM270 1/2" Drive 12-Point Metric 27 mm Flank Drive® Shallow Impact Socket

IMDM410 1/2" Drive 12-Point Metric 41 mm Flank Drive® Shallow Impact Socket

- Applications include removal and installation of lower ball joint on 2013 current BMW® 5 and 7 Series vehicles
- 41 mm, 12-point, 1/2" drive

FLANK DRIVE® IMPACT SOCKETS

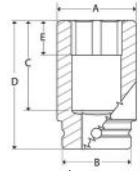
1/2" DRIVE TOOLS



IMD120A



311IMYA



Shallow, inches

Set Contains:
311IMYA
313IMD

11	6	12	A	B	C	D	E	6	12
3/8	IM120A	IMD120A	19/32	29/32	7/8	1-1/2	5/16	•	•
7/16	IM140A	IMD140A	23/32	29/32	7/8	1-1/2	11/32	•	•
1/2	IM160A	IMD160A	13/16	29/32	7/8	1-1/2	13/32	•	•
9/16	IM180A	IMD180A	7/8	29/32	7/8	1-1/2	13/32	•	•
5/8	IM200	IMD200	15/16	1	7/8	1-1/2	15/32	•	•
11/16	IM220	IMD220	1-1/16	1-1/16	3/4	1-1/2	1/2	•	•
3/4	IM240	IMD240	1-1/8	1-1/8	3/4	1-1/2	1/2	•	•
13/16	IM260	IMD260	1-1/4	1-1/4	3/4	1-1/2	1/2	•	•
7/8	IM280	IMD280	1-5/16	1-5/16	13/16	1-1/2	9/16	•	•
15/16	IM300	IMD300	1-3/8	1-3/8	1-1/16	1-3/4	3/4	•	•
1	IM320	IMD320	1-7/16	1-7/16	1-1/16	1-3/4	3/4	•	•
1-1/16	IM340	—	1-9/16	1-9/16	1	2	13/16		
1-1/8	IM360	IMD360	1-5/8	1-5/8	1	2	13/16		•
1-3/16	IM380	—	1-11/16	1-1/2	1-3/32	2	13/16		
1-1/4	IM400	IMD400	1-3/4	1-1/2	1-5/32	2	13/16		•
1-5/16	IM420H	—	1-7/8	1-1/2	1-3/8	2	7/8		
1-3/8	IM440	—	1-15/16	1-1/2	1-3/8	2	7/8		
1-7/16	IM460	—	2	1-1/2	1-3/8	2	15/16		
1-1/2	IM480	—	2-1/8	1-9/16	1-3/8	2	15/16		
1-9/16	IM500	—	2-1/4	1-5/8	1-11/16	2-5/16	15/16		

Sets include storage tray

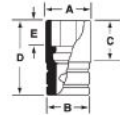
ASME®/ANSI® B107.2



IMMS240



312IMMS



Semi-Deep, mm

Set Contains:
307IMMS
312IMMS

mm	6	A	B	C	D	E	6	6
10	IMMS100	15.1	23.0	39.1	56.4	7.1		
12	IMMS120	19.8	23.0	39.1	56.4	8.7		
13	IMMS130	21.4	23.0	39.1	56.4	9.5		
14	IMMS140	22.2	23.0	39.1	56.4	10.3		
15	IMMS150	23.8	23.0	27.7	56.4	10.3		•
16	IMMS160	24.6	24.6	31.2	56.4	11.9		•
17	IMMS170	25.4	25.4	31.1	56.4	11.1	•	•
18	IMMS180	27.0	27.0	31.1	56.4	12.7	•	•
19	IMMS190	28.6	28.6	30.9	56.4	13.5	•	•
20	IMMS200	30.2	30.2	30.7	56.4	13.5		•
21	IMMS210	31.8	31.8	30.7	56.4	13.5	•	•
22	IMMS220	33.3	33.3	35.0	60.3	13.5	•	•
23	IMMS230	34.1	34.1	35.0	60.3	15.9		•
24	IMMS240	34.9	34.9	35.0	60.3	15.1	•	•
25	IMMS250	36.5	36.5	34.4	60.3	15.9		•
27	IMMS270	39.7	39.7	34.4	60.3	19.8	•	•
30	IMMS300	42.9	42.9	37.5	63.5	21.4		
32	IMMS320	46.0	46.0	37.5	63.5	22.2		
34	IMMS340	44	52	51.5	70	22		
36	IMMS360	51	44	51.5	70	22		

Sets include storage tray

ASME®/ANSI® B107.33M



- Do not use chrome or industrial finish hand tools with power drivers or impact drivers.
- Read Safety Precautions on pages W1-W4

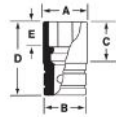
FLANK DRIVE® IMPACT SOCKETS



IMS300



312IMS



Semi-Deep, inches

Socket Size	Hex Size	A	B	C	D	E	Set Contains:	
							307IMS	312IMS
1/2	6	27/32	29/32	1-17/32	2-7/32	3/8	6	6
9/16	6	7/8	29/32	1-17/32	2-7/32	13/32	•	•
5/8	6	31/32	31/32	1-7/32	2-7/32	15/32	•	•
11/16	6	1-1/16	1-1/16	1-7/32	2-7/32	1/2	•	•
3/4	6	1-1/8	1-1/8	1-3/16	2-7/32	17/32	•	•
13/16	6	1-1/4	1-1/4	1-3/16	2-7/32	9/16	•	•
7/8	6	1-5/16	1-5/16	1-3/8	2-13/32	5/8	•	•
15/16	6	1-3/8	1-3/8	1-11/32	2-13/32	21/32	•	•
1	6	1-7/16	1-7/16	1-11/32	2-13/32	23/32	•	•
1-1/16	6	1-9/16	1-9/16	1-11/32	2-13/32	3/4	•	•
1-1/8	6	1-5/8	1-5/8	1-7/16	2-1/2	25/32	•	•
1-1/4	6	1-3/4	1-3/4	1-7/16	2-1/2	7/8	•	•

Sets include storage tray

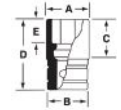
ASME®/ANSI® B107.2



SIMM340



310SIMMYA



Deep, mm

Socket Size	Hex Size	Hex Size	A	B	C	D	E	Set Contains:						
								305SIMMY	310SIMMYA	310SIMMADDON	312SIMM	315SIMMYA	325SIMM	312SIMDM
10	6	12	17.5	23.0	65.8	82.6	7.1	6	6	6	6	6	6	12
11	6	12	18.3	23.0	65.8	82.6	7.9	•	•	•	•	•	•	•
12	6	12	19.8	23.0	65.8	82.6	8.7	•	•	•	•	•	•	•
13	6	12	21.4	23.0	65.8	82.6	9.5	•	•	•	•	•	•	•
14	6	12	22.2	23.0	65.8	82.6	10.3	•	•	•	•	•	•	•
15	6	12	23.8	23.8	54.3	82.6	10.3	•	•	•	•	•	•	•
16	6	12	24.6	24.6	58.4	82.6	11.9	•	•	•	•	•	•	•
17	6	12	25.4	25.4	58.5	82.6	11.1	•	•	•	•	•	•	•
18	6	12	27.0	27.0	58.5	82.6	12.7	•	•	•	•	•	•	•
19	6	12	28.6	28.6	58.3	82.6	13.5	•	•	•	•	•	•	•
20	6	12	30.2	30.2	57.9	82.6	13.5	•	•	•	•	•	•	•
21	6	12	31.8	31.8	57.9	82.6	13.5	•	•	•	•	•	•	•
22	6	12	33.3	33.3	53.9	88.9	13.5	•	•	•	•	•	•	•
23	6	12	34.1	34.1	63.9	88.9	15.9	•	•	•	•	•	•	•
24	6	12	34.9	34.9	63.5	88.9	15.9	•	•	•	•	•	•	•
25	6	12	36.5	36.5	63.4	88.9	15.9	•	•	•	•	•	•	•
26	6	12	—	38.1	38.1	63.4	88.9	15.9	•	•	•	•	•	•
27	6	12	39.7	39.7	63.4	88.9	19.8	•	•	•	•	•	•	•
28	6	12	41.3	41.3	72.5	89.7	20.6	•	•	•	•	•	•	•
29	6	12	41.3	41.3	63.4	89.7	20.6	•	•	•	•	•	•	•
30	6	12	42.9	42.9	63.4	89.7	21.4	•	•	•	•	•	•	•
32	6	12	46.0	46.0	63.4	89.7	22.2	•	•	•	•	•	•	•
33	6	12	46.0	46.0	72.5	89.7	22.2	•	•	•	•	•	•	•
34	6	12	49.3	49.3	72.8	88.9	22.6	•	•	•	•	•	•	•
35	6	12	50.8	50.8	72.8	88.9	22.9	•	•	•	•	•	•	•
36	6	12	50.8	50.8	72.8	88.9	22.9	•	•	•	•	•	•	•

Sets include storage tray

ASME®/ANSI® B107.33m

FLANK DRIVE® IMPACT SOCKETS

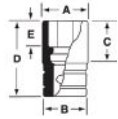
1/2" DRIVE TOOLS



SIMD300A



313SIMA



Deep, inches

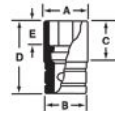
II	Set Contains:											
	6	12	A	B	C	D	E	6	6	6	6	12
3/8	SIM120A	—	19/32	29/32	2-9/16	3-1/4	9/32	•		•		
7/16	SIM140A	—	23/32	29/32	2-9/16	3-1/4	5/16	•		•		
1/2	SIM160A	SIMD160A	27/32	29/32	2-9/16	3-1/4	3/8		•	•	•	•
9/16	SIM180A	SIMD180A	7/8	29/32	2-9/16	3-1/4	13/32		•	•	•	•
5/8	SIM200	SIMD200A	31/32	31/32	2-9/32	3-1/4	15/32		•	•	•	•
11/16	SIM220	SIMD220A	1-1/16	1-1/16	2-9/32	3-1/4	1/2		•	•	•	•
3/4	SIM240	SIMD240A	1-1/8	1-1/8	2-9/32	3-1/4	17/32		•	•	•	•
13/16	SIM260	SIMD260A	1-1/4	1-1/4	2-1/4	3-1/4	19/32		•	•	•	•
7/8	SIM280	SIMD280A	1-5/16	1-5/16	2-1/2	3-1/2	17/32		•	•	•	•
15/16	SIM300	SIMD300A	1-3/8	1-3/8	2-1/2	3-1/2	23/32		•	•	•	•
1	SIM320	SIMD320A	1-7/16	1-7/16	2-15/32	3-1/2	3/4		•	•	•	•
1-1/16	SIM340	SIMD340A	1-9/16	1-9/16	2-15/32	3-17/32	25/32		•	•	•	•
1-1/8	SIM360	SIMD360A	1-5/8	1-5/8	2-15/32	3-17/32	25/32		•	•	•	•
1-3/16	SIM380	SIMD380A	1-11/16	1-11/16	2-15/32	3-17/32	25/32		•	•	•	•
1-1/4	SIM400	SIMD400A	1-3/4	1-3/4	2-15/32	3-17/32	1		•	•	•	•
1-5/16	SIM420H	—	1-13/16	1-13/16	2-15/32	3-17/32	1	•		•		
1-3/8	SIM440	—	1-13/16	1-13/16	2-3/4	3-1/2	7/8	•		•		
1-7/16	SIM460	—	2	1-1/2	2-21/32	3-1/2	15/16	•		•		
1-1/2	SIM480	—	2-1/8	1-9/16	2-5/8	3-1/2	15/16	•		•		
1-9/16	SIM500	—	2-1/4	1-5/8	2-5/8	3-1/2	15/16	•		•		
1-5/8	SIM520	—	2-3/8	1-3/4	2-7/8	3-1/2	15/16					

Sets include storage tray
ASME®/ANSI® B107.2

*Does not include storage tray



311IMFSY



Shallow/Thin Wall, inches

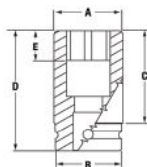
II	Set Contains:						
	6	A	B	C	D	E	6
3/8	IMFS120	19/32	7/8	3/8	1-1/2	7/32	•
7/16	IMFS140	11/16	7/8	9/16	1-1/2	11/32	•
1/2	IMFS160	3/4	7/8	5/8	1-1/2	3/8	•
9/16	IMFS180	13/16	7/8	11/16	1-1/2	13/32	•
5/8	IMFS200	29/32	29/32	3/4	1-1/2	15/32	•
11/16	IMFS220	1	1	13/16	1-1/2	1/2	•
3/4	IMFS240	1-1/16	1-1/16	13/16	1-1/2	1/2	•
13/16	IMFS260	1-1/8	1-1/8	25/32	1-1/2	1/2	•
7/8	IMFS280	1-7/32	1-7/32	29/32	1-1/2	9/16	•
15/16	IMFS300	1-5/16	1-5/16	1-3/16	1-17/32	3/4	•
1	IMFS320	1-3/8	1-3/8	1-3/16	1-9/16	3/4	•
1-1/16	IMFS340	1-7/16	1-7/16	1-1/4	1-11/16	13/16	
1-1/8	IMFS360	1-1/2	1-1/2	1-1/4	1-3/4	13/16	
1-3/16	IMFS380	1-5/8	1-5/8	1-1/4	1-3/4	13/16	
1-1/4	IMFS400	1-11/16	1-11/16	1-1/4	1-7/8	13/16	
1-5/16	IMFS420	1-3/4	1-3/4	1-1/4	1-7/8	13/16	
1-3/8	IMFS440	1-13/16	1-13/16	1-1/4	2-1/16	13/16	
1-7/16	IMFS460	1-15/16	1-3/4	1-3/8	2-1/16	13/16	
1-1/2	IMFS480	2	2	1-3/8	2-1/16	13/16	

Set includes storage tray



- Wear safety goggles while using impact drivers.
- Read Safety Precautions on pages W1-W4

FLANK DRIVE® IMPACT SOCKETS



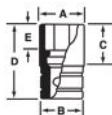
SIMML150

Extra-Deep, mm

mm	Stock No.	A	B	C	D	E
15	SIMML150	23.2	26.4	110.2	127.0	10.7
18	SIMML180	26.8	26.8	54.8	127.0	12.7

SIMML180 1/2" Drive 6-Point Metric 18 mm Flank Drive® Extra-Deep Impact Socket

- Applications include the removal and installation of the fuel tank hold down strap on International® 4400 chassis
- The fuel tank must be removed to replace the fuel sending unit
- 5" long to reach through the frame to access the fastener without the need of an extension

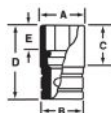


SIML160

Extra-Deep, inches

- Applications include removing or replacing fuel tank retaining strap nuts
- Also has applications for emergency brake adjustment nuts and stabilizer retainers

11	6	A	B	C	E
1/2	SIML160	25/32	15/16	4-1/4	3/8
9/16	SIML180	7/8	15/16	4-1/4	13/32
5/8	SIML200	31/32	1	4-1/4	15/32
11/16	SIML220	1-1/16	1-1/16	4-1/4	1/2
11/16	SIMDL220	1-1/16	1-1/16	4-1/4	1/2
3/4	SIML240	1-1/8	1-1/8	4-1/4	9/16
13/16	SIML260	1-1/4	1-1/4	4-1/4	19/32
7/8	SIML280	1-5/16	1-5/16	4-1/4	21/32
15/16	SIML300	1-3/8	1-3/8	4-1/4	23/32
1	SIML320	1-7/16	1-7/16	4-3/8	3/4
1-1/16	SIML340	1-9/16	1-9/16	4-5/32	25/32
1-1/8	SIML360	1-5/8	1-5/8	4-1/8	25/32
1-1/4	SIML402	1-3/4	1-3/4	5-1/8	1

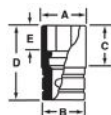


SIMMF14A

Extra-Deep/Thin Wall, mm

- Sockets are 34% thinner than a standard thin wall socket
- Used to access the nut on long studs and other hard-to-reach areas
- Ideal for wheel lugs

mm	Stock No.	A	B	C	D	E
14	SIMMF14A	20.6	23.8	50.8	76.2	25.4
17	SIMMF17A	23.8	23.8	50.8	76.2	25.4
21	SIMMF21A	28.6	28.6	50.8	76.2	25.4
22	SIMMF22A	30.2	30.2	50.8	76.2	25.4



SIMMF19A

Deep/Thin Wall, mm

mm	Stock No.	A	B	C	D	E
19	SIMMF19A	26.2	28.6	40.5	76.2	19
36	SIMDM360TW	47.2	44.5	72.8	88.9	22.9

SIMDM360TW 1/2" Drive 6-Point Metric 36 mm Flank Drive® Deep Pinion Flange Nut Impact Socket

- Thin-wall design provides extra room needed to remove and install the differential pinion flange nut on the 2012 Chevrolet® Camaro® (USA) and Holden Commodore (Australia) vehicles

FLANK DRIVE® IMPACT SWIVEL SOCKETS

1/2" DRIVE TOOLS



307RIPLMY

Set
Contains:
307RIPLMY

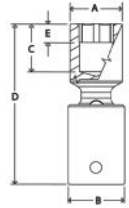
Low Profile Swivel, mm

mm	6	A	B	C	D	E	6
14	RIPLM14C	21.2	26.7	7.2	53.1	6.7	•
15	RIPLM15C	23.0	31.4	7.7	60.4	6.7	•
17	RIPLM17C	25.2	31.4	8.6	61.9	7.6	•
18	RIPLM18C	26.4	31.4	9.0	61.9	8.0	•
19	RIPLM19C	26.8	31.4	9.5	63.5	8.5	•
21	RIPLM21C	30.0	31.4	10.1	64.7	9.2	•
24	RIPLM24C	34.0	31.4	11.6	67.3	10.6	•

Sets include storage tray



RIPLM14C



312IPLM

Set
Contains:
312IPLM
307IPLMY

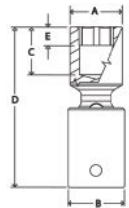
Shallow Swivel, mm

mm	6	12	A	B	C	D	E	6	6
18	IPLM10C	—	15.5	26.8	26.8	69.3	9.7	•	
11	IPLM11C	—	17.5	26.8	26.8	69.3	9.7	•	
12	IPLM12C	IPDLM12	18.0	26.8	26.8	69.3	9.7	•	
13	IPLM13C	IPDLM13A	19.7	26.8	26.8	69.3	9.7	•	
14	IPLM14C	—	21.3	26.8	26.8	69.3	9.7	•	•
15	IPLM15C	—	23.0	31.9	31.9	69.3	9.7	•	•
16	IPLM16C	IPDLM16A	24.4	31.9	31.9	71.1	10.4	•	•
17	IPLM17C	IPDLM17A	25.3	31.9	31.9	71.1	10.4	•	•
18	IPLM18C	IPDLM18A	26.5	31.9	31.9	71.1	10.4	•	•
19	IPLM19C	—	26.8	31.9	31.9	71.1	11.2	•	•
21	IPLM21C	—	30.0	31.9	31.9	71.1	12.7	•	•
22	IPLM22C	—	32.4	31.9	31.9	74.4	14.2	•	•
24	IPLM24C	—	34.0	31.9	31.9	74.4	15.0	•	•

Sets include storage tray.



IPDLM12

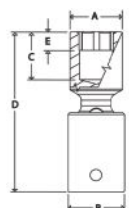


Deep Swivel, inches

mm	6	A	B	C	D	E
9/16	SIP18A	7/8	1-1/16	1-1/16	3-1/2	5/16
3/4	SIP24A	1-1/16	1-1/16	1-1/16	3-31/32	7/16



SIP18A

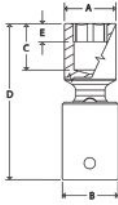


- Do not use chrome or industrial finish hand tools with power drivers or impact drivers.
- Wear safety goggles while using impact drivers.
- Do not hold swivel joint during use.
- Read Safety Precautions on pages W1-W4

FLANK DRIVE® IMPACT SWIVEL SOCKETS



IPSM21



Semi-Deep Swivel, mm

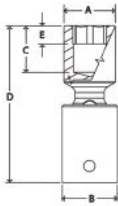
mm	6	A	B	C	D	E
15	IPSM15	23.0	31.9	31.9	80.6	9.7
18	IPSM18	26.5	31.9	31.9	82.4	10.4
21	IPSM21	30.0	31.9	31.9	82.4	12.7
22	IPSM22	32.4	31.9	31.9	82.4	14.2



307RIPLY



RIPL18C



Low Profile Swivel, inches

11	6	A	B	C	D	E	6
9/16	RIPL18C	27/32	1-1/16	5/16	2-3/16	1/4	•
5/8	RIPL20C	31/32	1-1/4	11/32	2-5/16	1/4	•
11/16	RIPL22C	1-1/16	1-1/4	11/32	2-7/16	5/16	•
3/4	RIPL24C	1-1/8	1-1/4	3/8	2-19/32	11/32	•
7/8	RIPL28C	1-9/32	1-1/4	7/16	2-27/32	7/16	•
15/16	RIPL30C	1-11/32	1-1/4	15/32	2-13/16	7/16	•
1-1/8	RIPL36C	1-9/16	1-1/4	17/32	3	1/2	•

Set includes storage tray

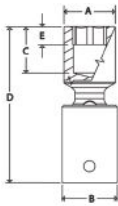
Set Contains: 307RIPLY



312IPL



IPL20C



Shallow Swivel, inches

11	6	12	A	B	C	D	E	6	6
1/2	IPL16C	IPDL16	25/32	1-1/32	1-1/32	2-3/4	5/16	•	
9/16	IPL18C	—	27/32	1-1/32	1-1/32	2-3/4	5/16	•	•
5/8	IPL20C	IPDL20	31/32	1-1/16	1-1/16	2-3/4	5/16	•	•
11/16	IPL22C	—	1-1/16	1-1/16	1-1/16	2-13/16	13/32	•	•
3/4	IPL24C	—	1-1/8	1-1/16	1-1/16	2-13/16	7/16	•	•
13/16	IPL26C	—	1-3/16	1-1/16	1-1/16	2-13/16	1/2	•	
7/8	IPL28C	—	1-9/32	1-1/16	1-1/16	2-15/16	17/32	•	•
15/16	IPL30C	—	1-11/32	1-1/16	1-1/16	2-15/16	19/32	•	•
1	IPL32C	—	1-11/32	1-1/16	1-1/16	2-15/16	21/32	•	
1-1/16	IPL34C	—	1-7/16	1-1/16	1-1/16	2-15/16	11/16	•	
1-1/8	IPL36C	—	1-9/16	1-1/16	1-1/16	3-1/8	3/4	•	•
1-3/16	IPL38C	—	1/16	1-1/4	1-1/4	3-3/8	23/32	•	
1-1/4	IPL40C	—	1-5/8	1-1/16	1-1/16	3-3/16	25/32		
1-5/16	IPL42C	—	1-3/4	1-1/16	1-1/16	3-3/16	7/8		

Sets include storage tray.

Set Contains: 312IPL 307RIPLY

SPECIAL APPLICATION IMPACT SOCKETS

1/2" DRIVE TOOLS



IMSLE180

IMSLE200

IMSLE240



305TTWYA

TORX®/Shallow Impact

#	Stock No.	A	B	C
E18	IMSLE180	29/32	29/32	1-1/2
E20	IMSLE200	15/16	15/16	1-1/2
E24	IMSLE240	1-1/16	1-1/16	1-1/2

IMSLE180 1/2" Drive TORX® E18 Shallow Impact Socket

- Remove and install brake rotor bolts on 2000–newer F550® Super Duty

IMSLE200 1/2" Drive TORX® E20 Shallow Impact Socket

- Various applications on Mercedes® and BMW® vehicles; heavy-duty trucks with Mercedes® engines and rear brake caliper bolts on BMW® X5®

IMSLE240 1/2" Drive TORX® E24 Shallow Impact Socket

- Used for front axle nut on M, C, E and S Class Mercedes-Benz® vehicles

Twist/Shallow, inches

Set Contains:

#	Stock No.	A	B	C	D	
3/4	TTWY241A	1-1/32	1	1	1-5/8	•
13/16	TTWY261A	1-1/8	1	1	1-5/8	•
7/8	TTWY281A	1-3/16	1-1/16	1	1-5/8	•
15/16	TTWY301A	1-1/4	1-3/16	1	1-5/8	•
1	TTWY321A	1-5/16	1-1/4	1	1-5/8	•

Set includes storage tray

305TTWYA 5 pc 1/2" Drive SAE Shallow Twist Impact Socket Set (Blue-Point®)

- Includes TTWY241A–TTWY321A (3/4–1")
- Removes rounded or damaged fasteners with almost any head configuration (hex, round, square and more)
- Can be used with an impact wrench
- Manufactured from heat-treated alloy steel
- Black industrial finish

Low-Profile TORX Plus® Impact (1/2")

IMSLEPL240 1/2" Drive 24EPL TORX Plus® Low-Profile Impact Socket

- Impact-rated TORX Plus® socket
- Low-profile geometry for use with low-profile fasteners
- Manufactured from special steel with higher alloy content
- Industrial finish helps protect against corrosion
- Precision machined and heat-treated for optimum strength and durability



IMSLEPL240

Shackle Pin

SPS10A 1/2" Drive SAE 41/64" Shackle Pin Impact Socket

- Designed with an oval configuration to service shackle pins on International® and Kenworth® semitrucks

SPS11A 1/2" Drive SAE 21/32 x 1-17/32" Shackle Pin Impact Socket

- Socket opening is 21/32 x 1-17/32"; 1-3/4" long

SPS12 1/2" Drive SAE 3/4 x 1-9/32" Shackle Pin Impact Socket

- For use on Freightliner® 120 Series and trucks with newer large spring bolts
- Impact rated 1/2" drive
- Socket opening is 3/4 x 1-9/32"; 1-3/4" long



SPS10A



A172A

Drum Plug Socket

A172A 1/2" Drive Drum Plug Socket

- One socket removes virtually all screw-in drum plugs or caps
- Spring-loaded inner wrench handles smaller plugs and recesses automatically when removing large plugs
- For use with a 1/2" drive ratchet or impact wrench



WARNING



- Wear safety goggles while using impact drivers.
- Do not hold swivel joint during use.
- Read Safety Precautions on pages W1–W4

SPECIAL APPLICATION IMPACT SOCKETS



S6324

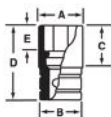
Crankshaft Bolt Socket

S6324 1/2" Drive 6-Point Metric 24 mm Crankshaft Bolt Impact Socket

- Used for removing and installing crankshaft bolts on Audi® A4®, A6® and A8® vehicles
- Socket is 1/2" drive 24 mm and overall length is 2" which is critical to the crankshaft bolt application
- Flank Drive® wrenching system grips fastener on the flanks/flats, increasing torque by 15–20% while preventing the fastener from rounding, and increasing the life of the socket



DPSM16



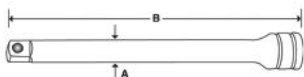
Shallow/10-Point, mm

mm	10	A	B	C	D
16	DPSM16	24.6	24.6	38.1	11.9

DPSM16 1/2" Drive 10-Point Metric 16 mm Shallow Impact Socket

- Used for removing the rear lower control arm bolts on 2001 and newer Honda® Civic® and Acura® RSX® vehicles
- Forged from tough alloy steel
- Heat-treated to a lower hardness to add impact resistance and ductility

POWER ACCESSORIES



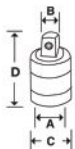
PS10

Extensions/Lock Button, Industrial

Stock No.	A	B
PS2	5/8	2
PS3	5/8	3-1/2
PS5	5/8	5
PS10	5/8	10

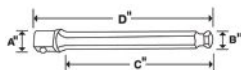


PA2A



Adaptors (Power)

Stock No.	Socket Attachment	A	B	C	D
PA4F	Pin Type	1/2	3/8	15/16	1-13/16
PA2A	Pin Type	3/8	1/2	3/4	1-5/16



A3011A

Hex Shanks (Power)

Stock No.	Socket Attachment	A	B	C	D
A3011A	Pin Type	1/2	7/16	1-1/4	2-3/4

Deep, mm, Industrial

mm	6	A	B	C	D	E
17	SPM17	24.6	24.6	66.6	82.6	12.7
19	SPM19	26.4	26.4	64.8	82.6	11.9
21	SPM21	28.3	28.3	64.8	82.6	12.3



SPM19

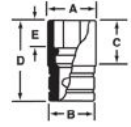


Double Square/Shallow, inches, Industrial

II	8	A	B	C	D	E
3/8	P412	13/32	7/8	7/8	1-1/2	5/16
7/16	P414	13/16	15/16	7/8	1-1/2	3/8
1/2	P416	29/32	1	7/8	1-1/2	5/16
9/16	P418	1	1-1/8	7/8	1-1/2	1/2
5/8	P420	1-3/32	1-3/16	7/8	1-1/2	1/2
11/16	P422	1-7/32	1-1/4	7/8	1-1/2	13/32
3/4	P424	1-5/16	1-3/8	7/8	1-1/2	9/16
13/16	P426	1-7/16	1-7/16	7/8	1-1/2	5/8
7/8	P428	1-1/2	1-1/2	1-1/32	1-3/4	5/8
1	P432	1-23/32	1-3/4	1-1/8	1-3/4	3/4



P412

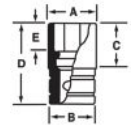


Double Square/Deep, inches, Industrial

II	8	A	B	C	D	E
13/16	SIPR426	1-7/16	1-3/8	2-9/16	3-1/4	5/8
1	SIPR432	1-3/4	1-1/2	2-11/16	3-1/2	3/4
1-1/8	SIPR436	1-15/16	1-51/64	2-23/32	3-1/2	27/32



SIPR426

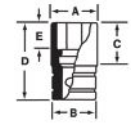


Double Square/Extra-Deep, inches, Industrial

II	8	A	B	C	D	E
1-1/8	SIPRL436	1-15/16	1-1/2	4-13/32	5	27/32



SIPRL436

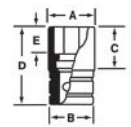


Shallow Magnetic, inches, Industrial

II	6	A	B	D	E
3/8	MPK121A	19/32	7/8	1-1/2	1/8
7/16	MPK141A	11/16	7/8	1-1/2	5/32
1/2	MPK161A	25/32	15/16	1-1/2	5/32
9/16	MPK181A	7/8	15/16	1-1/2	5/32



MPK121A

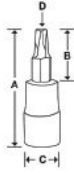


- Do not use adaptors with impact drivers.
- Do not exceed torque stamped on adaptor.
- Do not use chrome or industrial finish hand tools with impact drivers.
- Do not use power sockets or accessories with impact drivers.
- Do not use power tools or accessories with impact drivers.
- Read Safety Precautions on pages W1-W4

POWER BIT SOCKETS



PSTX50E



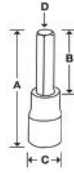
★ TORX®/Standard (Power), Industrial (1/2")

#	Stock No.	A	B	C	D
T45	PSTX45E	2-29/64	61/64	29/32	FTX45E2
T50	PSTX50E	2-29/64	61/64	29/32	FTX50E2
T55	PSTX55E	2-29/64	61/64	1-1/4	FTX55E2
T50	PSTX500E*	2-29/64	61/64	29/32	FTX500E2

*GM® Style TORX®



PSA10E



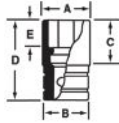
Hex/Standard (Power), inches, Industrial (1/2")

		A	B	C	D
5/16	PSA10E	2-29/64	61/64	29/32	FA10E2
3/8	PSA12E	2-41/64	1-9/64	29/32	SA12E2
7/16	PSA14E	2-57/64	1-25/64	29/32	SA14E2
1/2	PSA16E	3-1/8	1-5/8	29/32	SA16E2
9/16	PSA18E	3-13/64	1-21/32	1-1/32	SA18E2
5/8	PSA20E	3-13/32	1-41/64	1-11/64	LAW120E2
3/4	PSA24E	4-3/64	2-15/64	1-3/8	LAW124E2

SURFACE DRIVE SOCKETS



DTM15A

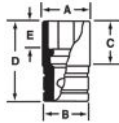


Shallow, mm, Natural

mm	6	A	B	C	D	E
15	DTM15A	22.3	22.9	21.3	38.1	10.7



DTSM13A

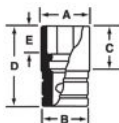


Deep, mm, Natural

mm	6	A	B	C	D	E
13	DTSM13A	19.3	21.8	65.8	82.6	10.2
15	DTSM15A	22.3	21.8	65.8	82.6	10.7



DTS16A

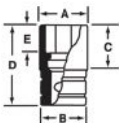


Deep, inches, Natural

	6	A	B	C	D	E
1/2	DTS16A	3/4	29/32	2-19/32	3-1/4	13/32
9/16	DTS18A	13/16	29/32	2-19/32	3-1/4	13/32



M3115



Surface Drive (M-Series)

- Snap-on® M-Series sockets offer a precise fit, optimum hardness, durability, ring-groove and pin hole for use on a variety of industrial fastening applications
- M-Series sockets feature surface drive technology to ensure a long service life
- Used in the industrial market for assembly line work
- The lead-in chamfer and special design of these sockets will engage with a fastener while rotating on a power nut runner




mm	6	A	B	C	D	E
11	M3111	16.6	23.6	19.1	38.1	8.1
13	M3113	22.0	23.6	19.1	38.1	9.7
15	M3115	23.6	23.6	21.3	38.1	12.4
18	M3118	28.4	28.4	21.3	38.1	11.2
15	M3215	23.6	23.6	40.4	57.2	12.4



6/12-Point, Inches, Chrome

59 pc 1/2" Drive 6-/12-Point SAE Shallow/Deep/Universal General Service Socket Set

- Includes (16) 12-point Shallow Sockets (3/8–1-5/16")
- Includes (11) 6-point Deep Sockets (1/2–1-1/8")
- Includes (10) 12-point deep sockets (1/2–1-1/16")
- Includes (7) 6-point Universal Sockets (9/16–15/16")
- Includes Ratchet Spinner, Speeder, Universal Joint, Sliding T-Handle, Ratcheting Adaptor, Dual 80® Technology Standard Handle Ratchet, 18" Breaker Bar, 2" Extension, 5" Knurled Extension, 11" Knurled Extension, 3-1/2" Extension and 1/4–1/2" capacity Stud Remover
- Includes metal box

	12-Point Shallow Sockets		6-Point Deep Sockets		12-Point Deep Sockets
	3/8	1/2	TS161A	1/2	S161A
	7/16	9/16	TS181A	9/16	S181A
	1/2	5/8	TS201	5/8	S201
	9/16	11/16	TS221	11/16	S221
	5/8	3/4	TS241	3/4	S241
	11/16	13/16	TS261	13/16	S261
	3/4	7/8	TS281	7/8	S281
	13/16	15/16	TS301	15/16	S301
	7/8	1	TS321	1	S321
	15/16	1-1/16	TS341	1-1/16	S341
	1	1-1/8	TS361		
	1-1/16	SW341			
	1-1/8	SW361			
	1-3/16	SW381			
	1-1/4	SW401			
	1-5/16	SW421			

ASME®/ANSI® B107.1

6-Point Universal Socket Set	307SUY**	9/16–15/16" (7 pc)
Also Includes	A17A	1/2" Drive 15/16" Blade Width Drag Link Socket
	A80A	Stud Remover
	KRA21G	Metal Box
	LR570A†	1-19/32" Ratchet Spinner
	S12L†	12" Sliding T-Handle
	S4†	18-7/8" Speeder
	S8	2-11/16" Universal Joint
	S77A†	Ratchet Adaptor
	S80A†	Standard Handle Ratchet
	SL80A†	Long Handle
	SN18B†	18" Breaker Bar
	SX2*	2" Extension
	SXK3**	3-1/2" Extension
	SXK5**	5" Knurled Extension
	SXK11**	11" Knurled Extension


Set includes storage tray
**ASME®/ANSI® B107.10M

*Not knurled
†ASME®/ANSI® B107.10

12-Point, mm, Chrome

45 pc 1/2" Drive 12-Point Metric Shallow/Deep General Service Socket Set

- Includes (45) metric 12-point Flank Drive® shallow socket set (10–32 mm), metric 12-point Flank Drive® deep socket set (12–24 mm), speeder, universal joint, sliding t-handle, ratchet adaptor, Dual 80® Technology standard handle ratchet, 18" breaker bar, 3-1/2" extension, 5" knurled extension and 11" knurled extension

	Stock No.
10	SWM101A
11	SWM111A
12	SWM121A
13	SWM131A
14	SWM141A
15	SWM151A
16	SWM161
17	SWM171
18	SWM181
19	SWM191
20	SWM201
21	SWM211
22	SWM221
23	SWM231
24	SWM241
25	SWM251
26	SWM261
27	SWM271
28	SWM281
29	SWM291
30	SWM301
31	SWM311
32	SWM321

12-Point Universal Socket Set	313SMYA	13 pc 1/2" Drive 12-Point Metric Flank Drive® Deep Socket Set
Also Includes	S12L	1/2" Drive 12" Sliding T-Handle
	S4	18-7/8" Speeder
	S8	2-11/16" Universal Joint
	S77A	Ratchet Adaptor
	S80A	Standard Handle Ratchet
	SN18B	18" Breaker Bar
	SXK3	3-1/2" Extension
	SXK5	5" Knurled Extension
	SXK11	11" Knurled Extension

Sets include storage tray

ASME®/ANSI® B107.1




- Do not use chrome or industrial finish hand tools with power drivers or impact drivers.
- Wear safety goggles (user and bystanders).
- For hand use only.
- Read Safety Precautions on pages W1–W4

GENERAL SERVICE SETS



317MSPC

6-Point, Inches, Chrome

	6-Point Shallow Sockets
3/8	TW121A
7/16	TW141A
1/2	TW161A
9/16	TW181A
5/8	TW201
11/16	TW221
3/4	TW241
13/16	TW261
7/8	TW281
15/16	TW301
1	TW321
1-1/16	TW341
1-1/8	TW361


Also Includes	S80A	Standard Handle Ratchet
	SN18B	18" Breaker Bar
	SXK5	5" Knurled Extension
	SXK11	11" Knurled Extension

ASME®/ANSI® B107.10



317MPC

12-Point, Inches, Chrome

	Stock No.
3/8	SW121A
7/16	SW141A
1/2	SW161A
9/16	SW181A
5/8	SW201
11/16	SW221
3/4	SW241
13/16	SW261
7/8	SW281
15/16	SW301
1	SW321
1-1/16	SW341
1-1/8	SW361


Also Includes	S80A	Standard Handle Ratchet
	SN18B	18" Breaker Bar
	SXK5	5" Knurled Extension
	SXK11	11" Knurled Extension

ASME®/ANSI® B107.10



317AMMPC

6-Point, mm Chrome

	6-Point Shallow Sockets
12	TWM12A
13	TWM13A
14	TWM14A
15	TWM15A
16	TWM16
17	TWM17
18	TWM18
19	TWM19
20	TWM20
21	TWM21
22	TWM22
23	TWM23
24	TWM24


Also Includes	S80A	Standard Handle Ratchet
	SN18B	18" Breaker Bar
	SXK5	5" Knurled Extension
	SXK11	11" Knurled Extension

ASME®/ANSI® B107.10



344AMB

6/12-Point, Inches, Chrome

	12-Point Shallow Sockets	Size, Inches	12-Point Deep Sockets
3/8	SW121A	1/2	S161A
7/16	SW141A	9/16	S181A
1/2	SW161A	5/8	S201
9/16	SW181A	11/16	S221
5/8	SW201	3/4	S241
11/16	SW221	13/16	S261
3/4	SW241	7/8	S281
13/16	SW261	15/16	S301
7/8	SW281	1	S321
15/16	SW301	1-1/16	S341
1	SW321	1-1/8	S361
1-1/16	SW341		
1-1/8	SW361		
1-3/16	SW381		
1-1/4	SW401		
1-5/16	SW421		

6-Point Universal Socket Set	307SUY	9/16–15/16" (7 pc)
Also Includes	LR570A	1-19/32" Ratchet Spinner
	S4	18-7/8" Speeder
	S8	2-11/16" Universal Joint
	S12L	12" Sliding T-Handle
	S77A	Ratchet Adaptor
	S80A	Standard Handle Ratchet
	SN18B	18" Breaker Bar
	SX2	2" Extension
	SXK5	5" Knurled Extension
	SXK11	11" Knurled Extension

ASME®/ANSI® B107.10

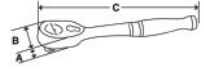
RATCHETS, HANDLES AND ACCESSORIES (Blue Point®)



BPRSR940



BPRSR940SG



Quick-Release Ratchets (Blue-Point®) (1/2")

Stock No.	Description	Gear Teeth	Gear Action	A	B	C
BPRSR940	1/2" Drive Standard Handle Quick-Release Ratchet (Blue-Point®)	40	9°	23/32	1-23/32	9-7/8
BPRSR940SG	1/2" Drive Soft Grip Standard Handle Quick-Release Ratchet (Blue-Point®)	40	9°	23/32	1-23/32	9-7/8

ASME®/ANSI® B107.10

BPR703 3 pc Standard Handle Quick-Release Ratchet Set (Blue-Point®)

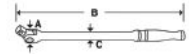
- Includes 1/4" Drive BPRTR936, 3/8" Drive BPRFR938 and 1/2" Drive BPRSR940 Ratchets (3 pc) in a storage tray
- Features quick-release button for rapid socket/accessory changes, even with greasy or oily hands
- Contoured handle for comfort and control
- Chrome finish for easy cleanup
- All ratchets in series meet or exceed ANSI® B107-10M-1996 specifications



BLPBB1215



BLPBB1224



Breaker Bars (Blue-Point®) (1/2")

Stock No.	Description	A	B	C
BLPBB1215	1/2" Drive 15" Breaker Bar	1-1/8	15	3/4
BLPBB1224 [‡]	1/2" Drive 12-24" Adjustable Breaker Bar	1-1/16	12-24	5/8-7/8



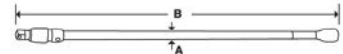
S13TURBO



SXLBP3



SXLBP10



Turbo T-Handle (Blue-Point®)


Stock No.	Description	Handle Type
S13TURBO	1/2" Square Drive Turbo Speed T-Handle (Blue-Point®)	Turbo T-Handle

Locking Extensions, Chrome (Blue-Point®)

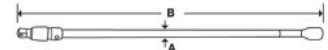
Stock No.	B
SXLBP3	3
SXLBP6	6
SXLBP10	10



BLPEXTK123



BLPEXTL1212



Knurled Extensions, Chrome (Blue-Point®)

Stock No.	B
BLPEXTK123	3
BLPEXTK126	6
BLPEXTK1210	10

Extra-Long Locking Extensions (Blue-Point®)

- Smooth, durable chrome finish
- Made from tough 6130 steel
- Secure socket retention
- Do not use with power or impact tools

Set Contains:

Stock No.	Description	B	
BLPEXTL1212	1/2" Drive 12" Extra-Long Locking Extension (Blue-Point®)	12-1/8	•
BLPEXTL1218	1/2" Drive 18" Extra-Long Locking Extension (Blue-Point®)	18	•
BLPEXTL1224	1/2" Drive 24" Extra-Long Locking Extension (Blue-Point®)	24	•

Set includes storage tray



BLPUJ12

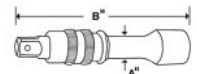


Universal Joints, Chrome (Blue-Point®)

Stock No.	B
BLPUJ12	2-3/4



303AIMXL



Extra-Long Locking Impact Extensions (Blue-Point®)

Set Contains:

Stock No.	Description	A	B	
IMXL182	1/2" Drive 18" Locking Impact Extension (Blue-Point®)	5/8	18	•
IMXL242	1/2" Drive 24" Locking Impact Extension (Blue-Point®)	5/8	24	•
IMXL312	1/2" Drive 31" Locking Impact Extension (Blue-Point®)	5/8	31	•

Set includes storage tray



- Do not use "cheater bars" on handles.
- Pull, do not push on handle.
- Do not use chrome or industrial finish hand tools with power drivers or impact drivers.
- These products can expose you to chemicals which are known to the state of California to cause cancer and reproductive harm. See pages P1-P2 for details.
- Read Safety Precautions on pages W1-W4

SOCKETS (Blue Point®)



BLPSM1216

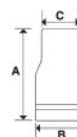


Shallow, mm, Chrome (Blue-Point®)

mm	6	A	B	C
12	BLPSM1212	38	21.9	17.9
13	BLPSM1213	38	21.9	19.1
14	BLPSM1214	38	21.9	20.4
15	BLPSM1215	38	21.6	21.6
16	BLPSM1216	38	22.9	22.9
17	BLPSM1217	38	24.1	24.1
18	BLPSM1218	38	25.4	25.4
19	BLPSM1219	38	26.5	26.5
20	BLPSM1220	38	27.8	27.8
21	BLPSM1221	38	28.5	28.5
22	BLPSM1222	41	29.9	29.9
23	BLPSM1223	41	31.1	31.1
24	BLPSM1224	41	32	32
27	BLPSM1227	44	36	36
30	BLPSM1230	44	39.8	39.8
32	BLPSM1232	44	42	42



BLPS1234



Shallow, Inches, Chrome (Blue-Point®)

II	6	A	B	C
3/8	BLPS1238	1-1/2	55/64	39/64
7/16	BLPS12716	1-1/2	55/64	5/8
1/2	BLPS1212	1-1/2	55/64	3/4
9/16	BLPS12916	1-1/2	55/64	13/16
5/8	BLPS1258	1-1/2	29/32	29/32
11/16	BLPS121116	1-1/2	31/32	31/32
3/4	BLPS1234	1-1/2	1-1/16	1-1/16
13/16	BLPS121316	1-1/2	1-1/8	1-1/8
7/8	BLPS1278	1-5/8	1-11/64	1-11/64
15/16	BLPS121516	1-5/8	1-1/4	1-1/4
1	BLPS121	1-5/8	1-21/64	1-21/64
1-1/16	BLPSB121116	1-3/4	1-13/32	1-13/32
1-1/8	BLPSB12118	1-3/4	1-1/2	1-1/2
1-3/16	BLPSB121316	1-3/4	1-9/16	1-9/16
1-1/4	BLPSB12114	1-3/4	1-21/32	1-21/32



BLPTE1220



★ TORX®/External, Chrome (Blue-Point®)

#	Stock No.	A	B	C
E18	BLPTE1218	1-9/16	7/8	7/8
E20	BLPTE1220	1-9/16	29/32	29/32
E22	BLPTE1222	1-9/16	1	1
E24	BLPTE1224	1-9/16	1-1/8	1-1/8

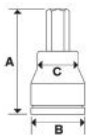
TORX® BIT SOCKETS (Blue Point®)



BLPTL1255



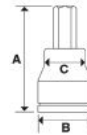
BLPT1255



BLPT1255TP



BLPTL1255TP



★ TORX®/Tamper-Resistant, Chrome (Blue-Point®) (1/2")

TORX®/Standard (Blue-Point®)

	#	Stock No.	A	B	C
Standard	T55	BLPT1255	2-23/64	7/8	23/32
	T60	BLPT1260	2-23/64	7/8	25/32
Long	T55	BLPTL1255	4-15/64	7/8	23/32
	T60	BLPTL1260	4-15/64	7/8	25/32

	#	Stock No.	A	B	C
Standard	T55	BLPT1255TP	2-23/64	7/8	23/32
	T60	BLPT1260TP	2-23/64	7/8	25/32
Long	T55	BLPTL1255TP	4-15/64	7/8	23/32
	T60	BLPTL1260TP	4-15/64	7/8	25/32

HEX BIT SOCKETS (Blue Point®)

Hex/Standard, mm, Chrome (Blue-Point®) (1/2")



BLPH1214

mm		A	B	C
10	BLPH1210	60	22.5	18
14	BLPH1214	61	25	25
17	BLPH1217	61	28	28
19	BLPH1219	61	30	30
12	BLPHM1212	60	22.5	20

Hex/Standard, Inches, Chrome (Blue-Point®) (1/2")



BLPH12916

		A	B	C
1/2	BLPH1212	2-13/32	7/8	25/32
3/4	BLPH1234	2-13/32	1-3/16	1-3/16
5/8	BLPH1258	2-13/32	1-1/16	1-1/16
7/16	BLPH12716	2-13/32	7/8	25/32
9/16	BLPH12916	2-13/32	1	1

COMBINATION BIT SOCKET SETS (Blue Point®)

Combination Bit Socket Sets (Blue-Point®)

BLPTSSC43 43 pc Combination Drive TORX® Socket and TORX® Bit Socket Set (Blue-Point®)

- 1/4" drive components include (5) External Sockets (E4–E8), (10) Tamper-Resistant TORX® Bit Sockets (T6–T30) and (10) Tamper-Resistant TORX® Long Bit Sockets (T6–T30)
- 3/8" drive components include: (4) External TORX® Sockets (E10–E16), (3) Tamper-Resistant TORX® Bit Sockets (T40, T45 and T50) and (3) Tamper-Resistant TORX® Long Bit Sockets (T40, T45 and T50)
- 1/2" drive components include: (4) External TORX® Sockets (E18–E24), (2) Tamper-Resistant TORX® Bit Sockets (T55 and T60) and (2) Tamper-Resistant TORX® Long Bit Sockets (T55 and T60)
- Includes storage case



BLPTSSC43

BLPHSSC30 30 pc Combination Drive Hex Bit Socket Set (Blue-Point®)

- 1/4" drive components include (6) SAE Hex Bit Sockets (1/8–1/4") and (5) Metric Hex Bit Sockets (2.5–6 mm)
- 3/8" drive components include (5) SAE Hex Bit Sockets (7/32–7/16") and (5) Metric Hex Bit Sockets (6–10 mm)
- 1/2" drive components include (4) SAE Hex Bit Sockets (1/2–3/4") and (5) Metric Hex Bit Sockets (10–19 mm)
- Includes storage case



BLPHSSC30

BLPHSSC30PB Case for BLPHSSC30 (Blue-Point®)

- Case only

BLPTH87 87 pc TORX® and Hex Bit Socket Set (Blue-Point®)

- 1/4" drive components include (5) External TORX® Sockets (E4–E8), (10) TORX® Bit Sockets (T6–T30), (10) Long TORX® Bit Sockets (T6–T30), (5) Metric Hex Bit Sockets (2.5–6 mm), (3) Long Metric Hex Bit Sockets (4–6 mm), (6) Hex Bit Sockets (1/8–1/4") and (3) Long Hex Bit Sockets (1/8–3/16")
- 3/8" drive components include (4) External TORX® Sockets (E10–E16), (3) TORX® Bit Sockets (T40–T50), (3) Long TORX® Bit Sockets (T40–T50), (5) Metric Hex Bit Sockets (6–10 mm), (4) Long Metric Hex Bit Sockets (7–10 mm), (4) Hex Bit Sockets (7/32–3/8") and (4) Long Hex Bit Sockets (7/32–3/8")
- 1/2" drive components include (4) External TORX® Sockets (E18–E24), (2) TORX® Bit Sockets (T55, T60), (2) Long TORX® Bit Sockets (T55, T60), (5) Metric Hex Bit Sockets (10–19 mm) and (5) Hex Bit Sockets (7/16–3/4")
- Includes storage case



BLPTH87

GENERAL SERVICE SETS

General Service Set (Blue-Point®) (1/2")

- Great for use at home or on the road
- Set offers full range of deep and shallow sockets for the most common fastener applications
- Smallest and most compact general service set offered yet
- Compact case fits in a shallow Snap-on® tool box drawer

BLPGSS1233 33 pc 1/2" Drive SAE/Metric General Service Socket Set (Blue-Point®)

- Includes (15) SAE (3/8–1-1/4") (12) Metric (12–24 mm) Standard Sockets, Breaker Bar, Universal Joint, Quick-Release Ratchet and (3) Extensions (3, 6 and 10")
- Includes storage case



BLPGSS1233



WARNING



• Do not use chrome or industrial finish hand tools with power drivers or impact drivers.
• Read Safety Precautions on pages W1–W4

RATCHET HEAD/HANDLES

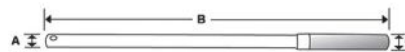


Ratchet Heads, Sealed (3/4")

Stock No.	Description	Gear Teeth	Swing Arc	A	B	C
L872	Sealed Ratchet Head	32	11°	1-1/4	2-1/2	5-15/16
GL872	Sealed Ratchet Head	32	11°	1-1/4	2-1/2	5-15/16

ASME®/ANSI® B107.10

Handles, Chrome (3/4")



Stock No.	Description	A	B	C
L872RM	Long 36" Handle (lock button end/knurled end)	15/16	36	1-1/8
L872RJ	Short 19-1/4" Handle (lock button end/knurled end)	15/16	19-1/4	1-1/8
L872H	Short 19-1/4" Handle (lock button both ends)	13/16	19-1/4	15/16

ASME®/ANSI® B107.10



Head and Handle Combinations (3/4")

	Heads Using 13/16" (small) diameter handle holes	Heads Using 15/16" (large) diameter handle holes	
	L52B Sliding Head	L872 Sealed Ratchet Head	L8112A Breaker Bar Head
Short 19-1/4" Handle (lock button end/knurled end)	L872H	—	L872H
Short 19-1/4" Handle (lock button both ends)	—	L872RJ	L872RJ
Long 36" Handle (lock button end/knurled end)	—	L872RM	L872RM

DRIVE HANDLES



L8112A



L52B

Breaker Bar, Chrome (3/4")

Stock No.	A	B	B	Use with Handle
L8112A	15/16	1-9/16	3-11/16	L872RM or L872RJ

ASME®/ANSI® B107.10

Sliding T-Handle, Chrome (3/4")

Stock No.	A	B
L52B	1-1/2	2-5/16

ASME®/ANSI® B107.10

L52B 3/4" Drive 2-5/16" Head Depth Sliding T-Handle Head

- Designed for heavier applications
- Can be used as a T-handle or as an offset wrench
- Spring-and-friction ball holds head in position
- Use with L872H handle

SOCKET/RATCHET ACCESSORIES



L32

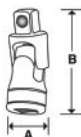
GL42

Extensions/Lock Button (3/4")

Stock No.	Industrial Stock No.	A	B
L32	GL32	15/16	3
L42	GL42	15/16	5
L62	GL62	15/16	8
L122	GL122	15/16	16



L82A



Universal Joint, Chrome

Stock No.	A	B
L82A	1-9/16	3-7/8

SOCKET/RATCHET ACCESSORIES

3/4" DRIVE TOOLS

Square Drive Adaptors, Industrial (3/4")

Stock No.	A	B	C	D
GLA12B	1/2	3/4	1-1/8	1-7/8
GLAS1F	3/4	1/2	1-7/16	2-7/16
GLA72A	3/4	1	1-7/16	2-5/8
GLA124A	1	3/4	1-13/16	2-3/4

ASME®/ANSI® B107.10



GLAS1F



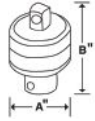
Ratchet Adaptor, Chrome (3/4")

Stock No.	Description	Gear Teeth	Gear Action	A	B
L672B	Ratchet Adaptor	44	8.2°	2-1/2	3-15/16

ASME®/ANSI® B107.10



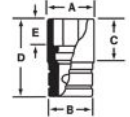
L672B







FLANK DRIVE® SOCKETS



411LDH



Shallow, Inches, Chrome

		A	B	C	D	E		
3/4	LDH242	1-1/8	1-7/16	1-9/32	2-9/32	39/64		•
13/16	LDH262	1-7/32	1-7/16	1-9/32	2-9/32	21/32		•
7/8	LDH282	1-5/16	1-7/16	1-9/32	2-9/32	23/32		•
15/16	LDH302	1-3/8	1-7/16	1-9/32	2-9/32	47/64		•
31/32	LDH312	1-25/64	1-7/16	1-9/32	2-9/32	43/64		•
1	LDH322	1-1/2	1-7/16	1-9/32	2-9/32	3/4		•
1-1/16	LDH342	1-9/16	1-1/2	1-11/32	2-9/32	49/64		•
1-1/8	LDH362	1-5/8	1-37/64	1-9/32	2-9/32	51/64		•
1-3/16	LDH382	1-11/16	1-41/64	1-9/32	2-9/32	27/32		•
1-1/4	LDH402	1-3/4	1-45/64	1-1/4	2-9/32	27/32		•
1-5/16	LDH422A	1-7/8	1-27/32	1-9/32	2-3/8	55/64		•
1-5/16	LDH442	1-61/64	1-3/4	1-9/16	2-1/2	29/32		•
1-7/16	LDH462	2-1/8	1-3/4	1-9/16	2-1/2	31/32		•
1-1/2	LDH482	2-1/8	1-3/4	1-9/16	2-1/2	1-1/64		•
1-9/16	LDH502	2-3/16	1-3/4	1-9/16	2-1/2	1-5/32	•	
1-5/8	LDH522	2-1/4	1-3/4	1-19/32	2-1/2	1-5/32	•	
1-11/16	LDH542	2-25/64	1-3/4	1-13/16	2-3/4	1-3/16	•	
1-3/4	LDH562	2-7/16	1-3/4	1-13/16	2-3/4	1-7/32	•	
1-13/16	LDH582	2-1/2	1-3/4	1-13/16	2-3/4	1-1/4	•	
1-7/8	LDH602	2-9/16	1-3/4	2-1/16	3	1-19/64	•	
2	LDH642	2-3/4	1-3/4	2-5/16	3-1/4	1-19/64	•	
2-1/16	LDH662	2-3/4	1-3/4	2-1/16	3	1-3/8		
2-1/8	LDH682	2-61/64	1-3/4	2-5/16	3-1/4	1-7/16		
2-3/16	LDH702	2-15/16	1-3/4	2-5/16	3-1/4	1-1/2		
2-1/4	LDH722	3-1/8	1-3/4	2-9/16	3-1/2	1-1/2		
2-3/8	LDH762	3-1/4	1-3/4	2-13/16	3-3/4	1-3/4		

Sets include storage tray

ASME®/ANSI® B107.1



- Do not use "cheater bars" on handles.
- Pull, do not push on handle.
- Do not use adaptors with impact drivers. Do not exceed torque stamped on adaptor.
- Do not use chrome or industrial finish hand tools with power drivers or impact drivers.
- Read Safety Precautions on pages W1-W4

FLANK DRIVE® SOCKETS



LDHM222



Shallow, mm, Chrome

mm	12	A	B	C	D	E
22	LDHM222	31.1	34.6	30.2	50.8	17.1
24	LDHM242	33.4	34.6	31.8	50.8	17.9
27	LDHM272	37.3	39.5	31.8	54.0	19.9
30	LDHM302	41.0	39.8	34.0	57.2	21.8
36	LDHM362	49.3	41.2	35.1	58.7	22.1

ASME®/ANSI® B107.5



LS342



Deep, Inches, Chrome

12	6	A	B	C	D	E
1-1/16	LS342	1-9/16	1-1/2	2-3/4	3-1/2	1

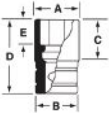
SPLINE SOCKETS

Snap-on® spline wrenching tools have been developed to service high-tensile strength spline nuts and bolts widely used on both military and commercial aircraft. Precise radial spline teeth engage the fastener teeth over a wider area to minimize stress, and allow application of high torque to reduce risk of damage to the fastener or to the tool.

Chrome tools comply with Military Spec. MS-33787 and MIL-W-8982. The unique spline wrenching configuration can also be used on ordinary 6- and 12-point fasteners with an advantage similar to the Snap-on® Flank Drive® wrenching system.



LES242B



3/4" Drive Shallow, Inches, Chrome

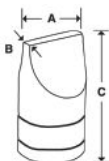
12	6	Stock No.	A	B	C	D	E
#24	3/4	LES242B	1-1/16	1-3/8	1-25/32	1-25/32	5/8
#26	13/16	LES262B	1-5/32	1-3/8	13/16	1-25/32	21/32
#28	7/8	LES282B*	1-9/32	1-3/8	7/8	1-27/32	23/32
#30	15/16	LES302B*	1-3/8	1-3/8	15/16	1-29/32	25/32
#32	1	LES322B	1-15/32	1-15/32	1	1-31/32	13/16
#34	1-1/16	LES342B*	1-9/16	1-9/16	1-1/16	2-1/32	7/8
#36	1-1/8	LES362B	1-21/32	1-1/2	1-3/16	2-3/16	15/16

*Not AS954 Compliant

SPECIAL APPLICATION SOCKETS



GLD138



Drag Link Sockets, Industrial

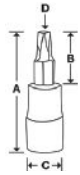
Stock No.	B x A	A	B	C
GLD138	13/64 x 1-3/8	1-3/8 (35)	13/64	2-3/16
GLD139	1/4 x 1-11/16	1-11/16 (43)	1/4	2-3/16

TORX®/Standard, Industrial (3/4")

#	Stock No.	A	B	C
T60	T602E	4-31/32	2-13/16	1-5/8
T80	T802E	4-3/8	2-13/64	1-5/8
T90	T902E	4-3/8	2-13/64	1-5/8



T602E

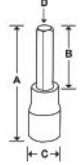


Hex/Standard (Impact), mm (3/4")

mm		A	B	C
17	LAWM17E	104.9	49.5	41.1
19	LAWM19E	112	56.6	41.1



LAWM17E

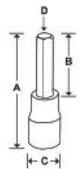


Hex/Standard (Impact), inches (3/4")

		A	B	C
5/8	LAW120E	3-3/4	1-39/64	1-5/8
3/4	LAW124E	4-3/8	2-7/32	1-5/8



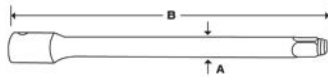
LAW120E



IMPACT ACCESSORIES



IM122B



Extensions (Impact)

Stock No.	A	B
IM132A	1	3
IM62B	1	7
IM92B	1	10
IM122B	1	13



IP82



Swivel Ball Universal Joint (Impact)

- Maximum accessibility design
- No internal spring used

Stock No.	A	B
IP82	1-3/4	3-5/32



IM124B



Square Drive Adaptors (Impact)

Stock No.	A	B	C	D
IM72	3/4	1 with Pin Hole	1-5/8	2-9/16
IM124B	1	3/4 with Pin Hole	2-3/8	2-13/16



IM243P

3/4" Drive Locking Rings and Pins

Stock No.	Description	Use with
IM182R	Rubber Locking Ring	All 3/4" Drive Sockets/Accessories
IM182P	Steel Locking Pin	All 3/4" Drive Sockets/Accessories
IMR2	Socket Retainer	All 3/4" Drive Sockets/Accessories
IM243R	Synthetic Rubber Locking Ring	1" Drive Sockets/Accessories up to 1-3/8" (35 mm) Plus IM124 Adaptor
Use the following for the IM124B Adaptor:		
IM243P	Steel Locking Pin	1" Drive Sockets/Accessories up to 1-3/8" (35 mm)

For use on SIM, IM, IMM and SIMM sockets and other accessories.

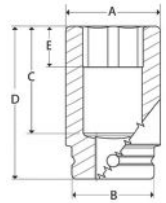


- Wear safety goggles while using impact drivers.
- Do not hold swivel joint during use.
- Do not use chrome or industrial finish hand tools with power drivers.
- Read Safety Precautions on pages W1-W4

FLANK DRIVE® IMPACT SOCKETS



IMM302



Shallow, mm

Set Contains: **425MM**

mm	6	12	A	B	C	D	E	6
17	IMM172A	—	29.2	41.1	27.2	50.8	13.7	•
18	IMM182A	—	31.6	41.1	27.2	50.8	12.7	•
19	IMM192A	IMMD192A	31.8	41.1	27.2	50.8	13.7	•
20	IMM202A	IMMD202B	35.1	41.1	27.2	50.8	14.0	•
21	IMM212A	IMMD212	34.9	41.1	27.2	50.8	15.2	•
22	IMM222A	IMMD222A	38.1	41.1	27.2	50.8	15.2	•
23	IMM232A	IMMD232	36.3	41.1	27.2	50.8	16.5	•
24	IMM242A	IMMD242A	39.5	41.1	26.4	50.8	16.5	•
25	IMM252A	IMMD252	39.6	41.1	26.4	50.8	16.3	•
26	IMM262A	IMMD262	39.6	41.1	26.4	50.8	17.5	•
27	IMM272A	IMMD272A	42.6	41.1	26.4	50.8	19.0	•
28	IMM282A	IMMD282	44.7	41.1	32.8	57.2	17.5	•
29	IMM292	IMMD292	46.0	41.1	32.8	57.2	18.0	•
30	IMM302	IMMD302A	47.0	44.5	32.8	57.2	19.1	•
31	IMM312	IMMD312A	49.2	44.5	32.8	57.2	19.1	•
32	IMM322	IMMD322A	50.8	44.5	32.8	57.2	20.6	•
33	IMM332A	IMMD332	50.8	44.5	32.8	57.2	20.3	•
34	IMM342	IMMD342	50.8	44.5	32.8	57.2	22.4	•
35	IMM352	IMMD352	54.0	44.5	32.8	57.2	22.4	•
36	IMM362	IMMD362	54.0	44.5	32.8	57.2	22.4	•
38	IMM382	IMMD382	57.2	44.5	32.8	57.2	23.9	•
40	IMM402	IMMD402	59.7	44.5	45.5	69.9	28.4	•
41	IMM412	IMMD412	60.5	44.5	33.5	57.2	26.2	•
42	IMM422A	IMMD422	63.1	44.5	46.9	66.9	28.6	•
46	IMM462	IMMD462	66.7	44.5	45.5	69.9	29.0	•
50	IMM502	IMMD502	71.4	44.5	52.6	76.2	31.0	•

Set comes with clips and rails.
ASME®/ANSI® 107.33M

IMMD202B 3/4" Drive 12-Point Metric 20 mm Flank Drive® Shallow Impact Socket

- Specific applications include removing the head bolts on Caterpillar® C7, C8, C9 and C10 engines

FLANK DRIVE® IMPACT SOCKETS

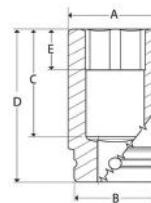
3/4" DRIVE TOOLS



IM402



IMD302A



Shallow, inches

II	6	12	A	B	C	D	E	Set Contains:					
								429IM	417IM	418IM	429IMD	417IMD	418IMD
II	6	12	A	B	C	D	E	6	6	6	12	12	12
9/16	IM182A	IMD182A	1	1-5/8	1	1-3/4	7/16	•			•		
5/8	IM202A	IMD202A*	1-3/32	1-5/8	1	1-3/4	1/2	•			•		
11/16	IM222A	IMD222A	1-5/32	1-5/8	1	1-3/4	9/16	•			•		
3/4	IM242A	IMD242A	1-1/4	1-5/8	1	1-3/4	9/16	•	•			•	
13/16	IM262A	IMD262A	1-3/8	1-5/8	1-1/8	1-7/8	5/8	•	•			•	
7/8	IM282A	IMD282A	1-1/2	1-5/8	1-1/8	1-7/8	5/8	•	•			•	
15/16	IM302A	IMD302A*	1-9/16	1-5/8	1-1/8	1-7/8	3/4	•	•			•	
1	IM322A	IMD322A*	1-5/8	1-5/8	1-1/4	2	3/4	•	•			•	
1-1/16	IM342A	IMD342A	1-11/16	1-5/8	1-1/4	2	3/4	•	•			•	
1-1/8	IM362	IMD362A	1-7/8	1-5/8	1-3/8	2-1/8	3/4	•	•			•	
1-3/16	IM382	IMD382	1-7/8	1-5/8	1-5/16	2-1/8	3/4	•	•			•	
1-1/4	IM402	IMD402	2	1-3/4	1-3/8	2-1/8	13/16	•	•			•	
1-5/16	IM422	IMD422	2-1/8	1-3/4	1-1/2	2-1/4	7/8	•	•	•		•	
1-3/8	IM442	IMD442	2-1/8	1-3/4	1-1/2	2-1/4	7/8	•	•	•		•	
1-7/16	IM462	IMD462	2-1/4	1-3/4	1-1/2	2-1/4	7/8	•	•	•		•	
1-1/2	IM482	IMD482	2-1/4	1-3/4	1-1/2	2-1/4	15/16	•	•	•		•	
1-9/16	IM502	IMD502	2-7/16	1-3/4	1-9/16	2-3/8	15/16	•	•	•		•	
1-5/8	IM522	IMD522	2-7/16	1-3/4	1-5/8	2-3/8	7/8	•	•	•		•	
1-11/16	IM542	IMD542	2-1/2	1-3/4	1-13/16	2-9/16	1	•	•	•		•	
1-3/4	IM562	IMD562	2-1/2	1-3/4	1-13/16	2-9/16	1	•	•	•		•	
1-13/16	IM582	IMD582	2-5/8	1-3/4	1-5/8	2-5/8	1-1/4	•		•		•	
1-7/8	IM602	IMD602	2-5/8	1-3/4	1-3/4	2-3/4	1-1/8	•		•		•	
1-15/16	IM622A	IMD622	2-3/4	1-3/4	1-9/16	2-27/32	1-3/32	•		•		•	
2	IM642A	IMD642	2-7/8	1-3/4	1-15/16	2-7/8	1-1/8	•		•		•	
2-1/16	IM662A	IMD662	3	1-3/4	1-7/8	2-7/8	1-3/16	•		•		•	
2-1/8	IM682A	IMD682	3	1-3/4	1-3/4	3	1-1/4	•		•		•	
2-3/16	IM702A	IMD702	3-1/4	1-3/4	2-3/16	3-3/16	1-5/16	•		•		•	
2-1/4	IM722A	IMD722	3-1/4	1-3/4	2-3/16	3-3/16	1-3/8	•		•		•	
2-3/8	IM762A	IMD762	3-1/2	1-3/4	2-3/8	3-1/2	1-7/16	•		•		•	

*Applications include repair of heavy-duty trucks and off-road equipment, most diesel engines including Caterpillar® and Cummins® plus head bolts and bearing cap bolts. Set comes with clips and rails.

ASME®/ANSI® 107.2

IMD242A 3/4" Drive 12-Point SAE 3/4" Flank Drive® Shallow Impact Socket

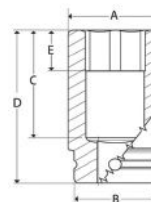
- Applications include most Caterpillar® head bolts, Detroit Diesel® main bearing cap bolts, K19 Cummins® head bolts

Shallow, 8-Point, inches

II	8	A	B	C	D	E
13/16	IMDS626	1-15/32	1-5/8	1-1/64	2-1/4	17/32
7/8	IMDS628	1-9/16	1-5/8	1-1/64	2-1/4	37/64
15/16	IMDS630	1-43/64	1-5/8	1-9/16	2-1/4	39/64
1	IMDS632	1-49/64	1-5/8	1-1/2	2-1/4	41/64
1-1/16	IMDS634	1-55/64	1-3/4	1-13/16	2-1/2	11/16
1-1/8	IMDS636	1-15/16	1-3/4	1-13/16	2-1/2	23/32
1-3/16	IMDS638	2-1/32	1-3/4	1-13/16	2-1/2	3/4
1-1/4	IMDS640	2-1/8	1-3/4	1-13/16	2-1/2	51/64
1-5/16	IMDS642	2-7/32	1-3/4	2-1/16	2-3/4	57/64
1-7/16	IMDS646	2-3/8	1-3/4	2-1/16	2-3/4	1-9/64

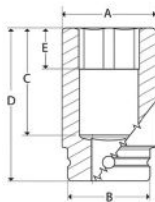


IMDS636



• Read Safety Precautions on pages W1-W4

FLANK DRIVE® IMPACT SOCKETS



Deep, mm

mm	6	A	B	C	D	E
17	SIMM172	28.9	41.1	52.6	76.2	12.7
18	SIMM182	31.7	41.3	76.2	101.6	12.7
19	SIMM192	32.4	41.1	51.8	76.2	14.2
20	SIMM202	33.5	41.1	19.1	76.2	14.2
21	SIMM212	34.2	41.1	37.4	76.2	14.2
22	SIMM222	35.8	41.1	37.4	76.2	14.2
23	SIMM232	35.8	41.1	37.2	76.2	16.3
24	SIMM242	37.7	41.1	37.0	76.2	16.5
25	SIMM252	34.6	41.1	19.1	76.2	16.3
26	SIMM262	39.6	41.1	36.7	76.2	16.3
27	SIMM272	42.8	41.1	38.4	76.2	19.1
30	SIMM302	46.8	41.1	58.2	82.6	18.5
31	SIMM312	46.0	41.1	64.3	82.6	19.1
32	SIMM322	50.8	44.5	58.9	82.6	19.1
33	SIMM332	52.4	44.5	57.4	82.6	22.4
35	SIMM352	52.7	44.5	57.2	82.6	21.6
36	SIMM362	54.0	44.5	62.5	88.9	22.9
38	SIMM382	57.2	44.5	65.3	88.9	23.8
41	SIMM412	55.1	44.5	74.9	100.1	26.7
41	SIMM432	63.5	44.5	70.0	89	26.7
46	SIMM462	76.7	44.5	72.4	101.6	29.1
46	SIMM462A	65.9	44.5	73.9	95.3	28.4



SIMM212



SIMDM212

*Applications include usage on stud piloted, budd style wheels.

ASME®/ANSI® B107.33M

SIMDM212 3/4" Drive 12-Point Metric 21 mm Flank Drive® Deep Impact Socket

- Applications include flywheel bolts on Cummins® ISX engines



423SIM

Set Contains:

423SIM

Deep, inches

II	6	A	B	C	D	E	6
9/16	SIM182	1	1-5/8	2-1/16	3	9/16	•
5/8	SIM202	1-1/16	1-5/8	2-1/16	3	9/16	•
11/16	SIM222	1-1/8	1-5/8	2-1/16	3	9/16	•
3/4	SIM242	1-1/4	1-5/8	2	3	9/16	•
13/16	SIM262	1-3/8	1-5/8	2	3	5/8	•
7/8	SIM282	1-1/2	1-5/8	2	3	5/8	•
15/16	SIM302	1-5/8	1-5/8	2	3	5/8	•
1	SIM322	1-5/8	1-5/8	2	3	11/16	•
1-1/16	SIM342	1-3/4	1-5/8	2	3	11/16	•
1-1/8	SIM362	1-3/4	1-5/8	2	3	3/4	•
1-3/16	SIM382	2	1-3/4	2-1/4	3-1/4	3/4	•
1-1/4	SIM402	2	1-3/4	2-1/4	3-1/4	7/8	•
1-5/16	SIM422	2-1/8	1-3/4	2-9/16	3-1/4	7/8	•
1-3/8	SIM442	2-1/8	1-3/4	2-1/4	3-1/4	7/8	•
1-7/16	SIM462	2-3/16	1-3/4	2-1/2	3-1/2	7/8	•
1-1/2	SIM482	2-1/4	1-3/4	2-1/2	3-1/2	15/16	•
1-9/16	SIM502	2-5/16	1-3/4	2-1/2	3-1/2	15/16	•
1-5/8	SIM522	2-7/16	1-3/4	2-1/2	3-1/2	15/16	•
1-11/16	SIM542	2-1/2	1-3/4	2-1/2	3-1/2	1	•
1-3/4	SIM562	2-1/2	1-3/4	2-1/2	3-1/2	1	•
1-13/16	SIM582	2-5/8	1-3/4	2-3/4	3-3/4	1-1/16	•
1-7/8	SIM602	2-11/16	1-3/4	2-3/4	3-3/4	1-1/8	•
2	SIM642A	2-13/16	1-3/4	2-3/4	3-3/4	1-1/8	•

Set comes with clips and rails.
Larger sizes available on special order.

ASME®/ANSI® B107.2

SIMD242 3/4" Drive 12-Point SAE 3/4" Flank Drive® Deep Impact Socket

SIMD342 3/4" Drive 12-Point SAE 1-1/16" Flank Drive® Deep Impact Socket

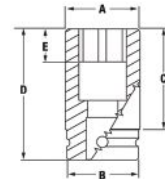
- Snap-on® impact sockets are heat-treated to optimize impact service life with a lower hardness than hand sockets and are able to withstand repeated cycling loads of impact wrenches
- Snap-on uses a proprietary blend of special alloy socket steel that provides long life and great strength
- Flank Drive® wrenching system delivers up to 20% more turning power without slipping or rounding while exceeding ANSI® performance standards

Shallow Thin Wall, mm

mm	6	A	B	C	D	E
50	IMM503TW	65	57.2	49	82.6	34.8



IMM503TW



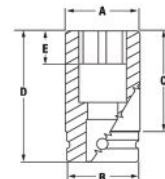
Shallow/Thin Wall, inches

1-1/2	6	A	B	C	D	E
1-1/2	IMFS482A	54	44.4	36.6	63.5	24.1

ASME®/ANSI® B107.5m



IMFS482A



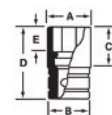
Deep/Thin Wall, inches

3/4	12	A	B	C	D	E
3/4	IMFDL242	1-3/8	1-5/8	4-3/4	5-3/4	1/2

ASME®/ANSI® B107.5m



IMFDL242

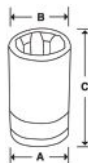


IMFDL242 3/4" Drive 12-Point SAE 3/4" Flank Drive® Deep Thin Wall Impact Socket

- Designed to remove the head bolts on Caterpillar® C12, C15, C16 and 3406E where the front two and back two head bolts are positioned under the valve covers
- Applications on certain Caterpillar® head bolts require a thin walled socket of a certain length
- Additional applications include Detroit Diesel® main bearing cap bolts and 19 mm head bolts on Mercedes-Benz® MBE904/MBE906 EGR engines (2007-later)
- Snap-on® impact sockets are heat-treated to optimize impact service life with a lower hardness than hand sockets and are able to withstand repeated cycling loads of impact wrenches
- Flank Drive® wrenching system delivers up to 20% more turning power without slipping or rounding, while exceeding ANSI® performance standards



IMSLE242A



Inverted TORX®

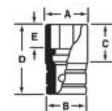
#	Stock No.	A	B	C
E24	IMSLE242A	1-5/8	1-5/8	3-3/4

IMSLE242A 3/4" Drive E24 Inverted TORX® Impact Socket

- Applications include removal and installation of head bolts on MaxxFORCE® 11 and 13 engines found on D15 International® (2010-current)



SIMDML202



Double Hex, mm

mm	Stock No.	A	B	C	D	E
20	SIMDML202	35	38.1	120.6	146	13.9

SIMDML202 3/4" Drive 20 mm Double Hex Impact Socket

- For use on CAT® C7 cylinder head bolts, found mostly in CAT® earth moving machinery

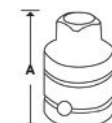
Pipe Plug, inches

PPM624 3/4" Drive SAE 3/4" Internal Final Drive Pipe Plug Socket

- Designed for final drive drain plugs on Caterpillar® D8 dozers as well as Komatsu® WA500 wheel loaders and 275, 375 and 475 dozers



PPM624



• Read Safety Precautions on pages W1-W4

GENERAL SERVICE SETS




434HDC



414AHD

SAE General Service Set 434HDC 35 pc 3/4" Drive 12-Point

• 35 Tools


	12-Point Shallow Socket
3/4	LDH242
13/16	LDH262
7/8	LDH282
15/16	LDH302
31/32	LDH312
1	LDH322
1-1/16	LDH342
1-1/8	LDH362
1-3/16	LDH382
1-1/4	LDH402
1-5/16	LDH422A
1-5/16	LDH442
1-7/16	LDH462
1-1/2	LDH482
1-9/16	LDH502
1-5/8	LDH522
1-11/16	LDH542
1-3/4	LDH562
1-13/16	LDH582
1-7/8	LDH602
2	LDH642
2-1/16	LDH662
2-1/8	LDH682
2-3/16	LDH702
2-1/4	LDH722
2-3/8	LDH762

ASME®/ANSI® B107.1

Also Includes:	Stock No.	Description
	L32	3/4" Drive 3" Locking Button Extension
	L62	3/4" Drive 8" Locking Button Extension
	L122	3/4" Drive 16" Locking Button Extension
	L52B	3/4" Drive 2-5/16" Head Depth Sliding T-Handle Head
	L872	3/4" Drive Sealed Head Ratchet
	L82A	3/4" Drive 3-7/8" Friction Ball Universal Joint
	L8112A	3/4" Drive 15/16" Breaker Bar Head
	L672B	3/4" Drive Ratchet Adaptor
	L872H	3/4" Drive 19-1/4" Plain Locking Button Handle
	PB434HD	Storage Case with Foam

ASME®/ANSI® B107.10

SAE Shallow General Service Socket Set 414AHD 15 pc 3/4" Drive 12-Point

	12-Point Shallow Socket
1-1/16	LDH342
1-1/8	LDH362
1-1/4	LDH402
1-5/16	LDH422A
1-5/16	LDH442
1-7/16	LDH462
1-1/2	LDH482
1-5/8	LDH522
1-3/4	LDH562
1-7/8	LDH602

Also Includes:	Stock No.	Description
	L32	3/4" Drive 3" Locking Button Extension
	L122	3/4" Drive 16" Locking Button Extension
	L872	3/4" Drive Sealed Head Ratchet
	L872RJ	3/4" Drive 19-1/4" Knurled Locking Button Handle
	L8112A	3/4" Drive 15/16" Breaker Bar Head

ASME®/ANSI® B107.10

Ratchet Heads, Sealed, Chrome (1")

Stock No.	Description	Finish	Gear Teeth	Gear Action	A	B	C
L873	1" Drive 30-Tooth Sealed Ratchet Head	Chrome	30	12°	1-1/2	3-1/8	7-7/8
GL873	1" Drive Sealed Ratchet Head	Industrial Finish	30	12°	1-1/2	3-1/8	7-7/8




Head and Handle Combinations

Stock No.	Description	Required Handle	Optional Extension Handle
L873	1" Drive 30-Tooth Sealed Ratchet Head	L53HB	L853HA1
L113H	1" Drive 32-5/32" Complete Breaker Bar	L53HB	—
L53	1" Drive 30" Sliding T-Handle	L53HB	—

Handles, Chrome (1")

Stock No.	Description	Hand Grip	A	B
L53HB	1" Drive 29" Plain Locking Button Handle	Plain	1-1/8	29
L853HA1	1" Drive 36" Knurled Handle Extension	Knurled with locking button	1-3/8	36



L53HB 1" Drive 29" Plain Locking Button Handle

- Plain handle with locking buttons at both ends
- Used on 1" drive ratchet heads, breaker bar heads and sliding T-heads

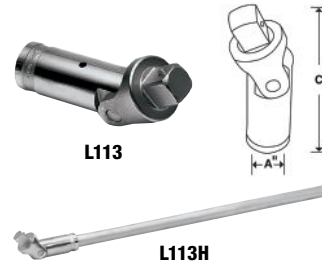
L853HA1 1" Drive 36" Knurled Handle Extension

- Knurled grip extension handle attaches to L53HB handle for added leverage
- Only used with L53HB handle; L853HA1 will not connect directly to L873 ratchet head

DRIVE HANDLES

Breaker Bars, Chrome (1")

Stock No.	Length	A	B	C	Handle Stock No.	Head Only Stock No.
L113H	32-5/32	15/16	2-1/8	4-29/32	L53HB	L113



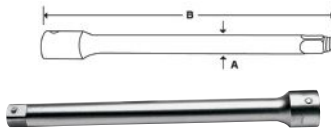
Sliding T-Handle (1")

Stock No.	Description	B	C	Handle Stock No.	Sliding Head Only
L53	1" Drive 30" Sliding T-Handle	2	29	L53HB	L53A



- Do not immerse sealed ratchet in fluids.
- Do not replace worn parts individually; use entire contents of the service kit.
- Do not use "cheater bar" on handle.
- Pull, do not push on handle.
- Do not use chrome or industrial finish hand tools with power drivers or impact drivers.
- Read Safety Precautions on pages W1-W4

SOCKET/RATCHET ACCESSORIES



L63

Extension/Lock Button, Chrome (1")

Stock No.	Description	A	B
L63	1" Drive 8" Locking Button Extension	1-1/4	8



GLA124A

Square Drive Adaptors, Industrial (1")

Stock No.	Description	A	B	C	D
GLA124A	1" Drive Square Drive Adaptor	1	3/4	1-13/16	2-3/4
GLA72A	3/4" Drive Square Drive Adaptor	3/4	1	1-7/16	2-5/8

ASME®/ANSI® B107.10

SPLINE SOCKETS



LES323B

Shallow, inches, Chrome (1")

Snap-on® spline wrenching tools have been developed to service high-tensile strength spline nuts and bolts widely used on both military and commercial aircraft. Precise, radial spline teeth engage the fastener teeth over a wider area to minimize stress, and allow application of high torque to reduce risk of damage to the fastener or to the tool. Chrome tools comply with Military Spec. MS-33787 and MIL-W-8982. The unique spline wrenching configuration can also be used on ordinary 6- and 12-point fasteners with an advantage similar to the Snap-on® Flank Drive® wrenching system.

		Stock No.	A	B	C	D	E	
	#32 (1")	1	LES323B	1-29/64	1-55/64	1-35/64	2-7/16	53/64
	#34 (1-1/16")	1-1/16	LES343B	1-17/32	1-27/32	1-3/8	2-17/32	7/8
	#38 (1-3/16")	1-3/16	LES383B	1-11/16	1-31/32	1-5/8	2-25/32	1-5/32

HEX BIT SOCKETS



IMA283

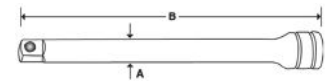


Hex/Standard, inches, Industrial (1")

Stock No.	Description	A	B	C	Finish	Size, inches	Square Drive, inches	Bit	Roll Pin
IMA283	1" Drive SAE 7/8" Standard Hex Socket Driver	5-5/8	2-3/4	2-7/64	Industrial	7/8	1	IMA283-2	ME2C1
IMA323	1" Drive SAE 1" Standard Hex Socket Driver	5-5/8	2-3/4	2-7/64	Industrial	1	1	IMA323-2	ME2C1

Extensions with Pin Hole (1")

Stock No.	Description	A	B
IM133	1" Drive 3" Pin Hole Impact Extension	1	3
IM63B	1" Drive 7-1/8" Pin Hole Impact Extension	1-1/8	7-1/8
IM123	1" Drive 13-1/8" Pin Hole Impact Extension	1-3/8	13-1/8



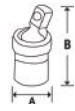
IM123

Swivel Universal Joint with Pin Hole (1")

Stock No.	Description	A	B
IP83	1" Drive 4-3/16" Impact Pin Hole Swivel Universal Joint	2-1/2	4-3/16



IP83

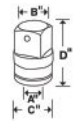


Adaptors with Pin Hole (1")

Stock No.	A	B	C	D
IM35	1	1-1/2	2-1/4	3-1/2
IM53	1-1/2	1	3-1/4	4-1/4
IM72	3/4	1 with Pin Hole	1-5/8	2-9/16
IM124B	1	3/4 with Pin Hole	2-3/8	2-13/16



IM124B



IMR3



IM243R



IM483R



IM243P



IM483P

1" Drive Locking Rings and Pins

Square Drive, inches	Stock No.	Description	Use with
1	IMR3	Socket Retainer	All 1" Drive Sockets/Accessories, All #5 Spline Drive Sockets/Accessories
1	IM243R	Synthetic Rubber Locking Ring	1" Drive Sockets/Accessories up to 1-3/8" (35 mm) Plus IM124 Adaptor
1	IM483R	Rubber Locking Ring	All Spline Drive Sockets/Accessories Plus 1" Drive Sockets from 1-7/16" (35 mm)
1	IM243P	Steel Locking Pin	1" Drive Sockets/Accessories up to 1-3/8" (35 mm)
1	IM483P	Steel Locking Pin	All Spline Drive Sockets/Accessories Plus 1" Drive Sockets from 1-7/16" (35 mm)

For use on SIM, IM, IMM and SIMM sockets and other accessories

FLANK DRIVE® IMPACT SOCKETS

Shallow, mm

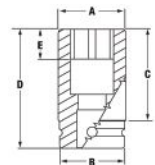
mm	6	A	B	C	D	E	6
27	IMM273	44.5	53.8	27.0	57.2	17.5	•
30	IMM303	47.8	53.8	27.0	57.2	17.5	•
32	IMM323	50.8	53.8	33.3	63.5	19.1	•
33	IMM333	52.3	53.8	33.3	63.5	22.4	•
35	IMM353	53.8	53.8	33.5	63.5	22.4	•
36	IMM363	57.2	57.2	34.3	63.5	22.4	•
38	IMM383	59.7	57.2	40.1	69.9	23.6	•
41	IMM413A	59.9	57.2	39.6	69.9	26.4	•
46	IMM463	69.9	60.5	44.2	76.2	30.0	•
50	IMM503	69.9	60.5	49.3	82.6	31.2	•
55	IMM553	82.6	60.3	46.7	82.6	31.8	•
60	IMM603*	88.9	57.2	51.6	88.9	38.1	•
65	IMM653*	92.1	60.5	63.8	101.6	45.7	•
70	IMM703*	95.3	60.5	62.2	101.6	45.7	•
75	IMM753*	104.8	60.5	67.1	108.0	51.6	•
80	IMM803	108.7	61.1	65.9	108.7	47.6	•

*Conventional hex.

Set Contains: 516IMM



IMM273



516IMM

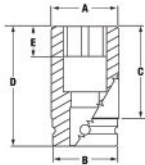
Shallow, mm

mm	12	A	B	C	D	E
27	IMMD273	44.5	53.8	27.0	57.2	17.5
30	IMMD303	47.8	53.8	27.0	57.2	17.5



- Wear safety goggles while using impact drivers.
- Do not hold swivel joint during use.
- Do not use chrome or industrial finish hand tools with power drivers or impact drivers.
- Read Safety Precautions on pages W1-W4

FLANK DRIVE® IMPACT SOCKETS

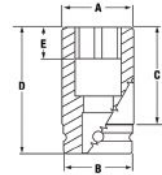


IM703

Shallow, inches

Socket Size	Part #	Part #	A	B	C	D	E	Set Contains:		
								521M	516M	522M
3/4	IM243	IMD243	1-7/16	2-1/8	1	2-1/8	11/16	•		
13/16	IM263	IMD263	1-7/16	2-1/8	1	2-1/8	11/16	•		
7/8	IM283	IMD283	1-1/2	2-1/8	1	2-1/8	11/16	•		
15/16	IM303	IMD303	1-19/32	2-1/8	1	2-1/8	11/16	•		
1	IM323	IMD323A	1-11/16	2-1/8	1-1/16	2-1/4	11/16	•		
1-1/16	IM343	IMD343	1-3/4	2-1/8	1-1/16	2-1/4	11/16	•		
1-1/8	IM363	IMD363	1-7/8	2-1/8	1-1/16	2-1/4	11/16	•		
1-3/16	IM383	IMD383	1-7/8	2-1/8	1-1/16	2-1/4	11/16	•		
1-1/4	IM403	IMD403	2	2-1/8	1-3/16	2-3/8	3/4	•		
1-5/16	IM423	IMD423	2-1/16	2-1/8	1-15/16	2-1/2	7/8	•		
1-3/8	IM443	IMD443	2-1/8	2-1/8	1-15/16	2-1/2	7/8	•		
1-7/16	IM463	IMD463	2-1/4	2-1/4	1-7/16	2-1/2	15/16	•		
1-1/2	IM483B	IMD483	2-3/8	2-1/4	1-7/16	2-5/8	15/16	•		
1-9/16	IM503A	IMD503	2-3/8	2-1/4	1-7/16	2-5/8	15/16	•		
1-5/8	IM523A	IMD523	2-3/8	2-1/4	1-5/8	2-3/4	1-1/16	•		
1-11/16	IM543	IMD543	2-9/16	2-3/8	1-5/8	2-3/4	1-1/16	•		
1-3/4	IM563	IMD563	2-5/8	2-3/8	1-23/32	2-7/8	1-5/32	•		
1-13/16	IM583	IMD583	2-3/4	2-3/8	1-23/32	2-15/16	1-3/16	•		
1-7/8	IM603	IMD603	2-3/4	2-3/8	1-23/32	2-15/16	1-3/16	•		
1-15/16	IM623	IMD623	2-3/4	2-3/8	1-23/32	2-15/16	1-3/16	•		
2	IM643	IMD643	3	2-3/8	1-31/32	3-1/8	1-9/32	•		
2-1/16	IM663	IMD663	3	2-3/8	1-31/32	3-1/8	1-9/32		•	
2-1/8	IM683	IMD683	3-1/8	2-3/8	2-3/32	3-1/4	1-9/32		•	
2-3/16	IM703	IMD703	3-1/4	2-3/8	2-5/32	3-11/32	1-7/16		•	
2-1/4	IM723	IMD723	3-1/4	2-3/8	2-5/32	3-11/32	1-7/16		•	
2-5/16	IM743	IMD743	3-3/8	2-3/8	2-5/32	3-1/2	1-1/2		•	
2-3/8	IM763	IMD763	3-1/2	2-3/8	2-5/32	3-1/2	1-1/2		•	
2-7/16	IM783	IMD783	3-1/2	2-3/8	2-5/32	3-1/2	1-1/2		•	
2-1/2	IM803	IMD803	3-1/2	2-3/8	2-1/8	3-5/8	1-5/8		•	
2-9/16	IM823	IMD823	3-5/8	2-3/8	2-1/8	3-5/8	1-5/8		•	
2-5/8	IM843	IMD843	3-3/4	2-3/8	2-5/16	3-3/4	1-5/8		•	
2-11/16	IM863	IMD863	3-3/4	2-3/8	2-1/2	4	1-13/16		•	
2-3/4	IM883	IMD883	3-3/4	2-3/8	2-7/16	4	1-13/16		•	
2-13/16	IM903	IMD903	4	2-3/8	2-7/16	4	1-13/16		•	
2-7/8	IM923	IMD923	4	2-3/8	2-7/16	4	1-13/16		•	
2-15/16	IM943	IMD943	4-1/8	2-3/8	2-5/8	4-1/4	2		•	
3	IM963	IMD963	4-1/4	2-3/8	2-5/8	4-1/4	2-1/16		•	
3-1/8	IM1003	IMD1003	4-1/4	2-3/8	2-9/16	4-1/4	2-1/16		•	
3-1/4	IM1043	IMD1043	4-1/2	2-3/8	2-9/16	4-1/4	2-1/16		•	
3-3/8	IM1083	IMD1083	4-5/8	2-3/8	2-3/4	4-1/2	2-1/4		•	
3-1/2	IM1123	IMD1123	4-3/4	2-3/8	3	4-3/4	2-1/4		•	
3-5/8	IM1163	IMD1163	5	2-3/8	2-15/16	4-3/4	2-5/16			•
3-11/16	IM1183	—	5-5/16	2-3/8	3-3/16	5	2-7/16			•
3-3/4	IM1203	IMD1203	5-1/8	2-3/8	2-7/8	4-3/4	2-3/8			•
3-13/16	IM1223	—	5-3/8	2-3/8	3-1/8	5	2-1/2			•
3-7/8	IM1243	IMD1243	5-1/4	2-3/8	3-1/8	5	2-9/16			•
3-15/16	IM1263	—	5-3/8	2-3/8	3-3/8	5-1/4	2-9/16			•
4	IM1283	IMD1283	5-1/2	2-3/8	3-1/16	5	2-9/16			•
4-1/16	IM1303	—	5-1/2	2-3/8	3-1/16	5	2-9/16			•
4-1/8	IM1323	IMD1323	5-9/16	2-3/8	3-1/16	5	2-9/16			•
4-3/16	IM1343	—	6	2-3/8	3	5	2-9/16			•
4-1/4	IM1363	IMD1363	5-3/4	2-3/8	3-1/4	5-1/4	2-5/8			•
4-5/16	IM1383	—	5-25/32	2-3/8	3-7/16	5-1/2	2-5/8			•
4-3/8	IM1403	—	5-13/16	2-3/8	3-3/16	5-1/4	2-5/8			•
4-7/16	IM1423	—	6	2-3/8	3-3/16	5-1/4	2-11/16			•
4-1/2	IM1443	IMD1443	6	2-3/8	3-3/16	5-1/4	2-5/8			•
4-9/16	IM1463	—	6-1/2	2-3/8	3-7/16	5-1/2	2-3/4			•
4-5/8	IM1483	—	6-7/16	2-3/8	3-7/8	6	3-1/16			•
4-3/4	IM1523	—	6-5/8	2-3/8	3-5/8	5-3/4	2-7/8			•
4-7/8	IM1563	—	7	2-3/8	3-9/16	5-3/4	3			•
5	IM1603	—	7	2-3/8	3-1/2	5-3/4	3			•
5-3/8	IM1723	—	7-1/2	2-3/8	4-7/16	6-3/4	3-9/16			•
5-3/4	IM1843	—	8-1/4	2-3/8	4-5/16	6-3/4	3-9/16			•

ASME®/ANSI® B107.2



SIM563

Deep, inches

11	6	12	A	B	C	D	E	Set Contains:		
								519SIM	520SIM	575SIM
	6							6	6	6
7/8	SIM283	—	1-19/32	2-1/8	1-13/16	3	5/8	•		
15/16	SIM303	—	1-19/32	2-1/8	1-13/16	3	11/16	•		
1	SIM323	SIMD323	1-19/32	2-1/8	1-13/16	3	3/4	•		
1-1/16	SIM343	—	1-3/4	2-1/8	1-13/16	3	3/4	•		
1-1/8	SIM363	—	1-13/16	2-1/8	1-13/16	3	3/4	•		
1-3/16	SIM383	—	1-13/16	2-1/8	1-13/16	3	3/4	•		
1-1/4	SIM403*	SIMD403*	2-1/16	2-1/8	2-1/196	3-1/4	7/8	•		
1-5/16	SIM423	—	2-1/16	2-1/8	2-1/196	3-1/4	7/8	•		
1-3/8	SIM443	—	2-1/16	2-1/8	2-1/196	3-1/4	7/8	•		
1-7/16	SIM463A	—	2-1/4	2-1/8	2-3/32	3-1/4	29/32	•		
1-1/2	SIM483B	—	2-3/8	2-1/4	2-11/32	3-1/2	1	•		
1-9/16	SIM503A	—	2-3/8	2-1/4	2-11/32	3-1/2	1	•		
1-5/8	SIM523B	—	2-3/8	2-1/4	2-1/2	3-5/8	1	•		
1-11/16	SIM543	—	2-1/2	2-3/8	2-7/16	3-5/8	1-1/8	•		
1-3/4	SIM563	—	2-3/4	2-3/8	2-11/16	3-7/8	1-1/8	•		
1-13/16	SIM583	—	2-3/4	2-3/8	2-11/16	3-7/8	1-3/16	•		
1-7/8	SIM603	—	2-3/4	2-3/8	2-11/16	3-7/8	1-3/16	•		
1-15/16	SIM623	—	3	2-3/8	2-15/16	4-1/8	1-1/4	•		
2	SIM643	—	3	2-3/8	2-15/16	4-1/8	1-5/16	•		
2-1/16	SIM663	—	3	2-1/4	2-15/16	4-1/4	1-5/16		•	
2-1/8	SIM683	—	3-1/8	2-1/4	2-7/8	4-1/4	1-5/16		•	
2-3/16	SIM703	—	3-1/4	2-1/4	3-1/8	4-1/2	1-1/2		•	
2-1/4	SIM723	—	3-1/4	2-3/8	3-1/8	4-1/2	1-1/2		•	
2-5/16	SIM743	—	3-3/8	2-3/8	3-1/16	4-1/2	1-1/2		•	
2-3/8	SIM763	—	3-1/2	2-3/8	3-1/16	4-1/2	1-1/2		•	
2-7/16	SIM783	—	3-1/2	2-3/8	3-1/16	4-1/2	1-1/2		•	
2-1/2	SIM803	—	3-1/2	2-3/8	3-1/4	4-3/4	1-5/8		•	
2-9/16	SIM823	—	3-5/8	2-3/8	3-1/4	4-3/4	1-5/8		•	
2-5/8	SIM843**	—	3-3/4	2-3/8	3-1/4	4-3/4	1-5/8		•	
2-11/16	SIM863	—	3-3/4	2-3/8	3-1/2	5	1-13/16		•	
2-3/4	SIM883	—	3-3/4	2-3/8	3-7/16	5	1-13/16		•	
2-13/16	SIM903	—	4	2-3/8	3-7/16	5	1-3/4		•	
2-7/8	SIM923	—	4	2-3/8	3-7/16	5	1-3/4		•	
2-15/16	SIM943	—	4-1/8	2-3/8	3-3/8	5	1-3/4		•	
3	SIM963	—	4-1/4	2-3/8	3-5/8	5-1/4	1-3/4		•	
3-1/8	SIM1003	—	4-1/4	2-3/8	3-9/16	5-1/4	1-7/8		•	
3-1/4	SIM1043	—	4-1/2	2-3/8	3-9/16	5-1/4	1-7/8		•	
3-3/8	SIM1083	—	4-1/2	2-3/8	4	5-3/4	2-1/4		•	
3-1/2	SIM1123	—	4-3/4	2-3/8	4	5-3/4	2-1/4		•	
3-5/8	SIM1163	—	5	2-3/8	3-15/16	5-3/4	2-1/4		•	
3-11/16	SIM1183	—	5-5/16	2-3/8	3-15/16	5-3/4	2-7/16		•	
3-3/4	SIM1203	—	5-1/8	2-3/8	3-7/8	5-3/4	2-1/4		•	
3-13/16	SIM1223	—	5-3/8	2-3/8	4-1/8	6	2-1/2		•	
3-7/8	SIM1243	—	5-1/4	2-3/8	4-3/8	6-1/4	2-9/16		•	
3-15/16	SIM1263	—	5-1/2	2-3/8	4-3/8	6-1/4	2-3/8		•	
4	SIM1283	—	5-1/2	2-3/8	4-5/16	6-1/4	2-9/16		•	
4-1/16	SIM1303	—	5-1/2	2-3/8	4-5/16	6-1/4	2-1/2		•	
4-1/8	SIM1323	—	5-9/16	2-3/8	4-5/16	6-1/4	2-9/16		•	
4-3/16	SIM1343	—	6	2-3/8	4-1/4	6-1/4	2-1/2		•	
4-7/16	SIM1423	—	6	2-3/8	4-3/16	6-1/4	2-11/16		•	
4-1/2	SIM1443	—	6	2-3/8	4-7/16	6-1/2	2-3/4		•	
4-9/16	SIM1463	—	6-1/2	2-3/8	4-7/16	6-1/2	2-3/4		•	
4-5/8	SIM1483	—	6-5/8	2-3/8	4-3/8	6-1/2	2-13/16		•	
4-3/4	SIM1523	—	6-5/8	2-3/8	4-5/8	6-3/4	2-7/8		•	
4-7/8	SIM1563	—	7	2-3/8	4-9/16	6-3/4	3		•	
5	SIM1603	—	7	2-3/8	4-1/2	6-3/4	3		•	
5-3/8	SIM1723	—	7-1/2	2-3/8	5-7/16	7-3/4	3-9/16		•	
5-3/4	SIM1843	—	8-1/4	2-3/8	5-5/16	7-3/4	3-9/16		•	

*Applications include use on heavy duty wheel lug nuts

**Applications include use on wheel lug nuts on stud piloted/budd style wheel systems

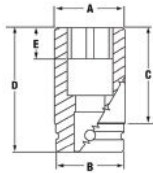


- Frequently inspect, clean, and lubricate all nonsealed ratchet mechanisms with light oil.
- Do not replace worn parts individually; use entire contents of the service kit.
- Read Safety Precautions on pages W1-W4

FLANK DRIVE® IMPACT SOCKETS



SIMM303



Deep, mm

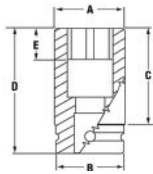
mm	6	A	B	C	D	E
30	SIMM303	46.0	53.7	46.0	76.2	19.1
32	SIMM323	52.3	53.7	76.2	82.6	22.4
33	SIMM333	52.3	53.7	53.3	82.5	22.4
38	SIMM383	60.3	57.2	59.7	88.9	25.4
70	SIMM703	97.61	60.45	95.45	127	43.69



IMM553TW



IMM705TW



Shallow Thin Wall, mm

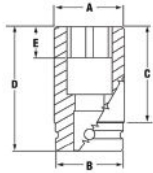
mm	6	A	B	C	D	E
55	IMM553TW	75.9	60.5	53.8	88.9	34.8
70	IMM705TW*	91.2	82.6	67.5	114.3	44.3

*Conventional hex.

SPECIAL APPLICATION IMPACT SOCKETS



IM724



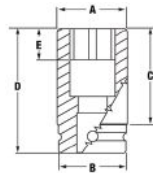
Single Square/Shallow, inches

II	4	A	B	C	D	E
3/4	IM724	1-15/16	2-1/8	31/32	2-1/8	21/32
13/16	IM726	1-15/16	2-1/8	31/32	2-1/8	21/32
7/8	IM728	2-1/16	2-1/8	31/32	2-1/8	21/32
15/16	IM730*	2-1/16	2-1/8	15/16	2-1/8	5/8
1	IM732	2-1/8	2-1/8	1-3/32	2-1/4	25/32
1-1/8	IM736	2-1/4	2-1/4	1-3/32	2-1/4	25/32

* Budd Wheel applications



IM740



Double Square/Shallow, inches

II	8	A	B	C	D	E
1-1/4	IM740	2-3/8	2-3/8	1-1/8	2-3/8	13/16

1-1/2" DRIVE HANDLES



L55

Sliding T-Handle, Industrial (1-1/2")

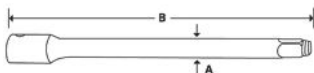
Stock No.	A	B	C	Handle Stock No.	Sliding Head Only Stock No.
L55	2-7/8	4-1/16	36	L55-1	L55-2

1-1/2" AND #5 SPLINE DRIVE IMPACT ACCESSORIES

1" DRIVE TOOLS



IM105



Extensions with Pin Hole (1-1/2")

Stock No.	A	B
IM105	2	10
IM155	2	15
IM205	2	20



IP85



Swivel Universal Joint with Pin Hole (1-1/2")

Stock No.	Finish	Length, inches
IP85	Industrial Finish	6-1/16



IM35



Adaptors with Pin Hole (1-1/2")

Stock No.	A	B	C	D
IM35	1	1-1/2	2-1/4	3-1/2
IM53	1-1/2	1	3-1/4	4-1/4
IM59	1-1/2	2-1/2	3-1/4	4-3/4
IM95	2-1/2	1-1/2	5	6-3/8



IMSA3



Spline-to-Square Adaptor

Stock No.	A	B	C	D
IMSA3	1" Square	No. 5, 14 Tooth	2-3/8	3-3/8



IMR3



IM243R



IM243P

Rings and Pins for Impact Sockets and Accessories (1", 1-1/2", #5 Spline Drive)

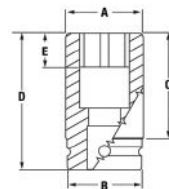
Stock No.	Description	Use with
IMR3	Socket Retainer	All 1" Drive Sockets/Accessories, All #5 Spline Drive Sockets/Accessories
IM243R	Synthetic Rubber Locking Ring	1" Drive Sockets/Accessories up to 1-3/8" (35 mm) Plus IM124 Adaptor
IM243P	Steel Locking Pin	1" Drive Sockets/Accessories up to 1-3/8" (35 mm)
IM445R	Rubber Locking Ring	All 1-1/2" Drive Sockets/Accessories
IM483R	Rubber Locking Ring	All Spline Drive Sockets/Accessories Plus 1" Drive Sockets from 1-7/16" (35 mm)
IM483P	Steel Locking Pin	All Spline Drive Sockets/Accessories Plus 1" Drive Sockets from 1-7/16" (35 mm)

For use on SIM, IM, IMM and SIMM sockets and other accessories

FLANK DRIVE® IMPACT SOCKETS

Shallow, mm

mm	6	A	B	C	D	E
36	IMM365	73.0	82.6	34.5	76.2	25.4
38	IMM385	73.0	82.6	34.5	76.2	25.4
41	IMM415	73.0	82.6	34.5	76.2	27.7
46	IMM465	79.4	82.6	40.9	82.6	29.7
50	IMM505	79.4	82.6	47.2	88.9	31.8
55	IMM555	88.9	82.6	47.2	88.9	35.6
60	IMM605	94.5	82.6	58.2	101.6	38.6
65	IMM655	99.2	82.6	56.6	101.6	41.4
70	IMM705	105.6	82.6	61.7	108.0	45.7
75	IMM755	111.1	82.6	66.5	114.3	47.2
80	IMM805	116.6	82.6	77.2	127	50.7

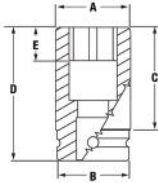


IMM365



- Do not use chrome or industrial finish hand tools with impact drivers.
- Wear safety goggles while using impact drivers.
- Do not hold swivel joint during use.
- Do not use "cheater bars" on handles.
- Pull, do not push on handles.
- Read Safety Precautions on pages W1-W4

FLANK DRIVE® IMPACT SOCKETS





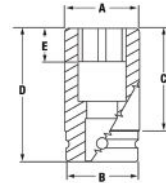
IM445

Shallow, inches

Size	Part #	A	B	C	D	E	Set Contains:			
							MI9M	MI6M	MI8M	MI9M
11	6	A	B	C	D	E	6	6	6	6
1-3/8	IM445	2-7/8	3-1/4	1-3/8	3	1	•			
1-7/16	IM465	2-7/8	3-1/4	1-3/8	3	1	•			
1-1/2	IM485	3	3-1/4	1-3/8	3	1	•			
1-9/16	IM505	3	3-1/4	1-3/8	3	1	•			
1-5/8	IM525	2-7/8	3-1/4	1-3/8	3	1-1/16	•			
1-11/16	IM545	3	3-1/4	1-3/8	3	1-1/16	•			
1-3/4	IM565	3-1/8	3-1/4	1-5/8	3-1/4	1-1/8	•			
1-13/16	IM585	3-1/8	3-1/4	1-5/8	3-1/4	1-3/16	•			
1-7/8	IM605	3-1/8	3-1/4	1-7/8	3-1/2	1-3/16	•			
1-15/16	IM625A	3-1/8	3-1/4	1-7/8	3-1/2	1-1/4	•			
2	IM645	3-1/2	3-1/4	1-7/8	3-1/2	1-1/4	•			
2-1/16	IM665	3-1/2	3-1/4	1-7/8	3-1/2	1-7/16	•			
2-1/8	IM685	3-1/2	3-1/4	1-7/8	3-1/2	1-7/16	•			
2-3/16	IM705	3-1/2	3-1/4	1-7/8	3-1/2	1-1/2	•			
2-1/4	IM725A	3-3/4	3-1/4	2-1/8	3-3/4	1-7/16	•			
2-5/16	IM745	3-3/4	3-1/4	2	3-3/4	1-1/2	•			
2-3/8	IM765	3-7/8	3-1/4	2-1/4	4	1-1/2	•			
2-7/16	IM785	3-7/8	3-1/4	2-1/4	4	1-9/16	•			
2-1/2	IM805	3-7/8	3-1/4	2-1/4	4	1-5/8	•			
2-9/16	IM825	3-7/8	3-1/4	2-1/4	4	1-5/8		•		
2-5/8	IM845	4-1/16	3-1/4	2-1/2	4-1/4	1-11/16		•		
2-11/16	IM865	4-1/8	3-1/4	2-1/2	4-1/4	1-11/16		•		
2-3/4	IM885	4-1/4	3-1/4	2-3/8	4-1/4	1-13/16		•		
2-13/16	IM905	4-3/8	3-1/4	2-3/8	4-1/4	1-13/16		•		
2-7/8	IM925	4-3/8	3-1/4	2-3/8	4-1/4	1-13/16		•		
2-15/16	IM945	4-3/8	3-1/4	2-5/8	4-1/2	1-15/16		•		
3	IM965	4-7/16	3-1/4	2-5/8	4-1/2	1-15/16		•		
3-1/16	IM985	4-11/16	3-1/4	2-5/8	4-1/2	1-15/16		•		
3-1/8	IM1005	4-3/4	3-1/4	2-7/8	4-3/4	2		•		
3-3/16	IM1025	4-3/4	3-1/4	2-1/2	4-1/2	2		•		
3-1/4	IM1045	4-3/4	3-1/4	2-3/4	4-3/4	2-1/8		•		
3-5/16	IM1065	5	3-1/4	2-3/4	4-3/4	2-1/8		•		
3-3/8	IM1085	5	3-1/4	2-3/4	4-3/4	2-1/4		•		
3-7/16	IM1105	5	3-1/4	3	5	2-1/4		•		
3-1/2	IM1125	5-1/8	3-1/4	3	5	2-1/4		•		
3-9/16	IM1145	5-1/8	3-1/4	2-7/8	5	2-1/4			•	
3-5/8	IM1165	5-1/8	3-1/4	2-7/8	5	2-5/16			•	
3-11/16	IM1185	5-1/4	3-1/4	3-1/8	5-1/4	2-3/8			•	
3-3/4	IM1205	5-3/8	3-1/4	3-1/8	5-1/4	2-1/2			•	
3-13/16	IM1225	5-3/8	3-1/4	3-1/8	5-1/4	2-1/2			•	
3-7/8	IM1245	5-1/2	3-1/4	3-1/8	5-1/4	2-9/16			•	
3-15/16	IM1265	5-1/2	3-1/4	3-1/8	5-1/4	2-9/16			•	
4	IM1285	5-5/8	3-1/4	3-1/4	5-1/2	2-5/8			•	
4-1/16	IM1305	5-3/4	3-1/4	3-1/4	5-1/2	2-11/16			•	
4-1/8	IM1325	5-13/16	3-1/4	3-1/4	5-1/2	2-3/4			•	
4-1/4	IM1365	6	3-1/4	3-1/2	5-3/4	2-3/4			•	
4-5/16	IM1385	6-1/4	3-1/4	3-1/2	5-3/4	2-7/8			•	
4-3/8	IM1405	6-1/4	3-1/4	3-3/8	5-3/4	2-15/16			•	
4-7/16	IM1425	6-1/4	3-1/4	3-3/8	5-3/4	3			•	
4-1/2	IM1445	6-1/4	3-1/4	3-5/8	6	3-1/8			•	
4-5/8	IM1485	6-1/2	3-1/4	3-7/8	6-1/4	3-1/8			•	
4-3/4	IM1525	6-9/16	3-1/4	3-7/8	6-1/4	3-1/8			•	
4-7/8	IM1565	6-11/16	3-1/4	3-3/4	6-1/4	3-3/16			•	
5	IM1605	6-7/8	3-1/4	3-3/4	6-1/4	3-3/16				•
5-3/8	IM1725	7-5/16	3-1/4	3-5/8	6-1/4	3-7/16				•
5-3/4	IM1845	7-11/16	3-1/4	4-1/2	7-1/4	3-11/16				•
6-1/8	IM1965	8	3-1/4	4-3/8	7-1/4	3-15/16				•
6-1/2	IM2085	8-3/8	3-1/4	5	8	4-3/16				•
6-7/8	IM2205	8-13/16	3-1/4	4-7/8	8	4-3/8				•
7-1/4	IM2325	9-3/16	3-1/4	6-1/8	9-1/4	4-5/8				•
7-5/8	IM2445	9-1/2	3-1/4	6-1/4	9-1/2	4-7/8				•
8	IM2565	10	3-1/4	6-5/8	10	5-1/8				•

Deep, inches

		A	B	C	D	E
1-3/16	SIM445	2-7/8	3-1/4	2-5/8	4-1/4	1
1-7/16	SIM465	2-7/8	3-1/4	2-5/8	4-1/4	1
1-1/2	SIM485	2-7/8	3-1/4	2-5/8	4-1/4	1
1-5/8	SIM525	2-7/8	3-1/4	2-5/8	4-1/4	1-1/8
1-11/16	SIM545	3	3-1/4	2-5/8	4-1/4	1-1/8
2	SIM645	3-3/8	3-1/4	3-1/8	4-3/4	1-1/4
2-1/16	SIM665	3-7/16	3-1/4	3-1/8	4-3/4	1-5/16
2-3/16	SIM705	3-1/2	3-1/4	3-3/8	5	1-3/8
2-1/4	SIM725	3-9/16	3-1/4	3-5/8	5-1/4	1-1/2
2-5/16	SIM745	3-5/8	3-1/4	3-1/2	5-1/4	1-9/16
2-3/8	SIM765	3-3/4	3-1/4	3-1/2	5-1/4	1-9/16
2-7/16	SIM785	3-3/4	3-1/4	3-1/2	5-1/4	1-9/16
2-1/2	SIM805	3-7/8	3-1/4	3-1/2	5-1/4	1-5/8
2-9/16	SIM825	3-7/8	3-1/4	3-3/4	5-1/2	1-5/8
2-5/8	SIM845	4	3-1/4	3-3/4	5-1/2	1-11/16
2-11/16	SIM865	4-1/8	3-1/4	3-3/4	5-1/2	1-3/4
2-3/4	SIM885	4-1/8	3-1/4	3-5/8	5-1/2	1-13/16
2-13/16	SIM905	4-1/4	3-1/4	3-7/8	5-3/4	1-13/16
2-7/8	SIM925	4-5/16	3-1/4	3-7/8	5-3/4	1-7/8
2-15/16	SIM945	4-3/8	3-1/4	3-7/8	5-3/4	1-15/16
3	SIM965	4-7/16	3-1/4	4-1/8	6	1-15/16
3-1/16	SIM985	4-9/16	3-1/4	4-1/8	6	2
3-1/8	SIM1005	4-5/8	3-1/4	4-1/8	6	2-1/16
3-3/16	SIM1025	4-11/16	3-1/4	4-1/4	6-1/4	2-1/8
3-1/4	SIM1045	4-3/4	3-1/4	4-1/4	6-1/4	2-1/8
3-5/16	SIM1065	4-7/8	3-1/4	4-1/4	6-1/4	2-3/16
3-3/8	SIM1085	4-15/16	3-1/4	4-1/4	6-1/4	2-1/4
3-7/16	SIM1105	5	3-1/4	4-1/2	6-1/2	2-1/4
3-1/2	SIM1125	5-1/16	3-1/4	4-1/2	6-1/2	2-5/16
3-9/16	SIM1145	5-1/8	3-1/4	4-3/8	6-1/2	2-3/8
3-5/8	SIM1165	5-1/4	3-1/4	4-5/8	6-3/4	2-7/16
3-11/16	SIM1185	5-5/16	3-1/4	4-5/8	6-3/4	2-7/16
3-3/4	SIM1205	5-3/8	3-1/4	4-5/8	6-3/4	2-1/2
3-13/16	SIM1225	5-7/16	3-1/4	4-7/8	7	2-1/2
3-7/8	SIM1245	5-1/2	3-1/4	4-7/8	7	2-9/16
3-15/16	SIM1265	5-5/8	3-1/4	5-1/8	7-1/4	2-9/16
4	SIM1285	5-5/8	3-1/4	5	7-1/4	2-5/8
4-1/16	SIM1305	5-3/4	3-1/4	5-1/4	7-1/2	2-11/16
4-1/8	SIM1325	5-13/16	3-1/4	5-1/4	7-1/2	2-3/4
4-1/4	SIM1365	6	3-1/4	5-1/2	7-3/4	2-13/16
4-5/16	SIM1385	6-1/4	3-1/4	5-1/2	7-3/4	3
4-3/8	SIM1405	6-1/4	3-1/4	5-3/8	7-3/4	3
4-1/2	SIM1445	6-1/4	3-1/4	5-5/8	8	3
4-5/8	SIM1485	6-3/8	3-1/4	5-5/8	8	3-1/16
4-3/4	SIM1525	6-1/2	3-1/4	5-5/8	8	3-1/16



SIM1005

ASME®/ANSI® B107.2



IM445R



IM729P

Locking Rings and Pins for 1-1/2" and 2-1/2" Extensions, Adaptors, Impact Sockets

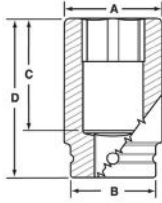
Stock No.	Description	Use with
IM243R	Synthetic Rubber Locking Ring	1" Drive Sockets/Accessories up to 1-3/8" (35 mm) Plus IM124 Adaptor
IM243P	Steel Locking Pin	1" Drive Sockets/Accessories up to 1-3/8" (35 mm)
IM445R	Rubber Locking Ring	All 1-1/2" Drive Sockets/Accessories
IM729P	Steel Locking Pin	All 2-1/2" Drive Sockets/Accessories

For use on SIM, IM, IMM and SIMM sockets and other accessories.



- Do not use "cheater bars" on handles.
- Pull, do not push on handle.
- Read Safety Precautions on pages W1-W4

FLANK DRIVE® IMPACT SOCKETS



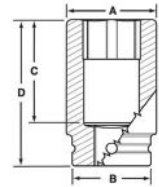
IM2209

Shallow, inches

Set Contains:	6	A	B	C	D	716M	713M	714M	711M
						6	6	6	6
2	IM649	3-7/16	5	2-31/32	5-1/2	•			
2-3/16	IM709	3-21/32	5	3-7/32	5-3/4	•			
2-1/4	IM729	3-23/32	5	3-7/32	5-3/4	•			
2-3/8	IM769	3-7/8	5	3-15/32	6	•			
2-1/2	IM809	4	5	3-15/32	6	•			
2-9/16	IM829	4-3/32	5	3-15/32	6	•			
2-5/8	IM849	4-5/32	5	3-15/32	6	•			
2-3/4	IM889	4-5/16	5	3-23/32	6-1/4	•			
2-7/8	IM929	4-7/16	5	3-23/32	6-1/4	•			
2-15/16	IM949	4-17/32	5	3-23/32	6-1/4	•			
3	IM969	4-19/32	5	3-23/32	6-1/4	•			
3-1/8	IM1009	4-3/4	5	3-31/32	6-1/2	•			
3-1/4	IM1049	5	5	3-31/32	6-1/2	•			
3-3/8	IM1089	5	5	3-31/32	6-1/2	•			
3-7/16	IM1109	5	5	4-7/32	6-3/4	•			
3-1/2	IM1129	5-3/16	5	4-7/32	6-3/4	•			
3-5/8	IM1169	5-5/16	5	4-7/32	6-3/4		•		
3-3/4	IM1209	5-15/32	5	4-15/32	7		•		
3-7/8	IM1249	5-5/8	5	4-15/32	7		•		
4	IM1289	5-3/4	5	4-15/32	7		•		
4-1/16	IM1309	5-27/32	5	4-15/32	7		•		
4-1/8	IM1329	5-29/32	5	4-23/32	7-1/4		•		
4-1/4	IM1369	6-1/16	5	4-23/32	7-1/4		•		
4-3/8	IM1409	6-7/32	5	4-23/32	7-1/4		•		
4-1/2	IM1449	6-11/32	5	4-31/32	7-1/2		•		
4-5/8	IM1489	6-1/2	5	4-31/32	7-1/2		•		
4-3/4	IM1529	6-21/32	5	4-31/32	7-1/2		•		
4-7/8	IM1569	6-25/32	5	5-7/32	7-3/4		•		
5	IM1609	6-15/16	5	5-7/32	7-3/4		•		
5-1/8	IM1649	7-3/32	5	5-7/32	7-3/4			•	
5-1/4	IM1689	7-7/32	5	5-15/32	8			•	
5-3/8	IM1729	7-3/8	5	5-15/32	8			•	
5-7/16	IM1749	7-7/16	5	5-3/8	8			•	
5-1/2	IM1769	7-17/32	5	5-5/8	8-1/4			•	
5-5/8	IM1809	7-21/32	5	5-19/32	8-1/4			•	
5-3/4	IM1849	7-13/16	5	5-19/32	8-1/4			•	
5-7/8	IM1889	7-31/32	5	5-13/16	8-1/2			•	
6	IM1929	8-3/32	5	5-3/4	8-1/2			•	
6-1/8	IM1969	8-1/4	5	5-3/4	8-1/2			•	
6-1/4	IM20099	8-13/32	5	5-31/32	8-3/4			•	
6-3/8	IM2049	8-17/32	5	5-15/16	8-3/4			•	
6-1/2	IM2089	8-11/16	5	5-15/16	8-3/4			•	
6-5/8	IM2129	8-27/32	5	6-5/32	9			•	
6-3/4	IM2169	8-31/32	5	6-1/8	9				•
6-7/8	IM2209	9-1/8	5	6-1/8	9				•
7	IM2249	9-9/32	5	6-5/16	9-1/4				•
7-1/8	IM2289	9-13/32	5	6-5/16	9-1/4				•
7-1/4	IM2329	9-9/16	5	6-17/32	9-1/2				•
7-3/8	IM2369	9-23/32	5	6-1/2	9-1/2				•
7-1/2	IM2409	9-7/8	5	6-1/2	9-1/2				•
7-5/8	IM2449	10	5	6-23/32	9-3/4				•
7-3/4	IM2489	10-5/32	5	6-11/16	9-3/4				•
7-7/8	IM2529	10-5/16	5	6-11/16	9-3/4				•
8	IM2569	10-7/16	5	6-7/8	10				•

Shallow, mm

mm	6	A	B	C	D	Set Contains:		
						713MM	710MM	709MM
	6					6	6	6
60	IMM609	97.6	127	88.1	152.4	•		
65	IMM659	104.0	127	88.1	152.4	•		
67	IMM679	105.6	127	88.1	152.4	•		
70	IMM709	109.5	127	94.5	158.8	•		
71	IMM719	110.3	127	94.5	158.8	•		
75	IMM759	115.1	127	94.5	158.8	•		
80	IMM809	121.4	127	100.8	165.1	•		
85	IMM859	127.0	127	100.8	165.1	•		
86	IMM869	127.0	127	100.8	165.1	•		
90	IMM909	132.6	127	107.2	171.5	•		
95	IMM959	138.9	127	107.2	171.5	•		
98	IMM989	142.1	127	113.5	177.8	•		
100	IMM1009	144.5	127	113.5	177.8	•		
105	IMM1059	150.8	127	119.9	184.2		•	
110	IMM1109	156.4	127	119.9	184.2		•	
115	IMM1159	161.9	127	126.2	190.5		•	
120	IMM1209	168.3	127	126.2	190.5		•	
125	IMM1259	173.8	127	132.6	196.9		•	
130	IMM1309	179.4	127	132.6	196.9		•	
135	IMM1359	185.7	127	138.9	203.2		•	
140	IMM1409	191.3	127	142.9	209.6		•	
145	IMM1459	196.9	127	142.1	209.6		•	
150	IMM1509	203.2	127	147.6	215.9		•	
155	IMM1559	208.8	127	146.1	215.9			•
160	IMM1609	215.1	127	151.6	222.3			•
165	IMM1659	215.1	127	150.8	222.3			•
170	IMM1709	226.2	127	156.4	228.6			•
175	IMM1759	232.6	127	161.9	235.0			•
180	IMM1809	238.1	127	160.3	235.0			•
185	IMM1859	243.7	127	165.9	241.3			•
190	IMM1909	250.0	127	165.1	241.3			•
200	IMM2009	261.9	127	169.9	247.7			•



IMM1159



IM729P

Master Ring and Pin Chart for Impact Sockets and Accessories

Stock No.	Description	Use with
IM729P	Steel Locking Pin	All 2-1/2" Drive Sockets/Accessories

For use on SIM, IM, IMM and SIMM sockets and other accessories.



WARNING

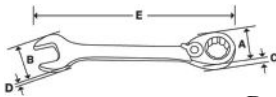


• Read Safety Precautions on pages W1-W4

FLANK DRIVE® PLUS REVERSIBLE RATCHETING COMBINATION



- Patented, ratcheting mechanism utilizes Snap-on® Dual 80® Technology, combining dual pawls with a thin-walled, box-end design for smooth operation and more torque transfer in less lateral space
- 12-point ratcheting gear is cold formed and features the Flank Drive® wrenching configuration, the proven design for turning fasteners
- Open end features the patented Flank Drive® Plus wrenching configuration that delivers up to 62% more turning power than conventional wrenches
- Up to 80 gear teeth requires minimal movement in tight areas
- Box end is offset 15° for maximum clearance
- **STRONG:** Manufactured from special alloy steel; Precision forged, cold-formed and heat treated; Nickel-chrome plating; optimum corrosion protection, strength and durability
- **POWERFUL:** Continuous arc design; smooth operation distributes stress evenly creating more torque transfer



Ratcheting Combination/Standard Handle, 15° Offset, mm



SOXRRM10A




SOXRRM710A

mm	12	A	B	C	D	E	Set Contains:			
							SOXRRM704A*	SOXRRM707A*	SOXRRM710A*	SOXRRM01FBRA^
6	SOXRRM6A	16.3	13.8	6.7	3.7	126	•			•
7	SOXRRM7A	16.8	15.1	6.9	3.9	137	•			•
8	SOXRRM8A	17.8	17.0	7.1	4.3	149	•			•
9	SOXRRM9A	19.6	19.2	7.9	4.7	164	•			•
10	SOXRRM10A	19.1	21.1	7.2	5.1	179		•	•	•
11	SOXRRM11A	21.1	23.4	7.6	5.5	194		•	•	•
12	SOXRRM12A	22.7	25.1	8.1	5.9	207		•	•	•
13	SOXRRM13A	24	27.2	8.2	6.3	221		•	•	•
14	SOXRRM14A	26.3	29.2	8.2	6.7	235		•	•	•
15	SOXRRM15A	27.8	31.2	9.1	7.1	249		•	•	•
16	SOXRRM16A	28.4	33	9.8	7.4	261			•	•
17	SOXRRM17A	30.5	35.1	9.9	7.8	277		•	•	•
18	SOXRRM18A	31.8	37.1	10.4	8.2	291			•	•
19	SOXRRM19A	32.4	39.4	10.9	8.6	305			•	•

*Sets include storage tray
^Sets shown include foam organizer

ASME® B107.100



Ratcheting Combination/Standard Handle, 15° Offset, inches



SOXRR707A

11	12	A	B	C	D	E	Set Contains:		
							SOXRR702A*	SOXRR707A*	SOXRR01FBRA^
1/4	SOXRR8A	21/32	9/16	9/32	5/32	4-15/16	•		•
5/16	SOXRR10A	27/32	11/16	9/32	3/16	5-29/32	•		•
3/8	SOXRR12A	3/4	27/32	9/32	7/32	7-1/32		•	•
7/16	SOXRR14A	27/32	15/16	5/16	7/32	7-21/32		•	•
1/2	SOXRR16A	15/16	1-1/16	11/32	1/4	8-11/16		•	•
9/16	SOXRR18A	1-1/32	1-5/32	11/32	1/4	9-1/4		•	•
5/8	SOXRR20A	1-1/8	1-5/16	3/8	9/32	10-9/32		•	•
11/16	SOXRR22A	1-3/16	1-3/8	13/32	5/16	10-7/8		•	•
3/4	SOXRR24A	1-9/32	1-9/16	7/16	11/32	12		•	•

*Sets include storage tray
^Sets shown include foam organizer


ASME® B107.100

FLANK DRIVE® PLUS REVERSIBLE RATCHETING COMBINATION

Foam Combination Sets (Wrenches)

SOXRRSET1BRA* 23 pc 12-Point Metric/SAE Flank Drive® Plus Reversible Ratcheting Combination Wrench Master Foam Set

- Includes SOXRRM6A–SOXRRM19A (6–19 mm) and SAE SOXRR8A–SOXRR24A (1/4–3/4") in a foam organizer
- Patented ratcheting mechanism utilizes Snap-on® Dual 80® Technology, combining dual-pawls with a thin-walled, box-end design, for smooth operation and more torque transfer in less lateral space
- Flank-Drive® gear features an 80-tooth profile and is cold formed from the same steel as Snap-on sockets, delivering up to 40% more cycle life and strength equivalent to traditional combination wrenches
- Flank-Drive® Plus wrenching profile on open end, “bites” into the fastener, preventing slipping and rounding of the fasteners, while providing up to 62% more turning power and strength
- Manufactured from special alloy steel; precision forged and heat-treated, with nickel-chrome finish for optimum strength and durability
- Longer length wrench handle is sized for optimum comfort and balance, and provides increased leverage, especially in tight spaces
- Handle is offset 15° from box-end for maximum knuckle clearance and increased access in any space



SOXRRSET1BRA

FOAM ORGANIZER

- Modular design provides in-drawer reconfiguration for new tools
- Each tool is precision fitted providing ultimate tool protection
- Push-to-lift feature facilitates tool retrieval while maintaining max tool density on smallest footprint
- Contrasting colors provide visual control which eliminates time searching for missing tools
- Closed cell cross-linked foam resist oils, solvents and fuels—easy to clean
- Fits in a 3" drawer

Colors Available



* ADD SUFFIX TO STOCK NUMBER FOR SPECIAL COLORS.

Reversible Ratcheting Box/Speed Open End, mm


- Patented open end speed-wrenching configuration delivers more speed than conventional wrenches
- Speed open end provides quick, ratchet-like action
- Flank Drive® wrenching system on the box end provides up to 15–20% more turning power with less risk of tool or fastener damage
- Manufactured from special alloy steel, precision forged and heat treated for optimum strength and durability
- Up to 80 gear teeth for minimal movement in tight areas
- Box end is offset 15° for clearance
- Sized for optimum comfort and balance
- Nickel-chrome plating helps protect against corrosion and makes it easy to wipe clean

mm	12	A	B	C	D	E	Gear Teeth	12
10	SRXRM10	21.5	19.1	8.3	5.1	179	72	•
11	SRXRM11	22.0	21.0	8.6	5.6	194	72	•
12	SRXRM12	23.5	22.9	9.3	5.9	207	80	•
13	SRXRM13	25.0	24.8	10.2	6.4	221	80	•
14	SRXRM14	27.0	26.7	10.2	6.6	235	80	•
15	SRXRM15	28.5	28.6	11.1	7.4	249	80	•
16	SRXRM16	30.5	30.5	11.1	7.4	261	80	•
17	SRXRM17	32.0	32.4	12.0	7.9	277	80	•
18	SRXRM18	34.5	34.3	12.0	8.2	291	80	•
19	SRXRM19	36.5	36.2	12.9	8.6	305	80	•

Sets include storage tray

ASME® B107.100

SRXRM10
Set Contains:




SRXRM10

Reversible Ratcheting Combination/Spline, inches

Size, Spline (SAE)	Stock No.	A	B	C	D	E	
#12 (3/8)	SOSRR12	3/4	27/32	9/32	7/32	7-1/32	•
#14 (7/16")	SOSRR14	27/32	15/16	5/16	7/32	7-21/32	•
#16 (1/2")	SOSRR16	15/16	1-1/16	11/32	1/4	8-11/16	•
#18 (9/16")	SOSRR18	1-1/32	1-5/32	11/32	1/4	9-1/4	•
#20 (5/8")	SOSRR20	1-1/8	1-5/16	3/8	9/32	10-9/32	•
#22 (11/16")	SOSRR22	1-3/16	1-3/8	13/32	5/16	10-7/8	•
#24 (3/4")	SOSRR24	1-9/32	1-9/16	7/16	11/32	12	•

Sets include storage tray

SOSRR12
Set Contains:



SOSRR12



- Frequently inspect, clean and lubricate ratchet mechanism with light oil.
- Read Safety Precautions on pages W1–W4

FLANK DRIVE® PLUS NON-REVERSIBLE COMBINATION



SOXRM703A



SOXRM704A



SOXRM710A



SOXRM01FBRA



SOXRM02FBRA



Ratcheting Combination/ Standard Handle, 0° Offset, mm

Set Contains:

mm	12	A	B	C	D	E	SOXRM703A*	SOXRM704A*	SOXRM710A*	SOXRM01FBRA^	SOXRM02FBRA^
6	SOXRM6A	16	13.2	6.4	3.5	123					
7	SOXRM7A	16	15	6.4	3.9	134					
8	SOXRM8A	16.9	17	6.4	4.3	147					
9	SOXRM9A	18.2	19.2	6.8	4.7	159					
10	SOXRM10A	19.1	21.1	7.2	5.1	171					
11	SOXRM11A	21.1	23.4	7.6	5.5	183					
12	SOXRM12A	22.7	25.1	8.1	5.9	195					
13	SOXRM13A	24	27.2	8.2	6.3	207					
14	SOXRM14A	26.3	29.2	8.3	6.7	219					
15	SOXRM15A	27.8	31.2	8.3	7.1	231					
16	SOXRM16A	28.4	33	9.8	7.4	243					
17	SOXRM17A	30.5	35.1	9.9	7.8	255					
18	SOXRM18A	31.8	37.1	10.4	8.2	267					
19	SOXRM19A	32.4	39.4	10.9	8.6	279					
21	SOXRM21A	39.5	43.2	13	9.4	314					
22	SOXRM22A	39.7	45.7	13	9.9	329					
24	SOXRM24A	46.1	48.8	14.1	10.5	358					

*Sets include storage tray
^Sets shown include foam organizer.

ASME® B107.100

FLANK DRIVE® PLUS NON-REVERSIBLE COMBINATION



SOXR702A



SOXR704A



SOXR707A



SOXR02FBRA



Ratcheting Combination/ Standard Handle, 0° Offset, inches

Set Contains:	Set Contains:					Set Contains:					
	SOXR702A*	SOXR704A*	SOXR707A*	SOXR01FBRA*	SOXR02FBRA*	12	12	12	12	12	
1/4	SOXR8A	5/8	1/2	1/4	9/64	4-27/32	•			•	
5/16	SOXR10A	21/32	43/64	1/4	11/64	6-1/4	•			•	
3/8	SOXR12A	3/4	27/32	9/32	3/16	6-3/4			•	•	
7/16	SOXR14A	27/32	29/32	5/16	7/32	7-7/32			•	•	
1/2	SOXR16A	15/16	1-1/16	11/32	1/4	8-5/32			•	•	
9/16	SOXR18A	1-1/32	1-5/32	11/32	1/4	8-5/8			•	•	
5/8	SOXR20A	1-1/8	1-5/16	3/8	9/32	9-9/16			•	•	
11/16	SOXR22A	1-7/32	1-3/8	13/32	5/16	10-1/32			•	•	
3/4	SOXR24A	1-9/32	1-9/16	7/16	11/32	10-31/32			•		•
13/16	SOXR26A	1-9/16	1-3/4	17/32	3/8	12-3/8		•			•
7/8	SOXR28A	1-9/16	1-13/16	17/32	13/32	12-15/16		•			•
15/16	SOXR30A	1-13/16	1-15/16	9/16	7/16	14-1/8		•			•
1	SOXR32A	1-13/16	1-15/16	9/16	7/16	14-11/16		•			•

*Sets include storage tray

^Sets shown include foam organizer.

ASME® B107.100

Non-Reversible Ratcheting Combination/Spline, inches

Snap-on® spline wrenching tools have been developed to service high-tensile strength spline nuts and bolts widely used on both military and commercial aircraft. Precise, radial spline teeth engage the fastener teeth over a wider area to minimize stress, and allow application of high torque to reduce risk of damage to the fastener or to the tool. Chrome tools comply with Military Spec. MS-33787 and MIL-W-8982. The unique spline wrenching configuration can also be used on ordinary 6- and 12-point fasteners with an advantage similar to the Snap-on® Flank Drive® wrenching system.



Stock No.	A	B	C	D	E	
#7 (7/32)	SOSR7	5/8	17/32	1/4	5/32	4-27/32
#8 (1/4)	SOSR8	5/8	17/32	1/4	5/32	4-27/32
#9 (9/32)	SOSR9	21/32	11/16	1/4	3/16	5-25/32
#10 (5/16)	SOSR10	21/32	11/16	1/4	3/16	5-25/32
#11 (11/32)	SOSR11	23/32	3/4	9/32	3/16	6-1/4
#12 (3/8)	SOSR12	3/4	27/32	9/32	7/32	6-3/4
#14 (7/16")	SOSR14	27/32	15/16	5/16	7/32	7-7/32
#16 (1/2")	SOSR16	15/16	1-1/16	11/32	1/4	8-5/32
#18 (9/16")	SOSR18	1-1/32	1-5/32	11/32	1/4	8-5/8
#20 (5/8")	SOSR20	1-1/8	1-5/16	3/8	9/32	9-9/16
#22 (11/16")	SOSR22	1-3/16	1-3/8	13/32	5/16	10-1/32
#24 (3/4")	SOSR24	1-9/32	1-9/16	7/16	11/32	10-31/32
#26 (13/16")	SOSR26	1-9/16	1-23/32	1/2	3/8	12-11/32
#28 (7/8")	SOSR28	1-9/16	1-13/16	1/2	13/32	12-15/16
#30 (15/16")	SOSR30	1-13/16	1-15/16	9/16	13/32	14-1/8
#32 (1")	SOSR32	1-13/16	2-1/32	9/16	7/16	14-23/32



SOSR10



SOSR30




- Frequently inspect, clean and lubricate ratchet mechanism with light oil.
- Read Safety Precautions on pages W1-W4

FLANK DRIVE® RATCHETING COMBINATION




Ratcheting Combination/Standard Handle, 0° Offset, inches


	12	A	B	C	D	E	Set Contains:		
							OXR702A	OXR707A*	OXR704A*
1/4	OXR8A	5/8	1/2	1/4	9/64	4-27/32	•		
5/16	OXR10A	21/32	43/64	1/4	11/64	6-1/4	•		
3/8	OXR12A	3/4	27/32	9/32	3/16	6-3/4		•	
7/16	OXR14A	27/32	29/32	5/16	7/32	7-7/32		•	
1/2	OXR16A	15/16	1-1/16	11/32	1/4	8-5/32		•	
9/16	OXR18A	1-1/32	1-5/32	11/32	1/4	8-5/8		•	
5/8	OXR20A	1-1/8	1-5/16	3/8	9/32	9-9/16		•	
11/16	OXR22A	1-7/32	1-3/8	13/32	5/16	10-1/32		•	
3/4	OXR24A	1-9/32	1-9/16	7/16	11/32	10-31/32		•	
13/16	OXR26A	1-9/16	1-3/4	17/32	3/8	12-3/8			•
7/8	OXR28A	1-9/16	1-13/16	17/32	13/32	12-15/16			•
15/16	OXR30A	1-13/16	1-15/16	9/16	7/16	14-1/8			•
1	OXR32A	1-13/16	2-1/16	9/16	7/16	14-11/16			•

*Sets include storage tray

ASME® B107.100



Ratcheting Combination/Standard Handle, 0° Offset, mm

	12	A	B	C	D	E	Set Contains:		
							OXRM704A*	OXRM710A*	OXRM703A
6	OXRM6A	16	13.2	6.4	3.5	123	•		
7	OXRM7A	16	15	6.4	3.9	134	•		
8	OXRM8A	16.9	17	6.4	4.3	147	•		
9	OXRM9A	18.2	19.2	6.8	4.7	159	•		
10	OXRM10A	19.1	21.1	7.2	5.1	171		•	
11	OXRM11A	21.1	23.4	7.6	5.5	183		•	
12	OXRM12A	22.7	25.1	8.1	5.9	195		•	
13	OXRM13A	24	27.2	8.2	6.3	207		•	
14	OXRM14A	26.3	29.2	8.3	6.7	219		•	
15	OXRM15A	27.8	31.2	8.3	7.1	231		•	
16	OXRM16A	28.4	33	9.8	7.4	243		•	
17	OXRM17A	30.5	35.1	9.9	7.8	255		•	
18	OXRM18A	31.8	37.1	10.4	8.2	267		•	
19	OXRM19A	32.4	39.4	10.9	8.6	279		•	
21	OXRM21A	39.5	43.2	13	9.4	314			•
22	OXRM22A	39.7	45.7	13	9.9	329			•
24	OXRM24A	46.1	48.8	14.1	10.5	358			•

*Sets include storage tray

ASME® B107.100

FLANK DRIVE® RATCHETING COMBINATION



OXKRM705



OXKRM707



Ratcheting Combination/Short Handle, 0° Offset, mm

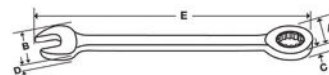
mm	12	A	B	C	D	E	Set Contains:	
							OXKRM705	OXKRM707
	12						12	12
6	OXKRM6	16	13.2	6.4	3.5	81		
7	OXKRM7	16	14.9	6.4	3.9	85		
8	OXKRM8	16.9	17	6.4	4.3	89		•
9	OXKRM9	18.2	19.1	6.8	4.7	93		•
10	OXKRM10	19.1	21.1	7.2	5.1	97		•
11	OXKRM11	21.1	23.4	7.6	5.5	101		•
12	OXKRM12	22.7	25.1	8.1	5.9	105		•
13	OXKRM13	24.0	27.2	8.2	6.3	110		•
14	OXKRM14	26.3	29.2	8.3	6.7	114		•
15	OXKRM15	27.8	31.2	8.3	7.1	118	•	
16	OXKRM16	28.4	33.0	9.8	7.4	122	•	
17	OXKRM17	30.5	35.1	9.9	7.8	127	•	
18	OXKRM18	31.8	37.1	10.4	8.2	131	•	
19	OXKRM19	32.4	39.4	10.9	8.6	135	•	

Sets include storage tray

ASME® B107.100



OXKR707



Ratcheting Combination/Short Handle, 0° Offset, inches

Inches	12	A	B	C	D	E	Set Contains:	
							OXKR707	
	12						12	
1/4	OXKR8	5/8	1/2	1/4	9/64	3-3/16		
5/16	OXKR10	21/32	43/64	1/4	11/64	3-17/32		
3/8	OXKR12	3/4	27/32	9/32	3/16	3-27/32	•	
7/16	OXKR14	27/32	29/32	5/16	7/32	3-31/32	•	
1/2	OXKR16	15/16	1-1/16	11/32	1/4	4-5/16	•	
9/16	OXKR18	1-1/32	1-5/32	11/32	1/4	4-15/32	•	
5/8	OXKR20	1-1/8	1-5/16	3/8	9/32	4-13/16	•	
11/16	OXKR22	1-7/32	1-3/8	13/32	5/16	4-31/32	•	
3/4	OXKR24	1-9/32	1-9/16	7/16	11/32	5-11/32	•	

Sets include storage tray

ASME® B107.100



- Frequently inspect, clean and lubricate ratchet mechanism with light oil.
- Read Safety Precautions on pages W1-W4

FLANK DRIVE® HIGH-PERFORMANCE RATCHETING BOX WRENCHES

- Extended-length handle pattern, combined with 0° offset, increases leverage to maximize torque to break loose difficult fasteners
- 80-tooth ratcheting gear utilizes key elements of Snap-on® Dual 80® Technology, minimizing swing arc when working in restricted spaces
- Flank-Drive® box-end wrenching system grips fastener flats to deliver up to 15–20% more turning power with less risk of fastener damage

- Wrench handle is sized for optimum length, comfort and balance
- Nickel-chrome finish helps protect against corrosion and makes it easy to wipe the wrenches clean



XDLRM705K1A


Ratcheting Box, 0° Offset, mm

Set Contains:

XDLRM705K1A
XDLRM705K2A

mm	12	A	B	C	D	E	12	12
8	XDLRM8A	16.9	11.6	6.4	6.2	231		
9	XDLRM9A	18.2	13	6.8	6.2	244		
10	XDLRM10A	19.1	14.4	7.2	7.6	257		•
11	XDLRM11A	21.1	15.6	7.6	8.5	270	•	
12	XDLRM12A	22.7	17.1	8.1	8.9	282	•	
13	XDLRM13A	24	18.7	8.2	8.9	295		•
14	XDLRM14A	26.3	20.1	8.3	10.2	336	•	
15	XDLRM15A	27.8	21.5	8.3	10.9	349		•
16	XDLRM16A	28.4	22.6	9.8	11.2	362	•	
17	XDLRM17A	30.5	23.7	9.9	11.3	375		•
18	XDLRM18A	31.8	24.9	10.4	12.1	388	•	
19	XDLRM19A	32.4	26.3	10.9	12.1	401		•

Sets include storage bag.



XDLR705A

Ratcheting Box, 0° Offset, inches

Set Contains:

XDLR705A

"	12	A	B	C	D	E	12
5/16	XDLR10A	21/32	29/64	1/4	1/4	9-1/16	
3/8	XDLR12A	3/4	9/16	9/32	19/64	10-3/32	•
7/16	XDLR14A	27/32	39/64	5/16	11/32	10-39/64	•
1/2	XDLR16A	15/16	23/32	11/32	23/64	11-5/8	•
9/16	XDLR18A	1-1/32	13/16	11/32	13/32	13-1/4	•
5/8	XDLR20A	1-1/8	57/64	3/8	7/16	14-1/4	
11/16	XDLR22A	1-7/32	15/16	13/32	7/16	14-49/64	
3/4	XDLR24A	1-9/32	1-3/64	7/16	31/64	15-51/64	•

Sets include storage bag.



XDRE707

TORX® Ratcheting Box

Set Contains:

XDRE707

#	Stock No.	A	B	C	D	E	
E6	XDRE06	5/8	5/16	1/4	11/64	4-1/2	•
E7	XDRE07	5/8	5/16	1/4	13/64	4-7/8	•
E8	XDRE08	5/8	3/8	1/4	7/32	5-5/16	•
E10	XDRE10	21/32	7/16	1/4	1/4	5-25/32	•
E12	XDRE12	3/4	17/32	9/32	5/16	6-23/32	•
E14	XDRE14	27/32	5/8	31/32	11/32	7-3/16	•
E16	XDRE16	15/16	23/32	5/16	11/32	7-13/16	•
E18	XDRE18	1-1/32	13/16	5/16	13/32	8-5/8	
E20	XDRE20	1-1/8	7/8	3/8	7/16	9-9/16	
E24	XDRE24	1-9/32	1-1/32	7/16	15/32	11-9/16	

Sets include storage tray

DOUBLE FLEX RATCHETING BOX WRENCHES

- 180° flexible ratcheting head combined with narrow width and low-height profile of wrench head allows for access into the tightest of spaces
- Yoke/tang combination utilizes well-established Snap-on® flex ratchet design for ultimate strength and durability
- Unique, patented ratcheting gear design is optimized to maximize ratcheting arc, strength, durability and access for the most balanced wrench available

- Nickel-chrome finish helps protect against corrosion and makes it easy to wipe clean
- 80-tooth ratcheting gear utilizes key elements of Snap-on® Dual 80® Technology, minimizing swing arc when working in restricted spaces
- Flank Drive® box-end system grips fastener flats to deliver up to 15–20% more turning power with less risk of fastener damage


Flank Drive® Double Flex Ratcheting Box, mm

Set Contains:

XFRM705

mm	12	A	B	C	D	E	12
6, 7	XFRM67	16	16	6.4	6.4	300	
8, 10	XFRM810A	16.9	19.1	9.8	10.4	330	•
9, 11	XFRM911A	18.2	21.1	6.8	7.6	365	
12, 14	XFRM1214	22.7	26.3	8.0	8.3	411	•
13, 15	XFRM1315	24.0	26.3	8.2	8.6	413	•
16, 18	XFRM1618A	28.4	31.8	10.0	10.4	432	•
17, 19	XFRM1719A	30.5	32.4	10.1	10.9	470	•

Set includes storage bag



Flank Drive® Double Flex Ratcheting Box, inches

Set Contains:

XFR704

	12	A	B	C	D	E	12
1/4, 11/32	XFR811	5/8	23/32	1/4	9/32	12	
5/16, 3/8	XFR1012	21/32	3/4	1/4	9/32	13	•
7/16, 1/2	XFR1416	27/32	15/16	5/16	11/32	14-5/8	•
9/16, 11/16	XFR1822	1-1/32	1-3/16	11/32	3/8	17	•
5/8, 3/4	XFR2024	1-1/8	1-9/32	13/32	7/16	18-7/16	•

Set includes storage bag



REVERSIBLE RATCHETING COMBINATION (Blue-Point®)

Ratcheting Combination/Standard Handle, 15° Offset, mm (Blue-Point®)

Set Contains:

BOERM712
BOERM704

mm	12	A	B	C	D	E	12	12
6	BOERM6	16.3	16.3	6.6	3.6	114.3		
6	BOERM7	16.5	16.4	6.6	3.9	125		
8	BOERM8	17.8	17.7	6.5	4.0	135	•	
9	BOERM9	19.5	20.0	7.4	4.0	150	•	
10	BOERM10	21.5	21.9	8.0	5.0	160	•	
11	BOERM11	22.0	23.9	8.5	5.5	170	•	
12	BOERM12	23.5	25.0	9.0	5.5	175	•	
13	BOERM13	25.0	25.9	10.0	6.3	180	•	
14	BOERM14	27.0	29.9	10.0	6.5	190	•	
15	BOERM15	28.5	31.1	11.0	7.0	200	•	
16	BOERM16	30.5	33.6	11.0	7.0	210	•	
17	BOERM17	32.0	36.5	12.0	7.0	230	•	
18	BOERM18	34.5	38.5	12.0	8.0	240	•	
19	BOERM19	36.5	38.7	12.9	8.7	250	•	
21	BOERM21	39.4	43.2	13.7	9.4	266.7		•
22	BOERM22	41.7	45.7	14.5	9.4	285.8		•
24	BOERM24	46.5	49.5	15.5	11.2	304.8		•
25	BOERM25	47.2	52.8	15.5	11.2	327.2		•

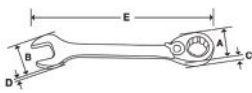
Sets include storage tray

ASME® B107.100



- Frequently inspect, clean and lubricate ratchet mechanism with light oil.
- Read Safety Precautions on pages W1–W4

REVERSIBLE RATCHETING COMBINATION (Blue-Point®)



BOER708

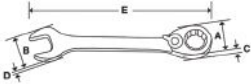
Ratcheting Combination/Standard Handle, 15° Offset, inches (Blue-Point®)

Set Contains: **BOER708** **BOER704**

		A	B	C	D	E		
7/32	BOER7	5/8	21/32	1/4	5/32	4-1/2		
1/4	BOER8	21/32	21/32	1/4	5/32	4-1/2		
5/16	BOER10	11/16	11/16	1/4	5/32	5-5/16	•	
11/32	BOER11	25/32	25/32	9/32	5/32	5-15/16		
3/8	BOER12	27/32	7/8	5/16	3/16	6-5/16	•	
7/16	BOER14	7/8	15/16	11/32	7/32	6-11/16	•	
1/2	BOER16	31/32	1-1/32	13/32	1/4	7-1/16	•	
9/16	BOER18	1-1/16	1-3/16	13/32	1/4	7-1/2	•	
5/8	BOER20	1-3/16	1-5/16	7/16	9/32	8-1/4	•	
11/16	BOER22	1-1/4	1-7/16	15/32	9/32	9-1/16	•	
3/4	BOER24	1-7/16	1-17/32	1/2	11/32	9-13/16	•	
13/16	BOER26	1-9/16	1-23/32	17/32	3/8	10-1/2		•
7/8	BOER28	1-21/32	1-27/32	9/16	3/8	11-1/4		•
15/16	BOER30	1-27/32	1-31/32	5/8	7/16	12		•
1	BOER32	1-7/8	2-3/32	5/8	7/16	12-7/8		•

Sets include storage tray

ASME® B107.100



BOERMS712

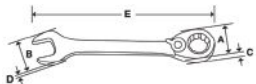
Ratcheting Combination/Short Handle, 15° Offset, mm (Blue-Point®)

Set Contains: **BOERMS712**

		A	B	C	D	E	
8	BOERMS8	17.8	17.7	6.5	4.0	90	•
9	BOERMS9	19.5	20.0	7.4	4.0	95	•
10	BOERMS10	21.5	21.9	8.0	5.0	100	•
11	BOERMS11	22.0	23.9	8.5	5.5	105	•
12	BOERMS12	23.5	25.0	9.0	5.5	110	•
13	BOERMS13	25.0	25.9	10.0	6.3	115	•
14	BOERMS14	27.0	29.9	10.0	6.5	120	•
15	BOERMS15	28.5	31.1	11.0	7.0	125	•
16	BOERMS16	30.5	33.6	11.0	7.0	128	•
17	BOERMS17	32.0	36.5	12.0	7.0	132	•
18	BOERMS18	34.5	38.5	12.0	8.0	138	•
19	BOERMS19	36.5	38.7	12.9	8.7	142	•

Sets include storage tray

ASME® B107.100



BOERS708

Ratcheting Combination/Short Handle, 15° Offset, inches (Blue-Point®)

Set Contains: **BOERS708**

		A	B	C	D	E	
5/16	BOERS10	11/16	11/16	1/4	5/32	3-9/16	•
3/8	BOERS12	27/32	7/8	5/16	3/16	3-15/16	•
7/16	BOERS14	7/8	15/16	11/32	7/32	4-1/8	•
1/2	BOERS16	31/32	1-1/32	13/32	1/4	4-1/2	•
9/16	BOERS18	1-1/16	1-3/16	13/32	1/4	4-3/4	•
5/8	BOERS20	1-3/16	1-5/16	7/16	9/32	5-1/16	•
11/16	BOERS22	1-1/4	1-7/16	15/32	9/32	5-3/16	•
3/4	BOERS24	1-7/16	1-17/32	1/2	11/32	5-9/16	•

Sets include storage tray

ASME® B107.100

REVERSIBLE RATCHETING COMBINATION (Blue-Point®)

WRENCHES

Flex Head Ratcheting Combination/Standard Handle, 15° Offset, mm (Blue-Point®)

- Flex head pivots 90° in either direction to reach hard-to-get fasteners
- Reversible dual pawl ratcheting box end yields smooth operation and maximum strength
- 4.5° (5° for smaller wrenches) tooth engagement; less movement to engage the next tooth
- Tough, durable nickel-chrome finish

mm	12	A	B	C	D	E	12
8	BOERMF8A	17.8	17.7	6.5	4.0	142	•
9	BOERMF9A	19.5	20.0	7.4	4.0	152	•
10	BOERMF10A	21.5	21.9	8.0	5.0	162	•
11	BOERMF11A	22.0	23.9	8.5	5.5	172	•
12	BOERMF12A	23.5	25.0	9.0	5.5	180	•
13	BOERMF13A	25.0	25.9	10.0	6.3	188	•
14	BOERMF14A	27.0	29.9	10.0	6.5	196	•
15	BOERMF15A	28.5	31.1	11.0	7.0	204	•
16	BOERMF16A	30.5	33.6	11.0	7.0	214	•
17	BOERMF17A	32.0	36.5	12.0	7.0	228	•
18	BOERMF18A	34.5	38.5	12.0	8.0	242	•
19	BOERMF19A	36.5	38.7	12.9	8.7	256	•

Sets include storage tray

ASME® B107.100

Set Contains:

BOERMF712A



BOERMF712A

Flex Head Ratcheting Combination/Standard Handle, 15° Offset, inches (Blue-Point®)

12	12	A	B	C	D	E	12
5/16	BOERF10A	11/16	11/16	1/4	5/32	5-19/32	•
3/8	BOERF12A	27/32	7/8	5/16	3/16	6-3/8	•
7/16	BOERF14A	7/8	15/16	11/32	7/32	6-3/4	•
1/2	BOERF16A	31/32	1-1/32	13/32	1/4	7-13/32	•
9/16	BOERF18A	1-1/16	1-3/16	13/32	1/4	7-23/32	•
5/8	BOERF20A	1-3/16	1-5/16	7/16	9/32	8-7/16	•
11/16	BOERF22A	1-1/4	1-7/16	15/32	9/32	8-31/32	•
3/4	BOERF24A	1-7/16	1-17/32	1/2	11/32	10-1/16	•

Sets include storage tray

ASME® B107.100

Set Contains:

BOERF708A



BOERF708A

Flex Head Ratcheting Combination/Midget Handle, 15° Offset, mm (Blue-Point®)

mm	12	A	B	C	D	E	12
8	BOERMSF8	17.8	17.7	6.5	4.0	94	•
9	BOERMSF9	19.5	20.0	7.4	4.0	98	•
10	BOERMSF10	21.5	21.9	8	5	103	•
11	BOERMSF11	22	23.9	8.5	5.5	108	•
12	BOERMSF12	23.5	25	9	5.5	111	•
13	BOERMSF13	25	25.9	10	6.3	115	•
14	BOERMSF14	27	29.9	10	6.5	120	•
15	BOERMSF15	28.5	31.1	11	7	124	•
16	BOERMSF16	30.5	33.6	11	7	128	•
17	BOERMSF17	32	36.5	12	7	133	•
18	BOERMSF18	34.5	38.5	12	8	140	•
19	BOERMSF19	36.5	38.7	12.9	8.7	147	•

Sets include storage bag.

ASME® B107.100

Set Contains:

BOERMSF712



BOERMSF712

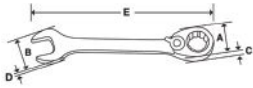


WARNING



- Frequently inspect, clean and lubricate ratchet mechanism with light oil.
- Read Safety Precautions on pages W1-W4

REVERSIBLE RATCHETING COMBINATION (Blue-Point®)



BOERSF708

Flex Head Ratcheting Combination/Midget Handle, 15° Offset, inches (Blue-Point®)

Set Contains:

BOERSF708

		A	B	C	D	E	
5/16	BOERSF10	11/16	11/16	1/4	5/32	3-11/16	•
3/8	BOERSF12	27/32	7/8	5/16	3/16	4-1/16	•
7/16	BOERSF14	7/8	15/16	11/32	7/32	4-1/4	•
1/2	BOERSF16	31/32	1-1/32	13/32	1/4	4-17/32	•
9/16	BOERSF18	1-1/16	1-3/16	13/32	1/4	4-23/32	•
5/8	BOERSF20	1-3/16	1-5/16	7/16	9/32	5-1/32	•
11/16	BOERSF22	1-1/4	1-7/16	15/32	9/32	5-1/4	•
3/4	BOERSF24	1-7/16	1-17/32	1/2	11/32	5-25/32	•

Sets include storage bag.

ASME® B107.100

RATCHETING WRENCH ADAPTORS



RWA2

Ratcheting Wrench Adaptors

- Converts a ratcheting wrench into a ratchet
- Used with reversible ratcheting box wrenches, such as the SOXRR, SOXRRM, BOERM, BOERMF and BOERMS Series
- Can be used with the combination ratcheting box wrenches such as the SOXR, SOXRM, OXR, OXRM, OXKR, and OXKRM series
- Reverse lever on wrench is used to secure or remove adaptor from the wrench
- Push button on adaptor is used to release the socket

Stock No.	Configuration	Use with Ratcheting Wrench Size
RWA1	1/4" Drive	13
RWA2	3/8" Drive	16
RWA3	1/2" Drive	19
RWA4	1/4" Hex	13
RWA1FR	1/4" Drive	1/2
RWA2FR	3/8" Drive	5/8
RWA3FR	1/2" Drive	3/4
RWA4FR	1/4" Hex	1/2

RATCHETING BOX

Standard Handle Spline, inches

Snap-on® spline wrenching tools have been developed to service high-tensile strength spline nuts and bolts widely used on both military and commercial aircraft. Precise radial spline teeth engage the fastener teeth over a wider area to minimize stress, and allow application of high torque to reduce risk of damage to the fastener or to the tool. Chrome tools comply with Military Spec. MS-33787 and MIL-W-8982. The unique spline wrenching configuration can also be used on ordinary 6- and 12-point fasteners with an advantage similar to the Snap-on® Flank Drive® wrenching system.



RES2630C

		Stock No.	A	C	E	Gear Teeth
#8-10 (1/4-5/16")	1/4-5/16	RES810C †	19/32-43/64	3/8	4-1/2	14-15
#12-14 (3/8-7/16")	3/8-7/16	RES1214C †	1-1/64-1-5/32	1/2	6-7/8	17-18
#18-20 (9/16-5/8")	9/16-5/8	RES1820C †	1-19/64-1-7/16	1/2	8-1/8	19-21
#26-30 (13/16-15/16")	13/16-15/16	RES2630C †	1-13/32-1-37/64	1/2	9-1/4	21-24

Standard Handle, 0° Offset, mm

mm	6	12	A	C	E
7-8	RBM78SC [‡]	RBM78C [‡]	15.1-17.1	9.5	114.3
8-10	—	RBM810C [‡]	20.2-22.6	9.5	139.7
9-10	—	RBM910C [‡]	20.2-22.6	9.5	139.7
10-11	RBM1011SC [‡]	RBM1011C [‡]	25.8-29.4	12.7	174.6
10-12	—	RBM1012C [‡]	25.8-29.4	12.7	174.6
12-13	RBM1213SC [‡]	RBM1213C [‡]	25.8-29.4	12.7	174.6
12-14	—	RBM1214C [‡]	25.8-29.4	12.7	174.6
14-15	—	RBM1415C [‡]	32.9-36.5	12.7	206.4
16-18	—	RBM1618C [‡]	32.9-36.5	12.7	206.4
17-19	—	RBM1719C [‡]	32.9-36.5	12.7	206.4



RBM1213C

Standard Handle, 0° Offset, inches

Set Contains:

RB604C

mm	6	12	A	C	E	12
1/4-5/16	R810SC [‡]	R810C [‡]	19/32-43/64	3/8	4-1/2	
5/16-11/32	—	R1011C [‡]	5/8-3/4	11/32	5-3/8	
5/16-3/8	—	R1012C [‡]	51/64-57/64	3/8	5-1/2	
3/8-7/16	R1214SC [‡]	R1214C [‡]	51/64-57/64	3/8	5-1/2	•
1/2-9/16	R1618SC [‡]	R1618C [‡]	1-1/64-1-5/32	1/2	6-7/8	•
5/8-11/16	—	R2022C [‡]	1-19/64-1-7/16	1/2	8-1/8	•
5/8-3/4	—	R2024C [‡]	1-19/64-1-7/16	1/2	8-1/8	
3/4-13/16	—	R2426C [‡]	1-13/32-1-37/64	1/2	9-1/4	
3/4-7/8	—	R2428C [‡]	1-13/32-1-37/64	1/2	9-1/4	•
13/16-15/16	—	R2630C [‡]	1-13/32-1-37/64	1/2	9-1/4	
7/8-15/16	—	R2830C [‡]	1-29/32-2-17/64	9/16	15	
15/16-1	—	R3032C [‡]	1-29/32-2-17/64	9/16	15	
1-1/16-1-1/8	—	R3436A [‡]	2-2	9/16	12-3/4	
1-1/8-1-1/4	R3640SA [‡]	—	2-3/32-2-3/32	9/16	12-13/16	
1-3/16-1-1/4	—	R3840A [‡]	2-2	9/16	12-3/4	



RB604C

Sets include storage tray

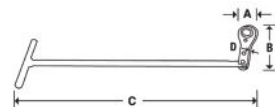
T-Handle, mm

Set Contains:

RTBM605[‡]

RTBM505[‡]

mm	12	A	B	C	D	12	12
8	RTBM8 [‡]	17.5	71.4	307.2	9.5	•	
10	RTBM10 [‡]	23.0	76.2	307.2	9.5	•	
12	RTBM12 [‡]	29.4	86.5	308.8	12.7	•	
13	RTBM13 [‡]	29.4	86.5	308.8	12.7	•	
14	RTBM14 [‡]	29.4	86.5	308.8	12.7	•	
15	RTBM15 [‡]	36.8	98.6	308.8	12.7		•
16	RTBM16 [‡]	36.8	98.6	308.8	12.7		•
17	RTBM17 [‡]	36.8	98.6	308.8	12.7		•
18	RTBM18 [‡]	36.8	98.6	308.8	12.7		•
19	RTBM19 [‡]	36.8	98.6	308.8	12.7		•



RTBM605

Sets include storage tray

T-Handle, inches

Set Contains:

RTB607[‡]

mm	12	A	B	C	D	12
1/4	RTB8 [‡]	11/16	2-13/16	12-3/32	3/8	•
5/16	RTB10 [‡]	11/16	2-13/16	12-3/32	3/8	•
11/32	RTB11 [‡]	29/32	3	12-3/32	3/8	•
3/8	RTB12 [‡]	29/32	3	12-3/32	3/8	•
7/16	RTB14 [‡]	29/32	3	12-3/32	3/8	•
1/2	RTB16 [‡]	1-5/32	3-13/32	12-5/32	1/2	•
9/16	RTB18 [‡]	1-5/32	3-13/32	12-5/32	1/2	•



RTB607

Sets include storage tray



WARNING



- Frequently inspect, clean and lubricate ratchet mechanism with light oil.
- ‡ These products can expose you to chemicals which are known to the state of California to cause cancer and reproductive harm. See pages P1-P2 for details.
- Read Safety Precautions on pages W1-W4

RATCHETING BOX (Blue Point®)



Reversible/Standard Handle, 25° Offset, mm (Blue-Point®)

Set Contains:

BXORM706

mm	12	A	C	E	12
8-9	BXORM89	18.0-19.3	6.4-7.6	184.2	•
10-11	BXORM1011	21.8-22.1	8.1-8.6	203.2	•
12-13	BXORM1213	23.6-24.6	8.9-10.2	222.3	•
14-15	BXORM1415	27.2-28.7	10.2-10.9	241.3	•
16-17	BXORM1617	31.0-32.0	10.9-11.9	260.4	•
18-19	BXORM1819	34.5-36.8	12.2-13.2	279.4	•

Set includes storage tray



Reversible/Standard Handle, 25° Offset, inches (Blue-Point®)

Set Contains:

BXOR704

II	12	A	C	E	12
5/16-3/8	BXOR1012	23/32-7/8	1/4-5/16	7-1/2	•
7/16-1/2	BXOR1416	7/8-31/32	11/32-11/32	8-3/4	•
9/16-5/8	BXOR1820	1-1/16-1-7/32	13/32-7/16	9-3/4	•
11/16-3/4	BXOR2224	1-9/32-1-7/16	15/32-1/2	11	•

Set includes storage tray



Standard Handle, 25° Offset, mm (Blue-Point®)

Set Contains:

RBYAM605

mm	12	A	C	E	12
7-8	RYAM78[‡]	15.5-16.3	9.5	105.2	•
9-10	RYAM910[‡]	19.8-22.6	9.5	134.5	•
11-12	RYAM1112[‡]	25.4-29	12.7	165.9	•
13-14	RYAM1314[‡]	25.4-29	12.7	165.9	•
15-17	RYAM1517[‡]	33-36.5	12.7	197.2	•
16-18	RYAM1618[‡]	33-36.5	12.7	197.2	•
19-21	RYAM1921[‡]	35.7-40.1	12.7	224.2	•

Set includes storage tray



Reversible/Standard Handle, 25° Offset, inches (Blue-Point®)

Set Contains:

RBYA605

II	12	A	C	E	12
1/4-5/16	RYA810[‡]	9/16-5/8	11/32	4-9/32	•
5/16-11/32	RYA1011[‡]	19/32-11/16	3/8	4-1/32	•
3/8-7/16	RYA1214[‡]	3/4-7/8	11/32	6-5/32	•
1/2-9/16	RYA1618[‡]	15/16-1	13/32	6-31/32	•
9/16-3/4	RYA1824[‡]	1-9/32-1-7/16	1/2	8	•
5/8-11/16	RYA2022[‡]	1-1/8-1-1/4	13/32	7-27/32	•
3/4-7/8	RYA2428[‡]	1-3/8-1-1/2	7/16	8-5/8	•

Set includes storage tray

RATCHETING BOX (Blue Point®)

Latch-on® Head, 0° Offset, mm (Blue-Point®)

Set Contains:

RBZM605†

mm	12	A	C	E	12
7-8	RBZM78‡	15.1-17.1	9.5	114.3	•
9-10	RBZM910‡	20.4-22.6	9.5	140.3	•
11-12	RBZM1112‡	25.8-29.4	12.7	174.6	•
13-14	RBZM1314‡	25.8-29.4	12.7	174.6	•
15-17	RBZM1517‡	32.9-36.5	12.7	206.4	•
16-18	RBZM1618‡	32.9-36.5	12.7	206.4	•
19-21	RBZM1921‡	35.7-40.1	12.7	234.9	•

Sets include storage tray



RBZM605



RBZ605

Latch-on® Head, 0° Offset, inches (Blue-Point®)

Set Contains:

RBZ605†

mm	12	A	C	E	12
1/4-5/16	RBZ810‡	19/32-11/16	3/8	4-1/2	•
3/8-7/16	RBZ1214‡	13/16-29/32	3/8	5-1/2	•
1/2-9/16	RBZ1618‡	1-1/32-1-5/32	1/2	6-7/8	•
5/8-11/16	RBZ2022‡	1-5/16-1-7/16	1/2	8-1/8	•
3/4-7/8	RBZ2428‡	1-13/32-1-19/32	1/2	9-1/4	•

Sets include storage tray

LOCKING FLEX-HEAD REVERSIBLE RATCHETING BOX (Blue Point®)

Locking Flex Head Ratcheting Box/Cushion Grip, mm (Blue-Point®)


Set Contains:

BOERMFLCG712

mm	12	A	B	C	D	12
8	BOERMFLCG8	17.8	6.55	32	228	•
9	BOERMFLCG9	19.5	7.45	34	229	•
10	BOERMFLCG10	21.5	8.05	38	233	•
11	BOERMFLCG11	22	8.55	40	235	•
12	BOERMFLCG12	23.5	9.05	42	285	•
13	BOERMFLCG13	25	10.05	45	287	•
14	BOERMFLCG14	27	10.05	48	289	•
15	BOERMFLCG15	28.5	11.05	52	293	•
16	BOERMFLCG16	30.5	11.05	54	347	•
17	BOERMFLCG17	32	12.05	56	348	•
18	BOERMFLCG18	34.5	12.05	60	352	•
19	BOERMFLCG19	36.5	12.95	64	354	•

Set includes storage bag

ASME® B107.100



BOERMFLCG712

Locking Flex Head Ratcheting Box/Cushion Grip, inches (Blue-Point®)

Set Contains:

BOERFLCG708

mm	12	A	B	C	D	12
5/16	BOERFLCG10	23/32	1/4	1-1/4	9	•
3/8	BOERFLCG12	27/32	5/16	1-1/2	9-1/4	•
7/16	BOERFLCG14	7/8	11/32	1-9/16	9-19/32	•
1/2	BOERFLCG16	31/32	13/32	1-25/32	11-9/32	•
9/16	BOERFLCG18	1-1/16	13/32	1-29/32	11-3/8	•
5/8	BOERFLCG20	1-7/32	7/16	2-1/8	13-21/32	•
11/16	BOERFLCG22	1-1/4	15/32	2-7/32	13-23/32	•
3/4	BOERFLCG24	1-7/16	1/2	2-17/32	13-15/16	•

Set includes storage bag

ASME® B107.100



BOERFLCG708

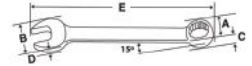


• Frequently inspect, clean and lubricate ratchet mechanism with light oil.
 ‡ These products can expose you to chemicals which are known to the state of California to cause cancer and reproductive harm. See pages P1-P2 for details.
 • Read Safety Precautions on pages W1-W4

FLANK DRIVE® PLUS COMBINATION



SOEXM710



SOEXM02FMBR

Standard Handle, mm

Snap-on® Flank Drive® Plus combination wrenches exceed the limits of any other open-end design. The open end features a series of flutes or notches that grip a fastener away from its corners, much like our box ends do. Force is directed away from the weaker corners of the nut and directed to the stronger flats.

- **FLANK DRIVE® PLUS WRENCHING SYSTEM:** Provides flat-to-flat contact with fasteners; prevents slipping and rounding of fasteners; up to 62% more turning power and strength
- **LEVERAGE:** Longer length is sized for optimum comfort and balance; increased leverage, comfort and balance
- **ACCESSIBLE:** Handle is offset 15° from the box end for maximum knuckle clearance and increased access in any space
- **VERSATILE:** 7.5° rotation away from handle; wrench can be flipped for a better grip in tight spaces

- **POWERFUL:** Continuous arc design; distributes stress evenly, wrench end will not spread or widen
- **STRONG:** Manufactured from special alloy steel; precision-forged, cold formed and heat treated; nickel-chrome plating; optimum corrosion protection, strength and durability
- **FLANK DRIVE® WRENCHING SYSTEM:** Provides flat-to-flat contact with fasteners; prevents slipping and rounding of fasteners; providing up to 20% more turning power and strength

mm	12	A	B	C	D	E	Set Contains:					
							SOEXM710*	SOEXM707*	SOEXM705**	SOEXM01FMBR^	SOEXM02FMBR^	
8	SOEXM7	11	15	5	4	135					•	
9	SOEXM8	13	17	6	4	146					•	
10	SOEXM9	14	19	6	5	159					•	
11	SOEXM10	15	21	7	5	171	•	•			•	
12	SOEXM11	17	23	8	6	184	•	•			•	
13	SOEXM12	18	25	8	6	195	•	•			•	
14	SOEXM13	20	27	9	6	207	•	•			•	
15	SOEXM14	21	29	9	7	219	•	•			•	
16	SOEXM15	22	31	10	7	231	•	•			•	
17	SOEXM16	24	33	10	7	242	•				•	
18	SOEXM17	25	35	11	8	255	•	•			•	
19	SOEXM18	27	37	12	8	267	•				•	
20	SOEXM19	28	39	12	9	279	•				•	
21	SOEXM20	30	41	13	9	292				•		•
22	SOEXM21	31	43	13	9	304				•		•
23	SOEXM22	33	46	14	10	318				•		•
24	SOEXM23	34	47	14	10	327				•		•
25	SOEXM24	35	49	15	11	337				•		•
	SOEXM25	37	52	16	11	356						•

*Sets include storage tray
**Sets include storage bag

^Sets include foam organizer
ASME® B107.100

FLANK DRIVE® PLUS COMBINATION



SOEXM710



SOEX01FMBR

Standard Handle, inches

Selection, convenience and quality. Flank Drive® Plus combination wrenches are available in many different styles and sizes. Just like all Snap-on® wrenches, they are sized for optimum comfort and balance in the user's hand. Tough, durable nickel-chrome plating produces a mirror-like finish that helps protect against corrosion and makes it easy to wipe clean.

11	12	A	B	C	D	E	Set Contains:						
							SOEX10*	SOEX12*	SOEX14**	SOEX16**	SOEX18**	SOEX20**	
1/4	SOEX8	13/32	17/32	3/16	5/32	5							
5/16	SOEX10	1/2	21/32	7/32	5/32	5-3/4	•					•	
11/32	SOEX11	17/32	23/32	1/4	3/16	6-1/8						•	
3/8	SOEX12	19/32	25/32	1/4	3/16	6-1/2	•	•				•	
7/16	SOEX14	21/32	29/32	9/32	7/32	7-1/4	•	•				•	
1/2	SOEX16	3/4	1-1/16	11/32	1/4	8	•	•				•	
9/16	SOEX18	27/32	1-5/32	3/8	9/32	8-3/4	•	•				•	
5/8	SOEX20	15/16	1-5/16	13/32	9/32	9-1/2	•	•				•	
11/16	SOEX22	1-1/32	1-13/32	7/16	5/16	10-1/4	•	•				•	
3/4	SOEX24	1-1/8	1-9/16	15/32	11/32	11	•	•				•	
13/16	SOEX26	1-3/16	1-21/32	17/32	3/8	11-3/4	•					•	
7/8	SOEX28	1-9/32	1-13/16	9/16	3/8	12-1/2	•					•	
15/16	SOEX30	1-3/8	1-29/32	19/32	13/32	13-1/4					•	•	
1	SOEX32	1-15/32	2-1/32	5/8	7/16	14					•		•
1-1/16	SOEX34	1-9/16	2-5/32	19/32	15/32	14-3/4					•		•
1-1/8	SOEX36	1-5/8	2-5/16	11/16	15/32	15-17/32					•		•
1-3/16	SOEX38	1-23/32	2-13/32	23/32	1/2	16-1/4				•			•
1-1/4	SOEX40	1-13/16	2-9/16	3/4	17/32	17				•			•
1-5/16	SOEX42	1-29/32	2-21/32	3/4	9/16	17-25/32				•			•

*Sets include storage tray
**Sets include storage bag

*Sets include foam organizer
ASME® B107.100

Standard Handle, Metric and SAE Master Foam Set


Stock No.	Description
SOEXFSET1BR	38 pc 12-Point Flank Drive® Plus Combination Wrench Master Foam Set

Sets shown include foam organizer.

Colors Available



ADD SUFFIX TO STOCK NUMBER FOR SPECIAL COLORS.



SOEXFSET1BR



- Do not use "cheater bars" on handles.
- Pull, do not push on handles.
- Read Safety Precautions on pages W1-W4

FLANK DRIVE® PLUS COMBINATION



SOEXLM710B

Long Handle, mm

Set Contains:

SOEXLM710B

mm	12	A	B	C	D	E	12
10	SOEXLM10B	15	21	7	5	186	•
11	SOEXLM11B	17	23	8	6	204	•
12	SOEXLM12B	18	25	8	6	218	•
13	SOEXLM13B	20	27	9	6	234	•
14	SOEXLM14B	21	29	9	7	250	•
15	SOEXLM15B	22	31	10	7	266	•
16	SOEXLM16B	24	33	10	7	280	•
17	SOEXLM17B	25	35	11	8	298	•
18	SOEXLM18B	27	37	12	8	314	•
19	SOEXLM19B	28	39	12	9	331	•

Set includes storage tray



SOEXL707B

Long Handle, inches

Set Contains:

SOEXL707B

II	12	A	B	C	D	E	12
3/8	SOEXL12B	19/32	25/32	1/4	3/16	7	•
7/16	SOEXL14B	21/32	29/32	9/32	7/32	8	•
1/2	SOEXL16B	3/4	1-1/16	11/32	1/4	9	•
9/16	SOEXL18B	27/32	1-5/32	3/8	9/32	10	•
5/8	SOEXL20B	15/16	1-5/16	13/32	9/32	11	•
11/16	SOEXL22B	1-1/32	1-13/32	7/16	5/16	12	•
3/4	SOEXL24B	1-1/8	1-9/16	15/32	11/32	13	•
13/16	SOEXL26B	1-3/16	1-21/32	17/32	3/8	14	•
7/8	SOEXL28B	1-9/32	1-13/16	9/16	3/8	15	•
15/16	SOEXL30B	1-3/8	1-29/32	19/32	13/32	16	•
1	SOEXL32B	1-15/32	2-1/32	5/8	7/16	17	•

Set includes storage tray



SOEXM150

Short Handle, mm

mm	12	A	B	C	D	E
10	SOEXM100	15	21	7	5	133
11	SOEXM110	17	23	8	6	138
12	SOEXM120	18	25	8	6	143
13	SOEXM130	20	27	9	6	148
14	SOEXM140	21	29	9	7	152
15	SOEXM150	22	31	10	7	157
17	SOEXM170	25	35	11	8	167



OSHM713



OSHM707B



OEXM713B



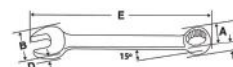
OEXM710B



OEXM707B



OEXM706



Standard Handle, mm

Set Contains:

mm	Set Contains:		Set Contains:															
	6	12	A	B	C	D	E	6	6	12	12	12	12	12	12	12	12	
7	OSHM70B	—	11	15	5	4	135	•										
8	OSHM80B	OEXM80B	13	17	6	4	146	•		•	•							
9	OSHM90B	OEXM90B	14	19	6	5	159	•		•	•							
10	OSHM100B	OEXM100B	15	21	7	5	171	•	•	•	•	•	•	•	•	•	•	
11	OSHM110B	OEXM110B	17	23	8	6	184	•	•	•	•	•	•	•	•	•	•	
12	OSHM120B	OEXM120B	18	25	8	6	195	•	•	•	•	•	•	•	•	•	•	
13	OSHM130B	OEXM130B	20	27	9	6	207	•	•	•	•	•	•	•	•	•	•	
14	OSHM140B	OEXM140B	21	29	9	7	219	•	•	•	•	•	•	•	•	•	•	
15	OSHM150B	OEXM150B	22	31	10	7	231	•	•	•	•	•	•	•	•	•	•	
16	OSHM160B	OEXM160B	24	33	10	7	242	•		•	•	•	•	•	•	•	•	
17	OSHM170B	OEXM170B	25	35	11	8	255	•	•	•	•	•	•	•	•	•	•	
18	OSHM180B	OEXM180B	27	37	12	8	267	•		•	•	•	•	•	•	•	•	
19	OSHM190B	OEXM190B	28	39	12	9	279	•		•	•	•	•	•	•	•	•	
20	—	OEXM200B	30	41	13	9	292			•	•	•	•	•	•	•	•	•
21	—	OEXM210B	31	43	13	9	304			•	•	•	•	•	•	•	•	•
22	—	OEXM220B	33	46	14	10	318			•	•	•	•	•	•	•	•	•
23	—	OEXM230B	34	47	14	10	327			•	•	•	•	•	•	•	•	•
24	—	OEXM240B	35	49	15	11	337			•	•	•	•	•	•	•	•	•
25	—	OEXM250B	37	52	16	11	356			•	•	•	•	•	•	•	•	•
26	—	OEXM260B	38	53	16	11	363			•	•	•	•	•	•	•	•	•
27	—	OEXM270B	39	55	17	12	375			•	•	•	•	•	•	•	•	•
28	—	OEXM280B	40	56	17	12	375			•	•	•	•	•	•	•	•	•
29	—	OEXM290B	42	58	18	12	394			•	•	•	•	•	•	•	•	•
30	—	OEXM300B	44	61	19	13	413			•	•	•	•	•	•	•	•	•
32	—	OEXM320B	46	65	19	14	432			•	•	•	•	•	•	•	•	•
34	—	OEXM340B	48	68	19	14	452			•	•	•	•	•	•	•	•	•
36	—	OEXM360B	53	74	22	15	489			•	•	•	•	•	•	•	•	•

*Sets include storage tray
**Sets include storage bag

ASME®/ANSI® B107.100



• Read Safety Precautions on pages W1-W4

FLANK DRIVE® COMBINATION

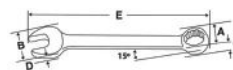
WRENCHES



GOEX722K



GOEX711B



GOEX56A



GOEX1100A

Standard Handle, inches, Industrial

		A	B	C	D	E	Set Contains:			
5/16	GOEX10B	1/2	21/32	7/32	5/32	5-3/4	•			
3/8	GOEX12B	19/32	13/16	5/16	3/16	6-1/2	•	•	•	•
7/16	GOEX14B	21/32	29/32	5/16	7/32	7-1/4	•	•	•	•
1/2	GOEX16B	3/4	1-1/16	11/32	1/4	8	•	•	•	•
9/16	GOEX18B	27/32	1-3/16	3/8	9/32	8-3/4	•	•	•	•
5/8	GOEX20B	15/16	1-5/16	13/32	9/32	9-1/2	•	•	•	•
11/16	GOEX22B	1-1/32	1-13/32	7/16	5/16	10-1/4	•	•	•	•
3/4	GOEX24B	1-1/8	1-9/16	15/32	11/32	11	•	•	•	•
13/16	GOEX26B	1-3/16	1-21/32	17/32	3/8	11-3/4	•	•	•	
7/8	GOEX28B	1-9/32	1-13/16	9/16	3/8	12-1/2	•	•	•	
15/16	GOEX30B	1-3/8	1-29/32	19/32	13/32	13-1/4	•	•	•	
1	GOEX32B	1-15/32	2-1/32	21/32	7/16	14	•	•	•	
1-1/16	GOEX34B	1-9/16	2-3/16	11/16	15/32	14-3/4	•	•		
1-1/8	GOEX36B	1-5/8	2-5/16	11/16	17/32	15-7/16	•	•		
1-3/16	GOEX38B	1-3/4	2-7/16	3/4	1/2	16-5/16	•			
1-1/4	GOEX40B	1-13/16	2-9/16	3/4	17/32	17-1/16	•	•		
1-5/16	GOEX42B	1-29/32	2-21/32	3/4	9/16	17-13/16	•			
1-3/8	GOEX44B	2	2-13/16	3/4	19/32	18-9/16	•			
1-7/16	GOEX46B	2-1/16	2-29/32	7/8	19/32	19-1/32	•			
1-1/2	GOEX48B	2-5/32	3-1/16	7/8	5/8	20-1/16	•			
1-9/16	GOEX50B	2-1/4	3-3/16	7/8	23/32	20-13/16	•			
1-5/8	GOEX52B	2-11/32	3-11/32	7/8	11/16	21-9/16	•			
1-3/4	GOEX56A	2-17/32	3-9/16	1-1/32	23/32	22-7/8				
1-13/16	GOEX58A	2-5/8	3-21/32	1-1/32	3/4	23-15/32				
1-7/8	GOEX60A	2-11/32	3-13/16	1-1/32	25/32	24-1/32				
2	GOEX64A	2-7/8	4-1/16	1-1/32	27/32	25-1/4				
2-1/16	GOEX66A	2-31/32	4-5/32	1-1/8	27/32	25-25/32				
2-1/8	GOEX68A	3-1/16	4-5/16	1-5/32	7/8	26-3/8				
2-3/16	GOEX70A	3-1/8	4-13/32	1-1/8	7/8	26-31/32				
2-1/4	GOEX72A	3-7/32	4-9/16	1-1/8	15/16	27-9/16				
2-3/8	GOEX76A	3-13/32	4-13/16	1-9/32	31/32	28-3/4				
2-1/2	GOEX80A	3-19/32	5-1/16	1-9/32	1	29-29/32				
2-5/8	GOEX84A	4-7/8	6-5/8	1-5/8	1-3/16	32				
2-3/4	GOEX88A	4-7/8	6-5/8	1-5/8	1-3/16	32				
2-7/8	GOEX92A	4-7/8	6-5/8	1-5/8	1-3/16	32				
2-15/16	GOEX94A	4-7/8	6-5/8	1-5/8	1-3/16	32				
3	GOEX96A	4-7/8	6-5/8	1-5/8	1-3/16	32				
3-1/8	GOEX1100A	4-7/8	6-5/8	1-5/8	1-3/16	32				
3-3/8	GOEX1108A	4-7/8	6-5/8	1-5/8	1-3/16	32				
3-1/2	GOEX1112A	4-7/8	6-5/8	1-5/8	1-3/16	32				

*Sets include storage tray
**Sets include storage bag

ASME® B107.100

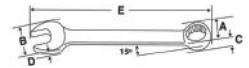


- Do not use "cheater bars" on handles.
- Pull, do not push on handles.
- Read Safety Precautions on pages W1-W4

FLANK DRIVE® COMBINATION



OEXLM710B



OEXL707B

Long Handle, mm

Set Contains:

OEXLM710B
OEXLM707B

mm	12	A	B	C	D	E	12	12
10	OEXLM10B	15	21	7	5	186	•	•
11	OEXLM11B	17	23	8	6	203	•	•
12	OEXLM12B	18	25	8	6	218	•	•
13	OEXLM13B	20	27	9	6	234	•	•
14	OEXLM14B	21	29	9	7	250	•	•
15	OEXLM15B	22	31	10	7	266	•	•
16	OEXLM16B	24	33	10	7	282	•	•
17	OEXLM17B	25	35	11	8	298	•	•
18	OEXLM18B	27	37	12	8	314	•	•
19	OEXLM19B	28	39	12	9	330	•	•

Sets include storage tray

ASME® B107.100

Long Handle, inches

Set Contains:

OEXL707B

in	12	A	B	C	D	E	12
3/8	OEXL12B	19/32	25/32	1/4	3/16	7	•
7/16	OEXL14B	21/32	29/32	5/16	7/32	8	•
1/2	OEXL16B	3/4	1-1/16	11/32	1/4	9	•
9/16	OEXL18B	27/32	1-5/32	3/8	9/32	10	•
5/8	OEXL20B	15/16	1-5/16	13/32	9/32	11	•
11/16	OEXL22B	1-1/32	1-13/32	7/16	5/16	12	•
3/4	OEXL24B	1-1/8	1-9/16	15/32	11/32	13	•
13/16	OEXL26B	1-3/16	1-21/32	17/32	3/8	14	•
7/8	OEXL28B	1-9/32	1-13/16	9/16	3/8	15	•
15/16	OEXL30B	1-3/8	1-29/32	19/32	13/32	16	•
1	OEXL32B	1-15/32	2-1/32	5/8	7/16	17	•

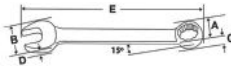
Set includes storage tray

ASME® B107.100

Short Handle, mm

Set Contains:

OEXSM719KB**
OEXSM714K**
OEXSM710B*



GOEXM17B



OEXSM710B

mm	12	12	A	B	C	D	E	12	12	12
6	OEXM6B	GOEXM6B	10	13	5	4	113	•	•	
7	OEXM7B	GOEXM7B	11	15	5	4	118	•	•	
8	OEXM8B	GOEXM8B	13	17	6	4	123	•	•	
9	OEXM9B	GOEXM9B	14	19	6	5	128	•	•	
10	OEXM10B	GOEXM10B	15	21	7	5	133	•	•	•
11	OEXM11B	GOEXM11B	17	23	8	6	138	•	•	•
12	OEXM12B	GOEXM12B	18	25	8	6	142	•	•	•
13	OEXM13B	GOEXM13B	20	27	9	6	148	•	•	•
14	OEXM14B	GOEXM14B	21	29	9	7	152	•	•	•
15	OEXM15B	GOEXM15B	22	31	10	7	157	•	•	•
16	OEXM16B	GOEXM16B	24	33	10	7	162	•	•	•
17	OEXM17B	GOEXM17B	25	35	11	8	167	•	•	•
18	OEXM18B	GOEXM18B	27	37	12	8	172	•	•	•
19	OEXM19B	GOEXM19B	28	39	12	9	177	•	•	•
20	OEXM20B	—	30	41	13	9	182	•	•	
21	OEXM21B	—	31	43	13	9	186	•	•	
22	OEXM22B	—	33	46	14	10	192	•	•	
23	OEXM23B	—	34	47	14	10	197	•	•	
24	OEXM24B	—	35	49	15	11	201	•	•	

*Set includes storage tray

**Sets include storage bag

ASME® B107.100



GOEX280B



Short Handle, inches

12	Set Contains:			A	B	C	D	E	12		
	12	12	12						12	12	12
1/4	GOEX080B	GOEX080B		13/32	17/32	3/16	5/32	4-17/32	•	•	
9/32	GOEX090B	—		7/16	19/32	7/32	5/32	4-21/32	•	•	
5/16	GOEX100B	GOEX100B		1/2	21/32	7/32	5/32	4-27/32	•	•	•
11/32	GOEX110B	GOEX110B		17/32	23/32	1/4	3/16	5	•	•	•
3/8	GOEX120B	GOEX120B		19/32	25/32	1/4	3/16	5-1/8	•	•	•
7/16	GOEX140B	GOEX140B		21/32	29/32	5/16	7/32	5-7/16	•	•	•
1/2	GOEX160B	GOEX160B		3/4	1-1/16	11/32	1/4	5-3/4	•	•	•
9/16	GOEX180B	GOEX180B		27/32	1-5/32	3/8	9/32	6-1/16	•	•	•
5/8	GOEX200B	GOEX200B		15/16	1-5/16	13/32	9/32	6-11/32	•	•	•
11/16	GOEX220B	GOEX220B		1-1/32	1-13/32	7/16	5/16	6-21/32	•	•	•
3/4	GOEX240B	GOEX240B		1-1/8	1-9/16	15/32	11/32	6-31/32	•	•	•
13/16	GOEX260B	GOEX260B		1-3/16	1-21/32	17/32	3/8	7-9/32	•	•	•
7/8	GOEX280B	GOEX280B		1-9/32	1-13/16	9/16	3/8	7-9/16	•	•	•
15/16	GOEX300B	GOEX300B		1-3/8	1-29/32	19/32	13/32	7-7/8	•	•	•
1	GOEX320B	GOEX320B		1-15/32	2-1/32	5/8	7/16	8-3/16	•	•	•
1-1/16	GOEX340B	—		1-9/16	2-5/32	21/32	15/32	8-17/32		•	
1-1/8	GOEX360B	—		1-5/8	2-5/16	11/16	1/2	8-27/32		•	
1-3/16	GOEX380B	—		1-23/32	2-13/32	23/32	1/2	9-1/8		•	
1-1/4	GOEX400B	—		1-13/16	2-9/16	3/4	17/32	9-7/16		•	
1-5/16	GOEX420B	—		1-29/32	2-21/32	3/4	9/16	9-3/4		•	
1-3/8	GOEX440B	—		2	2-13/16	3/4	19/32	10-1/16		•	

*Sets include storage tray
**Sets include storage bag

ASME® B107.100



OEXS715K



OEXS709B

Midget, mm

mm	Set Contains:			A	B	C	D	E	6	
	6	12	6						12	
4	OXIM4SB	—		7	10	4	3	72	•	
5	OXIM5SB	—		8	12	4	3	76	•	
5.5	OXIM55SB	—		9	13	4	4	79	•	
6	OXIM6SB	OXIM6B		10	13	5	4	81	•	
7	OXIM7SB	OXIM7B		11	15	5	4	85	•	
8	OXIM8SB	OXIM8B		13	17	6	4	89	•	
9	OXIM9SB	OXIM9B		14	19	6	5	93	•	
10	—	OXIM10B		15	21	7	5	98		•
11	—	OXIM11B		17	23	8	6	102		•
12	—	OXIM12B		18	25	8	6	106		•
13	—	OXIM13B		20	27	9	6	110		•
14	—	OXIM14B		21	29	9	7	115		•
15	—	OXIM15B		22	31	10	7	119		•
16	—	OXIM16B		24	33	10	7	122		•
17	—	OXIM17B		25	35	11	8	127		•
18	—	OXIM18B		27	37	12	8	131		•
19	—	OXIM19B		28	39	12	9	136		•

*Sets include storage tray
**Sets include storage bag

ASME® B107.100

OXIM707SBK**
OXIM710B*

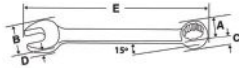


OXIM707SBK



• Read Safety Precautions on pages W1-W4

FLANK DRIVE® COMBINATION



OXI709SBK

Midget, inches

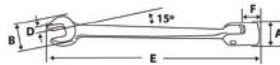
Set Contains:	OXI709SBK**			OXI707BK**			OXI706B*				
	11	6	12	A	B	C	D	E	6	12	12
1/8	OXI4SB	—	—	7/32	11/32	1/8	1/8	2-11/16	•	—	—
5/32	OXI5SB	—	—	9/32	13/32	5/32	1/8	2-27/32	•	—	—
3/16	OXI6SB	OXI6B	—	5/16	7/16	5/32	1/8	2-31/32	•	•	—
7/32	OXI7SB	OXI7B	—	3/8	1/2	3/16	1/8	3-3/32	•	•	—
1/4	OXI8SB	OXI8B	—	13/32	17/32	3/16	5/32	3-7/32	•	•	—
9/32	OXI9SB	OXI9B	—	7/16	19/32	7/32	5/32	3-11/32	•	•	—
5/16	OXI10SB	OXI10B	—	1/2	21/32	7/32	5/32	3-1/2	•	•	—
11/32	OXI11SB	OXI11B	—	17/32	23/32	1/4	3/16	3-5/8	•	•	—
3/8	OXI12SB	OXI12B	—	19/32	25/32	1/4	3/16	3-3/4	•	•	—
7/16	—	OXI14B	—	21/32	29/32	5/16	7/32	4-1/32	—	—	•
1/2	—	OXI16B	—	3/4	1-1/16	11/32	1/4	4-9/32	—	—	•
9/16	—	OXI18B	—	27/32	1-5/32	3/8	9/32	4-17/32	—	—	•
5/8	—	OXI20B	—	15/16	1-5/16	13/32	9/32	4-13/16	—	—	•
11/16	—	OXI22B	—	1-1/32	1-13/32	7/16	5/16	5-1/16	—	—	•
3/4	—	OXI24B	—	1-1/8	1-9/16	15/32	11/32	5-11/32	—	—	•

*Sets include storage tray
**Sets include storage bag

ASME® B107.100



FHOM606B



FHO607B



Flex Combination, mm

Set Contains:
FHOM606B

mm	12	A	B	D	E	F	12
8	FHOM8B	12	17	5	146	6	—
9	FHOM9B	13	18	5	156	6	—
10	FHOM10B	14	20	5	166	6	•
11	FHOM11B	16	23	6	181	7	•
12	FHOM12B	17	30	6	198	9	•
13	FHOM13B	19	27	7	205	9	•
14	FHOM14B	20	30	7	213	9	•
15	FHOM15B	21	31	7	224	10	•
16	FHOM16B	23	33	7	229	10	—
17	FHOM17B	24	37	8	246	10	•
18	FHOM18B	24	38	8	254	11	—
19	FHOM19B	26	40	8	261	12	—

Set includes storage tray

ASME® B107.100

Flex Combination, inches

Set Contains:
FHO607B

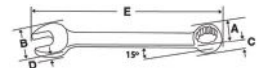
11	12	A	B	D	E	F	12
1/4	FHO8B	3/8	17/32	1/8	4-15/16	7/32	—
5/16	FHO10B	15/32	21/32	3/16	5-31/32	1/4	—
3/8	FHO12B	9/16	17/32	7/32	6-1/2	1/4	•
7/16	FHO14B	5/8	29/32	7/32	7-1/8	9/32	•
1/2	FHO16B	23/32	1-1/16	1/4	7-13/16	11/32	•
9/16	FHO18B	25/32	1-3/16	9/32	8-3/8	11/32	•
5/8	FHO20B	29/32	1-5/16	9/32	9	3/8	•
11/16	FHO22B	1	1-7/16	9/32	9-11/16	13/32	•
3/4	FHO24B	1-1/32	1-1/2	5/16	10-1/4	15/32	•
13/16	FHO26B	1-1/32	1-23/32	5/16	10-5/16	1/2	—
7/8	FHO28B	1-3/16	1-27/32	5/16	10-15/32	9/16	—

Set includes storage tray

ASME® B107.100



WOEX90B





British Standard, Short Handle

BS	Decimal Equivalent, inches	12	A	B	C	D	E
3/16"	.338	WOEX6B	25/32	19/32	3/16	1/4	5-3/32
1BA	.365	WOEX70B	25/32	19/32	3/16	1/4	5-1/8
0BA	.413	WOEX80B	29/32	21/32	7/32	5/16	5-13/32
1/4"	.445	WOEX90B	29/32	21/32	7/32	5/16	5-15/32
5/16"	.525	WOEX100B	1-5/32	27/32	9/32	3/8	6-1/32
3/8	0.6	WOEX110B	1-5/16	15/16	9/32	13/32	6-11/32
7/16"	.710	WOEX120B	1-5/16	1-1/32	5/16	7/16	6-23/32

Short Handle, inches

Snap-on® spline wrenching tools have been developed to service high-tensile strength spline nuts and bolts widely used on both military and commercial aircraft. Precise, radial spline teeth engage the fastener teeth over a wider area to minimize stress, and allow application of high torque to reduce risk of damage to the fastener or to the tool. Chrome tools comply with Military Spec. MS-33787 and MIL-W-8982. The unique spline wrenching configuration can also be used on ordinary 6- and 12-point fasteners with an advantage similar to the Snap-on® Flank Drive® wrenching system.

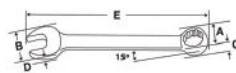


		A	B	C	D	E
1/4	OES8B	13/32	17/32	1/8	5/32	4-1/2
5/16	OES10B	15/32	21/32	11/64	15/64	4-55/64
3/8	OES12B	17/32	25/32	13/64	17/64	5-7/32
7/16	OES14B	5/8	29/32	15/64	5/16	5-27/64
1/2	OES16B	23/32	1-1/16	1/4	5/16	5-47/64
9/16	OES18B	13/16	1-3/16	17/64	21/64	6-1/32
5/8	OES20B	7/8	1-5/16	9/32	11/32	6-5/16
11/16	OES22B	31/32	1-7/16	19/64	23/64	6-39/64
3/4	OES24B	1-1/16	1-9/16	5/16	3/8	6-29/32

COMBINATION (Blue-Point®)





BLPCWSM712B



BLPCWSM712B

Standard Handle, mm (Blue-Point®)

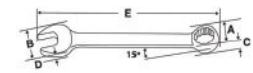
Set Contains:

	Stock No.	A	B	C	D	E	
8	BLPCWM8B	13.5	17.8	6.0	4.7	139.5	•
9	BLPCWM9B	15.0	20.3	6.6	5.3	151.6	•
10	BLPCWM10B	16.5	21.6	7.2	5.7	162.7	•
11	BLPCWM11B	18.0	24.1	7.9	6.2	175.2	•
12	BLPCWM12B	19.5	25.3	8.5	6.8	185.6	•
13	BLPCWM13B	20.5	26.9	9.1	6.8	197.2	•
14	BLPCWM14B	22.5	30.4	9.7	7.2	208.5	•
15	BLPCWM15B	24.0	31.5	10.3	7.7	219.9	•
16	BLPCWM16B	25.0	33.1	10.8	7.7	230.0	•
17	BLPCWM17B	27.0	35.7	11.5	8.3	243.3	•
18	BLPCWM18B	28.5	37.4	12.1	8.7	254.1	•
19	BLPCWM19B	29.4	40.2	12.8	8.7	265.9	•

Set includes storage tray




BLPCW10B



BLPCW571B

Standard Handle, inches (Blue-Point®)

Set Contains:





	Stock No.	A	B	C	D	E	
1/4	BLPCW8B	7/16	19/32	13/64	11/64	4-49/64	
5/16	BLPCW10B	17/32	45/64	15/64	3/16	5-1/2	
3/8	BLPCW12B	5/8	55/64	9/32	7/32	6-3/16	•
7/16	BLPCW14B	45/64	61/64	5/16	1/4	6-57/64	•
1/2	BLPCW16B	13/16	1-1/16	23/64	17/64	7-49/64	•
9/16	BLPCW18B	57/64	1-13/64	3/8	9/32	8-13/64	•
5/8	BLPCW20B	63/64	1-5/16	27/64	5/16	9-1/16	•
11/16	BLPCW22B	1-5/64	1-27/64	15/32	21/64	9-49/64	•
3/4	BLPCW24B	1-5/32	1-37/64	1/2	11/32	10-15/32	•
13/16	BLPCW26B	1-9/32	1-43/64	35/64	25/64	11-3/16	•
7/8	BLPCW28B	1-23/64	1-39/64	37/64	13/32	11-59/64	•
15/16	BLPCW30B	1-29/64	1-15/16	5/8	27/64	12-5/8	•
1	BLPCW32B	1-33/64	2-3/64	21/32	7/16	13-21/64	•

Set includes storage tray

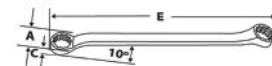
FLANK DRIVE® OFFSET BOX

Standard Handle, 10° Offset, mm

Set Contains:

			A	C	E	
8-10	—	XBM810A	12.3-15	6.7-7.7	185	
10-11	—	XBM1011A	15-16.4	7.7-8.3	202	•
10-12	—	XBM1012A	15-17.7	7.7-8.8	208	
11-13	—	XBM1113A	16.4-19.1	8.3-9.3	219	
12-14	XBM1214SA	XBM1214A	17.7-20.4	8.8-9.7	230	•
13-15	XBM1315SA	XBM1315A	19.1-21.8	9.3-10.2	241	•
14-17	—	XBM1417A	20.4-24.5	9.8-11.4	248	
16-18	—	XBM1618A	23.1-25.9	10.9-11.9	275	•
17-19	—	XBM1719A	24.5-27.2	11.4-12.3	286	•
18-21	—	XBM1821A	25.9-29.9	11.9-13.3	303	
22-24	—	XBM2224A	31.3-34	13.7-14.7	342	
27-30	—	XBM2730A	38.1-42.2	16-17.3	404	

Set includes storage tray



XBM605A

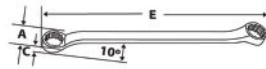


- Do not use "cheater bars" on handles.
- Pull, do not push on handles.
- Read Safety Precautions on pages W1-W4

FLANK DRIVE® OFFSET BOX






XB605A



**Standard Handle,
10° Offset, inches**

Set Contains:
XB605A

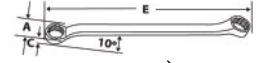
		A	C	E	
3/8-7/16	XB1214A	9/16-21/32	5/16-11/32	7-19/32	•
7/16-1/2	XB1416A	21/32-3/4	5/16-11/32	7-15/16	
1/2-9/16	XB1618A	3/4-13/16	11/32-3/8	8-11/16	•
9/16-5/8	XB1820A	13/16-29/32	13/32-7/16	9-13/32	
5/8-11/16	XB2022A	29/32-1	7/16-15/32	10-5/32	•
11/16-3/4	XB2224A	1-1/16	15/32-1/2	10-15/16	
3/4-13/16	XB2426A	1-1/16-1-5/32	1/2-17/32	11-21/32	•
7/8-15/16	XB2830A	1-1/4-1-11/32	17/32-9/16	13-1/8	•
15/16-1	XB3032A	1-11/32-1-13/32	9/16-19/32	13-7/8	
1-1-1/16	XB3234A	1-13/32-1-1/2	19/32-5/8	14-19/32	
1-1/16-1-1/4	XB3440A	1-1/2-1-3/4	5/8-23/32	16-3/32	
1-1/8-1-3/16	XB3638A	1-9/32-1-21/32	21/32-11/16	16-3/32	
1-1/4-1-5/16	XB4042A	1-3/4-1-27/32	23/32-3/4	17-19/32	
1-3/8-1-7/16	XB4446A	1-31/32-2-1/16	3/4-25/32	19-1/8	
1-1/2-1-5/8	XB4852A	2-3/32-2-9/32	13/16-7/8	20-15/16	

Set includes storage tray

ASME® B107.100






XSM608A



**Short Handle,
10° Offset, mm**

Set Contains:
XSM608A

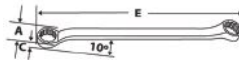
		A	C	E	
6-7	XSM67A	9.6-10.9	5.7-6.2	86	•
8-9	XSM89A	12.3-13.7	6.7-7.2	103	•
8-10	XSM810	12.3-15	6.7-7.7	107	
9-10	XSM910A	13.7-15	7.2-7.7	112	•
11-12	XSM1112A	16.4-17.7	8.3-8.8	128	•
13-14	XSM1314A	19.1-20.4	9.3-9.8	146	•
15-16	XSM1516A	21.8-23.1	10.2-10.9	163	•
17-19	XSM1719A	24.5-27.2	11.4-12.3	185	•
18-20	XSM1820A	25.9-28.6	11.9-12.8	194	•

Set includes storage tray

ASME® B107.100






XS609A



**Short Handle,
10° Offset, inches**

Set Contains:
XS609A

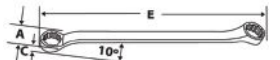
		A	C	E	
3/16-7/32	XS67A	5/16-11/32	7/32-7/32	3-27/32	•
1/4-5/16	XS810A	13/32-15/32	1/4-9/32	4-1/4	•
5/16-3/8	XS1012A	15/32-9/16	9/32-5/16	4-9/16	•
3/8-7/16	XS1214A	9/16-21/32	5/16-11/32	4-29/32	•
7/16-1/2	XS1416A	21/32-3/4	11/32-11/32	5-3/16	•
1/2-9/16	XS1618A	3/4-13/16	3/8-3/8	5-17/32	•
9/16-5/8	XS1820A	13/16-29/32	13/32-7/16	5-7/8	•
5/8-3/4	XS2024A	29/32-1-1/16	7/16-1/2	6-3/8	•
11/16-13/16	XS2226A	1-1-5/32	15/32-17/32	6-23/32	•

Set includes storage tray

ASME® B107.100






XID604KA



**Midget,
10° Offset, inches**

Set Contains:
XID604KA

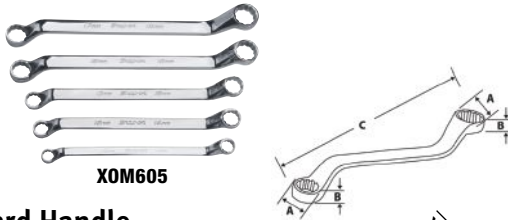
		A	C	E	
3/16-13/64	XID1213A	5/16-11/32	1/8-5/32	2-13/16	•
7/32-15/64	XID1415A	3/8-3/8	5/32-5/32	3-1/16	•
1/4-9/32	XID1618A	13/32-7/16	5/32-3/16	3-13/32	•
5/16-11/32	XID2022A	15/32-1/2	3/16-7/32	3-31/32	•

Sets include storage bag

ASME® B107.100

FLANK DRIVE® OFFSET BOX

- Heads of XO, XOM and XSO Series are deeply offset at 60° to the handles for improved access to recessed fasteners
- Wrenches feature the 12-point Flank Drive® configuration for strength and turning power



XOM605

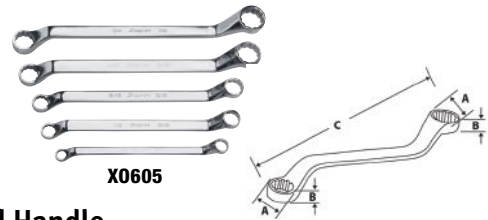
Standard Handle, Deep 60° Offset, mm

Set Contains: **XOM605**

mm	12	A	B	C	12
8-10	XOM810	11.7-14.2	6.9-7.3	178.1	
9-10	XOM910	14.2-16.3	7.6	193.0	
10-11	XOM1011	15-16.3	7.6	193.0	•
12-14	XOM1214	15-20.3	9.0	210.0	•
13-14	XOM1314	18.8-21.2	8.9	223.3	
13-15	XOM1315	16.3-21.2	8.9	223.0	•
15-16	XOM1516	23.0-25.2	10.8	252.7	
16-18	XOM1618	17.7-25.4	10.8	253.0	•
17-19	XOM1719	17.7-27.4	11.1	260.0	•
18-20	XOM1820A	32.5-33.3	13.8	330.0	
20-21	XOM2021	32.5-33.3	13.7	329.6	
22-24	XOM2224	31.9-34.1	13.7	329.6	

Set includes storage tray

ASME® B107.100



XO605

Standard Handle, Deep 60° Offset, inches

Set Contains: **XO605**

in	12	A	B	C	12
1/4-5/16	XO810	25/64-15/32	1/4-5/16	6-27/64	
5/16-3/8	XO1012	15/32-9/16	9/32	7	
3/8-7/16	XO1214	9/16-5/8	5/16	7-19/32	•
1/2-9/16	XO1618	23/32-13/16	11/32	8-25/32	•
9/16-5/8	XO1820	13/16-29/32	13/32	9-3/8	•
5/8-11/16	XO2022	29/32-1	13/32	9-15/16	
5/8-3/4	XO2024	29/32-1-3/32	7/16	10-1/4	
11/16-13/16	XO2226	1-1-5/32	15/32	10-27/32	•
3/4-7/8	XO2428	1-3/32-1-1/4	1/2	11-13/32	•
7/8-15/16	XO2830	1-1/4-1-11/32	17/32	12-31/32	•
15/16-1	XO3032	1-11/32-1-7/16	9/16	13-15/16	

Set includes storage tray

ASME®/ANSI® B107.6

Short Handle, Deep 60° Offset, inches

in	Stock No.	A	B	C
1/4-9/32	XSO89	13/32-7/16	3/16-7/32	3-7/8
1/4-5/16	XSO810A	3/8-7/16	3/16-7/32	4-5/32
3/8-7/16	XSO1214A	17/32-5/8	1/4-9/32	4-13/16
5/8-11/16	XSO2022	29/32-1	3/8-7/16	6-5/16
5/8-3/4	XSO2024A	7/8-1-1/16	3/16-7/32	6-1/2

ASME®/ANSI® B107.100



XSO1214A

FLANK DRIVE® HIGH-PERFORMANCE OFFSET BOX

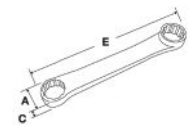
Standard Handle, 0° Offset, mm

Set Contains:

XDHFM606K1

mm	12	A	C	E	12	12
6-7	XDHFM67	9.1-10.4	5.3-5.8	211.5		
8-9	XDHFM89	11.6-13.0	5.8-6.2	226.1		
8-10	XDHFM810	11.6-14.4	6.2-7.6	232.7		•
9-11	XDHFM911	13.0-15.6	7.6-8.5	253		•
10-11	XDHFM1011	14.4-15.6	7.6-8.5	253.7	•	
10-12	XDHFM1012	14.4-17.1	8.5-9.0	272.2		
12-13	XDHFM1213	17.1-18.7	9.0-9.0	286.2	•	
12-14	XDHFM1214	17.1-20.1	9.0-10.2	298.4		•
13-14	XDHFM1314	18.7-20.1	9.0-9.7	299.2		
13-15	XDHFM1315	20.1-21.5	9.8-10.9	323.5		•
14-15	XDHFM1415	20.1-21.5	9.8-10.9	323.5	•	
14-17	XDHFM1417	20.1-23.7	9.8-11.3	345.0		
15-16	XDHFM1516	21.5-22.6	10.9-10.9	347.5	•	
16-18	XDHFM1618	22.6-24.9	11.2-12.2	346.3		•
17-19	XDHFM1719	23.8-26.3	11.3-12.1	372.1	•	•
18-20	XDHFM1820	25.0-27.3	12.1-13.6	395.7	•	
21-22	XDHFM2122	28.8-30.6	13.7-14.6	421.2		
22-24	XDHFM2224	30.6-33.1	14.0-14.9	445.2		

Sets include storage tray



XDHFM606



- Do not use "cheater bars" on handles.
- Pull, do not push on handles.
- Read Safety Precautions on pages W1-W4

FLANK DRIVE® HIGH-PERFORMANCE OFFSET BOX



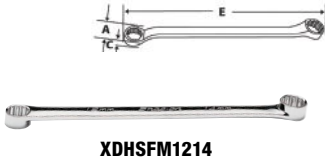
Standard Handle, 0° Offset, inches

Set Contains:

XDHF605

	12	A	C	E	12
1/4–5/16	XDHF810	13/32–15/32	7/32–1/4	8-5/16	•
3/8–7/16	XDHF1214	17/32–5/8	5/16–11/32	10-1/16	•
1/2–9/16	XDHF1618	23/32–13/16	11/32–13/32	11-3/4	•
5/8–3/4	XDHF2024	7/8–1-1/32	7/16–15/32	13-5/8	•
11/16–13/16	XDHF2226	31/32–1-5/32	15/32–17/32	15-5/8	•

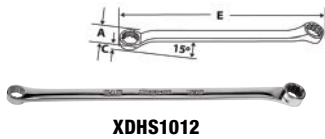
Set includes storage tray



Short Handle, 0° Offset, mm

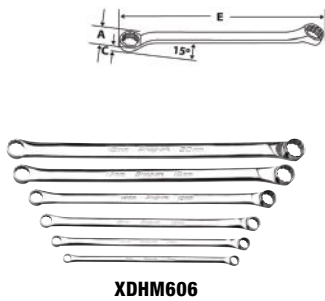
	12	A	C	E
8–10	XDHSFM810	12.1–14.9	6.2–7.6	162.9
10–12	XDHSFM1012	14.4–17.1	7.6–9.0	190.5
12–14	XDHSFM1214	17.1–20.1	8.5–10.2	208.8
17–19	XDHSFM1719	23.8–26.3	11.3–12.1	260.3

ASME®/ANSI® B107.5m



Short Handle, 15° Offset, inches

	12	A	C	E
5/16–3/8	XDHS1012	31/64–9/16	1/4–5/16	7




Standard Handle, 15° Offset, mm

Set Contains:

XDHM606

	12	A	C	E	12
8–9	XDHM89	11.6–13.0	5.8–6.2	219.2	•
8–10	XDHM810	11.6–14.4	6.2–7.6	225.6	
10–11	XDHM1011	14.4–15.6	7.6–8.5	246.3	•
10–12	XDHM1012	14.4–17.1	7.6–9.0	264.0	
12–13	XDHM1213	17.1–18.7	9.0–9.0	277.6	•
12–14	XDHM1214	17.1–20.1	9.0–10.2	289.6	
14–15	XDHM1415	20.1–21.5	9.8–10.9	313.1	•
14–17	XDHM1417	20.1–23.7	9.8–11.3	334.7	
15–16	XDHM1516	21.5–22.6	10.9–10.9	334.8	
17–19	XDHM1719	23.7–26.3	11.3–12.1	360.1	•
18–20	XDHM1820	24.9–27.3	12.1–13.6	384.0	•

Set includes storage tray



Standard Handle, 15° Offset, inches

Set Contains:

XDH605

	12		A	C	E	12
7/32–1/4	XDH78A	GXDH78A	11/32–3/8	13/64–15/64	7-15/64	
1/4–5/16	XDH810B	—	3/8–29/64	1/4–1/4	8-3/64	•
5/16–3/8	XDH1012B	GXDH1012B	29/64–35/64	1/4–19/64	8-7/8	
3/8–7/16	XDH1214A	—	35/64–5/8	19/64–11/32	9-11/16	•
7/16–1/2	XDH1416A	—	11/32–3/4	11/32–23/64	10-7/16	
1/2–9/16	XDH1618A	GXDH1618A	23/32–13/16	23/64–13/32	11-7/16	•
9/16–5/8	XDH1820A	—	13/16–29/32	13/32–7/16	12-3/8	
5/8–3/4	XDH2024A	—	57/64–1-3/64	7/16–31/64	13-9/32	•
11/16–3/4	XDH2224A	—	31/32–1-1/32	15/32–3/4	14-7/32	
11/16–13/16	XDH2226A	—	63/64–1-9/64	31/64–17/32	15-5/32	•
3/4–7/8	XDH2428	—	1-3/64–1-1/64	31/64–37/64	15-3/4	
25/32–7/8	XDH2528	—	1-5/64–1-13/64	35/64–37/64	16-5/64	
15/16–1	XDH3032	—	1-5/16–1-25/64	37/64–39/64	15-1/2	
1-1/16–1-1/4	XDH3440	—	1-31/64–1-47/64	5/8–23/32	18-1/4	
1-1/4–1-5/16	XDH4042	—	1-47/64–1-13/16	23/32–47/64	19-1/4	
1-1/4–1-3/8	XDH4044	—	1-47/64–1-15/16	23/32–49/64	20-1/4	
1-1/4–1-7/16	XDH4046	—	1-47/64–2	23/32–51/64	21	
1-7/16–1-1/2	XDH4648	—	2–2-1/16	51/64–13/16	22	

Set includes storage tray

Aerospace Spec. AS954E

SPLINE OFFSET BOX

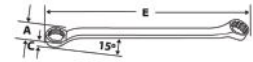
WRENCHES

Snap-on® spline wrenching tools have been developed to service high-tensile strength spline nuts and bolts widely used on both military and commercial aircraft. Precise, radial spline teeth engage the fastener teeth over a wider area to minimize stress, and allow application of high torque to reduce risk of damage to the fastener

or to the tool. Chrome tools comply with Military Spec. MS-33797 and MIL-W-8982. The unique spline wrenching configuration can be used on ordinary 6- and 12-point fasteners with an advantage similar to the Snap-on® Flank Drive® wrenching system.



XDES1618A



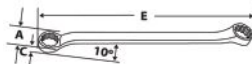
Box/Spline, 15° Offset, inches

		Stock No.	A	C	E
#7-9 (7/32-9/32")	7/32-9/32	XDES79A	11/32-7/16	11/64-13/64	7-1/4
#8-10 (1/4-5/16")	1/4-5/16	XDES810A	3/8-15/32	3/16-7/32	8-1/16
#12-14 (3/8-7/16")	3/8-7/16	XDES1214A	35/64-41/64	5/16-11/32	9-3/4
#16-18 (1/2-9/16")	1/2-9/16	XDES1618A	3/4-13/16	3/8-3/8	11-7/16
#18-20 (9/16-5/8")	9/16-5/8	XDES1820A	13/16-57/64	25/64-13/32	12-3/8
#22-24 (11/16-3/4")	11/16-3/4	XDES2224A	31/32-1-5/64	0.438-0.525	14-1/4
#26-30 (13/16-15/16")	13/16-15/16	XDES2630A	1-5/32-1-5/16	1/2-9/16	16-3/16
#28-32 (7/8-1")	7/8-1	XDES2832A	1-1/4-1-7/16	17/32-37/64	17

TORX® BOX



XLE605



Set Contains:

TORX®/Long Handle, 10° Offset

#		A	C	E	
E5-E6	XLE56	9/32-5/16	5/32-3/16	6-13/32	•
E7-E8	XLE78	11/32-3/8	7/32-7/32	7-7/32	•
E10-E12	XLE1012A	15/32-17/32	1/4-5/16	8-7/8	•
E14-E16	XLE1416	5/8-23/32	11/32-11/32	10-7/16	•
E18-E20	XLE1820	13/16-7/8	13/32-7/16	12-3/8	•

Set includes storage tray

ASME® B107.100



ETX705



Set Contains:

TORX®/Standard Handle, 0° Offset

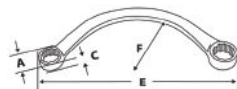
#		A	C	E	
E5-E6	ETX0506	17/64-5/16	5/32-11/64	4-41/64	•
E7-E8	ETX0708	21/64-3/8	7/32-15/64	5-15/32	•
E10-E12	ETX1012	29/64-35/64	1/4-19/64	6-13/32	•
E14-E16	ETX1416	5/8-23/32	11/32-23/64	7-1/2	•
E18-E20	ETX1820	13/16-57/64	13/32-7/16	8-37/64	•

Set includes storage tray

FLANK DRIVE® SPECIALTY BOX



CXM605



Set Contains:

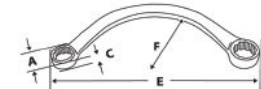
Half-Moon, mm

mm	12	A	C	E	F	12
10-12	CXM1012	15-17	6-7	128	48	•
11-13	CXM1113	16-18	8-8	144	57	•
14-17	CXM1417	20-23	9-9	166	65	•
15-19	CXM1519	22-27	10-11	198	78	•
18-21	CXM1821	27-31	11-13	224	86	•

Set includes storage tray



CX605



Set Contains:

Half-Moon, inches


	12	A	C	E	F	12
5/16-3/8	CX1012	15/32-9/16	3/16-5/16	4-5/8	2-1/16	
7/16-1/2	CX1416	5/8-23/32	5/16-5/16	5	2-7/32	•
9/16-5/8	CX1820	13/16-7/8	11/32-3/8	6-1/2	2-9/16	•
5/8-3/4	CX2024	7/8-1-7/32	13/32-7/16	7-3/4	3-1/16	•
11/16-13/16	CX2226	31/32-1-9/32	13/32-15/32	8-1/2	3-1/2	•
7/8-15/16	CX2830	1-1/4-1-11/32	9/16-9/16	10	4-1/16	•

Set includes storage tray



- Do not use "cheater bars" on handles.
- Pull, do not push on handles.
- Read Safety Precautions on pages W1-W4

FLANK DRIVE® SPECIALTY BOX



SBXM605

S-Shaped, mm


Set Contains:

SBXM605

mm	12	A	C	E	12
10-12	SBXM1012	14-18	6-8	140	•
11-13	SBXM1113	16-19	7-8	155	•
14-15	SBXM1415	21-22	9-9	190	•
16-18	SBXM1618	24-27	10-11	173	•
17-19	SBXM1719	25-28	10-12	240	•

Set includes storage tray

ASME® B107.100



SBXM605

S-Shaped, inches

Set Contains:

SBXM605

II	12	A	C	E	12
5/16-3/8	SBX1012	15/32-9/16	9/16-7/32	3-3/4	•
7/16-1/2	SBX1416	21/32-3/4	9/32-5/16	5-5/16	•
9/16-5/8	SBX1820	27/32-15/16	11/32-11/32	6-7/8	•
11/16-3/4	SBX2224	1-1/32-1-1/8	11/32-11/32	8-7/16	•
13/16-7/8	SBX2628	1-7/32-1-5/16	17/32-9/16	10	•

Set includes storage tray

ASME® B107.100

OPEN END



VOM705



VO806B



Standard, mm

Set Contains:

VOM705

mm	Stock No.	B	D	E	
6-7	VOM67B	13-15	4-4	97	
7-8	VOM78B	15-17	4-4	106	
8-9	VOM89B	17-20	4-5	119	
8-10	VOM810B	17-21	4-5	121	
10-11	VOM1011B	21-23	5-6	136	•
11-13	VOM1113B	23-27	6-6	151	
12-13	VOM1213B	25-27	6-6	157	•
12-14	VOM1214B	25-29	6-7	162	
14-15	VOM1415B	29-31	7-7	178	•
16-18	VOM1618B	33-37	7-8	205	•
17-19	VOM1719B	35-38	8-9	216	•
19-22	VOM1922B	39-46	9-10	245	
20-23	VOM2023B	39-46	9-10	245	
21-24	VOM2124B	43-49	9-10	267	
22-24	VOM2224B	46-49	10-10	273	
25-27	VOM2527B	49-55	10-11	302	
26-28	VOM2628B	49-55	10-11	302	
27-30	VOM2730B	55-61	11-12	338	
30-32	VOM3032B	61-65	12-12	368	

Set includes storage tray

ASME®/ANSI® B107.100

Standard, inches

Set Contains:

VO806B**

II	Stock No.	B	D	E		
3/16-1/4	VO68	13/32	9/64	3-13/32		
1/4-5/16	VO810B	17/32-21/32	5/32-5/32	4-1/16	•	•
5/16-3/8	VO1012B	21/32-25/32	5/32-3/16	4-21/32	•	
3/8-7/16	VO1214B	25/32-29/32	3/16-7/32	5-5/16	•	•
7/16-1/2	VO1416B	29/32-1-1/16	7/32-1/4	5-15/16	•	
1/2-9/16	VO1618B	1-1/16-1-5/32	1/4-9/32	6-19/32	•	•
9/16-5/8	VO1820B	1-5/32-1-5/16	9/32-9/32	7-9/32	•	
5/8-11/16	VO2022B	1-5/16-1-13/32	9/32-5/16	7-15/16	•	•
5/8-3/4	VO2024B	1-5/16-1-9/16	9/32-11/32	8-9/32	•	
11/16-3/4	VO2224B	1-13/32-1-9/16	5/16-11/32	8-5/8	•	
3/4-13/16	VO2426B	1-9/16-1-21/32	11/32-3/8	9-11/32	•	•
3/4-7/8	VO2428B	1-9/16-1-13/16	11/32-3/8	9-21/32	•	
13/16-7/8	VO2628B	1-21/32-1-13/16	3/8-3/8	10-1/32	•	
7/8-15/16	VO2830B	1-13/16-1-29/32	3/8-13/32	10-3/4	•	•
15/16-1	VO3032B	1-29/32-2-1/32	13/32-13/32	11-15/32	•	
1-1-1/16	VO3234B	2-1/32-2-5/32	13/32-7/16	12-7/32	•	
1-1/16-1-1/4	VO3440B	2-5/32-2-17/32	7/16-1/2	12-15/16	•	
1-1/8-1-3/16	VO3638B	2-5/16-2-13/32	7/16-15/32	13-23/32	•	
1-1/4-1-5/16	VO4042B	2-17/32-2-21/32	1/2-1/2	15-1/4	•	
1-3/8-1-7/16	VO4446B	2-13/16-2-29/32	17/32-17/32	16-7/8	•	
1-1/2-1-5/8	VO4852B	3-1/16-3-5/16	9/16-19/32	18-29/32	•	

*Set includes storage tray

**Set includes storage bag

ASME®/ANSI® B107.100

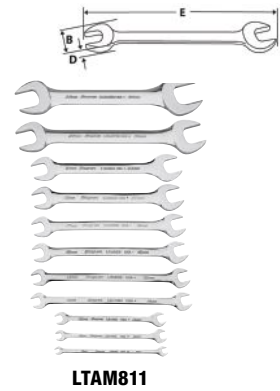
Low Torque/Slimline, 15° Offset, mm

Set Contains: **LTAM811**

mm	Stock No.	B	D	E	
6-7	LTAM67	13-15	3	165	•
8-10	LTAM810	17-21	3	165	•
10-11	LTAM1011	21-23	3	165	•
12-14	LTAM1214	25-29	4	241	•
13-15	LTAM1315	27-31	4	241	•
16-18	LTAM1618	33-37	4	241	•
17-19	LTAM1719	35-39	4	241	•
19-22	LTAM1922	39-45	4	241	•
21-24	LTAM2124	43-49	4	241	•
27-30	LTAM2730	55-61	6	311	•
32-36	LTAM3236	65-73	6	311	•

Set includes storage bag

ASME®/ANSI® B107.100



LTAM811

Low Torque/Slimline, 15° Offset, inches

Set Contains: **LTA805K**

	Stock No.	B	D	E	
3/8-7/16	LTA1214	25/32-29/32	3/32	9-1/2	•
7/16-1/2	LTA1416	29/32-1-1/32	5/32	9-1/2	• •
1/2-9/16	LTA1618	1-1/32-1-5/32	5/32	9-1/2	• •
5/8-11/16	LTA2022	1-9/32-1-13/32	5/32	9-1/2	• •
3/4-13/16	LTA2426	1-17/32-1-11/16	5/32	9-1/2	•
3/4-7/8	LTA2428	1-17/32-1-25/32	5/32	9-1/2	• •
15/16-1	LTA3032	1-29/32-2-1/32	5/32	9-1/2	• •
1-1/16-1-1/8	LTA3436	2-5/32-2-9/32	1/4	12-1/4	•
1-1/4-1-5/16	LTA4042	2-17/32-2-21/32	1/4	12-1/4	•
1-3/8-1-7/16	LTA4446	2-25/32-2-29/32	1/4	12-1/4	•
1-1/2-1-5/8	LTA4852	3-1/16-3-9/32	9/32	14-1/4	•
1-11/16-1-7/8	LTA5460	3-13/32-3-17/32	9/32	14-1/4	•

Sets include storage bag

ASME® B107.100



LTA805K

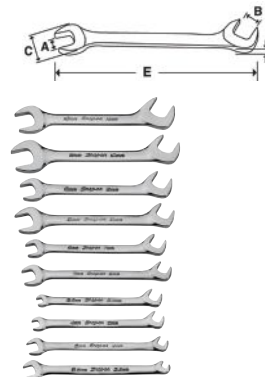
Ignition, 15°/60° Offset, mm

Set Contains: **DSM810K**

Stock No.	A	B	C	D	E	
DSM3.25.5	3.2	5.5	8-11	3	74	•
DSM5.53.2	5.5	3.2	11-8	3	83	•
DSM45	4	5	9-11	3	77	•
DSM54	5	4	11-9	3	81	•
DSM67	6	7	12-14	3	85	•
DSM76	7	6	14-12	3	89	•
DSM89	8	9	15-17	3	93	•
DSM98	9	8	17-15	3	97	•
DSM1011	10	11	20-22	4	101	•
DSM1110	11	10	22-20	4	105	•

Set includes storage bag

ASME®/ANSI® B107.100



DSM810K

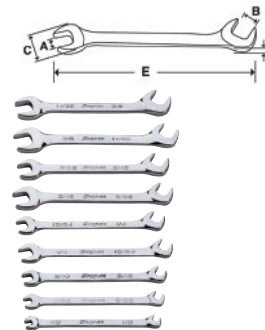
Ignition, 15°/60° Offset, inches

Set Contains: **DS809K**

Stock No.	A	B	C	D	E	
DS88A	1/8	1/8	5/16-5/16	1/8	2-29/32	•
DS1010A	5/32	5/32	3/8-3/8	1/8	2-7/8	•
DS1212A	3/16	3/16	13/32-13/32	1/8	3-1/8	•
DS1516A	15/64	1/4	15/32-1/2	1/8	3-1/4	• •
DS1615A	1/4	15/64	1/2-15/32	1/8	3-13/32	• •
DS1820A	9/32	5/16	9/16-19/32	1/8	3-1/2	• •
DS2018A	5/16	9/32	19/32-9/16	1/8	3-21/32	• •
DS2224A	11/32	3/8	21/32-23/32	5/32	3-3/4	• •
DS2422A	3/8	11/32	23/32-21/32	5/32	3-3/4	• a

Sets include storage bag

ASME®/ANSI® B107.100



DS809K



WARNING

- Use only moderate force on Slimline wrenches.
- Read Safety Precautions on pages W1-W4

OPEN END



VSM807B

Four-Way Angle Head, mm

- Angle head wrenches are offset at 30° and 60° angles to the handle
- Both ends are the same size to permit use of one wrench in four positions

mm	Stock No.	Flank Drive® Plus Stock No.	B	D	E	Set Contains:			
						VSM814**	VSM807B*	SVSM807A*	SVSM01FBR^
10	VSM5210B	SVSM10A	20	6	127	•	•	•	•
11	VSM5211B	SVSM11A	22	6	137	•	•	•	•
12	VSM5212B	SVSM12A	24	6	145	•	•	•	•
13	VSM5213B	SVSM13A	26	6	154	•	•	•	•
14	VSM5214B	SVSM14A	28	6	164	•	•	•	•
15	VSM5215B	SVSM15A	30	7	173	•	•	•	•
16	VSM5216B	SVSM16A	31	7	181	•	•	•	•
17	VSM5217B	SVSM17A	34	7	191	•	•	•	•
18	VSM5218B	SVSM18A	36	7	200	•	•	•	•
19	VSM5219B	SVSM19A	37	7	210	•	•	•	•
21	VSM5221B	SVSM21A	41	8	228	•	•	•	•
22	VSM5222B	SVSM22A	44	8	239	•	•	•	•
24	VSM5224B	SVSM24A	47	8	254	•	•	•	•
27	VSM5227B	SVSM27A	53	9	283	•	•	•	•

*Set includes storage tray
**Set includes storage bag

^Set includes foam organizer
ASME® B107.100



VS807B



GVS24B

Four-Way Angle Head, inches

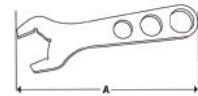
I	Stock No.	Industrial Stock No.	Flank Drive® Plus Stock No.	B	D	E	Set Contains:			
							VS828A**	VS814A**	VS807B*	SVS01FBR^
1/4	VS8B	—	—	17/32	3/16	3-11/16	•			
5/16	VS10B	—	—	21/32	3/16	4-1/4	•			
11/32	VS11B	—	—	23/32	7/32	4-17/32	•			
3/8	VS12B	—	SVS12A	25/32	7/32	4-27/32	•	•	•	•
7/16	VS14B	—	SVS14A	7/8	7/32	5-13/32	•	•	•	•
1/2	VS16B	GVS16B	SVS16A	1	1/4	5-31/32	•	•	•	•
9/16	VS18B	GVS18B	SVS18A	1-1/8	1/4	6-9/16	•	•	•	•
5/8	VS20B	GVS20B	SVS20A	1-1/4	9/32	7-1/8	•	•	•	•
11/16	VS22B	GVS22B	SVS22A	1-3/8	9/32	7-11/16	•	•	•	•
3/4	VS24B	GVS24B	SVS24A	1-15/32	9/32	8-9/32	•	•	•	•
13/16	VS26B	GVS26B	SVS26A	1-19/32	5/16	8-27/32	•	•	•	•
7/8	VS28B	GVS28B	SVS28A	1-23/32	5/16	9-13/32	•	•	•	•
15/16	VS30B	GVS30B	SVS30A	1-27/32	11/32	10	•	•	•	•
1	VS32B	GVS32B	SVS32A	1-31/32	11/32	10-9/16	•	•	•	•
1-1/16	VS34B	—	SVS34A	2-3/32	11/32	11-1/8	•	•	•	•
1-1/8	VS36B	—	SVS36A	2-3/16	3/8	11-23/32	•	•	•	•
1-3/16	VS38B	—	—	2-11/32	3/8	12-9/32	•			
1-1/4	VS40B	GVS40B	SVS40A	2-7/16	13/32	12-7/8	•	•	•	•
1-5/16	VS42B	—	—	2-9/16	13/32	13-7/16	•			
1-3/8	VS44B	—	—	2-11/16	13/32	14	•			
1-7/16	VS46B	—	—	2-27/32	7/16	14-19/32	•			
1-1/2	VS48B	—	—	2-15/16	7/16	15-5/32	•			
1-5/8	VS52B	—	—	3-7/32	15/32	16-5/16	•			
1-11/16	VS54B	—	—	3-11/32	1/2	16-7/8	•			
1-3/4	VS56B	—	—	3-15/32	1/2	17-7/16	•			
1-13/16	VS58B	—	—	3-19/32	1/2	18	•			
1-7/8	VS60B	—	—	3-23/32	17/32	18-19/32	•			
2	VS64B	—	—	3-31/32	9/16	19-3/4	•			

*Set includes storage tray
**Set includes storage bag

^Set includes foam organizer
ASME® B107.100

Aluminum (for AN fittings)

- Securely tighten expensive AN fittings to reduce risk of damage in aircraft, marine and industrial applications, as well as race and show cars
- Machined from heat-treated aluminum to exact tolerances
- Corner reliefs on open end prevent rounding the corners of the fitting
- Handle length is designed to apply appropriate torque without overtightening
- Wrenches are color coded and stamped for quick size identification
- All wrenches are .36" thick



ANWR708A

Set Contains:

ANWR708A

#	Size	Stock No.	Color	Overall Length, inches (mm)	
No. 3	1/2	ANWR3A	Silver	4 (101.6)	•
No. 4	9/16	ANWR4A	Black	4-3/4 (120.7)	•
No. 6	11/16	ANWR6A	Light Blue	5-3/4 (146.1)	•
No. 8	7/8	ANWR8A	Pink	5-3/4 (146.1)	•
No. 10	1	ANWR10A	Gold	7-1/8 (181.0)	•
No. 12	1-1/4	ANWR12A	Red	7-1/2 (190.5)	•
No. 16	1-1/2	ANWR16A	Brass	8-3/4 (222)	•
No. 20	1-13/16	ANWR20A	Dark Blue	9-1/4 (237.0)	•

Set includes heavy-gauge vinyl storage pouch

SoftJaw Wrenches (Blue-Point®)

- Durable, chrome-vanadium wrenches with SoftJaw inserts
- Use to tension anodized aluminum fittings without damage
- Replaceable SoftJaw inserts

Set Contains:

BLPSJW706†



BLPSJW706

Stock No.	Description	
BLPSJW0304†	Size 3–4 AN SoftJaw Open-End Wrench (Blue-Point®)	•
BLPSJW0305†	Size 3–5 AN SoftJaw Open-End Wrench (Blue-Point®)	•
BLPSJW0608†	Size 6–8 AN SoftJaw Wrench (Blue-Point®)	•
BLPSJW79†	Size 7–9 AN SoftJaw Open-End Wrench (Blue-Point®)	•
BLPSJW1012†	Size 10–12 AN SoftJaw Open-End Wrench (Blue-Point®)	•
BLPSJW1113†	Size 11–13 AN SoftJaw Open-End Wrench (Blue-Point®)	•
BLPSJW1620†	Size 16–20 AN SoftJaw Wrench (Blue-Point®)	
BLPSJW1718†	Size 17–18 AN SoftJaw Wrench (Blue-Point®)	

OPEN END (Blue-Point®)



BDOEM1415



BDOE1820

Standard, mm (Blue-Point®)

mm	Stock No.	Length, mm
10–11	BDOEM1011	145
12–13	BDOEM1213	165
14–15	BDOEM1415	185
16–17	BDOEM1617	185
18–19	BDOEM1819	227

Standard, inches (Blue-Point®)


Size	Stock No.	Length, inches
5/16–3/8	BDOE1012	5-5/16
7/16–1/2	BDOE1416	6-1/2
9/16–5/8	BDOE1820	7-9/32
11/16–3/4	BDOE2224	8-15/16

ASME®/ANSI® B107.100



†These products can expose you to chemicals which are known to the state of California to cause cancer and reproductive harm. See pages P1–P2 for details.
• Read Safety Precautions on pages W1–W4

FLANK DRIVE® FLARE NUT



RXSM605B

Open End and Flare Nut, mm

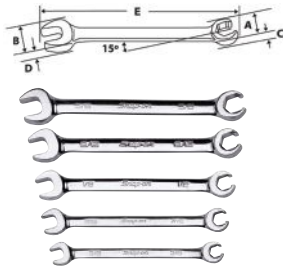
Set Contains:

RXSM605B

mm	6	A	B	C	D	E	6
8	RXSM8B	17	17	7	7	135	
9	RXSM9B	18	19	7	7	144	
10	RXSM10B	20	21	8	8	152	•
11	RXSM11B	21	23	9	9	162	•
12	RXSM12B	22	25	9	9	169	•
13	RXSM13B	24	27	9	9	178	•
14	RXSM14B	25	29	10	10	186	•
15	RXSM15B	26	31	10	10	194	
16	RXSM16B	27	33	11	11	202	
17	RXSM17B	29	35	11	11	211	
18	RXSM18B	30	37	12	12	219	
19	RXSM19B	32	39	12	12	228	
20	RXSM20B	33	41	13	13	235	

Set includes storage tray

ASME®/ANSI® B107.100



RXS605B

Open End and Flare Nut, inches

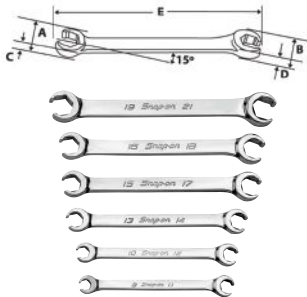
Set Contains:

RXS605B

II	6	12	A	B	C	D	E	6
3/8	RXS12B	—	3/4	25/32	5/16	5/16	5-27/32	•
7/16	RXS14B	RXS14BS	27/32	29/32	11/32	11/32	6-3/8	•
1/2	RXS16B	—	29/32	1-1/16	3/8	3/8	6-7/8	•
9/16	RXS18B	—	1	1-5/32	13/32	13/32	7-13/32	•
5/8	RXS20B	—	1-3/32	1-5/16	7/16	7/16	7-15/16	•
11/16	—	RXS22BS	1-5/32	1-13/32	15/32	15/32	8-15/32	•
3/4	—	RXS24BS	1-1/4	1-9/16	1/2	1/2	9	•

Set includes storage tray

ASME® B107.100



RXFMS606B

Double End Flare Nut, mm

Set Contains:

RXFMS606B

mm	6	A	C	E	6
7-8	RXFMS78B	15-17	6-7	123	
9-11	RXFMS911B	18-21	7-8	145	•
10-12	RXFMS1012B	20-22	8-9	153	•
13-14	RXFMS1314B	24-25	9-10	173	•
15-17	RXFMS1517B	26-29	10-11	193	•
16-18	RXFMS1618B	28-30	11-12	200	•
19-21	RXFMS1921B	32-34	12-13	223	•

Set includes storage tray

ASME® B107.100



RXFS605B

Double End Flare Nut, inches

Set Contains:

RXFS605B

II	6	A	C	E	6
1/4-5/16	RXFS810B	19/32-21/32	1/4-9/32	4-27/32	•
3/8-7/16	RXFS1214B	3/4-27/32	5/16-11/32	5-13/16	•
1/2-9/16	RXFS1618B	29/32-1	3/8-13/32	6-13/16	•
5/8-11/16	RXFS2022B	1-3/32-1-5/32	7/16-15/32	7-3/4	•
3/4-13/16	RXFS2426B	1-1/4-1-5/16	1/2-17/32	8-25/32	•
3/4-7/8	RXFS2428B	1-1/4-1-27/64	1/2-5/8	9-1/2	
3/4-1	RXFS2432B	1-1/4-1-9/16	1/2-5/8	9-1/2	
7/8-1-1/8	RXFS2836B	1-13/32-1-3/4	9/16-11/16	10-1/2	


Set includes storage tray

ASME® B107.100

1/4" DRIVE CROWFOOT WRENCHES

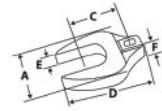
WRENCHES

Flank Drive® Plus, Open End, inches

	Stock No.	A	C	D	E	F
7/16	TMCOS14	29/32	5/8	1-5/32	5/16	5/16
1/2	TMCOS16	1-1/16	21/32	1-15/64	5/16	5/16
9/16	TMCOS18	1-5/32	11/16	1-19/64	5/16	5/16




TMCOS16

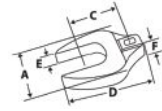


Open End, mm

Set Contains:

107TMCOM

	Stock No.	A	C	D	E	F	
7	TMCOM7	13.5	13.2	24.4	6.6	6.6	•
8	TMCOM8	16.8	14.1	25.9	6.6	6.6	•
10	TMCOM10	19.8	14.6	27.5	6.6	6.6	•
11	TMCOM11	22.4	16.0	29.4	7.9	7.9	•
12	TMCOM12	24.4	16.5	30.6	7.9	7.9	•
13	TMCOM13	26.4	16.6	31.2	7.9	7.9	•
14	TMCOM14	29.0	17.7	32.9	7.9	7.9	•



107TMCOM


Set includes storage tray

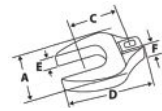
ASME® B107.21

Open End, inches

Set Contains:

106TMCO

	Stock No.	A	C	D	E	F	
1/4	TMCO8	17/32	17/32	31/32	1/4	1/4	•
5/16	TMCO10	21/32	9/16	1-1/32	1/4	1/4	•
3/8	TMCO12	25/32	19/32	1-3/32	1/4	1/4	•
7/16	TMCO14	7/8	5/8	1-5/32	5/16	5/16	•
1/2	TMCO16	1-1/32	21/32	1-1/4	5/16	5/16	•
9/16	TMCO18	1-1/8	11/16	1-9/32	5/16	5/16	•




106TMCO

Set includes storage tray

ASME® B107.21

Flank Drive® Flare Nut/Shallow, 12-Point, inches



	Stock No.	A	B	C	E	Maximum Recommended Working Torque, in-lb
1/4	TMRX8	13/32	1/8	31/32	1/4	75
5/16	TMRX10	1/2	3/16	31/32	1/4	75
3/8	TMRX12	19/32	1/4	31/32	1/4	75

ASME® B107.21



TMRX12

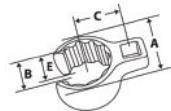
Flank Drive® Flare Nut/Deep, 12-Point, inches

		A	B	C	E	Maximum Recommended Working Torque, in-lb
3/8	AN85086B	19/32	9/32	1/2	1/2	75
7/16	AN85087B	11/16	11/32	9/16	9/16	200
1/2	AN85088B	25/32	13/32	19/32	9/16	200
9/16	AN85089B	27/32	15/32	5/8	9/16	200

ASME® B107.21




AN85088B



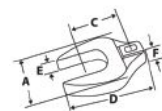
3/8" DRIVE CROWFOOT WRENCHES

Flank Drive® Plus/Open End, inches

	Stock No.	A	C	D	E	F
5/8	FCOS20	1-1/4	27/32	1-19/32	7/32	17/32
3/4	FCOS24	1-17/32	1	1-29/32	1/4	17/32
15/16	FCOS30	2	1-1/8	2-1/8	23/64	43/64
1-1/16	FCOS34	2	1-3/32	2-1/8	23/64	43/64




FCOS24



- Use only moderate force on Flare Nut wrenches.
- Use only moderate force on Crowfoot wrenches.
- Read Safety Precautions on pages W1-W4

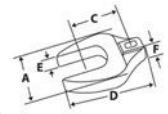
3/8" DRIVE CROWFOOT WRENCHES



214FC



211GFCO



Open End, Inches, Chrome

	Stock No.	Industrial Stock No.	A	C	D	E	F	Maximum Recommended Working Torque, in-lb	Set Contains:				
									242FC	226FC	214FC	211FCOA*	211GFCO
3/8	FC012A	GFC012A	7/8	23/32	1-19/64	7/32	33/64	80					
7/16	FC014A	GFC014A	7/8	21/32	1-17/64	7/32	33/64	110	•	•	•	•	•
1/2	FC016A	GFC016A	1-1/32	51/64	1-29/64	7/32	33/64	140	•	•	•	•	•
9/16	FC018A	GFC018A	1-1/4	15/16	1-5/8	7/32	33/64	165	•	•	•	•	•
5/8	FC020A	GFC020A	1-1/4	7/8	1-19/32	7/32	33/64	210	•	•	•	•	•
11/16	FC022A	GFC022A	1-33/64	1-3/32	1-59/64	1/4	33/64	250	•	•	•	•	•
3/4	FC024A	GFC024A	1-33/64	1-1/32	1-57/64	1/4	33/64	290	•	•	•	•	•
13/16	FC026A	GFC026A	1-23/32	1-3/32	2	9/32	19/32	335	•	•	•	•	•
7/8	FC028A	GFC028A	1-23/32	1-3/64	1-31/32	9/32	19/32	375	•	•	•	•	•
15/16	FC030A	GFC030A	2	1-5/32	2-1/8	11/32	21/32	420	•	•	•	•	•
1	FC032A	GFC032A	2	1-1/8	2-3/32	11/32	21/32	460	•	•	•	•	•
1-1/16	FC34B		2	1-9/64	2	11/32	21/32	500	•	•	•		
1-1/8	FC36A		2	1-11/64	2	23/64	39/64	560	•	•	•		
1-3/16	FC38A		2	1-13/64	2-1/16	23/64	39/64	615	•	•	•		
1-1/4	FC40A		2-5/32	1-1/4	2-7/32	23/64	41/64	670	•	•	•		
1-5/16	FC42A		2-5/32	1-9/32	2-7/32	23/64	41/64	725	•	•			
1-3/8	FC44A		2-23/64	1-5/16	2-3/8	23/64	41/64	780	•	•			
1-7/16	FC46A		2-23/64	1-23/64	2-3/8	23/64	41/64	840	•	•			
1-1/2	FC48A		2-17/32	1-25/64	2-1/2	23/64	41/64	895	•	•			
1-9/16	FC50A		2-17/32	1-27/64	2-1/2	23/64	41/64	950	•	•			
1-5/8	FC52A		2-21/32	1-29/64	2-19/32	23/64	41/64	1,005	•	•			
1-11/16	FC54A		2-21/32	1-1/2	2-19/32	23/64	41/64	1,060	•	•			
1-3/4	FC56A		2-7/8	1-17/32	2-3/4	23/64	41/64	1,120	•	•			
1-13/16	FC58A		2-7/8	1-9/16	2-3/4	23/64	41/64	1,175	•	•			
1-7/8	FC60A		3-5/32	1-19/32	2-55/64	23/64	41/64	1,230	•	•			
1-15/16	FC62A		3-5/32	1-21/32	2-55/64	23/64	41/64	1,230	•	•			
2	FC64A		3-13/32	1-47/64	3	31/64	45/64	1,230	•	•			
2-1/16	FC66A		3-13/32	1-25/32	3	31/64	45/64	1,230	•				
2-1/8	FC68A		3-19/32	1-13/16	3-3/16	31/64	45/64	1,230	•	•			
2-3/16	FC70A		3-19/32	1-27/32	3-3/16	31/64	45/64	1,230	•				
2-1/4	FC72A		3-27/32	1-15/16	3-7/16	31/64	45/64	1,230	•				
2-5/16	FC74A		3-27/32	1-15/16	3-7/16	31/64	45/64	1,230	•				
2-3/8	FC76A		4-1/8	2-5/64	3-11/16	31/64	45/64	1,230	•				
2-7/16	FC78A		4-1/8	2-1/8	3-11/16	31/64	45/64	1,240	•				
2-1/2	FC80A		4-9/32	2-11/64	3-13/16	31/64	45/64	1,280	•	•			
2-9/16	FC82A		4-9/32	2-11/64	3-13/16	31/64	45/64	1,325	•				
2-5/8	FC84A		4-17/32	2-21/64	4-1/16	31/64	45/64	1,405	•				
2-11/16	FC86A		4-17/32	2-3/8	4-1/16	31/64	45/64	1,460	•				
2-3/4	FC88A		4-23/32	2-7/16	4-1/4	31/64	45/64	1,520	•				
2-13/16	FC90A		4-23/32	2-17/32	4-1/4	31/64	45/64	1,660	•				
2-7/8	FC92A		5-3/32	2-41/64	4-9/16	31/64	45/64	1,705	•	•			
2-15/16	FC94A		5-3/32	2-43/64	4-9/16	31/64	45/64	1,760	•				
3	FC96A		5-3/32	2-23/32	4-1/2	31/64	45/64	1,760	•				

*Set includes storage tray

ASME®/ANSI® B107.100

3/8" DRIVE CROWFOOT WRENCHES

WRENCHES

Open End, mm, Chrome

mm	Stock No.	A	C	D	E	F	Maximum Recommended Working Torque, in-lb	Set Contains:	
								216FCOM	210FCOMA
9	FCOM9A	22.4	18.8	33.3	5.3	13.2	85	•	
10	FCOM10A	22.4	17.6	33.0	5.3	13.2	110	•	•
11	FCOM11A	22.4	16.6	32.3	5.3	13.2	125	•	•
12	FCOM12A	26.2	21.0	37.3	5.3	13.2	140	•	•
13	FCOM13A	26.2	19.8	36.8	5.3	13.2	170	•	•
14	FCOM14A	26.2	18.6	36.1	5.3	13.2	210	•	•
15	FCOM15A	31.8	22.7	40.9	5.3	13.2	230	•	•
16	FCOM16A	31.8	21.7	40.4	5.3	13.2	255	•	•
17	FCOM17A	31.8	20.5	39.9	5.3	13.2	275	•	•
18	FCOM18A	38.4	27.2	48.5	6.4	13.2	290	•	•
19	FCOM19A	38.4	26.2	48.0	6.4	13.2	315	•	•
20	FCOM20A	38.4	25.0	48.0	6.4	13.2	340	•	•
21	FCOM21A	43.7	27.4	48.8	7.1	15.0	375	•	•
22	FCOM22A	43.7	26.4	50.0	7.1	15.0	400	•	•
23	FCOM23A	50.5	30.1	54.4	8.9	16.8	425	•	•
24	FCOM24A	50.5	28.8	53.8	8.9	16.8	460	•	•

Set includes storage tray

ASME® B107.21

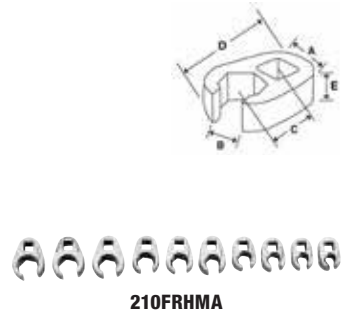


Flank Drive® Flare Nut, 6-Point, mm

mm	6	A	B	C	D	E	Maximum Recommended Working Torque, in-lb	Set Contains:	
								210FRHMA	6
9	FRHM9	22.4	6.7	14.2	33.3	9.7	170		
10	FRHM10	22.9	7.4	14.2	35.3	9.7	212		•
11	FRHM11	22.9	8.3	14.2	35.3	9.7	245		•
12	FRHM12	25.4	9.0	14.2	36.6	9.7	280		•
13	FRHM13	25.4	9.4	14.2	36.6	9.7	315		•
14	FRHM14	28.4	10.5	18.8	40.9	11.2	385		•
15	FRHM15	28.4	11.2	18.8	40.9	11.2	460		•
16	FRHM16	28.4	11.7	18.8	40.9	11.2	530		•
17	FRHM17	33.3	12.6	20.6	44.7	12.7	600		•
18	FRHM18	33.3	13.6	20.6	44.7	12.7	670		•
19	FRHM19	33.3	14.7	20.6	44.7	12.7	740		•
20	FRHM20	41.1	15.2	22.1	50.3	14.2	850		•
21	FRHM21	41.1	16.3	22.1	50.3	14.2	920		•
22	FRHM22	41.1	17.0	22.1	50.3	14.2	1,025		•

Set includes storage tray

ASME® B107.21

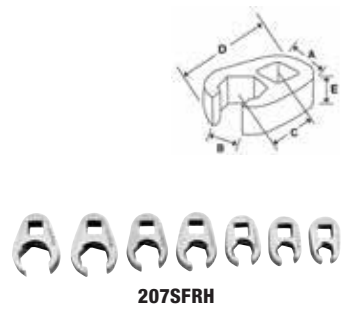


Flank Drive® Flare Nut, 6-Point, inches

In	6	A	B	C	D	E	Maximum Recommended Working Torque, in-lb	Set Contains:	
								207SFRH	6
3/8	FRH120S	13/32	1/4	9/16	1-11/32	3/8	190		•
7/16	FRH140S	29/32	5/16	9/16	1-13/32	3/8	255		•
1/2	FRH160S	1	11/32	9/16	1-7/16	3/8	320		•
9/16	FRH180S	1-1/8	3/8	3/4	1-5/8	7/16	405		•
5/8	FRH200S	1-1/8	7/16	3/4	1-5/8	7/16	500		•
11/16	FRH220S	1-5/16	1/2	13/16	1-25/32	1/2	600		•
3/4	FRH240S	1-5/16	9/16	13/16	1-25/32	1/2	700		•
13/16	FRH260S	1-5/8	5/8	7/8	1-31/32	9/16	820		•
7/8	FRH280S	1-5/8	23/32	7/8	1-31/32	9/16	940		•
15/16	FRH300S	1-7/8	11/16	15/16	2-3/16	5/8	1,020		•
1	FRH320S	1-7/8	3/4	15/16	2-3/16	5/8	1,180		•

Set includes storage tray

ASME® B107.21



- Use only moderate force on Flare Nut wrenches.
- Use only moderate force on Crowfoot wrenches.
- Screen the puller application.
- Read Safety Precautions on pages W1-W4




3/8" DRIVE CROWFOOT WRENCHES



208AN

Flank Drive® Flare Nut, Deep, 12-Point, inches

Set Contains: **208AN**

		A	B	C	E	Maximum Recommended Working Torque, in-lb	
5/8	AN850810B	15/16	1/2	23/32	23/32	200	•
11/16	AN850811B	1-1/32	17/32	25/32	23/32	245	•
3/4	AN850812B	1-1/8	9/16	13/16	3/4	360	•
13/16	AN850813B	1-7/32	5/8	7/8	3/4	360	•
7/8	AN850814B	1-5/16	25/32	15/16	25/32	500	•
15/16	AN850815B	1-3/8	3/4	31/32	25/32	500	•
1	AN850816B	1-7/16	3/4	1	13/16	500	•
1-1/16	AN850817B	1-17/32	25/32	1-1/32	13/16	500	•

Set includes storage tray

ASME®/ANSI® B107.21



A277

Crowfoot Wrench Holder

A277 3/8" Drive 8-3/4" Crowfoot Wrench Holder



- Organizes and stores crowfoot wrenches
- 2-piece design snaps apart for access to desired size
- 8-3/4" long



BFCRM712A

Ratcheting, mm (Blue-Point®)

Set Contains: **BFCRM712A**

		A	C	E	
8	BFCRM8A	17.8	6.5	49.3	•
9	BFCRM9A	19.5	7.4	50.8	•
10	BFCRM10A	21.5	8.0	53.8	•
11	BFCRM11A	22.0	8.5	53.8	•
12	BFCRM12A	23.5	9.0	57.2	•
13	BFCRM13A	25.0	10.0	57.2	•
14	BFCRM14A	27.0	10.0	60.3	•
15	BFCRM15A	28.5	11.0	63.5	•
16	BFCRM16A	30.5	11.0	66.7	•
17	BFCRM17A	34.5	12.0	68.3	•
18	BFCRM18A	36.5	12.0	71.4	•
19	BFCRM19A	36.5	12.9	73.0	•

Set includes FXLBP10: 10" locking extension



Set shown includes storage tray



BFCR708A

Ratcheting, inches (Blue-Point®)

Set Contains: **BFCR708A**

		A	C	E	
5/16	BFCR10A	11/16	1/4	2	•
3/8	BFCR12A	27/32	5/16	2-1/8	•
7/16	BFCR14A	7/8	11/32	2-1/8	•
1/2	BFCR16A	31/32	13/32	2-1/4	•
9/16	BFCR18A	1-1/16	13/32	2-3/8	•
5/8	BFCR20A	1-3/16	7/16	2-5/8	•
11/16	BFCR22A	1-1/4	15/32	2-5/8	•
3/4	BFCR24A	1-7/16	1/2	2-7/8	•



Set includes FXLBP10: 10" locking extension

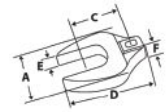
Set shown includes storage tray

1/2" DRIVE CROWFOOT WRENCHES

WRENCHES

Open End, mm

		A	C	E	F	Maximum Recommended Working Torque, in-lb
20	SCOM20	40.4	42.9	7.8	15.9	1,400
21	SCOM21	40.4	42.9	7.8	15.9	1,500
22	SCOM22	44.7	44.5	8.2	15.9	1,500
23	SCOM23	48.0	44.5	8.9	15.9	1,600
24	SCOM24	46.7	44.5	8.5	15.9	1,800
25	SCOM25	51.1	45.2	8.9	15.9	1,800
26	SCOM26	53.1	45.2	9.2	15.9	1,800
27	SCOM27	53.1	44.5	9.2	15.9	2,000
28	SCOM28	53.1	43.6	9.2	15.9	2,100
30	SCOM30	59.7	44.5	9.9	15.9	2,200
32	SCOM32	62.7	50.0	10.3	15.9	2,300
34	SCOM34	62.7	51.6	10.3	15.9	2,400
35	SCOM35	69.1	50.8	11.0	15.9	2,500
36	SCOM36	69.1	50.0	11.0	15.9	2,600
38	SCOM38	75.4	50.8	11.8	15.9	2,900
40	SCOM40	75.4	51.6	11.8	15.9	3,000
41	SCOM41	81.8	50.8	12.5	15.9	3,400
42	SCOM42	81.8	50.0	12.5	15.9	3,400
46	SCOM46	91.2	51.2	13.5	15.9	4,100
50	SCOM50A	100.8	53.8	14.6	16.1	—





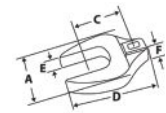
SCOM32

Open End, inches

Set Contains:

314SCOA

		A	C	E	F	Maximum Recommended Working Torque, in-lb	
15/16	SCO30	1-27/32	1-15/32	11/32	5/8	1,800	
1	SCO32	1-31/32	1-11/16	23/64	5/8	1,900	
1-1/16	SCO34	2-3/32	1-3/4	3/8	5/8	2,000	•
1-1/8	SCO36	2-7/32	1-3/4	3/8	5/8	2,100	•
1-3/16	SCO38	2-11/32	1-3/4	13/32	5/8	2,200	•
1-1/4	SCO40	2-15/32	2	13/32	5/8	2,300	•
1-5/16	SCO42	2-19/32	2	7/16	5/8	2,400	•
1-3/8	SCO44	2-23/32	2	7/16	5/8	2,500	•
1-7/16	SCO46	2-27/32	2	7/16	5/8	2,600	•
1-1/2	SCO48	2-31/32	2	15/32	5/8	2,900	•
1-9/16	SCO50	2-31/32	1-31/32	15/32	5/8	3,000	
1-5/8	SCO52	3-7/32	1-31/32	1/2	5/8	3,400	•
1-11/16	SCO54	3-11/32	2-3/16	1/2	5/8	3,700	•
1-3/4	SCO56	3-15/32	2-3/16	17/32	5/8	3,900	•
1-13/16	SCO58	3-19/32	2-3/16	17/32	5/8	4,100	•
1-7/8	SCO60	3-23/32	2-3/16	9/16	5/8	4,300	•
2	SCO64	3-31/32	2-7/32	9/16	5/8	5,000	•
2-1/8	SCO68	3-31/32	2-7/32	37/64	5/8	5,000	
2-1/4	SCO72	3-31/32	2-13/32	37/64	5/8	5,000	
2-3/8	SCO76	4-3/8	2-31/64	19/32	5/8	5,000	
2-7/16	SCO78	4-3/8	2-7/16	19/32	5/8	5,000	
2-1/2	SCO80	4-3/8	2-13/32	19/32	5/8	5,000	



314SCOA

Set includes storage tray

ASME® B107.21

Adjustable, inches/mm

ADCF8 3/8" Drive Metric 0–29 mm Adjustable Crowfoot Wrench

- Metric and SAE scales
- Opening range from 0–1.14" (0–29 mm)
- Lateral side nut is designed to work on difficult-to-access fasteners and minimizes dirt accumulation



ADCF8

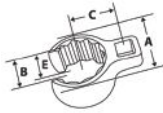


WARNING



- Always pull wrench in direction of fixed jaw.
- Use only moderate force on crowfoot and flare nut wrenches.
- Read Safety Precautions on pages W1–W4

1/2" DRIVE CROWFOOT WRENCHES



315AN

Flank Drive® Flare Nut/Deep, 12-Point, inches

Set Contains:

315AN

		A	B	C	E	Maximum Recommended Working Torque, in-lb	
1-1/8	AN850818B	1-5/8	27/32	1-5/32	7/8	825	•
1-3/16	AN850819B	1-11/16	29/32	1-3/16	7/8	825	•
1-1/4	AN850820B	1-25/32	15/16	1-7/32	7/8	825	•
1-5/16	AN850821B	1-27/32	31/32	1-1/4	7/8	900	•
1-3/8	AN850822B	1-15/16	1-1/16	1-5/16	15/16	900	•
1-7/16	AN850823B	2	1-1/16	1-11/32	15/16	900	•
1-1/2	AN850824B	2-3/32	1-1/8	1-3/8	15/16	900	•
1-9/16	AN850825B	2-5/32	1-5/32	1-13/32	15/16	900	•
1-5/8	AN850826B	2-7/32	1-7/32	1-7/16	15/16	1,100	•
1-11/16	AN850827B	2-5/16	1-5/16	1-1/2	1-1/32	1,100	•
1-3/4	AN850828B	2-3/8	1-5/16	1-9/16	1-1/32	1,150	•
1-13/16	AN850829B	2-15/32	1-11/32	1-19/32	1-1/32	1,200	•
1-7/8	AN850830B	2-9/16	1-3/8	1-21/32	1-1/16	1,200	•
1-15/16	AN850831B	2-5/8	1-7/16	1-11/16	1-1/16	1,200	•
2	AN850832B	2-23/32	1-9/16	1-23/32	1-1/16	1,400	•
2-1/8	AN850834B	2-7/8	1-9/16	1-13/16	1-1/8	1,450	
2-3/16	AN850835B	2-15/16	1-21/32	1-27/32	1-1/8	1,500	
2-1/4	AN850836B	3-1/32	1-11/16	1-7/8	1-1/8	1,500	
2-3/8	AN850838B	3-3/16	1-13/16	1-31/32	1-3/16	1,600	
2-7/16	AN850839B	3-1/4	1-13/16	2	1-3/16	1,650	
2-9/16	AN850841B	3-7/16	1-29/32	2-3/32	1-9/32	1,750	
2-5/8	AN850842B	3-1/2	2-1/16	2-1/8	1-9/32	1,800	
2-11/16	AN850843B	3-19/32	2-1/16	2-5/32	1-9/32	1,800	
2-3/4	AN850844B	3-21/32	2-1/16	2-7/32	1-9/32	1,850	
3-1/8	AN850850B	4-1/8	2-5/16	2-7/16	1-5/16	2,000	

Set includes storage tray

ASME®/ANSI® B107.21

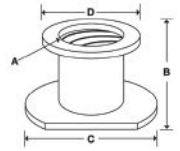
HEAVY-DUTY STRIKING WRENCHES



HTX100P



HTX52



Slugging Wrench Retainers

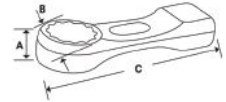
Set Contains:

HTX100P

Stock No.	Description	A	B	C	D	
HTX24	3/4" Stud Slugging Wrench Retainer	3/8	1-29/32	1-15/16	1-3/4	•
HTX28	7/8" Stud Slugging Wrench Retainer	7/8	2	2-3/16	1-29/32	•
HTX32	1" Stud Slugging Wrench Retainer	1	2-1/8	2-1/2	2-1/32	•
HTX36	1-1/8" Stud Slugging Wrench Retainer	1-1/8	2-1/4	2-1/2	2-5/32	•
HTX40	1-1/4" Stud Slugging Wrench Retainer	1-1/4	2-3/8	2-7/8	2-9/32	•
HTX44	1-3/8" Stud Slugging Wrench Retainer	1-3/8	2-15/32	3-1/8	2-3/8	•
HTX48	1-1/2" Stud Slugging Wrench Retainer	1-1/2	2-5/8	3-1/8	2-1/2	•
HTX52	1-5/8" Stud Slugging Wrench Retainer	1-5/8	2-3/4	3-5/8	2-21/32	•
HTX56	1-3/4" Stud Slugging Wrench Retainer	1-3/4	2-7/8	3-7/8	2-3/4 (70)	•
HTX60	1-7/8" Stud Slugging Wrench Retainer	1-7/8	3	4-1/2	2-7/8	•

Set includes storage case.

HEAVY-DUTY STRIKING WRENCHES







DX634

Flank Drive® Straight Striking, 12-Point, inches/mm

Set Contains:

DX634

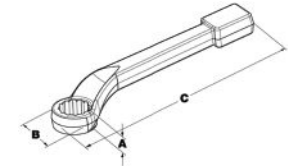
			A	B	C	
1-3/16	30	DX138A	7/8	2-3/32	7-35/64	•
1-1/4	32	DX140A	7/8	2-3/32	7-35/64	•
1-5/16	33	DX142A	7/8	2-3/32	7-35/64	•
1-3/8	35	DX144A	61/64	2-17/64	7-41/64	•
1-7/16	36	DX146A	61/64	2-17/64	7-41/64	•
1-1/2	38	DX148A	61/64	1-17/64	7-41/64	•
1-5/8	41	DX152A	1-9/64	2-5/8	7-53/64	•
1-11/16	43	DX154A	1-9/64	2-5/8	7-53/64	•
1-3/4	44	DX156A	1-7/32	2-13/16	7-29/32	•
1-13/16	46	DX158A	1-7/32	2-13/16	7-29/32	•
1-7/8	47	DX160A	1-7/32	2-13/16	7-29/32	•
—	50	DXM50	1-13/32	3-11/64	11-19/32	•
2	51	DX164A	1-13/32	3-11/64	11-19/32	•
2-1/16	52	DX166A	1-13/32	3-11/64	11-19/32	•
2-3/16	55	DX170A	1-17/32	3-29/64	11-47/64	•
2-1/4	57	DX172A	1-17/32	3-29/64	11-47/64	•
2-3/8	60	DX176A	1-21/32	3-23/32	11-55/64	•
2-7/16	62	DX178A	1-21/32	3-23/32	11-55/64	•
2-1/2	63	DX180A	1-21/32	3-23/32	11-55/64	•
2-9/16	65	DX182A	1-51/64	3-63/64	13	•
2-5/8	67	DX184A	1-51/64	3-63/64	13	•
2-3/4	70	DX188A	1-59/64	4-17/64	14-17/64	•
2-13/16	71	DX190A	1-59/64	4-17/64	14-17/64	•
2-15/16	75	DX194A	2-3/64	4-17/32	14-13/32	•
3	76	DX196A	2-3/64	4-17/32	14-13/32	•
3-1/8	79	DX1100A	2-17/64	4-29/32	17-37/64	•
3-3/8	85	DX1108A	2-17/64	4-29/32	17-37/64	•
3-1/2	89	DX1112A	2-29/64	5-19/64	17-51/64	•
3-3/4	95	DX1120A	2-21/32	5-17/32	17-51/64	•
3-7/8	98	DX1124A	2-21/32	5-17/32	17-57/64	•
4-1/8	105	DX1132A	2-59/64	6-1/32	18-9/64	•
4-1/4	108	DX1136A	2-59/64	6-1/32	18-9/64	•
4-1/2	114	DX1144A	3-5/32	6-25/32	20-1/64	•
4-5/8	117	DX1148A	3-5/32	6-25/32	20-1/64	•

ASME® B107.100



- Use only moderate force on Flarenut wrenches.
- Discontinue use of wrenches with chipped or significantly mushroomed striking pads.
- Read Safety Precautions on pages W1-W4

HEAVY-DUTY STRIKING WRENCHES



Flank Drive®
Offset Handle Sledge Hammer,
12-Point, inches/mm

Set Contains: **HX635**

Set Contains: **HX635**

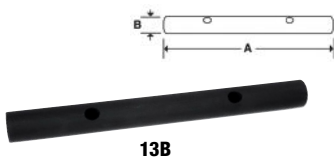
			A	B	C	
1-1/16	27	HX340A	11/16	1-5/8	10	•
1-1/8	—	HX360A	3/4	1-15/16	11	•
1-3/16	30	HX380A	3/4	1-15/16	11	•
1-1/4	32	HX400B	3/4	1-15/16	11	•
1-5/16	33	HX420A	3/4	1-15/16	11	•
1-3/8	35	HX440A	7/8	2-1/8	11-1/2	•
1-7/16	36	HX460A	7/8	2-1/8	11-1/2	•
1-1/2	38	HX480A	1	2-7/16	12	•
1-5/8	41	HX520A	1	2-7/16	12	•
1-11/16	43	HX540A	1-1/8	2-5/8	12-1/2	•
1-3/4	44	HX560A	1-1/8	2-5/8	12-1/2	•
1-13/16	46	HX580A	1-1/8	2-5/8	12-1/2	•
—	50	HXM50	1-1/4	2-7/8	13	•
1-7/8	47	HX600A	1-1/4	2-7/8	13	•
1-15/16	49	HX620A	1-1/2	2-7/8	13	•
2	51	HX640A	1-1/4	2-7/8	13	•
2-1/8	—	HX680A	1-3/8	3-1/4	13-9/16	•
2-3/16	55	HX700A	1-3/8	3-1/4	13-9/16	•

Set includes storage case

			A	B	C	
2-1/4	57	HX720A	1-3/8	3-1/4	13-9/16	•
2-5/16	59	HX740A	1-3/8	3-1/4	13-9/16	•
2-3/8	60	HX760A	1-1/2	3-5/8	14-1/8	•
2-1/2	64	HX800A	1-1/2	3-5/8	14-1/8	•
2-9/16	65	HX820A	1-1/2	3-5/8	14-1/8	•
2-5/8	67	HX840A	1-5/8	3-15/16	15	•
2-3/4	70	HX880A	1-5/8	3-15/16	15	•
2-7/8	73	HX920A	1-3/4	4-7/16	16	•
2-15/16	75	HX940A	1-3/4	4-7/16	16	•
3	76	HX960A	1-3/4	4-7/16	16	•
3-1/8	80	HX1000A	1-3/4	4-7/16	16	•
3-3/8	85	HX1080A	2	6-1/4	18-1/4	•
3-1/2	89	HX1120A	2	6-1/4	18-1/4	•
3-3/4	95	HX1200A	2	6-1/4	18-1/4	•
3-7/8	98	HX1240A	2	6-1/4	18-1/4	•
4-1/8	105	HX1320A	2	6-1/4	18-1/4	•
4-1/4	108	HX1360A	2	6-1/4	18-1/4	•

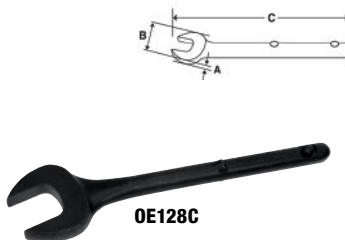
Set includes storage case

HEAVY-DUTY TUBULAR WRENCHES



Tubular Handles

Size, inches	Stock No.	A	B
13	13B	13-1/2	7/8
24	24B	24	7/8
36	36B	36	1-9/64






Open-End Tubular, inches/mm

		Stock No.	A	B	C	Fits Handle No.
7/8	—	OE128C	1/2	1-15/16	10-1/2	13B or 24B
15/16	—	OE130C	1/2	1-15/16	10-1/2	13B or 24B
1	—	OE132C	9/16	2-5/16	11-5/16	13B or 24B
1-1/16	27	OE134C	9/16	2-5/16	11-5/16	13B or 24B
1-1/8	—	OE136C	9/16	2-5/16	11-1/4	13B or 24B
1-1/4	32	OE140C	5/8	2-3/4	12-5/16	13B or 24B
1-5/16	33	OE142C	5/8	2-3/4	12-5/16	13B or 24B
1-3/8	35	OE144C	5/8	2-3/4	12-1/4	13B or 24B
1-7/16	36	OE146C	11/16	3-1/8	13-1/4	13B or 24B
1-1/2	38	OE148C	11/16	3-1/8	13-5/16	13B or 24B

ASME® B107.100

Flank Drive® Straight Box, inches/mm



			A	B	C	Fits Handle No.
3/4	—	XH124C	1/2	1-1/4	10-13/16	13B or 24B
13/16	—	XH126C	1/2	1-1/4	10-13/16	13B or 24B
7/8	—	XH128C	5/8	1-7/16	10-15/16	13B or 24B
15/16	—	XH130C	5/8	1-7/16	10-15/16	13B or 24B
1	—	XH132C	11/16	1-9/16	11	13B or 24B
1-1/16	27	XH134C	11/16	1-9/16	11	13B or 24B
1-1/8	—	XH136C	11/16	1-11/16	11-1/8	13B or 24B
1-1/4	32	XH140C	3/4	1-15/16	13-1/2	13B or 24B
1-5/16	33	XH142C	3/4	1-15/16	13-1/2	13B or 24B
1-7/16	36	XH146C	7/8	2-3/16	13-5/8	13B or 24B
1-1/2	38	XH148C	7/8	2-3/16	13-3/4	13B or 24B
1-5/8	41	XH152C	15/16	2-3/8	13-3/4	13B or 24B
3-1/8	79	XH1100C	1-3/4	4-15/16	14-7/8	36B

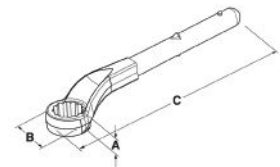
ASME® B107.100



XH1100C

Flank Drive® Offset Box, inches

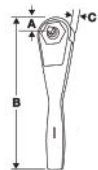
		A	B	C	Fits Handle No.
1-1/16	X340B	5/8	1-21/32	10-1/2	24B
1-1/8	X360B	47/64	1-29/32	10-45/64	24B
1-1/4	X400C	47/64	1-29/32	10-45/64	24B
1-5/16	X420B	13/16	2	10-51/64	24B
1-3/8	X440B	7/8	2-5/64	10-51/64	24B
1-7/16	X460B	7/8	2-11/64	10-51/64	24B
1-1/2	X480B	15/16	2-1/4	10-29/32	24B
1-9/16	X500B	15/16	2-21/64	10-29/32	24B
1-5/8	X520B	1	2-27/64	11	24B
1-11/16	X540B	1-1/16	2-39/64	13-19/64	36B
1-3/4	X560B	1-1/16	2-39/64	13-19/64	36B
1-13/16	X580B	1-1/8	2-3/4	13-13/32	36B
1-7/8	X600B	1-1/8	2-3/4	13-13/32	36B
2	X640B	1-1/4	2-31/32	13-1/2	36B
2-1/16	X660B	1-1/4	2-31/32	13-1/2	36B
2-3/16	X700B	1-5/16	3-15/64	13-39/64	36B
2-1/4	X720B	1-5/16	3-15/64	13-39/64	36B
2-3/8	X760B	1-3/8	3-13/32	13-45/64	36B
2-9/16	X820B	1-1/2	3-21/32	13-51/64	36B
2-5/8	X840B	1-1/2	3-3/4	13-29/32	36B
2-3/4	X880B	1-5/8	3-15/16	14	36B
2-15/16	X940B	1-11/16	4-5/32	14-7/64	36B
3-1/8	X1000B	1-3/4	4-13/32	14-13/64	36B




X1000B



X340B



Manual Impact Wrenches

	Stock No.	A	B	C	Max Torque Output, ft-lb	Max Pull on Handles, lbs	Weight, lb (kg)
1/2	PHTPW50050	1-5/8	12	1-21/32	500	39*	6 (2.7)
3/4	PHTPW50075	1-5/8	12	1-21/32	500	39*	6 (2.7)
3/4	PHTPW80075	2	16	2	800	50*	11 (4.9)
1	PHTPW2000100	2-1/2	24	2-5/8	2,000	75*	23 (10.4)

*Max pull of handle, in-lb, to deliver torque output



PHTPW2000100



PHTPW50050



- Discontinue use of wrenches with chipped or significantly mushroomed striking pads.
- Do not use "cheater bars" on tubular handles.
- Read Safety Precautions on pages W1-W4

COMBINATION T- AND L-SHAPED WRENCHES

- Ergonomic soft grip handle provides comfort during repetitive tasks
- Deliver superior turning power
- Allow maximum pressure to be applied when loosening difficult fasteners with both “T” and “L” applications
- Blades are constructed from high-strength steel and hardened for durability

- Blade tips are black oxide coated to prevent chipping and to help maintain a secure fastener engagement
- Short blade provides maximum torque for tight quarters
- Long blade promotes quick fastener turning in difficult-to-access situations
- Hole in the handle for hanging tool or attaching a tether
- Color-coded handles identify metric and inch sizes at a glance



AWSGM800A

Hex/Soft Grip Handle, mm

Set Contains:

AWSGM800A

mm	Stock No.	T-Length, mm	Length, mm	
2	AWSGM2A	95	152	•
2.5	AWSGM2.5A	95	152	•
3	AWSGM3A	98	152	•
4	AWSGM4A	98	187	•
5	AWSGM5A	117	187	•
6	AWSGM6A	117	246	•
8	AWSGM8A	117	246	•
10	AWSGM10A	124	248	•

Set includes storage tray



AWBSGM800A

Ball Hex/Soft Grip Handle, mm

Set Contains:

AWBSGM800A

mm	Stock No.	T-Length, mm	Length, mm	
2	AWBSGM2A	95	152	•
2.5	AWBSGM2.5A	95	152	•
3	AWBSGM3A	98	152	•
4	AWBSGM4A	98	187	•
5	AWBSGM5A	117	187	•
6	AWBSGM6A	117	246	•
8	AWBSGM8A	117	246	•
10	AWBSGM10A	124	248	•

Set includes storage tray



AWSG800A

Hex/Soft Grip Handle, inches

Set Contains:

AWSG800A

in	Stock No.	T-Length, inches	Length, inches	
3/32	AWSG06A	3-7/8	6	•
7/64	AWSG07A	3-7/8	6	•
1/8	AWSG08A	3-7/8	6	•
9/64	AWSG09A	3-7/8	6	•
5/32	AWSG10A	3-7/8	7-3/8	•
3/16	AWSG12A	4-3/4	7-3/4	•
7/32	AWSG14A	4-3/4	7-3/4	•
1/4	AWSG16A	4-3/4	9-5/8	•
5/16	AWSG20A	4-3/4	9-5/8	•
3/8	AWSG24A	4-3/4	9-5/8	•

Set includes storage tray



AWBSG800A

Ball Hex/Soft Grip Handle, inches

Set Contains:

AWBSG800A

in	Stock No.	T-Length, inches	Length, inches	
3/32	AWBSG06A	3-7/8	6	•
7/64	AWBSG07A	3-7/8	6	•
1/8	AWBSG08A	3-7/8	6	•
9/64	AWBSG09A	3-7/8	6	•
5/32	AWBSG10A	3-7/8	7-3/8	•
3/16	AWBSG12A	4-3/4	7-3/4	•
7/32	AWBSG14A	4-3/4	7-3/4	•
1/4	AWBSG16A	4-3/4	9-5/8	•
5/16	AWBSG20A	4-3/4	9-5/8	•
3/8	AWBSG24A	4-3/4	9-5/8	•

Set includes storage tray

COMBINATION T- AND L-SHAPED WRENCHES

WRENCHES

TORX®/Soft Grip Handle

Set Contains:

AWSGT800A

#	Stock No.	T-Length, inches	Length, inches	
T6	AWSGT6A	3-7/8	6	
T7	AWSGT7A	3-7/8	6	
T8	AWSGT8A	3-7/8	6	
T9	AWSGT9A	3-7/8	6	
T10	AWSGT10A	3-7/8	6	•
T15	AWSGT15A	3-7/8	7-3/8	•
T20	AWSGT20A	3-7/8	7-3/8	•
T25	AWSGT25A	4-3/4	7-5/8	•
T27	AWSGT27A	4-3/4	7-5/8	•
T30	AWSGT30A	4-3/4	9-5/8	•
T40	AWSGT40A	4-3/4	9-5/8	•
T45	AWSGT45A	4-3/4	9-3/4	•
T50	AWSGT50A	4-3/4	9-3/4	•

Set includes storage tray



AWSGT800A

TORX Plus®/Special Application

AWSGTRP20A T20 TORX® T-Shaped/L-Shaped Combination Wrench

- Extra long length of 10-1/2" and T20 Tamper-Proof TORX® configuration is specifically designed to access Mercedes-Benz® vehicle mirrors
- Short end is also a T20 Tamper-Proof TORX® configuration for use in tight quarters

AWSGTRP25A T25 TORX® T-Shaped/L-Shaped Combination Wrench

- Designed to access Bosch® mass air flow (MAF) sensor screws in various Mercedes®, Volvo® and other European vehicles



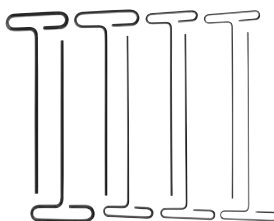
AWSGTRP20A

AWSGTRP25A


T-SHAPED



AWMCG1600B



GAW1900A



AWC1600B

Hex/ T-Handle, mm

Set Contains:

AWMCG1600B

mm	Stock No.	
2	AWMCG1602B	•
2.5	AWMCG16025B	•
3	AWMCG1603B	•
4	AWMCG1604B	•
5	AWMCG1605B	•
6	AWMCG1606B	•
8	AWMCG1608B	•
10	AWMCG1610B	•

Hex/T-Handle, inches

Set Contains:

GAW1900A

AWC1600B

	Standard Handle 9" Length	Red Handle 6" Length	Standard Handle	Red Handle
3/32	GAW1906	AWCG1606B	•	•
7/64	GAW1907	AWCG1607B	•	•
1/8	GAW1908	AWCG1608B	•	•
9/64	GAW1909	AWCG1609B	•	•
5/32	GAW1910	AWCG1610B	•	•
3/16	GAW1912	AWCG1612B	•	•
7/32	GAW1914	AWCG1614B	•	•
1/4	GAW1916	AWCG1616B	•	•
5/16	GAW1920	AWCG1620B		
3/8	GAW1924	AWCG1624B		



• Read Safety Precautions on pages W1-W4

T-SHAPED



AWBMCG1600



AWBCG1600



AWCGT500

Ball Hex/ T-Handle, mm

AWBMCG1600
Set Contains:

mm	Stock No.	
2	AWBMCG1602	•
2.5	AWBMCG16025	•
3	AWBMCG1603	•
4	AWBMCG1604	•
5	AWBMCG1605	•
6	AWBMCG1606	•
8	AWBMCG1608	•
10	AWBMCG1610	•

Ball Hex/ T-Handle, inches

AWBCG1600
Set Contains:

	Stock No.	
3/32	AWBCG1606	•
7/64	AWBCG1607	•
1/8	AWBCG1608	•
9/64	AWBCG1609	•
5/32	AWBCG1610	•
3/16	AWBCG1612	•
7/32	AWBCG1614	•
1/4	AWBCG1616	•
5/16	AWBCG1620	
3/8	AWBCG1624	

TORX®/ T-Handle

AWCGT500
Set Contains:

#	Stock No.	
T7	AWCGT7	
T8	AWCGT8	•
T10	AWCGT10	•
T15	AWCGT15	•
T20	AWCGT20	•
T25	AWCGT25	•
T27	AWCGT27	
T30	AWCGT30	
T40	AWCGT40	
T45	AWCGT45	



AWSTAND

Wrench Stands

AWSTAND Storage Stand for L-Shaped/T-Shaped Wrenches

- Mounting holes on top and bottom of stand provide many mounting locations
- Another AWSTAND can be added for increased storage options
- Stands can mount to a Slots-N-Dots™ Plus personal workcenter or lie flat on top of toolbox
- Stand holds the following wrench styles:
 - L- or T-shaped SAE hex 1/16–3/8" (excludes AWSG and AWSBSG series)
 - L- or T-shaped metric hex 2–10 mm (excludes AWSGM and AWSBSGM series)
 - L- or T-shaped TORX® T6 T50 (excludes AWSGT and AWSGTPT series)
- Metric or TORX® on one stand
- SAE and metric on one stand
- Metric and SAE ball wrenches

FOLDING SETS



AWMEF10K



AWMEF6K



AWMEF7K



AWMEF8K

Hex, mm

AWMEF10K 10 pc Metric Folding Hex Key Set

- Tri-fold design allows for up to five additional keys in the set, without increased size of housing
- Impact-modified nylon housing designed to minimize loss of torque transfer to hex keys and prevent damage if dropped
- Gold-finish plating provide superior corrosion protection to traditional coating methods
- Includes (10) folding hex keys (1.5–10 mm)

AWMEF6K 6 pc Metric Folding Hex Key Set

- Includes (6) folding hex keys (3–6, 8 and 10 mm)

AWMEF7K 7 pc Metric Folding Hex Key Set

- Includes (7) folding hex keys (1.5–6 mm)

AWMEF8K 8 pc Metric Folding Hex Key Set

- Includes (2–8 mm)

Hex, inches

AWEF11K 11 pc SAE Folding Hex Key Set

- Tri-fold design allows for up to five additional keys in the set, without increased size of housing
- Impact-modified nylon housing designed to minimize loss of torque transfer to hex keys and prevent damage if dropped
- Brite-finish plating provide superior corrosion protection to traditional coating methods
- Includes (11) folding hex keys (5/64–3/8")



AWEF11K



AWEF6K

AWEF6K 6 pc SAE Folding Hex Key Set

- Includes (6) hex keys (5/32–3/8")

AWEF9K 9 pc SAE Folding Hex Key Set

- Includes (9) folding hex keys (.050, 1/16, 5/64, 3/32, 7/64, 1/8, 9/64, 5/32 and 3/16")



AWEF9K

TORX®

AWTEF11K 11 pc TORX® Folding Hex Key Set

- Tri-fold design allows for up to five additional keys in the set, without increased size of housing
- Impact-modified nylon housing is designed to minimize the loss of torque transfer to hex keys and help prevent damage if dropped
- Black-oxide finish for corrosion protection
- Includes (11) folding hex keys (T8–T50)



AWTEF11K



AWTEF8K

AWTEF8K 8 pc TORX® Folding Key Set

- Includes (8) folding TORX® keys (T8, T10, T15, T20, T25, T27, T30 and T40)

AWTPEF10K 10 pc TORX® Plus Folding Hex Key Set

- Includes (10) folding hex keys (IP8–IP50)



AWTPEF10K

AWTEFBH11K 11 pc TORX® Folding Ball Hex Key Set

- Black-oxide finish for corrosion protection
- Includes (11) folding hex keys (T8–T50)



AWTEFBH11K



AWTEFTP11K

AWTEFTP11K 11 pc TORX® Tamper-Proof Folding Key Set

- Includes (11) folding hex keys (TR8–TR50)

Ball Hex, inches

AWTEFBH11K 11 pc SAE Folding Hex Ball Key Set

- Tri-fold design allows for up to five additional keys in the set, without increased size of housing
- Impact-modified nylon housing designed to minimize loss of torque transfer to hex keys and prevent damage if dropped
- Brite-finish plating provide superior corrosion protection to traditional coating methods
- Ball-end allows fasteners to be turned continuously without removing key to reposition
- Includes (11) folding hex keys (5/64–3/8")



AWTEFBH11K



AWTEFBH9K

AWTEFBH9K 9 pc SAE Folding Hex Ball Key Set

- Includes (9 pc) (5/64–1/4")

AWMEFBH10K 10 pc Metric Folding Hex Ball Key Set

- Includes (10) folding hex keys (1.5–10 mm)



AWMEFBH10K

Combination Folding Key Sets

AWHD8K 8 pc TORX®/Hex Folding Key Set

- Includes two TORX® sizes (T27, T40) and six hex sizes (5/32, 3/16, 7/32, 1/4, 5/16 and 3/8")
- Fits a wide range of Harley-Davidson® motorcycles



AWHD8K

AWEF6M6K 12 pc Metric/SAE Folding Hex Key Set

- Includes (12) folding hex keys (SAE 5/64, 3/32, 7/64, 1/8, 9/64 and 5/32") (metric 1.5, 2, 2.5, 3, 4 and 5 mm)
- Turn-and-flip feature eliminates the need for constant removal of the tool to reposition it in the screw head when working next to obstructions



AWEF6M6K

AWCPEF16K 16 pc Metric/SAE Folding Combination Hex Key Set

- Set includes (16 pc) AWEF9K hex set (.050–3/16") and AWMEF7K metric hex set (1.5–6 mm)



AWCPEF16K



- Do not exceed rated torque.
- Do not use to break fasteners loose.
- Read Safety Precautions on pages W1–W4

L-SHAPED



AWBPH13



AWBS13



AWBXL13



BHS13A



BHS7A



DBHS13



AWBML9



AWMBPH9



AWMBS9



BHM9A



DBHM9

Double Ball Hex Key Sets

AWBPH13 13 pc SAE L-Shaped Ball Hex Wrench Set

- Screw-holding tip holds fastener to tool for delicate installations
- Includes 0.05, 1/16, 5/64, 3/32, 7/64, 1/8, 9/64, 5/32, 3/16, 7/32, 1/4, 5/16 and 3/8" sizes
- Includes plastic index

AWBS13 13 pc SAE L-Shaped Stubby Ball Hex Wrench Set

- Stubby length for access to tight quarters
- Includes: 0.05, 1/16, 5/64, 3/32, 7/64, 1/8, 9/64, 5/32, 3/16, 7/32, 1/4, 5/16 and 3/8" sizes
- Includes plastic index

AWBXL13 13 pc SAE L-Shaped Extra-Long Ball Hex Wrench Set

- Includes: 0.05, 1/16, 5/64, 3/32, 7/64, 1/8, 9/64, 5/32, 3/16, 7/32, 1/4, 5/16 and 3/8" sizes
- Includes plastic index

BHS13A 13 pc SAE L-Shaped Ball Hex Wrench Set

- Includes: 0.05, 1/16, 5/64, 3/32, 7/64, 1/8, 9/64, 5/32, 3/16, 7/32, 1/4, 5/16, and 3/8" sizes
- Includes plastic index

BHS7A 7 pc SAE L-Shaped Ball Hex Wrench Set

- Includes 5/64, 3/32, 7/64, 1/8, 9/64, 5/32 and 3/16" sizes
- Includes plastic index

DBHS13 13 pc SAE L-Shaped Double Ball Hex Wrench Set

- 100° angle bend allows for access to fasteners a 90° stubby key cannot reach
- 100° angle provides a ±10° range of motion, or full 20°, creating clearance to help prevent "knuckle-busting"
- Ball hex on short-arm has a thicker "neck" than traditional ball hex designs, providing up to 50% more torque on the long arm
- Long arm utilizes an XL-pattern to access fasteners in deep recesses, with standard ball-hex tip
- Includes: 0.05, 1/16, 5/64, 3/32, 7/64, 1/8, 9/64, 5/32, 3/16, 7/32, 1/4, 5/16, 3/8" sizes
- Includes plastic index

Ball Hex Key Sets

AWBML9 9 pc Metric Extra-Long L-Shaped Ball Hex Wrench Set

- Includes 1.5, 2, 2.5, 3, 4, 5, 6, 8 and 10 mm sizes
- Includes plastic index

AWMBPH9 9 pc Metric L-Shaped Ball Hex Wrench Set

- Screw-holding tip holds fastener to tool for delicate installations
- Includes 1.5, 2, 2.5, 3, 4, 5, 6, 8 and 10 mm sizes
- Includes plastic index

AWMBS9 9 pc Metric Stubby L-Shaped Ball Hex Wrench Set

- Stubby length for access in tight quarters
- Includes: 1.5, 2, 2.5, 3, 4, 5, 6, 8 and 10 mm sizes
- Includes plastic index

BHM9A 9 pc Metric L-Shaped Ball Hex Wrench Set

- Includes 1.5, 2, 2.5, 3, 4, 5, 6, 8 and 10 mm sizes
- Includes plastic index

DBHM9 9 pc Metric L-Shaped Double Ball Wrench Set

- 100° angle bend allows for access to fasteners a 90° stubby key cannot reach
- Ball hex on short-arm has a thicker "neck" than traditional ball hex designs, providing up to 50% more torque on the long arm
- Includes 1.5, 2, 2.5, 3, 4, 5, 6, 8 and 10 mm sizes
- Includes plastic index



AWM110DHK



AWM110DHK**
AWM110DK*
AWM140DK*



AW1013DK



AW1015DHK**
AW1013DK*
AW1020DK*

Hex, mm, Zinc

Set Contains:

	Stock No.	mm	A			
Standard Length	AWM2D	2	47.7	•	•	•
	AWM2-1/2D	2.5	52.0	•	•	•
	AWM3D	3	58.6	•	•	•
	AWM4D	4	65.6	•	•	•
	AWM5D	5	75.6	•	•	•
	AWM6D	6	82.2	•	•	•
	AWM7D	7	92.4	•	•	•
	AWM8D	8	99.2	•	•	•
	AWM9D	9	105.1	•	•	•
	AWM10D	10	111.4	•	•	•
	AWM12D	12	139.3	•	•	•
	AWM14D	14	138.8	•		
	AWM17D	17	167.2	•		
	AWM19D	19	193.6	•		
Long	AWML1.5D	1.5	77.7			
	AWML2D	2	83.0			
	AWML2.5D	2.5	89.8			
	AWML3D	3	100.0			
	AWML4D	4	107.0			
	AWML5D	5	118.5			
	AWML6D	6	141.0			
	AWML8D	8	161.5			
	AWML10D	10	172.0			
	AWML12D	12	193.6			

*Set includes metal storage index
**Set includes storage bag

Hex, inches, Zinc

Set Contains:

Stock No.		A			
AW028D	0.028	1-1/4	•	•	•
AW035D	0.035	1-5/16	•	•	•
AW050D	0.050	1-3/4	•	•	•
AW2D	1/16	1-3/4	•	•	•
AW2-1/2D	5/64	1-7/8	•	•	•
AW3D	3/32	2	•	•	•
AW3-1/2D	7/64	2-1/8	•	•	•
AW4D	1/8	2-1/4	•	•	•
AW4-1/2D	9/64	2-3/8	•	•	•
AW5D	5/32	2-1/2	•	•	•
AW6D	3/16	2-3/4	•	•	•
AW7D	7/32	3	•	•	•
AW8D	1/4	3-1/4	•	•	•
AW10D	5/16	3-3/4	•	•	•
AW12D	3/8	4-1/4	•	•	•
AW14D	7/16	4-3/4	•		
AW16D	1/2	5-1/4	•		
AW18D	9/16	5-3/4	•		
AW20D	5/8	6-1/4	•		
AW24D	3/4	7-1/4	•		

*Set includes metal storage index
**Set includes storage bag

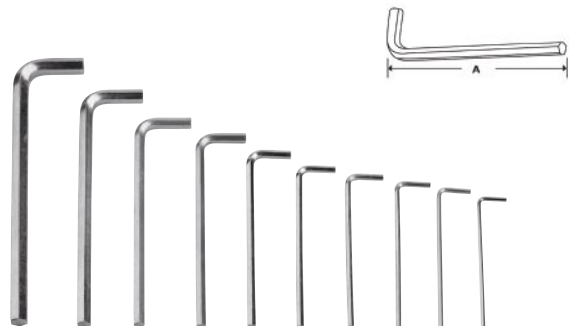
Hex/Long, inches, Zinc

Set Contains:

Stock No.		A		
AWL3D	3/32	3-1/8	•	•
AWL3-1/2D	7/64	3-1/2	•	•
AWL4D	1/8	3-3/4	•	•
AWL4-1/2D	9/64	4	•	•
AWL5D	5/32	4-1/8	•	•
AWL6D	3/16	4-1/2	•	•
AWL7D	7/32	4-7/8	•	•
AWL8D	1/4	5-1/4	•	•
AWL10D	5/16	6	•	•
AWL12D	3/8	6-3/4	•	•
AWL14D	7/16	7-1/2		
AWL16D	1/2	8-1/4		
AWL18D	9/16	9		
AWL20D	5/8	9-3/4		

*Set includes metal storage index
**Set includes storage bag

AWL1010DHK**
AWL1010DK*



AWL1010DHK



• Read Safety Precautions on pages W1-W4

L-SHAPED



AWMG9



Set Contains:
AWMG9

Hex, mm, Gold Finish

Stock No.	mm	
AWMG9-1	1.5	•
AWMG9-2	2	•
AWMG9-3	2.5	•
AWMG9-4	3	•
AWMG9-5	4	•
AWMG9-6	5	•
AWMG9-7	6	•
AWMG9-8	8	•
AWMG9-9	10	•



AWS13



Set Contains:
AWS13

Hex, SAE, Natural Finish

Stock No.		
AWS13-1	1/20	•
AWS13-2	1/16	•
AWS13-3	5/64	•
AWS13-4	3/32	•
AWS13-5	7/64	•
AWS13-6	1/8	•
AWS13-7	9/64	•
AWS13-8	5/32	•
AWS13-9	3/16	•
AWS13-10	7/32	•
AWS13-11	1/4	•
AWS13-12	5/16	•
AWS13-13	3/8	•



AWTPH8

Set Contains:
AWTPH8

TORX®/Screw Holding Tip

Stock No.	#	
AWTPHT9	T9	•
AWTPHT10	T10	•
AWTPHT15	T15	•
AWTPHT20	T20	•
AWTPHT25	T25	•
AWTPHT27	T27	•
AWTPHT30	T30	•
AWTPHT40	T40	•



AWTR8

Set Contains:
AWTR8

TORX®/Tamper-Resistant

Stock No.	#	
AWTR8-1	TR9	•
AWTR8-2	TR10	•
AWTR8-3	TR15	•
AWTR8-4	TR20	•
AWTR8-5	TR25	•
AWTR8-6	TR27	•
AWTR8-7	TR30	•
AWTR8-8	TR40	•



AWMXL10



Set Contains:
AWMXL10

Hex/Extra-Long, mm

Stock No.	mm	A	B	
AWMXL10-1.5	1.5	91.5	15	•
AWMXL10-2	2	102	17.5	•
AWMXL10-2.5	2.5	114.5	20	•
AWMXL10-3	3	129	22	•
AWMXL10-4	4	146	26	•
AWMXL10-5	5	165	32	•
AWMXL10-6	6	132	32.5	•
AWMXL10-7	7	160	37	•
AWMXL10-8	8	203	43	•
AWMXL10-10	10	223	49	•




AWT100KA



Set Contains:
AWT100KA

TORX®

Stock No.	#	A	B	
AWT8A	T8	.137	1-7/8	
AWT9A	T9	.148	1-7/8	
AWT10A	T10	.162	2	•
AWT15A	T15	.194	2-1/8	•
AWT20A	T20	.228	2-1/4	•
AWT25A	T25	.262	2-3/8	•
AWT27A	T27	.295	2-1/2	•
AWT30A	T30	.218	2-3/4	•
AWT40A	T40	.262	3	•
AWT45A	T45	.430	3-5/8	•
AWT50A	T50	.348	3-3/4	•
AWT55A	T55	.442	4-1/4	•



TORX®/Extra-Long

Set Contains: **AWTXL8**

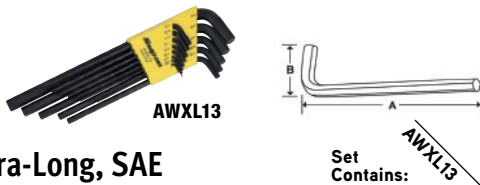
Stock No.	#	A	B	
AWTXL8-T9	T9	4	0.74	•
AWTXL8-T10	T10	4.25	0.81	•
AWTXL8-T15	T15	4.6	0.88	•
AWTXL8-T20	T20	4.95	0.94	•
AWTXL8-T25	T25	5.61	1.03	•
AWTXL8-T27	T27	6.02	1.18	•
AWTXL8-T30	T30	6.496	1.26	•
AWTXL8-T40	T40	7	1.46	•



Double Ball TORX® Key

Set Contains: **DBT7**

Stock No.	#	
DBT10	T10	•
DBT15	T15	•
DBT20	T20	•
DBT25	T25	•
DBT27	T27	•
DBT30	T30	•
DBT40	T40	•



Hex, Extra-Long, SAE

Set Contains: **AWXL13**

Stock No.	#	A	B	
AWXL13-050	0.05	3.1	0.58	•
AWXL13-1/16	1/16	3.4	0.63	•
AWXL13-5/64	5/64	3.7	0.69	•
AWXL13-3/32	3/32	4	0.74	•
AWXL13-7/64	7/64	4.25	0.81	•
AWXL13-1/8	1/8	4.6	0.88	•
AWXL13-9/64	9/64	4.95	0.94	•
AWXL13-5/32	5/32	5.3	1	•
AWXL13-3/16	3/16	5.4	1.1	•
AWXL13-7/32	7/32	5.85	1.3	•
AWXL13-1/4	1/4	6.7	1.4	•
AWXL13-5/16	5/16	7.4	1.6	•
AWXL13-3/8	3/8	8.2	1.8	•

ADJUSTABLE

Flank Drive® Plus Adjustable/Cushion Handle

- Flank Drive® Plus provides up to 62% more turning power, allowing for more torque to the handle and reducing fastener wear
- Durable finish provides corrosion resistance
- High-strength alloy steel provides greater wrench strength and longer tool life



Set Contains: **FADH702A** **FADH704B**

Stock No.	A inches (mm)	B inches (mm)	
FADH6C	6 (152)	3/4 (19)	•
FADH8B	8 (203)	15/16 (24)	• •
FADH10B	10 (254)	1-1/8 (29)	•
FADH12C	12 (304)	1-5/16 (33)	• •

Sets include storage tray

ASME® Standard



Colors Available

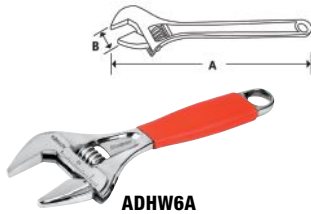


O G
ADD SUFFIX TO STOCK NUMBER FOR SPECIAL COLORS.



- Always pull wrench in direction of fixed jaw.
- Read Safety Precautions on pages W1-W4

ADJUSTABLE



Colors Available



ADD SUFFIX TO STOCK NUMBER FOR SPECIAL COLORS.

Adjustable

- Opposing fractional and metric quick sizing scales are provided for convenience
- High-strength alloy steel machined to exacting specs and precision heat treated for strength and durability
- Nickel-chrome finish helps protect against corrosion and speeds clean up

Stock No.	A inches (mm)	B inches (mm)
AD6C	6 (155)	25/32 (20)
AD8C	8 (205)	1-1/16 (27)
AD10C	10 (255)	1-3/16 (30)
AD12C	12 (305)	1-11/32 (34)
ADST8A	8 (205)	1-3/16 (30)


ASME® B107.100

Wide-Mouth Adjustable/Cushion Handle

- Opens larger than standard adjustable wrench
- Longer jaws and slimline design for greater reach
- ADHW6A opens as wide as an 8" adjustable wrench; ADHW8A opens as wide as a 10" adjustable wrench

Stock No.	A inches (mm)	B inches (mm)
ADHW6A	6 (152)	1-1/4 (32)
ADHW8A	8 (203)	1-1/2 (38)
ADHW10A	10 (254)	1-3/4 (44.5)
ADHW12A	12 (305)	2 (50.8)

ASME® B107.100



Pipe Wrenches

Stock No. Coated Handle	Stock No. Aluminum Handle	A	B
PW6C	—	6	3/4
PW8C	—	8	1
PW10C	PWA10A	10	1-1/2
PW12C	—	12	2
PW14C	PWA14A	14	2
PW18C	PWA18A	18	2-1/2
PW24C	PWA24A	24	3
PW36C	PWA36A	36	5



Colors Available



ADD SUFFIX TO STOCK NUMBER FOR SPECIAL COLORS.

Pliers Wrenches

- Inwardly angled teeth (fine teeth at back of jaw, coarse teeth at front of jaw) for a stronger grip
- Quick adjustment of grip width
- Built-in guard against unthreading
- Soft, warm to the touch, high-friction handle surfaces with a strong, stable core

Stock No.	A	B	C	D	Weight, lb
PWZ0A	8-3/16	1-1/2	5/16	9/16	1
PWZ1A	12-5/8	1-3/4	1/2	3/4	1-5/8
PWZ2A	17	2-1/2	5/8	13/16	2-1/2
PWZ3A	21-1/2	3-1/2	3/4	1	6-3/8
PWZ4*	28-5/8	4-5/8	1-1/2	1-5/16	12
PWZ5*	41-3/4	6-5/16	1-1/2	1-3/8	17

*Only available in Red

Standard, Industrial (Blue-Point®)

- Inch and metric scales on fixed jaw indicate wrench opening
- Fixed jaw and handle forged in one piece to ensure maximum strength
- Wrench is balanced to minimize wrist stress
- Hole in the handle end for a tether or hanging

Set Contains:

Stock No.	A inches (mm)	B inches (mm)		
GAJ4A	4 (108)	1/2 (13)		
GAJ6A	6 (160)	1 (25.4)		•
GAJ8A	8 (210)	1-1/8 (29)		•
GAJ10A	10 (260)	1-9/32 (33)		•
GAJ12A	12 (310)	1-1/2 (38)		•
GAJ15A	15 (385)	1-19/32 (43)		•
GAJ18A	18 (450)	2-1/16 (52)		•
GAJ24A	24 (610)	2-7/16 (62)		•
GAJS30*	30 (778)	3-11/32 (85)		
GAJS30A	30 (778)	3-11/32 (85)		

Sets include storage tray ASME® B107.10
 *Side-Adjustable nut style provides smoother operation, allows greater jaw opening and offers minimum jaw play.

BLPADJ703
 BLPADJ404



Soft Grip, Industrial (Blue-Point®)

Set Contains:

Stock No.	A inches (mm)	B inches (mm)	
GAJ6SG	6 (160)	1 (25.4)	•
GAJ8SG	8 (210)	1-1/8 (29)	•
GAJ10SG	10 (260)	1-9/32 (32.8)	•
GAJ12SG	12 (310)	1-1/2 (38)	•

Set includes storage tray

BLPADJ404SG



Aluminum (for AN fittings)

- Securely tighten expensive AN fittings to reduce the risk of damage in aircraft, marine and industrial applications, as well as for race and show cars
- Machined from aluminum billet to exacting tolerances and made from quality heat-treated aluminum

Stock No.	Overall Length, inches (mm)	Maximum Opening
ANADJ8A	8 (203)	AN #10 (1")



SPECIAL APPLICATION



N6893B

Valve Persuader

N6893B 1-1/4" Valve Persuader Wrench

- Persuader end provides extra leverage on valve wheels
- Hooks around valve stems and protrudes through spokes
- 15" long
- Opening is 1-1/4"



FRW10

Extension Wrench


FRW10 Offset Extension Wrench

- 10" of reach to fastener
- 0° swing arc
- Allows impact and pneumatic wrenches to reach fasteners buried in assemblies
- Allows ratchet to swing free and clear where obstructions limit swing arc closer to the fastener



- Do not use "cheater bars" on handles.
- Pull, do not push on handles.
- Always pull wrench in direction of fixed jaw.
- Plastic handle does not protect against electric shock.
- Read Safety Precautions on pages W1-W4

SPECIAL APPLICATION



Adjustable Face Pin Spanners

Used for servicing seal and packing nuts on hydraulic cylinders

Stock No.	A	B	C	D
AFS482C	6-3/8	2	3/16	5/32
AFS483C	8-1/4	3	1/4	3/16
AFS484C	10-3/8	4	5/16	1/4



Adjustable Hook Spanners

- Service collars, rings and bearings
- Single jaw and roll pin construction with industrial finish
- Assure that jaw hook is properly positioned when in use

Set Contains:

304AHSKA

Stock No.	A	B	C	D	
AHS300C	3/4-2	1/8	6-3/8	11/32	•
AHS301C	1-1/4-3	5/32	8-1/8	13/32	•
AHS304C	2-4-3/4	3/16	11-3/8	15/32	•
AHS307C	4-1/2-6-1/2	1/4	12-1/8	15/32	•



Adjustable Pin Spanners


- Remove rings, collars and lock nuts
- Assure that jaw hook is properly aligned when in use

Set Contains:

304APSKA

Stock No.	A	B	C	D	E	
APS351C	3/4-2	1/8	6-3/8	1/8	11/32	•
APS357C	1-1/4-3	3/16	8-1/8	3/16	11/32	•
APS363C	2-4-3/4	1/4	11-3/8	1/4	15/32	•
APS366C	4-1/2-6-1/4	1/4	12-1/8	3/8	15/32	•

SPECIAL APPLICATION (Blue-Point®)



Chain Wrenches (Blue-Point®)

Stock No.	A	B	C
CW12A	16	4	12
CW15A	19	5	15
CW24A	23	6	24

VGP181101 Replacement Chain

VGP18110 Locking Chain Wrench (Blue-Point®)

- Wraps around and holds irregular shaped objects like oil filters and mufflers
- Chain capacity: up to 6-9/32" (160 mm)
- Handle length: 9-27/32" (250 mm)

VGP181101 Replacement Chain, for VGP18110 (Blue-Point®)

- Replacement chain for VGP18110



Strap Wrenches (Blue-Point®)

BLPSTWR4A 4" Strap Wrench (Blue-Point®)

- 4" max diameter
- Adjusts to fit any circumference or irregular shape
- Will not scratch or damage surfaces
- Cushioned grip for maximum comfort
- Wrench strap is 1/2" (13 mm) wide

BLPSTWR6A 6" Strap Wrench (Blue-Point®)

- 6" max diameter
- Adjusts to fit any circumference or irregular shape
- Will not scratch or damage surfaces
- Cushioned grip for maximum comfort
- Heavy-duty construction for longer life
- Wrench strap is 3/4" (19 mm) wide

TECHANGLE® TORQUE WRENCHES

TORQUE



ATECH1FS240



ATECH1FQS240



ATECH2FM100



ATECH2CS240

TechAngle® Models (2% Accuracy)

- **DUAL PROGRESSIVE LEDs** allow user to see active torque at various work positions; enables the user to anticipate torque target for more accurate torque application
- **LARGE LCD SCREEN** with bright backlight; numbers become larger and bolder during active torque for optimal viewing
- **FOUR ALERT MODES** (LCD, LED, Audible, Vibratory) provide excellent feedback in all working conditions
- **SIX MEASUREMENT MODES** (ft-lb, in-lb, Nm, dNm, kg-cm, and angle) at the touch of a button
- **10 PRESETS** allow programming of common torque applications which saves time
- **ADVANCED FEATURES** include cycle counter, customizable sleep timer, language selection, auto torque calculation for torque adaptors, calibration alerts, battery level indication, and numerous alert mode customizations, allowing the user to customize the torque wrench to your work preferences
- **TORQUE-THEN-ANGLE MODE** allows the user to torque fasteners and then switch to angle mode without removing the torque wrench from a fastener
- **MULTI-AXIS GYRO COMPENSATION** patent pending mechanism compensates for tilt angle while tightening in a flexed position providing greater accuracy
- **MULTI-LINGUAL DISPLAY** programmable to display commands and signals in English, Spanish, French or German
- **LOW-PROFILE BUTTONS** protect against accidental activation
- **HIGHLY ACCURATE** torque measurement; 2% CW and 3% CCW
- **POWER INTERRUPTION TECHNOLOGY** prevents loss of continuity if dropped; prevents loss of work during head bolt pattern applications
- **COMFORTABLE HANDLE WITH FLARED END** provides a secure, non-slip grip during high-leverage applications
- **PROTECTED BATTERY CAP** design with solid brass contacts prevents accidental loosening and ensures continuity
- **TWO YEAR WARRANTY** standard on ATECH and CTECH models
- **STORAGE CASE** included
- **LOW END ACCURACY (ATECH125 MODELS)** ±2% CW/±3 CCW, 20–100% F.S.; ±4% CW/±6% CCW, 5–19% F.S.

TechAngle® Models (2% Accuracy)

Specifications	ATECH1FS240	ATECH1FQS240	ATECH2FM100	ATECH2CS240
Square Drive, inches	1/4	1/4	3/8	3/8
Head Type	Sealed Flex Head	Sealed Flex Head	Sealed Flex Head	Sealed Flex Head
Gear Teeth	72	72	80	72
Gear Action	5°	5°	5°	5°
Range, in-lb	12–240	12–240	60–1,200	12–240
Range, ft-lb	1–20	1–20	5–100	1–20
Range, N•m	1.36–27.12	1.36–27.12	7–135	1.5–30
Head Depth, inches	7/16	7/16	1-1/16	29/32
Head Width, inches	7/8	7/8	1-3/16	7/8
Weight (without batteries), lb (kg)	.93 (.42)	.93 (.42)	1.6 (.73)	.93 (.42)
Battery, Type (qty)	Lithium Metal (1)	Lithium Metal (1)	Lithium Metal (1)	Lithium Metal (1)
Length, inches	11.6	11.6	15.4	11.5
Storage Case	PBATECH240M	PBATECH240M	PBQD2	PBQD1

(US #9156148, #9395257, #9242356, #D702519)

Colors Available



ADD SUFFIX TO STOCK NUMBER FOR SPECIAL COLORS.

All Snap-on® torque wrenches, drivers and testers are provided with a Certificate of Calibration (unless otherwise indicated). All wrenches and drivers are calibrated per ASME® and ISO® standards for accuracy, from 20–100% of full scale, using NIST® traceable equipment. Angle accuracy ±1% of reading, ±1 degree at angular velocity > 10 deg/sec < 180 deg/sec, +/- 1 deg of test fixture; angle range 0–360°. Operating/storage temperature 0–130 °F. Humidity: up to 90% non-condensing. CE approved.



- Do not exceed rated torque.
- Do not use to break fasteners loose.
- Periodic recalibration is needed to maintain accuracy.
- Read Safety Precautions on pages W1–W4

TECHANGLE® TORQUE WRENCHES




ATECH2FQ125B



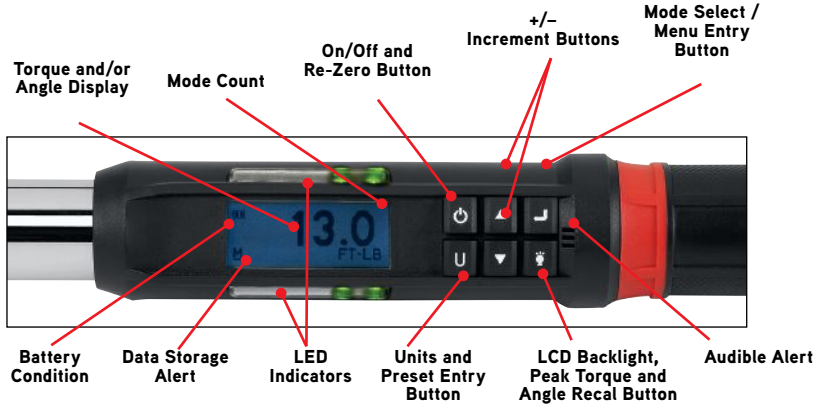
ATECH3FS250



ATECH3FR250B



ATECH4RS600



Protected Battery Cap
Designed with solid brass contacts prevents accidental loosening and ensures continuity.

Specifications	ATECH2FQ125B	ATECH3FS250	ATECH3FR250B	ATECH4RS600*
Square Drive, inches	3/8	1/2	1/2	3/4
Head Type	Sealed Flex Head	Sealed Flex Head	Sealed Flex Head	Sealed Fixed Head
Gear Teeth	80	80	80	32
Gear Action	4.5°	4.5°	4.5°	11°
Range, in-lb	60–1,500	150–3,000	150–3,000	360–7,200
Range, ft-lb	5–125	12.5–250	12.5–250	30–600
Range, N•m	6.78–169.48	16.9–339	16.9–339	40.7–813.5
Head Depth, inches	9/16	3/4	3/4	1-1/4
Head Width, inches	1-1/4	1-5/8	1-5/8	2-1/2
Weight (without batteries), lb (kg)	2.2 (0.9)	4.35 (1.97)	3.75 (1.68)	10.95 (4.96)
Battery, Type (qty)	AA Alkaline (3)	AA Alkaline (3)	AA Alkaline (3)	AA Alkaline (3)
Length, inches	17-25/32	26.7	26.6	48.7
Storage Case	PBATECH100B	PBATECH250B	PBATECH250B	PBATECH4

(US #9156148, #9395257, #9242356, #D702519)

Colors Available



ADD SUFFIX TO STOCK NUMBER FOR SPECIAL COLORS.

All Snap-on® torque wrenches, drivers and testers are provided with a Certificate of Calibration (unless otherwise indicated). All wrenches and drivers are calibrated per ASME® and ISO® standards for accuracy, from 20–100% of full scale, using NIST® traceable equipment. Angle accuracy ±1% of reading, ±1 degree at angular velocity > 10 deg/sec < 180 deg/sec, +/- 1 deg of test fixture; angle range 0–360°. Operating/storage temperature 0–130 °F. Humidity: up to 90% non-condensing. CE approved.

CONTROLTECH® INDUSTRIAL TORQUE WRENCHES

TORQUE



Standard Models/2% Accuracy/Ratcheting Head

FEATURES:

- Torque and angle combo modes provide the most accurate and fastest way to achieve torque plus angle in a single motion (patent pending)
- Snap-on® ControlTech® Industrial Electronic Torque Wrenches are fully programmable for reliable and consistent torque application
- Torque Plus Angle combo modes allow the user to simultaneously complete precise “torque plus turn” specifications in a single motion
- In addition to the LED indicator lights, an audible beep and handle vibration alert the user when target torque is achieved

- The rugged all-steel construction is designed to stand-up to even the toughest work conditions
- Dual side LED indicator lights with configurable settings
- Large LCD screen with backlight
- Four indicator modes: LCD, LED, audible, vibratory
- Presets with lockout ability
- Sequence programming and job mode
- USB downloadable data
- Industry-leading two year warranty
- Includes storage case
- Complies with ISO®-6789-2003 and ASME® B107.300 (B107.28) Standards for Electronic Torque Instruments

- CTECH wrenches are manufactured with an all-steel body for strength
- CTECHL wrenches are manufactured for rugged black anodized 6061-T for durability and reduced weight
- Torque Accuracy: ±2%CW, ±3CCW
- Angle Accuracy: ±1% of reading, ±1° @ Angular Velocity >10°/Sec. < 180°/Sec. +/- of fixture
- Angle Range: 0–360°
- Storage Capacity: 1,500 readings
- Number of Presets: 50
- Operating Temperature: 0–130 °F (-18–54 °C)
- Storage Temperature: 0–130 °F (-18–54 °C)

Standard Models/2% Accuracy/Interchangeable Head

- Built-in calibration factor for different head lengths (patent pending)

Stock No.	Head Type	Square Drive, inches	Gear Teeth	Gear Action	Torque Range, in-lb	Torque Range, ft-lb	Torque Range, N•m	Shank Diameter, inches	Weight, lb (kg)	Length, inches (mm)
CTECH1MR100	Sealed Fixed Ratchet	1/4	72	5°	5–100	0.42–8.33	0.57–11.30	—	0.9 (0.41)	10.9 (277)
CTECHL1R240A	Sealed Fixed Ratchet	1/4	72	5°	12–240	1.0–20.0	1.4–27.2	—	1.2 (0.54)	14.1 (358)
CTECH4R600A†	Sealed Fixed Ratchet	3/4	32	11°	360–7,200	30–600	40.7–813.5	—	10.5 (4.8)	48.6 (1,234)
CTECH1FR240A*	Sealed Flex Ratchet	1/4	72	5°	12–240	1.0–20.0	1.4–27.2	—	2.0 (0.91)	14.1 (358)
CTECH2FR100A	Sealed Flex Ratchet	3/8	80	4.5°	60–1,200	5.0–100.0	6.8–135.6	—	2.7 (1.2)	17.2 (437)
CTECH3FR250A***	Sealed Flex Ratchet	1/2	80	4.5°	150–3,000	12.5–250	16.9–339	—	4.5 (2.10)	26.7 (678)
CTECH1R240A*	Fixed Ratchet	1/4	72	5°	12–240	1.0–20.0	1.4–27.2	—	2.0 (0.91)	14.1 (358)
CTECH1MR240	Fixed Ratchet	1/4	72	5°	12–240	1–20	1.36–27.12	—	0.93 (0.42)	11.6 (295)
CTECH2MR100	Fixed Ratchet	3/8	72	5°	5–100	0.42–8.33	0.57–11.30	—	0.9 (0.41)	10.9 (277)
CTECH2MR1200	Fixed Ratchet	3/8	80	4.5°	60–1,200	5–100	6.8–135.6	—	1.6 (7.3)	15.4 (391)
CTECH2MR240	Fixed Ratchet	3/8	80	4.5°	12–240	1–20	1.36–27.12	—	0.93 (0.42)	11.6 (295)
CTECH3R250A	Fixed Ratchet	1/2	80	4.5°	150–3,000	12.5–250	16.8–339	—	—	—
CTECHL1240A	Fixed Head	1/4	—	—	12–240	1.0–20.0	1.4–27.2	—	1.1 (0.49)	12.4 (315)
CTECHYM1200	Interchangeable	—	—	—	60–1,200	5–100	6.8–135.6	Y (0.560")	1.4 (0.63)	13.75 (349)
CTECHL1J240A	Interchangeable	—	—	—	12–240	1.0–20.0	1.4–27.2	J (0.425")	1.0 (0.45)	12.5 (318)
CTECH1JM240	Interchangeable	—	—	—	12–240	1–20	1.36–27.12	J (0.425")	0.80 (0.36) w/battery, excluding case	10.15 (258)
CTECH1J240A	Interchangeable	—	—	—	12–240	1.0–20.0	1.4–27.2	J (0.425")	1.8 (0.8)	12.5 (318)
CTECH2Y100A	Interchangeable	—	—	—	60–1,200	5–100	6.8–135.6	—	2.7 (1.2)	17.2 (437)
CTECH3X250A	Interchangeable	—	—	—	150–3,000	12.5–250	16.9–339	X (0.735")	—	24.1 (612)
CTECH4Z600A	Interchangeable	—	—	—	30–600	360–7,200	40.7–813.5	Z (0.990")	7.6 (3.5)	44.8 (1,138)
CTECHAN135A	IZO/ISO (Interchangeable)	—	—	—	60–1,195	5.0–99.6	6.8–135.0	9 x 12 mm	2.85 (1.2) w/o head, w/batteries	17.8 (452) w/o head
CTECHAN30A	IZO/ISO (Interchangeable)	—	—	—	1.11–22.13	13.3–365.5	1.50–30.00	9 x 12 mm	2.0 (0.9) w/o head, w/batteries	13.3 (338) w/o head
CTECHBN340A	IZO/ISO (Interchangeable)	—	—	—	150–3,009	12.5–250.8	17.0–340.0	14 x 18 mm	3.75 (1.7) w/o head, w/batteries	23.9 (607) w/o head

*Uses Ratchet Service Kit RKRT72A. Includes three AAA Lithium batteries.
†Uses Ratchet Service Kit RKRQC4. Includes three AA Lithium batteries.

***Uses Ratchet Service Kit RKR80A. Includes three AA Lithium batteries.
Torque parameters comply with ISO® 6789:2003 and ASME® B107:300-2010 (B107.29)



- Always pull wrench in direction of fixed jaw.
- Do not exceed rated torque
- Do not use to break fasteners loose.
- Periodic recalibration is needed to maintain accuracy.
- Read Safety Precautions on pages W1–W4

TECHWRENCH® TORQUE WRENCHES



TECH2R100



TECH4R600

Standard Models/2% Accuracy/Fixed Head

- Manual preset, automatic track and peak hold modes
- Torque units conversion: N•m, ft-lb, in-lb
- Audible (tone) and tactile (vibrating handle) preset alerts
- Stand on handle bottom keeps tool from rolling off flat surface
- Dual 80® Technology on all 72- and 80-tooth ratchet heads
- Low battery indicator and auto shutoff (after two minutes idle)
- ISO® 6789-2003 and ASME® B107.300-2010 standards compliant
- Certificate of NIST® traceability for 20–100% of full scale

Specifications	TECH1R240	TECH2R100	TECH3R250	TECH4R600
Square Drive, inches	1/4	3/8	1/2	3/4
Head Type	Sealed Fixed Ratchet	Sealed Fixed Ratchet	Sealed Fixed Ratchet	Sealed Fixed Ratchet
Gear Teeth	72	80	80	32
Gear Action	5°	4.5°	4.5°	11°
Range, in-lb	24–240	60–1,200	300–3,000	720–7,200
Range, ft-lb	1–20	5–100	25–250	60–600
Range, N•m	2.71–27.12	6.8–135	34–339	81–813
Head Depth, inches	7/16	5/8	3/4	1-1/4
Head Width, inches	7/8	1-5/32	1-5/8	2-1/2
Length, inches	15-1/4	17-1/4	26-1/4	48
Operating Temperature	40–110 °F (5–42 °C)	40–110 °F (5–42 °C)	40–110 °F (5–42 °C)	40–110 °F (5–42 °C)
Storage Temperature	0–122 °F (-20–50 °C)	0–122 °F (-20–50 °C)	0–122 °F (-20–50 °C)	0–122 °F (-20–50 °C)
Battery, Type (qty)	AA Alkaline (3)	AA Alkaline (3)	AA Alkaline (3)	AA Alkaline (3)

CE

Standard Models/2% Accuracy/Flex Head

- Techwrench® (standard models)
- Torque accuracy ratchet head models: 2% CW, 3% CCW from 20–100% F.S.; 4% CW, 6% CCW from 10–19% F.S. 8% CW
- Torque accuracy interchangeable head models: 4% CW, 6% CCW from 20–100% F.S. (TECH Y only)
- Sealed flex head ratchets move ±15°



TECH3FR250

Specifications	TECH1FR240	TECH2FR100	TECH3FR250
Square Drive, inches	1/4	3/8	1/2
Head Type	Sealed Flex Head	Sealed Flex Head	Sealed Flex Head
Gear Teeth	72	80	80
Gear Action	5°	4.5°	4.5°
Range, in-lb	24–240	60–1,200	300–3,000
Range, ft-lb	1–20	5–100	25–250
Range, N•m	2.7–27.1	6.8–135	34–339
Head Depth, inches	7/16	5/8	3/4
Head Width, inches	7/8	1-5/32	1-5/8
Length, inches	15-1/4	17-1/4	26-1/4
Operating Temperature	40–110 °F (5–42 °C)	40–110 °F (5–42 °C)	40–110 °F (5–42 °C)
Storage Temperature	0–122 °F (-20–50 °C)	0–122 °F (-20–50 °C)	0–122 °F (-20–50 °C)
Storage Case	PBTECH2	PBTECH2	PBTECH3



TECH2Y100



TECH4Z600

Standard Models/4% Accuracy/Interchangeable Head


Specifications	TECH1J240	TECH2Y100	TECH3X250	TECH4Z600
Head Type	Interchangeable	Interchangeable	Interchangeable	Interchangeable
Range, in-lb	24–240	60–1,200	300–3,000	720–7,200
Range, ft-lb	1–20	5–100	25–250	60–600
Range, N•m	27.1–27.12	6.8–135	34–339	81–813
Shank (dia.)	J (0.425")	Y (0.560")	X (0.735")	Z (0.990")
Length, inches	13-3/4	15-1/2	23-3/4	42
Operating Temperature	40–110 °F (5–42 °C)	40–110 °F (5–42 °C)	40–110 °F (5–42 °C)	40–110 °F (5–42 °C)
Storage Temperature	0–122 °F (-20–50 °C)	0–122 °F (-20–50 °C)	0–122 °F (-20–50 °C)	0–122 °F (-20–50 °C)
Storage Case	PBTECH2	PBTECH2	PBTECH3	PBATECH4

Wrench length specification does not include the length of interchangeable heads. The certification of accuracy provided per ASME® and ISO® standards is 20–100% of full scale.

The QD Series of Click-Type Torque Instruments feature an innovative design that provides consistently accurate readings and rugged, trouble-free performance.

FEATURES:

- **CERTIFICATE OF CALIBRATION:** A Certificate of Calibration is packed with every QD Series Torque Instrument. Actual certification readings and individual instrument serial number are included. Each torque instrument, as calibrated at the factory, is certified to meet the accuracy specified in ANSI® B107.300-2010 (B107.14) and was calibrated on a torque standard traceable to the National Institute of Standards Technology (NIST®).
- **ACCURACY:** All QD/QE Series Torque Wrenches are accurate to ±4% clockwise and ±6% counterclockwise from 20–100% of full scale
- **LONG LIFE RATCHET HEAD:** QD/QE Series Torque wrenches feature the Snap-on® High-Strength Sealed Ratchet Head. Sealed ratchet heads keep out dirt and moisture while being virtually maintenance free. US Patent #4,934,220 applies to all QD Series Ratchet Head models. US Patent #6,125,722 applies to 1/4", 3/8" and 1/2" drive Ratchet Head models only.
- **MINIMAL FRICTION "HOOR GLASS" CAM:** Retains and releases lubricant where needed to reduce friction
- **POSITIVE STOP:** Instrument can not be accidentally disassembled if wound down past scale
- **KNURLED HANDLE** for a secure non-slip grip
- **ONE YEAR WARRANTY**
- **STORAGE CASE** included with each instrument
- All QD models with "A" suffix have roll-marked scales for better permanence and visibility



US Torque Instruments (in-lb)/±4% Accuracy

Square Drive, inches	Stock No.	Head Style	Gear Teeth	Swing Arc	Range, minimum	Range, maximum	Increments	Length, inches	Head Width, inches	Head Depth, inches	Storage Case
3/8	GQT2R1000NP	Fixed Ratchet	32	11°	200 in-lb	1,000 in-lb	5 in-lb	14	1.26	1.07	WPB50A
3/8	GQT2R200NP	Fixed Ratchet	32	11°	40 in-lb	200 in-lb	1 in-lb	8.97	.88	.88	WPB7
1/4	QD1R200A	Fixed Ratchet	36	10°	40 in-lb	200 in-lb	1 in-lb	11-1/16	7/8	7/16	PBQD1
1/4	QD1200A	Fixed	—	—	40 in-lb	200 in-lb	1 in-lb	10-15/16	5/8	13/16	PBQD1
1/4	QD1R50A	Fixed Ratchet	36	10°	10 in-lb	50 in-lb	.5 in-lb	9-7/8	7/8	7/16	PBQD1
1/4	QD150A	Fixed	—	—	10 in-lb	50 in-lb	.5 in-lb	9-3/4	5/8	13/16	PBQD1
3/8	QD21000A	Fixed	—	—	200 in-lb	1,000 in-lb	5 in-lb	14-9/16	1	1-3/16	PBQD2
3/8	QD2R200A	Compact Ratchet	36	10°	40 in-lb	200 in-lb	1 in-lb	11-1/16	7/8	7/16	PBQD1
1/2	QD3R1600A	Fixed Ratchet	80	4.5°	300 in-lb	1,600 in-lb	10 in-lb	19	1-5/8	3/4	PBQD3
1/2	QD3R2500A	Fixed Ratchet	80	4.5°	500 in-lb	2,500 in-lb	10 in-lb	19-1/8	1-5/8	3/4	PBQD3
1/2	QD32500A	Fixed	—	—	500 in-lb	2,500 in-lb	10 in-lb	18-1/8	1	1-1/4	PBQD3
1/4	QE1R200	Fixed Ratchet	80	10°	40 in-lb	200 in-lb	1 in-lb	11-1/16	7/8	7/16	PBQD1
3/8	QE2R100	Fixed Ratchet	80	4.5°	20 ft-lb	100 ft-lb	.5 ft-lb	15-9/16	1-5/32	9/16	PBQD2
3/8	QE2FR75	Flex Ratchet	80	10°	5 ft-lb	75 ft-lb	.5 ft-lb	15-3/4	1-5/32	9/16	PBQD2
1/2	QE3R250	Fixed Ratchet	80	10°	50 ft-lb	250 ft-lb	1 ft-lb	24-3/16	1-5/8	3/4	PBQD3



- Do not exceed rated torque
- Do not use to break fasteners loose
- Periodic recalibration is needed to maintain accuracy
- Read Safety Precautions on pages W1–W4

ADJUSTABLE CLICK-TYPE



QD3R250A



GQT3R250NP



QD3FR250A

US Torque Instruments: Dual-Scale (ft-lb/N•m)

Square Drive, inches	Stock No.	Head Style	Gear Teeth	Swing Arc	Head Depth, inches	Head Width, inches	Range, minimum	Range, maximum	Increments	Length, inches	Storage Case
1/2	GQT3R250NP	Fixed Ratchet	32	11°	1.42	1.74	50 ft-lb	250 ft-lb	1	23.75	WPB5
3/8	QD2R100A	Fixed Ratchet	80	4.5°	9/16	1-5/32	20 ft-lb	100 ft-lb	.5 ft-lb	15-9/16	PBQD2
3/8	QD2100A	Fixed	—	—	1-3/16	1	20 ft-lb	100 ft-lb	.5 ft-lb	14-9/16	PBQD2
3/8	QD2R75A	Fixed	80	4.5°	9/16	1-5/32	10 ft-lb	75 ft-lb	.5 ft-lb	15-3/4	PBQD2
3/8	QD2FR75B	Flex Head	80	4.5°	9/16	1-5/32	5 ft-lb	75 ft-lb	.5 ft-lb	15-3/4	PBQD2
3/8	QD275A	Fixed	—	—	1-3/16	1	15 ft-lb	75 ft-lb	.5 ft-lb	14-9/16	PBQD2
1/2	QD3150A	Fixed	—	—	1-1/4	1	30 ft-lb	150 ft-lb	1 ft-lb	18	PBQD3
1/2	QD3R250A	Fixed Ratchet	80	4.5°	3/4	1-5/8	50 ft-lb	250 ft-lb	1 ft-lb	24-3/16	PBQD3
1/2	QD3FR250A*	Flex Head	80	4.5°	3/4	1-5/8	50 ft-lb	250 ft-lb	1 ft-lb	25-3/4	PBATECH300B
1/2	QD3250A	Fixed	—	—	1-1/4	1	50 ft-lb	250 ft-lb	1 ft-lb	23-3/32	PBQD3
3/4	QD4R400A	Fixed Ratchet	32	11°	1-1/4	2-1/2	75 ft-lb	400 ft-lb	2.5 ft-lb	35-3/4	PBQC4
3/4	QD4400A	Fixed	—	—	1-1/2	1-1/2	75 ft-lb	400 ft-lb	2.5 ft-lb	33-3/4	PBQC4
3/4	QD4R600A	Fixed Ratchet	32	11°	1-1/4	2-1/2	100 ft-lb	600 ft-lb	5 ft-lb	42-3/4	PBQC4
3/4	QD4600A	Fixed	—	—	1-1/2	1-1/2	120 ft-lb	600 ft-lb	5 ft-lb	40-3/4	PBQC4
1	QD5R1000A	Fixed Ratchet	30	12°	1-1/2	3-1/8	200 ft-lb	1,000 ft-lb	5 ft-lb	71	PBQC5

*Clockwise-only calibration



QD3RM30A

Metric Torque Instruments (kg m, kg cm)

Square Drive, inches	Stock No.	Head Style	Gear Teeth	Swing Arc	Range, minimum	Range, maximum	Increments	Length, inches	Head Width, inches	Head Depth, inches	Storage Case
3/8	QD2RM1000A	Flex Head	80	4.5°	200 kg•cm	1,000 kg•cm	5 kg•cm	15-9/16	1-5/32	9/16	PBQD2
1/2	QD3RM30A	Fixed Ratchet	80	4.5°	6 kg•m	30 kg•m	.2 kg•m	19	1-5/8	3/4	PBQD3

"A" suffix models feature roll-marked tubes and 80 tooth gears



QD1RN25B



QD3RN200A



QD4RN800A

Newton Meter Torque Wrenches/±4% Accuracy

Square Drive, inches	Stock No.	Head Style	Gear Teeth	Swing Arc	Head Depth, inches	Head Width, inches	Range, minimum	Range, maximum	Increments	Length, inches	Storage Case
1/4	QD1RN25B	Fixed Ratchet	36	10°	7/16	7/8	5 N•m	25 N•m	.1 N•m	11-3/4	PBQD1
1/4	QD1RN6B	Fixed Ratchet	36	10°	7/16	7/8	1 N•m	6 N•m	.05 N•m	9-7/8	PBQD1
3/8	QD2RN100A	Fixed Ratchet	80	4.5°	9/16	1-5/32	20 N•m	100 N•m	.5 N•m	15-9/16	PBQD2
3/8	QD2RN25B	Compact Ratchet	36	10°	7/16	7/8	5 N•m	25 N•m	.1 N•m	11-3/4	PBQD2
3/8	QD2RN50A	Fixed Ratchet	80	4.5°	9/16	1-5/32	10 N•m	50 N•m	.5 N•m	15-9/16	PBQD2
1/2	QD3RN200A	Fixed Ratchet	80	4.5°	3/4	1-5/8	40 N•m	200 N•m	2 N•m	19	PBQD3
1/2	QD3RN350A	Fixed Ratchet	80	4.5°	3/4	1-5/8	70 N•m	350 N•m	2 N•m	24-3/16	PBQD3
3/4	QD4RN800A	Fixed Ratchet	32	11°	1-1/4	2-1/2	150 N•m	800 N•m	5 N•m	42-3/4	PBQC4
1	QD5RN1500A	Fixed Ratchet	30	12°	1-1/2	3-1/8	300 N•m	1,500 N•m	10 N•m	68.4	S10-117-6

"A" suffix models feature roll-marked tubes



TQFR100C



TQR250E



TQFR250E



TQR600E

US Reading Torque Wrenches with Conversion Scale/±4% Accuracy

Adjustable Click Type Torque Wrench

- Snap-on® sealed ratchet head is virtually maintenance free; more time working with the tool, less time on tool maintenance
- Thumb screw-type adjustment is faster than cycling through a micrometer-style torque wrench; guard prevents setting from being changed accidentally; setting is displayed in window; conversion table to N•m is displayed on handle
- Sealed neck keeps dust and grit away from the torque mechanism for longer tool life
- “Split beam” measuring element provides accurate, reliable readings and eliminates the heavy coil spring used in conventional click-type wrenches; yields fewer moving parts, reducing friction and wear
- Cushion grip handle provides comfort plus control and resists most automotive fluids
- Designed for measuring torque in a clockwise direction only; wrench is not reversible
- All Snap-on® torque wrenches, drivers and testers are provided with a Certificate of Calibration (unless otherwise indicated)
- All wrenches and drivers are calibrated per ASME® standards for accuracy, from 20–100% of full scale, using NIST® traceable equipment
- Wrenches are non-reversible
- CE: EU—GB, FR, ES, DE

Square Drive, inches	Stock No.	Head Style	Gear Teeth	Swing Arc	*Head Depth, inches	Head Width, inches	Range, minimum	Range, maximum	Increments	Length, inches	Storage Case
3/8	TQFR100C	Flex Head	36	10°	9/16	1-5/8	20 ft-lb	100 ft-lb	2 ft-lb	18-5/8	PBTQ1
1/2	TQR250E	Fixed Ratchet	36	10°	3/4	1-5/8	40 ft-lb	250 ft-lb	5 ft-lb	22-3/8	PBTQ3
1/2	TQFR250E	Flex Head	36	10°	9/16	1-5/8	40 ft-lb	250 ft-lb	5 ft-lb	22-3/8	PBTQ3
3/4	TQR400E†	Detach Ratchet	32	11°	1-1/4	2-1/2	130 ft-lb	400 ft-lb	10 ft-lb	38-1/8	PBTQ4
3/4	TQR600E†	Detach Ratchet	32	11°	1-1/4	2-1/2	200 ft-lb	600 ft-lb	10 ft-lb	48-5/8	PBTQ4

†Available in red only

Colors Available



ADD SUFFIX TO STOCK NUMBER FOR SPECIAL COLORS.



- Do not exceed rated torque.
- Do not use to break fasteners loose.
- Periodic recalibration is needed to maintain accuracy.
- Read Safety Precautions on pages W1–W4

TORQOMETER® TORQUE WRENCHES



TE50FUAC



TE175LC

US Reading/Standard 2% Accuracy

- Dial torque wrenches allow the user to easily apply and monitor torque
- Long-lasting performance given minimal component contact
- Steel welded bodies with bright nickel-chrome finish
- Heat-treated dial guards protect the dial crystal from damage
- Patented torsion bar machined from aircraft quality alloy steel for long life and precise performance across the entire scale
- Operating temperature range of 0–100 °F

- Wide selection of models—from 1/4–1-1/2" drives to ranges, scales, and dial configurations—there is a dial wrench to cover nearly every need
- Certificate of calibration models, add "C" suffix to stock number

48" Tubular Extension Handle

- Tubular extension handle is packed with the following torque wrenches: TE803, TE803FU, TE803L, TE1003, TE1003FU, TE1003L, TESI1360, TESI1360FU, TESI1360L, TER1003, TER1003FU, TER1003L, TEC803, TEC803FU, TEC803L, TEC1003FU and TEC1003L

Square Drive, inches	Basic Models Stock No.	Follow up Models Stock No.	Signal Models Stock No.	Range	Increments	Length, inches	Width, inches (mm)	Head Depth, inches	Storage Case
1/4	GTE6A	—	—	75 in-lb	1 in-lb	9-29/32	2-11/16 (68)	—	PB9
1/4	TE1AC	TE1FUAC	—	15 in-lb	1/4 in-lb	9-29/32	2-11/16 (68)	1-1/4	PB9
1/4	TE3AC	TE3FUAC	—	30 in-lb	1/2 in-lb	9-29/32	2-11/16 (68)	1-1/4	PB9
1/4	TE6AC	TE6FUAC	—	75 in-lb	1 in-lb	9-29/32	2-11/16 (68)	1-1/4	PB9
3/8	TE12AC	TE12FUAC	TE12LAC	150 in-lb	2-1/2 in-lb	9-29/32	2-11/16 (68)	1-1/4	PB9
3/8	—	TE12FFUAC	—	12 ft-lb	1/2 ft-lb	9-29/32	2-11/16 (68)	1-1/4	PB9
3/8	TE25FAC	TE25FUAC	TE25LAC	25 ft-lb	1/2 ft-lb	9-29/32	2-11/16 (68)	1-1/4	PB9
3/8	TE25AC	TE25FFUAC	—	300 in-lb	5 in-lb	9-29/32	2-11/16 (68)	1-1/4	PB9
3/8	TE50FAC	TE50FUAC	TE50LAC	50 ft-lb	1 ft-lb	12-1/2	2-11/16 (68)	1-1/4	PB9
3/8	TE50AC	TE50FFUAC	TE50FLAC	600 in-lb	10 in-lb	12-1/2	2-11/16 (68)	1-1/4	PB9
1/2	TE51C	—	TE51LC	50 ft-lb	1 ft-lb	15	2-11/16 (68)	1-5/16	—
1/2	TE100C	TE100FUC	—	100 ft-lb	1 ft-lb	16	2-3/4 (70)	1-3/8	PBR5
1/2	TE175C	TE175FUC	TE175LC	175 ft-lb	2-1/2 ft-lb	18-3/4	2-3/4 (70)	1-3/8	PBR5
1/2	TE250C	TE250FUC	TE250LC	250 ft-lb	—	23-3/4	2-3/4 (70)	1-3/8	PB8A
1/2	—	TE51FUC	—	600 in-lb	10 in-lb	15	2-11/16 (68)	1-5/16	—
1/2	—	TE51FFUC	—	50 ft-lb	1 ft-lb	15	2-11/16 (68)	1-5/16	—
3/4	TE352AC	TE352FUAC	TE352LAC	350 ft-lb	5 ft-lb	29-7/8	3-1/4 (83)	—	—
3/4	TE602AC	TE602FUAC	TE602LAC	600 ft-lb	10 ft-lb	40-7/8	3-1/4 (83)	—	PB39
1	TE1503C	TE1503FUC	TE1503LC	—	25 ft-lb	80	4-13/32 (112)	—	—
1	TE1003C	TE1003FUC	TE1003LC	—	10 ft-lb	66-13/16	3-9/16 (91)	—	—
1	TE2003C	TE2003FUC	—	—	25 ft-lb	80	4-13/32 (112)	—	—
1	TE803C	—	TE803LC	800 ft-lb	10 ft-lb	66-13/16	3-9/16 (91)	—	—
1-1/2	—	TE2005FUC	—	—	25 ft-lb	80	3-9/16 (91)	—	—
1-1/2	TE3005C	—	—	—	50 ft-lb	—	5-1/2 (140)	—	—

*Does not include square drive dimension.

Wrenches in chart do not include certificate of calibration. Wrenches with a certificate of calibration are available.

Basic model = 1 needle Follow-up = 2 needles Signal = signal light GTE models feature a black oxide finish.



TE50FUA



TE175L

US Reading/Standard 2% Accuracy

- Dial torque wrenches allow the user to easily apply and monitor torque
- Long-lasting performance given minimal component contact
- Steel welded bodies with bright nickel-chrome finish
- Heat-treated dial guards protect the dial crystal from damage

- Patented torsion bar machined from aircraft quality alloy steel for long life and precise performance across the entire scale
- Operating temperature range of 0–100 °F
- Wide selection of models—from 1/4–1-1/2" drives to ranges, scales, and dial configurations—there is a dial wrench to cover nearly every need
- Certificate of calibration models, add “C” suffix to stock number

Square Drive, inches	Basic Models Stock No.	Follow up Models Stock No.	Signal Models Stock No.	Range	Increments	Length, inches	Width, inches	Head Depth,* inches	Storage Case
1/4	TE1A	TE1FUA	—	15 in-lb	1/4 in-lb	9-29/32	2-11/16 (68)	1-1/4	PB9
1/4	TE3A	TE3FUA	—	30 in-lb	1/2 in-lb	9-29/32	2-11/16 (68)	1-1/4	PB9
1/4	TE6A	TE6FUA	—	75 in-lb	1 in-lb	9-29/32	2-11/16 (68)	1-1/4	PB9
3/8	TE12A	TE12FUA	TE12LA	150 in-lb	2-1/2 in-lb	9-29/32	2-11/16 (68)	1-1/4	PB9
3/8	TE25A	TE25FUA	TE25LA	300 in-lb	5 in-lb	9-29/32	2-11/16 (68)	1-1/4	PB9
3/8	TE50A	TE50FUA	TE50LA	600 in-lb	10 in-lb	12-1/2	2-11/16 (68)	1-1/4	PB9
3/8	TE12FA	TE12FFUA	TE12FLA	12 ft-lb	1/2 ft-lb	9-29/32	2-11/16 (68)	1-1/4	PB9
3/8	TE25FA	TE25FFUA	TE25FLA	25 ft-lb	1/2 ft-lb	9-29/32	2-11/16 (68)	1-1/4	PB9
3/8	TE50FA	TE50FFUA	TE50FLA	50 ft-lb	1 ft-lb	12-1/2	2-11/16 (68)	1-1/4	PB9
1/2	TE51	TE51FU	TE51L	600 in-lb	10 in-lb	15	2-11/16 (68)	1-5/16	—
1/2	TE51F	TE51FFU	TE51FL	50 ft-lb	1 ft-lb	15	2-11/16 (68)	1-5/16	—
1/2	TE100	TE100FU	TE100L	100 ft-lb	1 ft-lb	16	2-3/4 (70)	1-3/8	PBR5
1/2	TE175	TE175FU	TE175L	175 ft-lb	2-1/2 ft-lb	18-3/4	2-3/4 (70)	1-3/8	PBR5
1/2	TE250	TE250FU	TE250L	250 ft-lb	5 ft-lb	23-3/4	2-3/4 (70)	1-3/8	PB8A
3/4	TE352A	TE352FUA	TE352LA	350 ft-lb	5 ft-lb	29-7/8	3-1/4 (83)	1-25/32	—
3/4	TE602A	TE602FUA	TE602LA	600 ft-lb	10 ft-lb	40-7/8	3-1/4 (83)	1-25/32	PB39
1	TE803**	TE803FU**	TE803L**	800 ft-lb	10 ft-lb	66-13/16	3-9/16 (91)	2-1/32	—
1	TE1003†	TE1003FU**	TE1003L**	1,000 ft-lb	10 ft-lb	66-13/16	3-9/16 (91)	2-1/32	—
1	TE1503†	TE1503FU†	TE1503L†	1,500 ft-lb	25 ft-lb	80	4-13/32 (112)	2-1/8	—
1	TE2003†	TE2003FU†	TE2003L†	2,000 ft-lb	25 ft-lb	80	4-13/32 (112)	2-1/8	—
1-1/2	TE2005†	TE2005FU†	TE2005L†	2,000 ft-lb	25 ft-lb	80	3-9/16 (91)	2-3/8	—
1-1/2	TE3005	TE3005FU**	TE3005L**	3,000 ft-lb	50 ft-lb	—	5-1/2 (140)	2-13/16	—

*Does not include square drive dimension.

†Includes separately packed 93TQPA 5' tubular extension handle

Wrenches in chart do not include certificate of calibration. Wrenches with a certificate of calibration are available.

Basic model = 1 needle Follow-up = 2 needles Signal = signal light GTE models feature a black oxide finish.


**Includes separately packed 92TQPA 4' tubular extension handle.

TE3005 includes 94TQPA 10' extension handle



BASIC MODEL

- Needle shows torque achieved



FOLLOW UP MODEL

- Two separate needles show targeted torque and torque achieved



SIGNAL MODEL

- Features a built-in light that flashes when targeted torque is achieved



- Do not exceed rated torque.
- Do not use to break fasteners loose.
- Periodic recalibration is needed to maintain accuracy.
- Do not use “cheater bars” on handles.
- Pull, do not push on handle.
- Read Safety Precautions on pages W1–W4

TORQOMETER® TORQUE WRENCHES



TESI75C



TESI75L

Newton Meter Reading/Standard 2% Accuracy

Square Drive, inches	Stock No.	Follow-Up Models Stock No.	Light Signal Models Stock No.	Range, N•m	Increments, N•m	Length, inches	Width, inches (mm)	Head Depth*, inches
1/4	—	TESI5FU	TESI5L	5	.2	9-29/32	2-11/16 (68)	1-1/4
1/4	TESI10	TESI10FU	TESI10L	10	.5	9-29/32	2-11/16 (68)	1-1/4
1/2	TESI125	TESI125FU	TESI125L	125	5	16	2-11/16 (68)	1-3/8
3/8	TESI20	TESI20FU	TESI20L	20	.5	9-29/32	2-11/16 (68)	1-1/4
3/8	TESI30	TESI30FU	TESI30L	30	1	9-29/32	2-11/16 (68)	1-1/4
3/8	TESI60C	TESI60FU	TESI60L	60	2	12-1/2	2-11/16 (68)	1-1/4
3/8	TESI70	TESI70FU	TESI70L	70	2	12-1/2	2-11/16 (68)	1-1/4
3/8	TESI75	TESI75FU	TESI75L	75	1	12-1/2	2-11/16 (68)	1-1/4
1/2	TESI200	TESI200FU	TESI200L	200	5	18-3/4	2-3/4 (70)	1-3/8
1/2	TESI250	TESI250FU	TESI250L	250	5	18-3/4	2-3/4 (70)	1-3/8
3/4	TESI500A	TESI500FUA	TESI500LA	500	10	29-7/8	3-1/4 (83)	1-25/32
3/4	TESI800A	TESI800FUA	TESI800LA	800	20	40-7/8	3-1/4 (83)	1-25/32
1	TESI1360**	TESI1360FU**	TESI1360L**	1,360	20	66-13/16	3-9/16 (91)	2-1/32
1	TESI2803	TESI2803FU†	TESI2803L†	2,800	50	80	4-13/32 (112)	2-1/8
1-1/2	TESI2805†	TESI2805FU†	—	2,800	50	80	4-25/32 (121)	2-3/8
1-1/2	—	TESI4000FU	TESI4000L	4,000	100	14 (356)	5-1/2 (140)	2-13/16

*Does not include square drive dimension.

†Includes separately packed 93TQPA 5" tubular extension handle.

Wrenches with a certificate of calibration are available by adding "C" to the end of the stock number.

Basic model = 1 needle Follow-Up = 2 needles Signal = signal light

**Includes separately packed 92TQPA 4" tubular extension handle.

Wrenches in chart do not include certificate of calibration.



TER175



TER175L

Combination US/Newton Meter Reading/Precise 1% Accuracy

Square Drive, inches	Stock No.	Follow-Up Models Stock No.	Light Signal Models Stock No.	Range, N•m	Increments, N•m	US Range	US Increments	Length, inches	Width, inches (mm)	Head Depth*, inches
1/4	TER1A	TER1FUA	TER1LA	1.7	.05	15 in-lb	.5 in-lb	9-29/32	2-11/16 (68)	1-1/4
1/4	TER3A	TER3FUA	TER3LA	3.5	0.1	30 in-lb	1 in-lb	9-29/32	2-11/16 (68)	1-1/4
1/4	TER6A	TER6FUA	—	8.4	0.2	75 in-lb	1 in-lb	9-29/32	2-11/16 (68)	1-1/4
3/8	TER12A	TER12FUA	TER12LA	17	.5	150 in-lb	5 in-lb	9-29/32	2-11/16 (68)	1-1/4
3/8	TER25A	TER25FUA	TER25LA	0-3,200 N•cm	50 N•cm	0-300 in-lb	5 in-lb	9-29/32	2-11/16 (68)	1-1/4
3/8	TER50A	TER50FUA	TER50LA	60	1	600 in-lb	20 in-lb	12-1/2	2-11/16 (68)	1-1/4
1/2	TER51	TER51FU	TER51L	60	1	600 in-lb	20 in-lb	15	2-11/16 (68)	1-5/16
1/2	TER100	TER100FU	TER100L	140	5	100 ft-lb	2 ft-lb	16	2-3/4 (70)	1-3/8
1/2	TER175	TER175FU	TER175L	230	10	175 ft-lb	5 ft-lb	18-3/4	2-3/4 (70)	1-3/8
3/4	TER352A	TER352FUA	TER352LA	480	10	350 ft-lb	5 ft-lb	29-7/8	3-1/4 (83)	1-3/8
3/4	TER602A	TER602FUA	TER602LA	800	20	600 ft-lb	20 ft-lb	40-7/8	3-1/4 (83)	1-25/32
1	TER1003**	—	TER1003L**	1,360	20	1,000 ft-lb	20 ft-lb	66-13/16	3-9/16 (91)	2-1/32

*Does not include square drive dimension.

Wrenches in chart do not include certificate of calibration.

Basic model = 1 needle Follow-Up = 2 needles Signal = signal light

All Snap-on® torque wrenches, drivers and testers are provided with a Certificate of Calibration (unless otherwise indicated).

All wrenches and drivers are calibrated per ASME® and ISO® standards for accuracy, from 20%–100% of full scale, using NIST® traceable equipment.

**Includes separately packed 92TQPA 4" tubular extension handle. Wrenches with a certificate of calibration are available by adding "C" to the end of the stock number.

TORQOMETER® TORQUE WRENCHES

TORQUE



TEX602TLA



85TQP



TEX2003TFU

US Reading/Standard 2% Accuracy

Optional "T" Bars/
Extension Handles

Input Drive Female Square, inches	Output Drive Male Square, inches	Follow-Up Models Stock No.	Light Signal Models Stock No.	US Range, ft-lb	US Increments, ft-lb	Length, inches	Width, inches	Head Depth*, inches	Increments, ft-lb	"T" Bar	Length, inches	Ext. Handle	Ext. Handle Length, inches
3/4	3/4	TEX602TFUA*	TEX602TLA*	600	10	9	3-1/4	3-3/4	—	81TQP	66	—	—
3/4	1	TEX1003TFUA	TEX1003TLA	1,000	10	9-7/8	3-5/8	4-1/8	—	81TQP	66	—	—
1	1	TEX1503TFU	TEX1503TL	1,500	25	10-7/8	4-3/8	4-7/16	—	82TQP	18	85TQP	31
1	1	TEX2003TFU	TEX2003TL	2,000	—	10-7/8	4-3/8	4-7/16	25	82TQP	—	85TQP	31
1	1-1/2	TEX2005TFU	TEX2005TL	2,000	25	10-7/8	4-3/8	4-7/16	—	82TQP	18	85TQP	31
1-1/2	1-1/2	TEX3005TFU	TEX3005TL	3,000	50	12	5-1/8	6-1/2	—	83TQP	18	87TQP	66
1-1/2	1-1/2	TEX4005TFU	TEX4005TL	4,000	50	12	5-1/8	6-1/2	—	84TQP	20	89TQP	72

Wrenches in chart do not include certificate of calibration. Wrenches with a certificate of calibration are available by adding "C" to the end of the stock number.

*T-Bar not included.

Basic model = 1 needle Follow-Up = 2 needles Signal = signal light.



TEC175



TEC175L

Combination US/Metric Reading/Standard 2% Accuracy

Square Drive, inches	Stock No.	Follow-Up Models Stock No.	Light Signal Models Stock No.	Metric Range, kg•m	Metric Increments, kg•m	US Range	US Increments	Length, inches	Width, inches (mm)	Head Depth*, inches
1/4	TEC1A	TEC1FUA	—	16	1	15 in-lb	.5 in-lb	1-1/4	2-11/16 (68)	1-1/4
1/4	TEC3A	TEC3FUA	—	35	1	30 in-lb	1 in-lb	9-29/32	2-11/16 (68)	1-1/4
1/4	TEC6A	TEC6FUA	—	90	2.5	75 in-lb	1 in-lb	9-29/32	2-11/16 (68)	1-1/4
3/8	TEC12A	TEC12FUA	TEC12LA	175	5	150 in-lb	5 in-lb	9-29/32	2-11/16 (68)	1-1/4
3/8	TEC25FA	TEC25FFUA	TEC25FLA	350	10	25 ft-lb	1 ft-lb	9-29/32	2-11/16 (68)	1-1/4
3/8	TEC50A	TEC50FUA	TEC50LA	700	20	600 in-lb	20 in-lb	12-1/2	2-11/16 (68)	1-1/4
1/2	TEC51	TEC51FU	TEC51L	700	20	600 in-lb	20 in-lb	15	2-11/16 (68)	1-5/16
1/2	TEC100	TEC100FU	TEC100L	14	.5	100 ft-lb	2 ft-lb	16	2-3/4 (70)	1-3/8
1/2	TEC175	TEC175FU	TEC175L	25	1	175 ft-lb	5 ft-lb	18-3/4	2-3/4 (70)	1-3/8
1/2	TEC250	TEC250FU	TEC250L	35	1	250 ft-lb	10 ft-lb	23-3/4	2-3/4 (70)	1-3/8
3/4	TEC352A	TEC352FUA	TEC352LA	50	1	350 ft-lb	10 ft-lb	29-7/8	3-1/4 (83)	1-25/32
3/4	TEC602A	TEC602FUA	TEC602LA	80	2	600 ft-lb	20 ft-lb	40-7/8	3-1/4 (83)	1-25/32
3/4	TEC803**	TEC803FU**	TEC803L**	110	2	800 ft-lb	25 ft-lb	66-13/16	3-9/16 (91)	2-1/32
1	—	—	TEC1003L	136	2	1,000 ft-lb	20 ft-lb	66-13/16	3-9/16 (91)	2-1/32
1	—	TEC1503FU†	TEC1503L†	200	5	1,500 ft-lb	25 ft-lb	80	4-13/32 (112)	2-1/8
1	—	TEC2003FU†	TEC2003L†	280	5	2,000 ft-lb	50 ft-lb	80	4-13/32 (112)	2-1/8
1-1/2	TEC2005	TEC2005FU†	TEC2005L†	280	5	2,000 ft-lb	50 ft-lb	80	4-13/32 (112)	2-13/16
1-1/2	TEC3005	TEC3005FU	TEC3005L	400	5	3,000 ft-lb	50 ft-lb	14 (356)	5-1/2 (140)	2-13/16

*Does not include square drive dimension.

Wrenches in chart do not include certificate of calibration.

Basic model = 1 needle Follow-Up = 2 needles Signal = signal light

**Includes separately packed 92TQPA 4' tubular extension handle.

Wrenches with a certificate of calibration are available.

†Includes separately packed 93TQPA 5' tubular extension handle.

- Do not exceed rated torque.
- Do not use to break fasteners loose.
- Periodic recalibration is needed to maintain accuracy.
- Do not use "cheater bars" on handles.
- Pull, do not push on handle.
- Do not force head against flex stops.
- Frequently inspect, clean, and lubricate ratchet mechanism with light oil.
- Do not replace worn parts individually; use entire contents of the service kit.
- Recalibrate every 6 months or more depending on use. ANSI B107.14M specifies that accuracy is maintained through 5000 cycles for click-type torque wrenches.
- Read Safety Precautions on pages W1-W4



TORQOMETER® TORQUE DRIVERS - 1/4" DRIVE



TQSC4FUA

Combination US/Metric Reading/Standard 2% Accuracy

Standard Follow-Up Models Stock No.	Increments	Length, inches	Range
TQSSC1FUA	.5 kg•cm/5 in-lb	5-1/4	17 kg•cm/15 in-lb
TQSSC2.5FUA	1.000 kg•cm/1.0 in-lb	5-1/4	35 kg•cm/30 in-lb
TQSSC4FUA	2 kg•cm/2 in-lb	5-1/4	56 kg•cm/50 in-lb
TQSSC6FUA	3 kg•cm/5 in-lb	5-1/4	90 kg•cm/75 in-lb
TQSC1FUA	.5 kg•cm/5 in-lb	7-3/4	17 kg•cm/15 in-lb
TQSC2.5FUA	1.000 kg•cm/1.0 in-lb	7-3/4	35 kg•cm/30 in-lb
TQSC4FUA*	2 kg•cm/2 in-lb	8-11/16	56 kg•cm/50 in-lb
TQSC6FUA*	—	—	90 kg/70 in-lb

Wrenches in chart do not include certificate of calibration. Wrenches with a certification of calibration are available by adding "C" to the end of the stock number. All wrenches include PB47 Storage Case. *Includes 1/4" internal square drive in handle.
 Basic model = 1 needle Follow-Up = 2 needles

T-HANDLE TORQOMETER® TORQUE WRENCHES



TEXC602TFUA



TEXC4005TL

Combination US/Metric Reading/Standard 2% Accuracy

Input Drive Female Square, inches	Output Drive Male Square, inches	Follow-Up Models Stock No.	Light Signal Models Stock No.	US Range, ft-lb	US Increments, ft-lb	Metric Range, kg•m	kg•m	Length, inches	Width, inches (mm)	Head Depth, inches	Optional "T" Bars/ Extension Handles			
											"T" Bar	"T" Bar Length, inches	Ext. Handle	Ext. Handle Length, inches
3/4	3/4	TEXC602TFUA	TEXC602TLA	600	20	80	2	9	3-1/4	3-3/4	81TQP	66	—	—
3/4	1	TEXC1003TFUA	TEXC1003TLA	1,000	20	136	2	9-7/8	3-5/8	4-1/8	81TQP	66	—	—
1	1	TEXC1503TFU	TEXC1503TL	1,500	25	200	5	10-7/8	4-3/8	4-7/16	82TQP	18	85TQP	31
1	1	TEXC2003TFU	TEXC2003TL	2,000	50	280	5	10-7/8	4-3/8	4-7/16	82TQP	18	85TQP	31
1	1-1/2	TEXC2005TFU	TEXC2005TL	2,000	50	280	5	10-7/8	4-3/8	4-7/16	82TQP	18	85TQP	31
1-1/2	1-1/2	TEXC3005TFU	TEXC3005TL	3,000	100	400	5	12	5-1/8	6-1/2	83TQP	18	87TQP	66
1-1/2	1-1/2	TEXC4005TFU	TEXC4005TL	4,000	100	550	10	12	5-1/8	6-1/2	84TQP	20	89TQP	72

Wrenches in chart do not include certificate of calibration. Wrenches with a certification of calibration are available by adding "C" to the end of the stock number.
 Basic model = 1 needle Follow-Up = 2 needles Signal = signal light

TORQOMETER® TORQUE WRENCHES – 1/4" DRIVE



TQS012A

US Reading Standard/2% Accuracy

Standard Basic Models Stock No.	Standard Follow-up Models Stock No.	Length, inches	Stubby Basic Models Stock No.	Stubby Follow-up Models Stock No.	Increments	Range
TQS1A	TQS1FUA	5-1/4	—	TQSS1FUA	4 in-oz/1/4 in-lb	192 in-oz/12 in-lb
TQS012A	TQS012FUA	5-1/4	TQSS012A	TQSS012FUA	1/2 in-oz/1/32 in-lb	24 in-oz/1.5 in-lb
TQS2A	TQS2FUA	5-1/4	TQSS2A	TQSS2FUA	8 in-oz/1/2 in-lb	384 in-oz/24 in-lb
TQS025A	TQS025FUA	5-1/4	TQSS025A	TQSS025FUA	1 in-oz/1/16 in-lb	48 in-oz/3 in-lb
TQS4A*	TQS4FUA*	5-1/4	TQSS4A	TQSS4FUA	1 in-lb	50 in-lb
TQS050A	TQS050FUA	5-1/4	TQSS050A	TQSS050FUA	2 in-oz/1/8 in-lb	96 in-oz/6 in-lb
—	TQSS25FUA	5-1/4	—	—	1 in-lb	75 in-lb
TQS6A*	TQS6FUA*	5-1/4	TQSS6A	TQSS6FUA	1 in-lb	75 in-lb
TQS008A	TQS008FUA	7-3/4	—	TQSS008FUA	1/2 in-oz	16 in-oz
TQS2.5A	TQS2.5FUA	7-3/4	TQSS2.5A	—	12 in-oz/1 in-lb	480 in-oz/30 in-lb
TQS004A	TQS004FUA	8-5/8	—	—	1/4 in-oz	8 in-oz

Wrenches in chart do not include certificate of calibration. Wrenches with a certification of calibration are available by adding "C" to the end of the stock number.
 All wrenches include PB47 Storage Case. *Includes 1/4" internal square drive in handle.
 Basic model = 1 needle Follow-up = 2 needles

TORQOMETER® TORQUE WRENCHES – 1/4" DRIVE

TORQUE

Combination US/Newton Meter Reading/Standard 2% Accuracy**

Standard Basic Models Stock No.	Length, inches	Standard Follow-up Models Stock No.	Stubby Basic Models Stock No.	Stubby Follow-up Models Stock No.	Range	Increments
—	5-1/4	—	TQSSI.055A	TQSSI.11FUA	.055 N•m	.001 N•m
TQSSI.11A	5-1/4	—	TQSSI.11A	—	.110 N•m	.005 N•m
TQSSI.34FUA	5-1/4	—	TQSI.34FUA	TQSSI.34FUA	.34 N•m	.01 N•m
—	5-1/4	—	—	TQSSI.70FUA	.70 N•m	.02 N•m
—	5-1/4	—	—	TQSSI.135FUA	1.35 N•m	.05 N•m
TQSI055A	5-1/4	TQSI055FUA	—	TQSSI055FUA	.055 N•m	.001 N•m
—	7-3/4	TQSR1FUA	—	—	1.6 N•m/15 in-lb	5 N•cm/.25 in-lb
—	7-3/4	TQSR2.5FUA	—	—	3.4 N•m/30 in-lb	.1 N•m/1 in-lb
—	7-3/4	TQSI135FUA	—	—	1.35 N•m	.05 N•m
—	8-11/16	TQSR4FUA*	—	—	5.5 N•m/50 in-lb	.1 N•m/1 in-lb
—	8-11/16	TQSR6FUA*	—	—	8.4 N•m/75 in-lb	.2 N•m/5 in-lb

*Includes 1/4" internal square drive in handle. **Precise 1% models are available on special order.
All wrenches include PB47 Storage Case.
ANSI® Spec. B107.300 applies to all these models.

Wrenches in chart do not include certificate of calibration.
Wrenches with a certificate of calibration are available by adding "C" to the end of the stock number.
Basic model = 1 needle Follow-up = 2 needles

Torque Angle Gauges

TA358† 3/8" Square Drive Torque Angle Gauge

- Determines angle controlled torque tightening
- Allows user to follow manufacturer's specifications
- Used on automotive, diesel and industrial equipment, plus head bolts and rod bolts on motorcycles

TA360† 1/2" Square Drive Torque Angle Gauge

- Allows user to follow manufacturer's specifications
- Calibrated in degrees in large, easy-to-read increments



TA358

TORQUE SCREWDRIVER



ATECHMS80M



ATECHMS100M

TechAngle® Electronic Torque Screwdriver

- Four alert modes (LCD, LED, Audible, Vibratory)
- Advanced features: programmable sleep timer, cycle counter, overload indication, calibration alert, battery level, language selection and torque record memory including 10 presets and storage for up to 50 records
- Three modes of operation: Torque, Angle, Torque Then Angle
- Displays in seven units of measure: in-lb, in-oz, ft-lb, Nm, Kg-cm, cNm and angle
- Guaranteed accuracy ±2% CW and 3% CCW at 20–100% of full scale (±4% CW and 6% CCW at 5–19% of full scale)

Stock No.		Range	Increments	Length, inches
ATECHMS80F	1/4" Hex Electronic Screwdriver (Tool Only)	4-80 in-lb (0.45–9 N•m)	.01 in-lb	7-1/2
ATECHMS80FK	1/4" Hex Electronic Screwdriver Kit	4-80 in-lb (0.45–9 N•m)	.01 in-lb	7-1/2
ATECHMS100F*	1/4" Hex Electronic Screwdriver (Tool Only)	5–100 in-oz	.01 in-lb	7-1/2
ATECHMS80M	1/4" Square Electronic Driver (Tool Only)	4-80 in-lb (0.45–9 N•m)	.01 in-lb	7-1/2
ATECHMS80NM	1/4" Square Electronic Driver Kit	4-80 in-lb (0.45–9 N•m)	.01 in-lb	7-1/2
ATECHMS80NF	1/4" Square Electronic Driver Kit	4-80 in-lb (0.45–9 N•m)	.01 in-lb	7-1/2
ATECHMS80MK	1/4" Square Electronic Driver Kit	4-80 in-lb (0.45–9 N•m)	.01 in-lb	7-1/2
ATECHMS100M†	1/4" Square Electronic Driver (Tool Only)	5–100 in-oz	.01 in-lb	7-1/2
ATECHMS100MK	1/4" Square Electronic Driver Kit	5–100 in-oz	.01 in-lb	7-1/2

*Scales are +/-3% CW and CCW (+/- 5% CW and +/-6% CCW) at 5–19% of full scale.

ASME B107.300-2010

MSTECHHDL Electronic Driver L-Handle

- T-handle for assisted turning above 40 in-lb



MSTECHHDL

- Do not exceed rated torque.
- Do not use to break fasteners loose.
- Periodic recalibration is needed to maintain accuracy.
- †These products can expose you to chemicals which are known to the state of California to cause cancer and reproductive harm. See pages P1–P2 for details.
- Read Safety Precautions on pages W1–W4



TORQUE DRIVERS



QDRIVER1P

Preset Torque Screwdrivers

- Ideal for low-torque assemblies and precision application
- Drivers accept all standard 1/4" hex screwdriver bits
- Cam over torque limiting clutch-free wheels when set torque is achieved
- Accuracy is $\pm 6\%$ from 20–100% of full scale in clockwise direction only for all drivers in series
- Lightweight construction features aluminum body with steel shank
- Comfortable ergonomic tri-lobe grip and magnetic bit retention
- Textured body provides a nonslip grip
- Not supplied with Certificate of Calibration
- When ordering, user must designate desired torque rating to be set

Stock No.	Range, minimum	Range, maximum	Length, inches
QDRIVER1P	6 in-oz (4 N•cm)	32 in-oz (22 N•cm)	4-9/16
QDRIVER2P	10 in-oz (7 N•cm)	100 in-oz (70 N•cm)	5-5/8
QDRIVER3P	1.5 in-lb (16 N•cm)	15 in-lb (169 N•cm)	5-5/8
QDRIVER4P	4 in-lb (45 N•cm)	40 in-lb (451 N•cm)	6

ASME® B107.300-2010 Type III, Class A, Style 2, Design A



QDRIVER2

Adjustable Torque Screwdrivers

- Ideal for low-torque assemblies, precision applications and dash/under dash work on most domestic and imported vehicles
- Drivers accept all standard 1/4" hex screwdriver bits
- Cam over torque limiting clutch-free wheels when set torque is achieved
- Accuracy is $\pm 6\%$ from 20–100% of full scale in clockwise direction only for all drivers in series
- Lightweight construction features body with steel shank
- Comfortable ergonomic tri-lobe grip and magnetic bit retention
- Textured body provides a nonslip grip

Stock No.	Range	Increments	Length, inches
QDRIVER2	20–100 in-oz (14–70 N•cm)	1 in-oz	5-7/16
QDRIVER3	3–15 in-lb (34–169 N•cm)	0.2 in-lb	6-1/4
QDRIVER4	5–40 in-lb (56–451 N•cm)	0.5 in-lb	6-11/16
QDRIVER4NM	50–450 N•cm	5.0 N•cm	6-11/16

ASME® B107.300-2010 Type III, Class A, Style 1, Design A



QDTPMS35

TPMS Torque Screwdriver

Stock No.	Description	Range, Dedicated	Overall Length, inches	Accuracy
QDTPMS35	TPMS Adjustable Torque Screwdriver	4 in-lb, 12 in-lb, 35 in-lb	6-5/8	$\pm 6\%$

QDTPMS35 TPMS Adjustable Torque Screwdriver

- Highly accurate torque tool intended for maintaining or installing popular styles of tire pressure monitoring sensors
- Manufactured from aircraft-grade aluminum
- Dedicated torque measurements for popular TPMS ratings (4, 12, 35 in-lb)



QDRIVER2A

Adjustable Torque Drivers (1/4" Square Drive)

Stock No.	Range	Increments	Length, inches
QDRIVER2A	20–100 in-oz (14–70 N•cm)	1 in-oz	5-7/16
QDRIVER3A	3–15 in-lb (34–169 N•cm)	0.2 in-lb	6-1/4
QDRIVER4A	5–40 in-lb (56–451 N•cm)	0.5 in-lb	6-11/16
QDRIVER4NMA	50–450 N•cm	5 N•m	6-11/16

Torque Limiting Drivers

Stock No.	Range, minimum	Range, maximum	Increments	Length, inches
QTS135	5 in-lb	35 in-lb	0.5 in-lb	7
QTSP135	5 in-lb	35 in-lb	0.5 in-lb	7-1/2

QTSP135 US Preset Limiting Driver

- Clutch mechanism to help prevent over-torquing by allowing free rotation upon reaching the set torque
- Ideal selection for assembly line work where the same requirement is constant
- Can be reset at different torque values or readjusted for accuracy whenever necessary with a torque tester
- Torque limit is pre-set at the factory so when ordering, user must designate desired torque rating to be set

QTS135 Adjustable Limiting Driver

- Micrometer-type adjustment
- Clutch allows 25° of free rotation upon reaching the set torque
- Guaranteed accuracy: within ±4% of setting from 20% of capacity to full capacity clockwise and counterclockwise



QTSP135

INTERCHANGEABLE HEADS



QC11200

Torque Wrench Bodies/Adjustable

- Interchangeable heads permit ratcheting, fixed- or open-end torquing capability with either adjustable or preset torque wrench bodies
- A push of the locking pin provides quick-change action, with a wide range of head styles to choose from
- Adjustable models provide quick torque settings across the scale range while preset models are dedicated to a single torque measurement (good for repetitive assembly operations)
- Slim-profile allows access to tight areas
- Micrometer-style adjustment for fast, accurate torque setting
- All QC series interchangeable torque wrenches are accurate to ±4% clockwise and ±6% counterclockwise from 20–100% of full scale
- Tube scales are roll-marked for better permanency and visibility

Stock No.	Model	Shank (dia.)	Range	Increments	Length, inches
QC11200	Adjustable	J (0.425")	40–200 in-lb	1 in-lb	9-3/8
QC2175	Adjustable	J (0.425")	5–75 ft-lb	.5 ft-lb	13



QC3P200



QC4P300

Torque Wrench Bodies/Preset

Stock No.	Model	Shank (dia.)	Range	Length, inches
QC1P60	Preset	J (0.425")	10–60 in-lb (1.1–6.8 N•m)	6
QC1P100	Preset	J (0.425")	15–100 in-lb (1.7–11.3 N•m)	8
QC1P300	Preset	J (0.425")	60–300 in-lb (6.8–33.9 N•m)	10
QC2P75	Preset	J (0.425")	5–75 ft-lb (7–100 N•m)	11
QC3P150	Preset	Y (0.560")	30–150 ft-lb (41–203 N•m)	23
QC3P200	Preset	Y (0.560")	40–200 ft-lb (55–270 N•m)	23
QC4P300	Preset	X (0.735")	60–300 ft-lb (82–400 N•m)	27

No calibration certificates on preset torque bodies



WARNING

- Do not exceed rated torque.
- Do not use to break fasteners loose.
- Periodic recalibration is needed to maintain accuracy.
- Read Safety Precautions on pages W1–W4

INTERCHANGEABLE HEADS



QD2IN50A



QD3IN200B



QD2IN100A

Torque Wrench Bodies/Adjustable/Dual Range

- Plug-and-play system of interchangeable heads are consistently sized from pin to the center of the fastener, so no adjustment calculations are needed
- Minimal friction “hour glass” cam retains and releases lubricant where needed to reduce friction
- Push buttons for quick-release of interchangeable head
- Positive stop ensures the instrument cannot be accidentally disassembled if wound down past scale
- Each instrument comes in a molded storage case for long-term protection
- Tube scales are roll-marked for better permanency and visibility
- Includes certificate of calibration

Stock No.	Range, N•m	Range, ft-lb	Increments	Shank Type	Weight, lb (kg)	Length, inches (mm)
QD2IN50A	10–50	9.2–35.0	0.5 N•m/0.4 ft-lb	J	2.3 (1.12)	14-1/2 (368)
QD2IN100A	20–100	16.6–71.9	0.5 N•m/0.4 ft-lb	J	2.3 (1.12)	14-1/2 (368)
QD3IN200B	40–200	37–140	2 N•m/1.2 ft-lb	Y	3.36 (1.64)	23 (584)
QD3IN350A	70–350	59–251	2 N•m/1.2 ft-lb	X	3.36 (1.64)	23 (584)
QD4IN800A	150–800	129–572	5 N•m/4.3 ft-lb	Z	11.14 (5.46)	41-1/2 (1,054)

ASME® B107.300



QJD8SL-72

Square Drive Heads/Ratcheting

Square Drive, inches	J (0.425")	Y (0.560")	X (0.735")	Z (0.990")	Head O.D., inches	Depth, inches	Repair Kit
1/4	QJD8A-72	—	—	—	15/16	7/16	RKRT72A
1/4	QJD8SL-72	—	—	—	15/16	7/16	RKRT72A
3/8	QYD12A-80**	—	—	—	1-1/4	9/16	RKRF80
3/8	QYD12SL-80	—	—	—	1-1/4	9/16	RKRF80
3/8	—	QJD12A-80**	—	—	1-1/4	9/16	RKRF80
3/8	—	QJD12SL-80	—	—	1-1/4	9/16	RKRF80
3/8	—	—	QXD12A-80	—	1-1/4	9/16	RKRF80
1/2	QJD16A**	—	—	—	1-5/8	3/4	RKRS936
1/2	QJD16SL	—	—	—	1-5/8	3/4	RKRS80A
1/2	—	QYD16A**	—	—	1-5/8	3/4	RKRS936
1/2	—	QYD16SL	—	—	1-5/8	3/4	RKRS80A
1/2	—	—	QXD16A**	—	1-5/8	3/4	RKRS80A
3/4	—	—	QXD24A	—	2-1/2	1-1/4	RKRQC4
3/4	—	—	—	QZD24BDP	2-1/2	1-1/4	RKRQC4
1	—	—	—	QZD32BDP	2-1/2	1-1/2	RKRQC5

**U.S. Patents 4,934,220 and 6,125,722 apply to this ratchet head.

Value in parentheses in chart is the Maximum Recommended Working Torque, ft-lb

Center of Fastener to Retaining Pin

QYD Series – 3.00"

QXD Series – 4.50"

QZD Series – 5.75"

QJD-SL Series – 3.5"

QYD-SL Series – 4.43"

Allow use of torque wrench bodies on previous page with sockets, crowfoot wrenches or other similar attachment



QJSD8A

Square Drive Heads/Fixed

Square Drive, inches	J (0.425")	Y (0.560")	X (0.735")	Z (0.990")	Head O.D., inches	Head Depth, inches
1/4	QJSD8A	—	—	—	5/8	3/4
3/8	QJSD12A	QYSD12A	—	—	1	1
1/2	QJSD16A	QYSD16A	QXSD16A	—	1	1-1/4
3/4	—	—	QXSD24A	QZSD24ADP	1-1/2	2
1	—	—	QXSD32A	QJSD8A	1-3/4	2-1/4

Value in parentheses is the Maximum Recommended Working Torque, ft-lb

Center of Fastener to Retaining Pin

QJD Series – 2.50"

QYD Series – 3.00"

QXD Series – 4.50"

QZD Series – 5.75"

Allow use of torque wrench bodies on previous page with sockets, crowfoot wrenches or other similar attachments

INTERCHANGEABLE HEADS



QJBOERM10A



QJBOER12A

Ratcheting Box End Heads, 12-Point, mm

Center of Fastener to Retaining Pin
 QJBOER Series – 2.50"
 QYBOER Series – 3.0"

mm	J (0.425")	Y (0.560")	Head O.D., mm	Head Depth, mm
10	QJBOERM10A	—	21.5	8
13	QJBOERM13A	—	25	10
15	QJBOERM15A	—	28.5	11
16	QJBOERM16A	QYBOERM16A	30.5	11
17	QJBOERM17A	—	32	12
18	QJBOERM18A	QYBOERM18A	34.5	12
19	QJBOERM19A	—	41.7	12.9
22	QJBOERM22A	—	41.7	14.5
24	QJBOERM24A	QYBOERM24A	46.5	15.5

Ratcheting Box End Heads, 12-Point, inches

Center of Fastener to Retaining Pin
 QJBOER Series – 2.50"
 QYBOER Series – 3.0"

	J (0.425")	Y (0.560")	Head O.D., inches	Head Depth, inches
3/8	QJBOER12A	—	27/32	5/16
7/16	QJBOER14A	—	7/8	11/32
1/2	QJBOER16A	—	1-1/32	1/4
9/16	QJBOER18A	—	1-1/16	13/32
5/8	QJBOER20A	QYBOER20A	1-3/16	7/16
11/16	—	QYBOER22A	1-1/4	15/32
3/4	QJBOER24A	QYBOER24A	1-7/16	1/2

INTERCHANGEABLE HEAD, CLICK-TYPE TORQUE WRENCHES



QJXD14A



QYXB24A

Box End Heads, 0° Offset, 12-Point, inches

Center of fastener to retaining pin:
 • QJXD Series: 2.50"
 • QYXD Series: 3.00"
 • QXXD Series: 4.50"

	Stock No.	Shank (dia.)	Maximum Recommended Working Torque, ft-lb
3/8	QJXD12A	J (0.425")	60
7/16	QJXD14A	J (0.425")	60
1/2	QJXD16A	J (0.425")	60
9/16	QJXD18A	J (0.425")	60
5/8	QYXD20A	Y (0.560")	160
11/16	QJXD22A	J (0.425")	60
11/16	QYXD22A	Y (0.560")	160
3/4	QJXD24A	J (0.425")	60
3/4	QYXD24A	Y (0.560")	160
7/8	QJXD28A	J (0.425")	60
15/16	QJXD30A	J (0.425")	60
15/16	QYXD30A	Y (0.560")	160
1	QJXD32A	J (0.425")	60

Box End Heads, 10° Offset, 12-Point, inches

Center of fastener to retaining pin:
 • QJXB Series: 2.50"
 • QYXB Series: 3.00"
 • QXXB Series: 4.50"

	Stock No.	Shank (dia.)	Maximum Recommended Working Torque, ft-lb
1/2	QJXB16A	J (0.425")	60
9/16	QJXB18A	J (0.425")	60
5/8	QJXB20A	J (0.425")	60
5/8	QYXB20A	Y (0.560")	160
11/16	QJXB22A	J (0.425")	60
3/4	QJXB24A	J (0.425")	60
3/4	QYXB24A	Y (0.560")	160
7/8	QYXB28A	Y (0.560")	160
15/16	QYXB30A	Y (0.560")	160
1	QYXB32A	Y (0.560")	160
1-1/8	QYXB36A	Y (0.560")	160
1-3/8	QXXB44A	X (0.735")	240
1-1/2	QXXB48A	X (0.735")	240




- Frequently inspect, clean, and lubricate all non-sealed ratchet mechanisms with light oil.
- Do not replace worn parts individually; use entire contents of the service kit.
- Do not exceed rated torque.
- Do not use to break fasteners loose.
- Periodic recalibration is needed to maintain accuracy.
- Read Safety Precautions on pages W1-W4

INTERCHANGEABLE HEAD, CLICK-TYPE TORQUE WRENCHES

Box End Heads, 10° Offset, 12-Point, mm

Center of fastener to retaining pin:

- QJXBM Series: 2.50"
- QYXBM Series: 3.00"

	Stock No.	Shank (dia.)	Maximum Recommended Working Torque, ft-lb
11	QJXBM11A	J (0.425")	60
12	QJXBM12A	J (0.425")	60
13	QJXBM13A	J (0.425")	60
14	QJXBM14A	J (0.425")	60
16	QJXBM16A	J (0.425")	60
18	QJXBM18A	J (0.425")	60
19	QJXBM19A	J (0.425")	60
18	QYXBM18A	Y (0.560")	160
24	QYXBM24A	Y (0.560")	160
28	QYXBM28A	Y (0.560")	160

Box End Heads, 40° Bend, 12-Point, mm



Size, mm	Stock No.	Shank (dia.)	Center of Fastener to Retaining Pin
18	QYSBXM18A	Y (0.560")	QYSBXM Series – 3.00"
24	QYSBXM24A	Y (0.560")	QYSBXM Series – 3.00"

ISO/IZO Ratchet Head Inserts

Stock No.	Square Drive, inches (mm)	Width, mm	Insert Size, mm	Max Recommended Working Torque, N•m
IZTRAT9X12	1/4 (6)	37	9 x 12	25
IZFRAT9X12	3/8 (10)	38	9 x 12	160
IZSRAT9X12	1/2 (13)	38	9 x 12	160
IZSRAT14X18	1/2 (13)	40	14 x 18	265
IZLRAT14X18	3/4 (19)	40	14 x 18	960
QIZ16Q14X18	1/2 (13)	40	14 x 18	265

IZO Torque Insert Heads

Stock No.	Description (Chart)
IZ70E9X12	7 mm OE insert 9 x 12
IZ80E9X12	8 mm OE insert 9 x 12
IZ90E9X12	9 mm OE insert 9 x 12
IZ100E9X12	10 mm OE insert 9 x 12
IZ110E9X12	11 mm OE insert 9 x 12
IZ130E9X12	13 mm OE insert 9 x 12
IZ140E9X12	14 mm OE insert 9 x 12
IZ150E9X12	15 mm OE insert 9 x 12
IZ160E9X12	16 mm OE insert 9 x 12
IZ170E9X12	17 mm OE insert 9 x 12
IZ180E9X12	18 mm OE insert 9 x 12
IZ190E9X12	19 mm OE insert 9 x 12
IZ130E14X18	13 mm OE insert 14 x 18
IZ140E14X18	14 mm OE insert 14 x 18
IZ150E14X18	15 mm OE insert 14 x 18

Stock No.	Description (Chart)
IZ170E14X18	17 mm OE insert 14 x 18
IZ180E14X18	18 mm OE insert 14 x 18
IZ190E14X18	19 mm OE insert 14 x 18
IZ220E14X18	22 mm OE insert 14 x 18
IZ240E14X18	24 mm OE insert 14 x 18
IZ270E14X18	27 mm OE insert 14 x 18
IZ300E14X18	30 mm OE insert 14 x 18
IZ320E14X18	32 mm OE insert 14 x 18
IZ360E14X18	36 mm OE insert 14 x 18
IZ10IR9X12	10 mm Insert Ring 9 x 12
IZ11IR9X12	11 mm Insert Ring 9 x 12
IZ12IR9X12	12 mm Insert Ring 9 x 12
IZ13IR9X12	13 mm Insert Ring 9 x 12
IZ14IR9X12	14 mm Insert Ring 9 x 12
IZ15IR9X12	15 mm Insert Ring 9 x 12

Stock No.	Description (Chart)
IZ17IR9X12	17 mm Insert Ring 9 x 12
IZ19IR9X12	19 mm Insert Ring 9 x 12
IZ13IR14X18	13 mm Insert Ring 14 x 18
IZ14IR14X18	14 mm Insert Ring 14 x 18
IZ15IR14X18	15 mm Insert Ring 14 x 18
IZ17IR14X18	17 mm Insert Ring 14 x 18
IZ19IR14X18	19 mm Insert Ring 14 x 18
IZ22IR14X18	22 mm Insert Ring 14 x 18
IZ24IR14X18	24 mm Insert Ring 14 x 18
IZ27IR14X18	27 mm Insert Ring 14 x 18
IZ30IR14X18	30 mm Insert Ring 14 x 18
IZ32IR14X18	32 mm Insert Ring 14 x 18
IZ36IR14X18	36 mm Insert Ring 14 x 18
IZW19X12	Welding insert 9 x 12
IZW14X18	Welding insert 14 x 18

INTERCHANGEABLE HEAD

Thin Open End Heads, inches




QJ022ARTH60

Center of fastener to retaining pin:

- QJO Series: 2.50"
- QYO Series: 3.00"

	Stock No.	Shank (dia.)	Maximum Recommended Working Torque, ft-lb
11/16	QJO22ARTH60	J (0.425")	60
7/8	QJO28ARTH	J (0.425")	60
15/16	QJO30ARTH	J (0.425")	60
1	QJO32ARTH	J (0.425")	60
1-1/16	QJO34ARTH	J (0.425")	60
1-1/8	QJO36ARTH	J (0.425")	60
1-3/16	QJO38ARTH	J (0.425")	60
1-1/4	QJO40ARTH	J (0.425")	60
1-3/8	QJO44ARTH	J (0.425")	60
1-1/2	QJO48ARTH	J (0.425")	60
1-9/16	QJO50ARTH	J (0.425")	60
1-5/8	QJO52ARTH	J (0.425")	60
1-3/4	QJO56ARTH	J (0.425")	60

	Stock No.	Shank (dia.)	Maximum Recommended Working Torque, ft-lb
1-7/8	QJO60ARTH	J (0.425")	60
2	QJO64ARTH	J (0.425")	60
2-1/16	QJO66ARTH	J (0.425")	60
2-11/16	QJO86ARTH	J (0.425")	60
15/16	QYO30ARTH	Y (0.560")	160
1-1/16	QYO34ARTH	Y (0.560")	160
1-5/8	QYO52ARTH	Y (0.560")	160
1-3/4	QYO56ARTH	Y (0.560")	160
1-7/8	QYO60ARTH	Y (0.560")	160
2	QYO64ARTH	Y (0.560")	160
2-1/8	QYO68ARTH	Y (0.560")	160
2-1/4	QYO72ARTH	Y (0.560")	160

Open End Heads, mm

mm	J (0.425")	Y (0.560")	X (0.735")	Z (0.990") Dual Pins	O.D., mm	Head Depth, mm
6	QJOM6A (5)	—	—	—	13	4
7	QJOM7A (6)	—	—	—	15	4
8	QJOM8A (10)	—	—	—	17	4
9	QJOM9A (14)	—	—	—	19	5
10	QJOM10A (22)	—	—	—	21	5
11	QJOM11A (33)	—	—	—	23	6
12	QJOM12A (36)	—	—	—	25	6
13	QJOM13A (41)	—	—	—	27	6
14	QJOM14A (55)	QYOM14A (55)	—	—	29	7
15	QJOM15A (60)	QYOM15A (74)	—	—	31	7
16	QJOM16A (60)	QYOM16A (88)	—	—	33	7
17	QJOM17A (60)	QYOM17A (103)	QXOM17A (103)	—	35	8
18	QJOM18A (60)	QYOM18A (115)	QXOM18A (115)	—	37	8
19	QJOM19A (60)	QYOM19A (138)	QXOM19A (138)	—	39	9
20	QJOM20A (60)	QYOM20A (160)	QXOM20A (160)	—	41	9
21	QJOM21A (60)	QYOM21A (160)	QXOM21A (180)	—	43	9
22	QJOM22A (60)	QYOM22A (160)	QXOM22A (206)	—	46	10
23	QJOM23A (60)	QYOM23A (160)	QXOM23A (229)	—	47	10
24	QJOM24A (60)	QYOM24A (160)	QXOM24A (240)	QZOM24ADP (250)	49	11
25	QJOM25A (60)	QYOM25A (160)	QXOM25A (240)	QZOM25ADP (275)	52	11
26	QJOM26A (60)	QYOM26A (160)	QXOM26A (240)	QZOM26ADP (298)	53	11
27	QJOM27A (60)	QYOM27A (160)	QXOM27A (240)	QZOM27ADP (319)	55	12
29	QJOM29A (60)	QYOM29A (160)	QXOM29A (240)	QZOM29ADP (379)	58	12
30	QJOM30 (60)	QYOM30A (160)	QXOM30A (240)	QZOM30ADP (413)	61	13
32	QJOM32 (60)	QYOM32A (160)	QXOM32A (240)	QZOM32ADP (480)	65	14
34	—	QYOM34A (160)	QXOM34A (240)	QZOM34ADP (480)	68	14
36	QJOM36A (60)	QYOM36A (160)	QXOM36A (240)	QZOM36ADP (480)	74	15
41	—	QYOM41 (160)	QXOM41A (240)	QZOM41ADP (480)	83	18
46	—	—	QXOM46A (240)	QZOM46ADP (480)	93	19
49	—	—	—	—	86	18
50	—	—	—	QZOM50ADP (480)	102	20
55	—	—	QXOM55A (240)	QZOM55ADP (480)	113	23
60	—	—	—	QZOM60ADP (480)	125	27
65	—	—	—	QZOM65ADP (480)	130	26
70	—	—	—	QZOM70ADP (480)	169	31

Value in parentheses is the Maximum Recommended Working Torque, ft-lb



QJOM27A

Center of fastener to retaining pin:

- QJOM Series: 2.50"
- QYOM Series: 3.00"
- QXOM Series: 4.50"
- QZOM Series: 5.75"



- Do not exceed rated torque.
- Do not use to break fasteners loose.
- Periodic recalibration is needed to maintain accuracy.
- Read Safety Precautions on pages W1-W4

INTERCHANGEABLE HEADS




QJO28A



QZO38ADP

Open End Heads, inches


		J (0.425")	Y (0.560")	X (0.735")	Z (0.990") Dual Pins	Head Depth, inches	O.D., inches
1/4		QJO8A (5)	—	—	—	9/64	17/32
9/32		QJO9A (7)	—	—	—	5/32	21/32
5/16		QJO10A (9)	—	—	—	11/64	21/32
3/8		QJO12A (18)	—	—	—	11/64	25/32
7/16		QJO14A (26)	—	—	—	11/64	29/32
1/2		QJO16A (34)	QYO16A (58)	—	—	11/64	1-1/16
9/16		QJO18A (58)	QYO18A (58)	—	—	9/32	1-1/16
5/8		QJO20A (60)	QYO20A (70)	—	—	9/32	1-5/16
11/16		QJO22A (60)	QYO22A (99)	—	—	5/16	1-7/16
3/4		QJO24A (60)	QYO24A (125)	QXO24A (125)	—	11/32	1-19/32
13/16		QJO26A (60)	QYO26A (160)	QXO26A (164)	—	3/8	1-23/32
7/8		QJO28A (60)	QYO28A (160)	—	—	3/8	1-23/32
15/16		QJO30A (60)	QYO30A (160)	QXO30A (200)	—	13/32	1-29/32
1		QJO32A (60)	QYO32A (160)	QXO32A (240)	QZO32ADP (298)	7/16	2-1/32
1-1/16		QJO34A (60)	QYO34A (160)	QXO34A (240)	QZO34ADP (480)	15/32	2-3/16
1-1/8		QJO36A (60)	QYO36A (160)	QXO36A (240)	QZO36ADP (367)	15/32	2-5/16
1-3/16		QJO38A (60)	QYO38A (160)	QXO38A (240)	QZO38ADP (433)	15/32	2-5/16
1-1/4		QJO40A (60)	QYO40A (160)	QXO40A (240)	QZO40ADP (480)	17/32	2-9/16
1-5/16		—	QYO42A (160)	QXO42A (240)	QZO42ADP (480)	9/16	2-21/32
1-3/8		QJO44A (60)	QYO44A (160)	QXO44A (240)	QZO44ADP (480)	19/32	2-3/16
1-7/16		—	QYO46A (160)	QXO46A (240)	QZO46ADP (480)	19/32	3
1-1/2		QJO48A (60)	QYO48A (160)	QXO48A (240)	QZO48ADP (480)	5/8	3-1/16
1-9/16		—	QYO50A (160)	QXO50A (240)	QZO50ADP (480)	21/32	3-3/16
1-5/8		QJO52A (60)	QYO52A (160)	QXO52A (240)	QZO52ADP (480)	11/16	3-11/32
1-11/16		—	—	QXO54A (240)	QZO54ADP (480)	23/32	3-13/32
1-3/4		—	QYO56A (240)	QXO56A (240)	QZO56ADP (480)	23/32	3-9/16
1-13/16		—	—	QXO58A (240)	QZO58ADP (480)	13/32	3-21/32
1-7/8		—	QYO60A (240)	QXO60A (240)	QZO60ADP (480)	25/32	3-13/16
2		—	—	QXO64A (240)	QZO64ADP (480)	27/32	4-1/16
2-1/8		—	—	QXO68A (240)	QZO68ADP (480)	27/32	4-3/16
2-1/4		—	QYO72 (240)	—	QZO72ADP (480)	15/16	4-9/16
2-3/8		—	—	—	QZO76ADP (480)	—	—
2-1/2		—	—	—	QZO80ADP (480)	1	5-1/16
2-7/8		—	QYO92 (240)	—	—	5/8	5-31/32

Value in parentheses is the Maximum Recommended Working Torque, ft-lb

Center of fastener to retaining pin:

- QJO Series: 2.50"
- QYO Series: 3.00"
- QXO Series: 4.50"
- QZO Series: 5.75"

Box End Heads, 15° offset, 12-Point, inches

	J (0.425")	X (0.735")	Y (0.560")	Z (0.990")	O.D., inches	Head Depth, inches
7/32	QJX7A (10)	—	—	—	13/32	3/16
1/4	QJX8A (18)	—	—	—	13/32	3/16
9/32	QJX9A (41)	—	—	—	13/32	3/16
5/16	QJX10A (41)	—	—	—	1/2	7/32
3/8	QJX12A (60)	—	—	—	9/32	1/4
7/16	QJX14A (60)	—	QYX14A (60)	—	21/32	5/16
1/2	QJX16A (60)	—	QYX16A (75)	—	3/4	11/32
9/16	QJX18A (60)	—	QYX18A (112)	—	27/32	3/8
5/8	QJX20A (60)	QXX20A (171)	QYX20A (160)	—	15/16	13/32
11/16	QJX22A (60)	QXX22A (200)	QYX22A (160)	—	1-1/32	7/16
3/4	QJX24A (60)	QXX24A (219)	QYX24A (160)	—	1-1/8	15/32
13/16	QJX26A (60)	QXX26A (240)	QYX26A (160)	QZX26A (275) QZX26ADP (275)	1-3/16	17/32
7/8	QJX28A (60)	QXX28A (240)	QYX28A (160)	—	1-9/32	9/16
15/16	QJX30A (60)	QXX30A (240)	QYX30A (160)	QZX30A (300) QZX30ADP (300)	1-3/8	19/32
1	QJX32A (60)	QXX32A (240)	QYX32A (160)	—	1-15/32	21/32
1-1/16	—	QXX34A (240)	—	—	1-9/16	11/16
1-1/16	QJX34A (60)	—	QYX34A (160)	QZX34ADP (300)	1-9/16	11/16
1-1/8	—	QXX36A (240)	QYX36A (160)	QZX36ADP (480)	1-5/8	11/16
1-3/16	—	QXX38A (240)	QYX38A (160)	QZX38ADP (480)	1-3/4	11/16
1-1/4	QJX40A (60)	QXX40A (240)	QYX40A (160)	QZX40ADP (480)	1-9/16	11/16
1-5/16	—	QXX42A (240)	QYX42A (160)	QZX42ADP (480)	1-29/32	3/4
1-3/8	—	QXX44A (240)	QYX44A (160)	QZX44ADP (480)	2	3/4
1-7/16	—	QXX46A (240)	—	QZX46ADP (480)	2-1/16	7/8
1-1/2	—	QXX48A (240)	QYX48A (160)	QZX48ADP (480)	2-5/32	7/8
1-9/16	—	QXX50A (240)	—	QZX50ADP (480)	2-1/4	7/8
1-5/8	—	QXX52A (240)	QYX52A (160)	QZX52ADP (480)	2-11/32	7/8
1-11/16	—	QXX54A (240)	—	—	2-7/16	7/8
1-11/16	—	—	—	QZX54ADP (480)	2-7/16	7/8
1-3/4	—	QXX56A (240)	—	QZX56ADP (480)	2-17/32	1-1/32
1-13/16	—	QXX58A (240)	—	QZX58ADP (480)	2-5/8	1-1/32
1-7/8	—	QXX60A (240)	—	QZX60ADP (480)	2-11/32	1-1/32
2	—	QXX64A (240)	—	QZX64ADP (480)	2-7/8	1-1/32
2-1/16	—	—	—	QZX66ADP (480)	2-21/32	1-3/16
2-1/8	—	—	—	QZX68ADP (480)	3-1/16	1-3/16
2-3/8	—	—	—	QZX70ADP (240)	3-1/8	1-1/8
2-1/4	—	—	—	QZX72ADP (480)	3-7/32	1-3/16
2-3/8	—	—	—	QZX76ADP (480)	3-13/32	1-9/32
2-1/2	—	—	—	QZX80A (480) QZX80ADP (480)	3-19/32	1-5/16
2-9/16	—	—	—	QZX82A (480)	—	—

Value in parentheses is the Maximum Recommended Working Torque, ft-lb



QJX7A

Center of fastener to retaining pin:

- QJX Series – 2.50"
- QYX Series – 3.00"
- QXX Series – 4.50"
- QZX Series – 5.75"

Adaptor


QZD32A-1 Z Shank to 1" Drive Adapter

- Adaptor Z Shank to 1" Drive



QZD32A-1

Ratcheting Flare Nut Heads, 12-Point, mm

	Stock No.	Shank (dia.)
16	RTWHM16J	J (0.425")
16	RTWHM16JSL	J (0.425")



RTWHM16JSL



- Do not exceed rated torque.
- Do not use to break fasteners loose.
- Read Safety Precautions on pages W1-W4

INTERCHANGEABLE HEADS




QJXM9A



QXXM18A

Box End Heads, 12-Point, mm

	J (0.425")	X (0.735")	Y (0.560")	Z (0.990") Dual Pins	Head Depth, mm	O.D., mm
6	QJXM6A (15)	—	—	—	5	11
7	QJXM7A (20)	—	—	—	5	11
8	QJXM8A (22)	—	—	—	6	13
9	QJXM9A (30)	—	—	—	6	14
10	QJXM10A (53)	—	—	—	7	15
11	QJXM11A (59)	—	—	—	8	17
12	QJXM12A (60)	—	—	—	8	18
13	QJXM13A (60)	—	—	—	9	20
14	QJXM14A (60)	QXXM14A (117)	QYXM14A (117)	—	9	21
15	QJXM15A (60)	—	QYXM15A (148)	—	10	22
16	QJXM16A (60)	QXXM16A (183)	QYXM16A (160)	—	10	24
17	QJXM17A (60)	QXXM17A (197)	QYXM17A (160)	—	11	25
18	QJXM18A (60)	QXXM18A (224)	QYXM18A (160)	—	12	27
19	QJXM19A (60)	QXXM19A (238)	QYXM19A (160)	—	12	28
20	QJXM20A (60)	QXXM20A (240)	QYXM20A (160)	—	13	30
21	QJXM21A (60)	QXXM21A (240)	QYXM21A (160)	—	13	31
22	QJXM22A (60)	QXXM22A (240)	QYXM22A (160)	—	14	32
23	QJXM23A (60)	QXXM23A (240)	QYXM23A (160)	—	15	34
24	QJXM24A (60)	QXXM24A (240)	QYXM24A (160)	QZXM24ADP (375)	15	35
25	—	QXXM25A (240)	—	QZXM25ADP (413)	16	37
26	QJXM26A (60)	—	QYXM26A (160)	—	16	38
27	QJXM27A (60)	QXXM27A (240)	QYXM27A (160)	QZXM27ADP (480)	17	39
29	—	QXXM29A (240)	QYXM29A (160)	QZXM29ADP (480)	18	42
30	—	QXXM30A (240)	QYXM30A (160)	QZXM30ADP (480)	19	44
32	—	QXXM32A (240)	QYXM32A (160)	QZXM32ADP (480)	19	46
34	—	QXXM34A (240)	QYXM34A (160)	QZXM34ADP (480)	19	48
36	—	QXXM36A (240)	QYXM36A (160)	QZXM36ADP (480)	22	53
41	—	QXXM41A (240)	—	QZXM41ADP (480)	22.4	59.4
46	—	QXXM46A (240)	—	QZXM46ADP (480)	24.6	66.5
50	—	—	—	QZXM50ADP (480)	26.9	73.2
55	—	—	—	QZXM55ADP (480)	30.2	81.8
60	—	—	—	QZXM60ADP (480)	33.3	89.7

Value in parentheses is the Maximum Recommended Working Torque, ft-lb


Center of fastener to retaining pin:

- QJXM Series – 2.50"
- QYXM Series – 3.00"
- QXXM Series – 4.50"
- QZXM Series – 5.75"

Ratcheting Flare Nut Heads, 12-Point, inches




RTWH104YSL

	J (0.425")	Y (0.560")
3/8	—	RTWH24YSL
7/16	RTWH28JSL	—
1/2	RTWH32JSL	—
9/16	RTWH36JSL	—
9/16	—	RTWH36YSL
5/8	RTWH40JSL	—
5/8	—	RTWH40YSL
11/16	RTWH44JSL	—
11/16	—	RTWH44YSL
3/4	RTWH48JSL	—
3/4	—	RTWH48YSL
13/16	RTWH52JSL	—
13/16	—	RTWH52YSL
7/8	RTWH56JSL	—
7/8	—	RTWH56YSL
15/16	—	RTWH60YSL
1	—	RTWH64YSL
1-1/16	—	RTWH68YSL
1-1/8	—	RTWH72YSL
1-1/4	—	RTWH80YSL
1-3/8	—	RTWH88YSL
1-5/8	—	RTWH104YSL
1-1/2	—	RTWH96YSL

Center of fastener to retaining pin:

- RTWH "J" Series – 2.50"
- RTWH "Y" Series – 3.00"

Flare Nut Heads, 6-Point, inches

	J (0.425")	Y (0.560")	O.D., inches	Head Depth, inches
5/16	QJRXS10A (17)	—	21/32	9/32
3/8	QJRXS12A (29)	—	3/4	5/16
7/16	QJRXS14A (42)	—	27/32	11/32
1/2	QJRXS16A (54)	—	29/32	3/8
9/16	QJRXS18A (60)	—	1	13/32
5/8	QJRXS20A (60)	QYRXS20A (74)	1-3/32	7/16
11/16	QJRXS22A (60)	QYRXS22A (92)	1-5/32	15/32
3/4	QJRXS24A (60)	QYRXS24A (104)	1-1/4	1/2
13/16	QJRXS26A (60)	QYRXS26A (117)	1-5/16	7/32
7/8	QJRXS28A (60)	QYRXS28A (133)	1-13/32	9/16
15/16	QJRXS30A (60)	QYRXS30A (146)	1-1/2	19/32
1	QJRXS32A (60)	QYRXS32A (158)	1-9/16	5/8
1-1/8	—	QYRXS36A (160)	1-3/4	11/16

Value in parentheses is the Maximum Recommended Torque, ft-lb




QJRXS10A

Center of fastener to retaining pin:

- QJRXSM Series – 2.50"
- QYRXSM Series – 3.00"
- QJRXS Series – 2.50"
- QYRXS Series – 3.00"
- QYRX Series – 3.00"

Flare Nut Heads, 6-Point, mm

	J (0.425")	Y (0.560")	O.D., mm	Head Depth, mm
8	QJRXSM8A (17)	—	17	7
10	QJRXSM10A (33)	—	20	8
11	QJRXSM11A (42)	—	21	9
12	QJRXSM12A (50)	—	22	9
13	QJRXSM13A (58)	QYRXSM13A (58)	24	9
14	QJRXSM14A (60)	—	25	10
15	QJRXSM15A (60)	QYRXSM15A (71)	26	10
16	QJRXSM16A (60)	QYRXSM16A (75)	29	11
17	QJRXSM17A (60)	QYRXSM17A (83)	29	11
18	—	QYRXSM18A (94)	30	12
19	QJRXSM19A (60)	QYRXSM19A (104)	32	12
20	QJRXSM20A (60)	QYRXSM20A (113)	33	13

Value in parentheses is the Maximum Recommended Torque, ft-lb




QJRXSM8A

Center of fastener to retaining pin:

- QJRXSM Series – 2.50"
- QYRXSM Series – 3.00"
- QJRXS Series – 2.50"
- QYRXS Series – 3.00"
- QYRX Series – 3.00"

Flare Nut Heads, 12-Point, inches

	Y (0.560")	Head O.D., inches	Head Depth, inches
5/8	QYRX20A (79)	1-1/16	15/32
11/16	QYRX22A (92)	1-7/32	1/2
3/4	QYRX24A (104)	1-1/4	17/32
13/16	QYRX26A (117)	1-9/32	9/16
7/8	QYRX28A (133)	1-13/32	1-3/8
15/16	QYRX30A (146)	1-1/2	5/8
1	QYRX32A (158)	1-7/32	23/32
1-1/16	QYRX34A (160)	1-5/8	23/32
1-1/8	QYRX36A (160)	1-23/32	3/4
1-3/16	QYRX38A (160)	1-13/16	7/8
1-1/4	QYRX40A (160)	1-27/32	23/32
1-3/8	QYRX44A (160)	2	13/16
1-1/2	QYRX48A (160)	2-5/32	27/32
1-5/8	QYRX52A (160)	2-11/32	1

Value in parentheses is the Maximum Recommended Torque, ft-lb



QYRX20A

Center of fastener to retaining pin:

- QJRXSM Series: 2.50"
- QYRXSM Series: 3.00"
- QJRXS Series: 2.50"
- QYRXS Series: 3.00"
- QYRX Series: 3.00"



- Do not exceed rated torque; use only moderate force on flare nut wrenches.
- Do not use to break fasteners loose.
- Read Safety Precautions on pages W1-W4

GEARED HEAD MULTIPLIERS



Manual Torque Multipliers

- Ideal for use in the oil and gas industry, mining, railroad, heavy fleet, power gen and aviation
- Compact dimensions allow excellent access and easy handling
- Maximum torque output range from 730–25,000 ft-lb (MTMP25000)
- Anti-Wind-Up Ratchet (AWUR) fitted as standard, except for MTMB740, MTMB950 and MTMB1990; keeps the multiplier loaded for easier operation
- MTMC units are calibrated to give exact multiplication ratio, and each MTMC unit is issued with unique Certificate of Calibration
- True torque multiplication, accuracy guaranteed better than $\pm 4\%$
- A variety of alternative reaction fixtures are available

Specifications	MTMC730	MTMB740	MTMB950	MTMP14700	MTMC1475	MTMB1990
Reaction Type	Interchangeable	Bar and Cranked	Bar and Cranked	Plate	Interchangeable	Bar and Cranked
Torque Ratio	22:1	5:1	5:1	125:1	27:1	5:1
Certification	Yes	No	No	No	Yes	No
Anti-Wind-Up	Yes	No	No	Yes	Yes	125:1
Torque Output, Minimum ft-lb	74	74	96	1470	147	200
Torque Output, Maximum ft-lb	730	740	950	14,700	1,475	1,990
Torque Output, Minimum N•m	100	100	130	2,000	200	270
Torque Output, Maximum N•m	1,000	1,000	1,300	20,000	2,000	2,700
Input Drive Female Square, inches	3/8	1/2	1/2	1/2	1/2	3/4
Output Drive Male Square, inches	3/4	3/4	3/4	2-1/2	1	1

Specifications	MTMB2200	MTMP25000	MTMC2950	MTMB3300	MTMP4400	MTMC5100	MTMP7000
Reaction Type	Bar	Plate	Interchangeable	Bar	Plate	Interchangeable	Plate
Torque Ratio	15.5:1	87.5:1	25:1	26:1	25:1	25:1	135:1
Certification	No	No	Yes	No	No	Yes	No
Anti-Wind-Up	Yes	Yes	Yes	Yes	Yes	Yes	Yes
Torque Output, Minimum ft-lb	220	2,500	295	330	450	516	700
Torque Output, Maximum ft-lb	2,200	25,000	2,950	3,300	4,400	5,100	7,000
Torque Output, Minimum N•m	300	3,400	400	450	610	700	950
Torque Output, Maximum N•m	3,000	34,000	4,000	4,500	6,000	7,000	9,500
Input Drive Female Square, inches	1/2	3/4	1/2	1/2	1/2	1/2	1/2
Output Drive Male Square, inches	1	2-1/2	1	1	1-1/2	1-1/2	1-1/2

TORQUE TESTERS

Electronic Torque Testers

These electronic torque testers can be placed on the wall in the factory or on a bench to allow operators to test torque wrenches or power tools without having to leave their station.

- Includes Track and Peak modes
- Can be used with nonimpacting power tools (joint rate simulators required)
- Dual scale (English/N•m or English/dN•m)
- Reads bidirectional (clockwise and counterclockwise)
- Uses rechargeable Ni-Cad batteries (2 Ni-Cad 9 V)
- Charger included

- Integral transducer and sturdy housing allow mounting in virtually any position
- Integral Transducer: Full bridge strain gauge, 350 ohms, 1,500 μE , 3 mV/V F.S., 7.5 V excitation
- Unique neck design allows operator to see display when testing long torque wrenches
- Accuracy: $\pm 0.5\%$ of reading ± 1 count in the least significant digit (10–100% of full range) at 25 °C
- Display Accuracy: four digits, 9,999 counts
- Stability: $+0.044\%$ per °C



Stock No.	Square Drive, inches	Range English	Range, N•m
QC1ETT10	1/4	10–100 in-oz	7.0–70.6
QC1ETT100	1/4	10–100 in-lb	11.3–113
QC1ETT400	1/4	40–400 in-oz	28–280
QC1ETT50	1/4	5–50 in-lb	5.6–56
QC2ETT1000	3/8	100–1,000 in-lb	113–1,130
QC2ETT250	3/8	25–250 in-lb	28–280
QC3ETT250	1/2	25–250	34–339
QC4ETT600	3/4	60–600	81–813

The certification of accuracy provided per ASME® and ISO® Standards is 10–100% of full scale.

Digital Torque Testers (DTT Series)

- Can be mounted on a wall or in a bench-top vise
- Features an easy-to-use touchscreen to capture peak torque values during a test in real time
- Download stored torque data to a PC
- Testing options: quick check or ASME®-style test
- Refresh rate of 1,000 data points per second
- Record and track torque wrench test results by serial number, plus add traceability by using wrench serial numbers and technician I.D.
- Choose wrench type
- ±0.5% of indicated test value from 10–100% or rated capacity
- Memory Capacity: 500 records (complete check mode only)
- Includes AC/DC power supply, (6) AA alkaline batteries, USB cable and carrying case
- Highly accurate scale (±0.5% ±1 count 10–100% CW and CCW of indicated test value @ 25 °C)
- Ability to customize between units of measure (N•m, kg-cm, ft-lb, in-lb, in-oz), operation modes (Track, Peak, First Peak) and wrench type
- Operating temperature (10–32 °C / 50–90 °F)
- Refresh rate of 1,000 data Points Per Second
- CSA/UL Requirements: Power supply listed under UL (C and US); 100–240V/ 50–60 Hz, 6 A input and 9 V/1.66 A output
- Includes a Certificate of Calibration



QC3DTT250

Stock No.	Description
DTS8269	AC Adaptor
2344-0050-03	Table Mounting Bracket For DTT Testers
DTS95095	Power Cord, UK
DTS95096	Power Cord, Australia
DTS95097	Power Cord, EU

NOTE: Must order the adaptor and appropriate power cord.

Specifications	QC2DTT250	QC3DTT250
Square Drive, inches	3/8	1/2
Range English	25–250 in-lb	25–250 ft-lb
Range, N•m	2.9–28.2	33.9–338.9
Accuracy	±0.5% of Indicated Test Value from 10–100% or Rated Capacity	±0.5% of Indicated Test Value from 10–100% or Rated Capacity
Operating Modes	TRACK, PEAK, FIRST PEAK	TRACK, PEAK, FIRST PEAK
Operating Temperature	32–122 °F (0–50 °C)	32–122 °F (0–50 °C)
Humidity	85% Relative Humidity @ 21 °C (70 °F)	85% Relative Humidity @ 21 °C (70 °F)
Power Supply	Included 9 V AC/DC Adaptor, (6) AA Batteries Included	Included 9 V AC/DC Adaptor, (6) AA Batteries Included
Data/Surge/Recall	Memory Capacity—500 Records (complete check mode only)	Memory Capacity—500 Records (complete check mode only)

NOTE: Must order the adaptor and appropriate power cord.



TBTT100A



TBT600A

Horizontal Torque Testers and Transducers

- Includes (3) transducers
- Full digital display
- Covers ft-lb, in-lb, in-oz, N•m, kg-m, kg-cm scales
- Peak hold and first peak hold capability
- NIST® traceable

Stock No.	Description	Range	Resolution
TBTT100A	Transducer	5–100	.01 ft-lb, 1 in-lb, 2 in-oz, .01 N•m, .001 kg-m, 1 kg-cm
TBTT16A	Transducer	7.5–200 in-lb	.002 ft-lb, 02 in-lb, .002 N•m, .0002 kg-m, .02 kg-cm
TBTT600A	Transducer	30–600 ft-lb	.05 ft-lb, 5 in-lb, 10 in-oz, 1 N•m, .01 kg-m, 1 kg-cm
TBT600A	Horizontal Torque Tester	5–600	—



- Do not exceed rated torque.
- Do not use to break fasteners loose.
- Periodic recalibration is needed to maintain accuracy.
- Read Safety Precautions on pages W1–W4

VERSATORQ® 2 TORQUE METERING AND DATA ACQUISITION SYSTEM

Versatorq® 2 System Torque Acquisition Meters

The Snap-on® Versatorq® 2 portable ATEX®/UL® certified electronic torque analyzer displays torque readings from sensors that attach between sockets and the driver. This highly versatile torque analyzer and data acquisition system can be used with various sockets, extensions, universal joints, and ratcheting drivers. Sensors, purchased separately, are available in eight ranges from 2–20 in-oz to 150–1,500 ft-lb and provide readings with an accuracy of 1% or 2% (dependent on the transducer).

Now “intrinsically safe” for use in hazardous environments (ATEX, UL®, ULC, CE compliant).

- Ideal for applying torque (CW and CCW) in confined spaces with tight access and jobs requiring repetitive torque applications
- Accuracy rating ±1% of reading (10–100% of sensor range). ±2% with VERSA1S10A and VERSA1S20A
- Track mode displays applied torque value and Peak mode displays highest torque value
- Non-volatile flash memory retains data for 10 years or more

- Plug-and-play mini USB for easy data download; no client software needed
- Customer calibration supports ASME® and ISO®
- Includes carrying case (PB57A), mini USB cable (USBATOMINIB), belt clip (276-61) and batteries
- Versatorq® 2 sensors (sold separately) enable accurate torque application using a standard ratchet or breaker bar of any length, with data readout and storage on the cable-connected Versatorq® 2 meter
- Versatorq® 2 sensors available from 2 in-oz up to 1,500 ft-lb with readings in seven popular measurement scales



VERSATORQ2



Versatorq® 2 System Torque Acquisition Meters

Specifications	VERSATORQ2
Display	4 Digit with Alpha and Numerical Function Flags
Display Capacity*	4 Digits
Accuracy	±1% of Reading (10–100% of Sensor Range) (±2% with VERSA1S10A and VERSA1S20A Sensors)
Units of Measure	in-oz, in-lb, ft-lb, n•m, cN•m, kg•cm, kg•m
Operating Temperature	40–110 °F (23–42 °C)
Storage Temperature	-2–122 °F (-20–22 °C)
Humidity	Up to 90% Non-Condensing
Dimensions	3" W x 2-1/2" D x 6" L

*Versatorq® display ignores torque input less than .5% of full scale in Track mode and 2.0% of full scale in Peak mode. Hazardous Location Designation: Class 1, Zone 2, Ex ic !IA. Temperature Class: T6

VERSATORQ2 Versatorq® 2 System

- Includes carrying case (PB57A), mini USB cable (USBATOMINIB), belt clip (276-61) and batteries
- Sensors sold separately

Versatorq® 2 Sensors



VERSA2S100A

Stock No.	Square Drive, inches	Range	Sensor Diameter, inches	Sensor Length, inches	Cable Length, inches (mm)
VERSA1S10A*	1/4	1–10 in-lb	.7	2.9	48 (1,219)
VERSA1S20A*	1/4	2–20 in-oz	.5	2.9	48 (1,219)
VERSA1S200A	1/4	20–200 in-lb	.9	2.1	48 (1,219)
VERSA1S50A	1/4	5–50 in-lb	.9	2.1	48 (1,219)
VERSA2S100A	3/8	10–100	1.2	2.4	48 (1,219)
VERSA3S250A	1/2	25–250 ft-lb	1.4	2.6	48 (1,219)
VERSA4S600A	3/4	60–600 ft-lb	2.0	3.9	96 (2,438)
VERSA5S1500A**	1	150–1,500 ft-lb	2.4	4.4	92 (2,336)

*Knurled handles allow for fingertip control. Heavy-duty coiled cord with four-pin MS-style connector. Original Versatorq® Sensors (without “A” suffix in the stock number) are compatible with the VERSATORQ2 meter, but the sensors require calibration.

Heavy-duty coiled cord with four-pin MS-style connector. Original Versatorq® Sensors (without “A” suffix in the stock number) are compatible with the VERSATORQ2 meter, but the sensors require calibration.

**Diameter does not include side-mounted connector. Heavy-duty coiled cord with four-pin MS-style connector. Original Versatorq® Sensors (without “A” suffix in the stock number) are compatible with the VERSATORQ2 meter, but the sensors require calibration.



VERSACABLE2

Versatorq® 1 System Accessories

Stock No.	Description
VERSACABLE	RS232 Serial Printer Cable
VERSACABLE2	PC Interface Cable

Please reference the VERSATORQ® 2 instruction manual for the sensor ranges and resolutions in different units of torque measurement.

VERSATEST™ ELECTRONIC TORQUE TESTER & CALIBRATOR



VERSATEST



VERSATEST600

Versatest™

The Versatest™ indicator is a laboratory-grade monitor designed for precise, in-house torque wrench testing and calibration. High-precision torque transducers provide system readings with an accuracy of $\pm 0.25\%$ of indicated value. Twelve transducers are available in ranges from 5 in-oz to 2,000 ft-lb. The 4-in-1 Transducer, with a range of 5 in-lb to 250 ft-lb is also available.

All transducers feature a built-in memory chip that identifies the transducer and maintains the calibration. Setup and calibration programming is entered via soft touch keys. The Versatest™ can store and recall up to 3,000 torque readings. Torque readings stored in memory can be downloaded to a computer with optional download cable and software.

Specifications	VERSATEST
Description	Electronic Torque Tester/Calibrator
Soft Key User Interface	Units, Calibration, Date/Time, Statistics, Hi/Low Limits Set, Data Store, Data Recall, Printer Setup, Zero, Auto/Manual Store/Send/Clear
Power Supply	Auto Switching 100–240 VAC, 50/60 Hz, 50 watts
Statistical Analysis	Max, Min, Range, Mean, Sigma N, Sigma, Cp, Cpk, % Error, -NoGo, +NoGo
Accuracy	$\pm 0.25\%$ of reading at 25 °C (with TTC Transducer calibration)
Modes	Track, Peak Hold, First Peak, Power Tool
Storage Temperature Range	-20–50 °C (-2–122 °F)
Select Keys	Increment, Decrement, Shift Left, Shift Right, Enter
Temperature Drift Percentage	+0.03 °C (+0.017 °F)
Sample Rate	2,000 samples per second
Analog Output	+(CW)/-(CCW) 1.8 V at Transducer Full Range Linearity, $\pm 1\%$ of Reading
Printer/Computer Serial Output Port	RS232 (True), 300–19.2K Baud
Histogram	Lower Set Limit, Upper Set Limit, 10 Divisions

Versatest™

VERSATEST Electronic Torque Tester/Calibrator

- Large LCD display
- Accuracy: $\pm 0.25\%$ of indicated value, CW and CCW, from 10–100% of full scale
- Two RS232C serial ports; for use with a printer and PC
- Data storage /recall (with date/time stamp) up to 3,000 readings
- Real-time clock
- Seven Torque Units: ft-lb, in-lb, in-oz, N•m, dN•m, kgm, kg-cm
- Will also load torque screwdrivers
- Smart Plug-and-Play transducers
- Analog output connect to oscilloscope or X-Y plotter
- External Printer can be mounted on top of the Versatest™ unit
- Four Modes: Track, Peak Hold, First Peak, Power Tool
- Transducers available from 5 in-oz to 2,000 ft-lb
- Statistic Process Control (SPC) built in
- Automatic or manual downloading

- All transducers are individually serialized with Certificate of Calibration traceable to NIST®
- Five Languages: English, Spanish, French, Japanese, German
- CE Conformity

VERSATEST600 Versatest™ Complete Electronic Torque Calibration System

- Provides high-speed monitoring of static and dynamic torque inputs
 - Includes the Versatest™ Digital Monitor, VERSA600LDR2 600 ft-lb Mechanical Loader, TTC400 4-in-1 Transducer, TTC5000-1 Bracket and TTC12 3/4" 600 ft-lb Transducer
- ### VERSA600LDR2 Versatest™ Mechanical Torque Loader
- Unit will load dial, micrometer, beam and electronic torque wrenches
 - Maximum capacity of 600 ft-lb
 - Use with any TTC series transducer from 15 in-oz to 600 ft-lb



- Do not exceed rated torque.
- Periodic recalibration is needed to maintain accuracy.
- Read Safety Precautions on pages W1–W4

ELECTRONIC TORQUE TESTER AND CALIBRATOR

Electronic Torque Tester and Calibrator

TTC2000 Master Torque Calibration System (Manual)

The system tests and calibrates most click-type, digital, dial torque wrenches as well as torque screwdrivers. Twelve transducers are available in ranges from 5 in-oz to 2,000 ft-lb. Also available is the 4-in-1 Transducer, with a range of 4 in-lb to 250 ft-lb. All transducers feature a built-in memory chip that identifies the transducer and maintains the calibration. Set up and calibration programming is entered via soft touch keys. The TTC2000 can store and recall up to 3,000 torque readings. Torque readings stored in memory can be downloaded to a computer with optional download cable and software. Optional kits are available to calibrate cable tensionmeters, tension and compression gauges and non-impact power tools.

TTC2800/TTC2822 Master Torque Calibration System (Motorized)

The TTC2800 has the same features as the TTC2000 series except for the following enhanced features:

- Electric motor powered crank for easy calibration
- Is offered in 110 V version (TTC2800/Complete TTC2800SYS or 220 V version (TTC2822/Complete system TTC2822SYS)

TTC2000SYS Complete Master Torque Calibration System (Manual) includes: TTC610 Digital Monitor, TTC600 2000 ft-lb Mechanical Loader, SM0773PU Tool Cabinet w/ Casters, TTC400 4-in-1 Transducer, TTC5000-1 Bracket, TTC12 3/4" 600 ft-lb Transducer, TTC14 1" 2,000 ft-lb Transducer, TTC5500-1 Extension Arm, 2000-SW WedgeLink Software, TTC503 Download Cable.

TTC2800SYS Complete Master Torque Calibration System (Motorized) includes: TTC2800 Monitor, Loader and Tool Cabinet w/ Casters, TTC400 4-in-1 Transducer, TTC5000-1 Bracket, TTC12 3/4" 600 ft-lb Transducer, TTC14 1" 2,000 ft-lb Transducers, TTC5500-1 Extension Arm, 2000-SW WedgeLink Software, TTC503 Download Cable



TTC2000SYS



TTC2800SYS

Features

- Accuracy: $\pm 0.25\%$ of indicated value, CW and CCW, from 10–100% of full scale
- Units of Torque: ft-lb, in-lb, in-oz, N•m, dN•m, Kgm, Kg•cm
- Units of Force: lbf, ozf, n, dN, kp, gg
- Four Modes: TRACK, PEAK HOLD, FIRST PEAK, POWER TOOL
- Includes built-in low-profile serial printer
- Transducers available from 5 in-oz to 2,000 ft-lb
- Loader hand crank maximum input torque is 8 ft-lbs, maximum output is 2,000 ft-lb
- All transducers are individually serialized with certificates of calibration traceable to N.I.S.T.
- Programmable automatic or manual options for CLEAR, STORE or SEND
- RS232 serial port for downloading data to PC
- Operating Temperature: 10–32 °C (50–90 °F)
- Automatic lockup in the event of transducer overload
- Data storage/recall (with date/time stamp) up to 3,000 readings
- Dual Voltage: 110 V or 220 V • Real Time Clock
- Smart "Plug and Play" transducers
- NIST® traceable

Specifications	TTC2000SYS	TTC2800SYS
Accuracy	$\pm 0.25\%$ of reading at 25 °C (with TTC Transducer calibration)	$\pm 0.25\%$ of reading at 25 °C (with TTC Transducer calibration)
Maximum Range Display	2-line x 16 character 5 x 8 dot-matrix LCD used for MAX. Transducer range, Units, Calibration, Date/Time, Statistics, Torque/Force or Torque Limits Set, Data Store/Recall, Printer Set Up	2-line x 16 character 5 x 8 dot-matrix LCD used for MAX. Transducer range, Units, Calibration, Date/Time, Statistics, Torque/Force or Torque Limits Set, Data Store/Recall, Printer Set Up
Modes	Track, Peak Hold, First Peak, Power Tool	Track, Peak Hold, First Peak, Power Tool
Motorized Loader Modes	—	Manual; Auto Dial; Auto Click
Motorized Loader Power Supply	—	120 V AC $\pm 10\%$ Hz @ 3.14 A (including motor current); (optional step-down transformer for 240 V AC operation)
Power Supply	UL Approved, 120 VAC/220 VAC, 50/60 Hz	120 VAC $\pm 10\%$, 50/60 Hz @ 3.14 A (including motor current). (Includes stepdown transformer for 240 VAC operation.)
Operating Temperature Range	10–32 °C (50–90 °F)	10–32 °C (50–90 °F)
Printer/Computer Serial Output Port	RS232 (True), 300–19.2K Baud	RS232 (True), 300–19.2K Baud
Statistical Analysis	Max, Min, Range, Mean, SigmaN, Sigma, Cp, Cpk, % Error, -NoGo, +NoGo	Max, Min, Range, Mean, SigmaN, Sigma, Cp, Cpk, % Error, -NoGo, +NoGo
Temperature Drift Percentage	+0.03 °C (+0.017 °F)	+0.03 °C (+0.017 °F)
Torque/Force Display	Eight digit, alpha-numeric, super bright red LED, 0.55 inch character height	Eight digit, alpha-numeric, super bright red LED, 0.55 inch character height
Storage Temperature Range	-20–50 °C (-2–122 °F)	-20–50 °C (-2–122 °F)
Type	TTC2000 Manual Loader System	TTC2800SYS Motorized Control System
Analog Output	+(CW/-) 1.8 V at Transducer Full Range Linearity, $\pm 1\%$ of reading	+(CW/-) 1.8 V at Transducer Full Range Linearity, $\pm 1\%$ of reading
Units Of Measure	TORQUE: ft-lb, in-lb, in-oz, N•m, dN•m, kg•cm and kg•cm; FORCE: lbf, ozf, N, dN, kp and gf	TORQUE: ft-lb, in-lb, in-oz, N•m, dN•m, kg•cm and kg•cm; FORCE: lbf, ozf, N, dN, kp and gf
Capacity, digits [counts] (bit A/D)	8 [$\pm 32,000$] (16)	8 [$\pm 32,000$] (16)
Computer Serial Com Port	RS232 (True), 300–19.2K Baud (Optional)	RS232 (True), 300–19.2K Baud (Optional)
Data Storage/Recall	3,000 Measurements	3,000 Measurements
Histogram	Lower Set Limit, Upper Set Limit, 10 Divisions	Lower Set Limit, Upper Set Limit, 10 Divisions
Humidity	Up to 90% Non-Condensing	Up to 90% Non-Condensing
Loader Control Relays	Two, Normally Open, Form A, Rated 12 DVC @ 1/2 A close contact at 110% CW or CCW or torque/force transducer range	Two, Normally Open, Form A, Rated 12 DVC @ 1/2 A close contact at 110% CW or CCW or torque/force transducer range
Loader Hand Crank	Input torque 8 ft-lb Maximum, Output Torque 2,000 ft-lb Maximum	Input torque 8 ft-lb Maximum, Output Torque 2,000 ft-lb Maximum

Total Uncertainty: Add 7.5–100% of Range and 8–100% of Range.
Training programs are available by location (P/N STRN01 to STRN07)



TTC2000

Electronic Torque Tester and Calibrator

TTC2000 Electronic Torque Tester/Calibrator

- Automatic sensor recognition with TTC series “Smart” transducers
- Range: 15 in-oz–2,000 ft-lb (bidirectional)
- Total uncertainty (10–100% of range): $\pm 0.25\%$ of indicated torque value
- Alpha-numeric eight-digit display
- Memory to 3,000 values
- Includes low-profile serial printer
- Date and time stamp for stored values
- Statistical analysis performed on stored data
- Programmable manual or automatic options for Clear, Store and Print functions
- Recall and review of stored torque values
- Modes: Track, Peak, First Peak and Power Tool
- Optional angle encoder
- RS232C port is standard
- Analog output is standard
- Full digital circuitry
- Eight torque measurement units: in-oz, in-lb, ft-lb, cN•m, dN•m, N•m, kg-cm and kg-m
- Automatic lock-up for transducer protection
- NIST® traceable



TTC2800SYS

TTC2800SYS Motorized Torque Tester/Calibrator

- Front Panel Function Keys: SELECT Torque/Force; MODE, UNIT; ZERO TARE; CALIBRATION; DATE/TIME; SET LOW; STORE DATA; RECALL DATA; STATISTICS; SEND/AUTO SEND; AUTO CLEAR; MANUAL CLEAR; ENTER; VALUE increment; VALUE decrement; DIGIT left; DIGIT right
- Model TTC2800SYS includes: TTC2800 TTC Monitor, Motorized Loader, and Cabinet, TTC400 4-in-1 Transducer Kit (4 in-lb–250 ft-lb), TTC5000-1 4-in-1 Transducer Bracket, TTC12 Transducer Kit (60–600 ft-lb), TTC14 Transducer Kit (200–2,000 ft-lb), TTC5500-1 Extension Arm, 2000-SW WedgeLink Software and 2000-50-3 Download Cable
- NIST® traceable

TTC2000SYS Electronic Manual Torque Tester/Calibrator

- TTC2000SYS includes: TTC2000 Monitor, Mechanical Loader and Cabinet, TTC400 4-in-1 Transducer Kit (4 in-lb–250 ft-lb), TTC12 Transducer Kit (60–600 ft-lb), TTC14 Transducer Kit (200–2,000 ft-lb), TTC5500-1 Extension Arm, TTC5000-1 4-in-1 Transducer Bracket, 2000-SW WedgeLink Software and 2000-50-3 Download Cable
- NIST® traceable

TTC2800-220V Motorized Torque Tester/Calibrator (220 V AC)

- Front Panel Function Keys: SELECT Torque/Force; MODE, UNIT; ZERO TARE; CALIBRATION; DATE/TIME; SET HIGH; SET LOW; STORE DATA; RECALL DATA; STATISTICS; SEND/AUTO SEND; AUTO CLEAR; MANUAL CLEAR; ENTER; VALUE increment; VALUE decrement; DIGIT left; DIGIT right
- NIST® traceable

TTC280220V Motorized Torque Tester/Calibrator (220 V AC)

- Front Panel Function Keys: SELECT Torque/Force; MODE, UNIT; ZERO TARE; CALIBRATION; DATE/TIME; SET HIGH; SET LOW; STORE DATA; RECALL DATA; STATISTICS; SEND/AUTO SEND; AUTO CLEAR; MANUAL CLEAR; ENTER; VALUE increment; VALUE decrement; DIGIT left; DIGIT right
- NIST® traceable



TTC610



TTC810

TTC610 Digital Indicator

- For electronic torque tester and calibrator

TTC810 Digital Indicator

TTC600 Loader

TTC800 Motorized Loader

TTC503 USB Download Cable for SureTest and TTC systems



- Do not exceed rated torque.
- Do not use to break fasteners loose.
- Periodic recalibration is needed to maintain and assure torque tester accuracy.
- Read Safety Precautions on pages W1–W4

ELECTRONIC TORQUE TESTER AND CALIBRATOR



TTC8



TTC400

Transducers

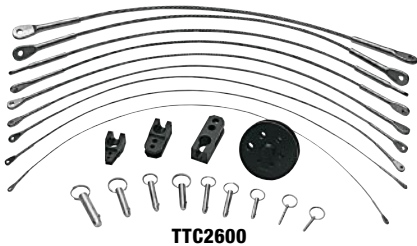
All TTC series transducers include the correct adaptor for the indicated torque range.

Stock No.	Description	Range	Bench Top Mounting Bracket
TTC4***	1/4" Drive Transducer	5-50 in-oz	TTC3421
TTC5	1/4" Drive Transducer	15-200 in-oz	TTC3421
TTC6	1/4" Drive Transducer	4-50 in-lb	TTC3421
TTC65	1/4" Drive Transducer	15-150 in-lb	TTC3421
TTC7	3/8" Drive Transducer	30-400 in-lb	TTC3421
TTC8	3/8" Drive Transducer	80-1,000 in-lb	TTC3421
TTC10	1/2" Drive Transducer	10-125 ft-lb	TTC3422
TTC11	1/2" Drive Transducer	20-250 ft-lb	TTC3422
TTC12	3/4" Drive Transducer	60-600 ft-lb	TTC3422
TTC13	1" Drive Transducer	100-1,000 ft-lb	TTC15002
TTC14	1" Drive Transducer	200-2,000 ft-lb	TTC15002
TTC400**	1/4", 3/8" and 1/2" Drive 4-in-1 Transducer	4 in-lb-250 ft-lb	N/A
TTC34325	4-in-1 Table Mounting Bracket	—	—
TTC5000-1*	4-in-1 Adaptor Plate	—	—

*TTC400 requires the TTC5000-1 Adaptor Plate when used with the TTC600 Manual Loader, TTC800 Motorized Loader and VERSA600LDR2. Total Uncertainty: Add 7.5-100% of Range and 8-100% of Range (to some transducers).

**Required for TTC400 4-in-1 Torque Transducer to be used on TTC600/TTC800 loaders. Total Uncertainty: Add 7.5-100% of Range and 8-100% of Range (to some transducers).

***Accuracy is +/-0.5% of indicated test value from 10-100% of indicated torque value. Total Uncertainty: Add 7.5-100% of Range and 8-100% of Range (to some transducers).



TTC2600



TTC2620



TTC2610



TTC26302

Force Testing Equipment

- Reaction arms, cables, mounting plates and fixtures are available for testing tensiometers, plus compression and tension gauges. The TTC600 and TTC800 loaders and TTC Series transducers can be configured to deliver compression and tension loads
- The TTC610/TTC810 indicator also provides measurement, display, storage and statistical analysis for force inputs

Stock No.	Description
TTC2600	Tensiometer Testing Kit
TTC2610	Tension Gauge Testing Kit
TTC2620	Compression Gauge Testing Kit
TTC26302	Force Arm Kit

Force testing feature can only be used with single transducers and CANNOT be used with the TTC400 4-in-1 multi transducer.

TTCALKIT Calibration Kit

- Includes TTC3200 Weight Set (#1), TTC500 2-1/2" Calibration Wheel, TTC1510 5" Calibration Wheel, TTC1520 10" Butterfly Calibration Wheel, 2000-226-3 Adaptor (1/2" x 3/8"), TTC1540 40" Calibration Arm, 390-2-2 4 oz Calibration Weight Tray, TTC301 8 oz Calibration Weight Tray, TTC3040 7.5 lb Calibration Weight Tray, TTC3020 15 lb Calibration Weight Tray, TTC3030 50 lb Calibration Weight Tray and TTC25002 Calibration Stand Kit
- Kit can be used on all TTC Systems

Accessories

TTC900121 Smart Cable Replacement

ELECTRONIC TORQUE TESTER AND CALIBRATOR

Joint Rate Simulator Adaptors

- Use with torque tester when testing nonimpacting power tools
- Square drive adaptor is placed on top of square drive of the torque tester and tightened with a set screw
- Adaptor bit is inserted into the power tool and mated to the top of the joint adaptor
- By stacking the Belleville washers in set patterns, the joint rate adaptor can simulate soft, medium or hard joints



QC1JRS50

Stock No.	Adaptor Bit	Capacity, in-lb	Load Screw	Square Drive, inches
QC1JRS50	1/4" Hex x 3/16" Hex	50	1/4" x 28 x 1	1/4
QC2JRS1000	3/8" Square Internal x 1/2" Hex	1,000	5/8" x 18 x 1.5	3/8
QC2JRS400	3/8" Square Internal x 3/8" Hex	400	7/16" x 20 x 1.5	3/8



390-2-2

Weight Sets

Used to calibrate any TTC Series transducer. All weights are NIST® (NBS) traceable.

Stock No.	Description
TTC3200	No. 1 Weight Set (for all transducers)
TTC3210	No. 2 Weight Set (200 in-oz–600 ft-lb)
TTC3220	No. 3 Weight Set (600–2,000 ft-lb)

Weight Hangers/Trays

Used to calibrate any TTC series transducer. Weight trays are certified as to weight.

Stock No.	Description
390-2-2	Weight Hanger (4 oz)
TTC301	Weight Hanger (1/2 lb)
TTC3020	Weight Tray (15 lb)
TTC3030	Weight Tray (50 lb)
TTC3040	Weight Tray (7.5 lb)

TORQUE COMPARATORS

Accessories

Stock No.	Description
TTC75002	Torque Screwdriver Testing Kit (for 2800 and 2000 Series Systems)
TTC75006	Torque Screwdriver Testing Kit (for VERSATEST600 Loader System)
2000-150-03	Transducer Mount (60–600 ft-lb to 200–2,000 ft-lb)
TTC3421	Tranducer Mount (5–50 in-oz to 80–1,000 in-lb)
TTC3422	Transducer Mount (10–125 ft-lb to 60–600 ft-lb)
TTC5500-1	Extension Arm (For 2000 and 2800 Series Loaders)
TTC25002	Complete Calibration Stand Kit (Including Adaptors)
TTC501	PC Cable
260-27	1/4" Hex x 1/4" Square Socket Adaptor
342-40	Female 1/4" Square x 1/4" Square Socket Adaptor
342-41-1	Female 1/4" Square x 3/8" Square Socket Adaptor
342-41-2	Female 3/8" Square x 3/8" Square Socket Adaptor
65-26-2	Female 1/2" Square x 3/8" Square Socket Adaptor
65-78-1	Female 1/2" Square x 3/4" Square Socket Adaptor
65-78-2	Female 3/4" Square x 3/4" Square Socket Adaptor
75-20	Female 1" Square x 1" Square Socket Adaptor
75-25-1	Female 1" Square x 3/4" Square Socket Adaptor
2000-0154-18	1-1/4" Male x 3/4" Female Square Drive Reducer
2000-152-3	1/2" Male x 3/8" Female Square Drive Reducer
2000-226-2	1" Male x 3/4" Female Square Drive Reducer
2000-226-3	3/4" Male x 1/2" Female Square Drive Reducer
TTC500	2-1/2" Calibration Wheel (max 50 in-oz)
TTC1510	5" Calibration Wheel (max 150 in-lb)
TTC1520	10" Butterfly Wheel (max 250 ft-lb)
TTC1530	1/2" and 3/8" Drive 20" Calibration Arm
TTC1540	1-1/4" Drive 40" Calibration Arm



TTC25002



2000-150-03



260-27



2000-0154-18



TTC1540



WARNING



- Do not exceed rated torque.
- Periodic recalibration is needed to maintain and assure torque tester accuracy.
- Read Safety Precautions on pages W1–W4

TORQUE COMPARATORS



Torque Digital Checker

QCOTC3250 Electronic Torque Digital Checker— 1/2 and 3/8" (25–250 ft-lb)

- Easy method to check a 1/2 or 3/8" drive torque wrench
- Highly Accurate: $\pm 1\%$ CW and $\pm 1\%$ CCW of indicated value
- Large, easy-to-read backlit LCD screen
- Three measurement modes: ft-lb, in-lb, N•m
- Three primary torque checking modes—Track, Peak Hold, First Peak
- Integrated exercise adaptor on mounting plate to "break in" mechanical torque wrenches before testing
- Includes GAF2A 3/8" adaptor with storage pocket for convenience when testing 3/8" drive torque wrenches
- Integrated exercise adaptor on mounting plate (allows user to break-in for accurate results per ASME® B107-300 standard)
- Battery powered by 3 AA alkaline batteries—optional AC adaptor available (DTS8269)
- Adjustable shut-off feature
- CE approved
- Includes Certificate of Calibration

TCR175C Torque Comparator (Certificate of Calibration)

- Determine if a torque wrench requires calibration to maintain proper application of torque

- 1/2" female square drive input and 175 ft-lb capacity with 5 ft-lb graduations and 230 N•m capacity with 10 N•m increments is a perfect fit for the most popular torque wrenches
- Integrated exercise adaptor makes it easy to break in simple, providing the most accurate results (as per B107-300 standard)
- 2% accurate within $\pm 2\%$ of the reading from 20% of full scale to full scale clockwise and counterclockwise
- Can check a 3/8" drive torque wrench by using an A2A or GAF2A adaptor

TCR600C Torque Comparator (Certificate of Calibration)

- Similar to TCR175 except for these differences:
- 3/4" female square drive input and 600 ft-lb capacity with 10 ft-lb graduations and 800 N•m capacity with 20 N•m increments
- Compact design with 1/4" steel mounting plate allows for convenient installation in any direction: horizontally on a bench, vertically on a wall, or on any other sturdy, flat surface
- Use on most 3/4" drive torque wrenches



WTE4G72L9

PTM1000

Pneumatic Torque Wrenches

PTM Features:

- Twin motor technology allows the PTM to be both lightweight and fast
- Compact and powerful, allowing excellent access to a variety of treaded fasteners
- The secondary trigger ensures hands are away from pinch points during operation
- Run-down speeds up to 224 RPM (for PTM370)
- A wide variety of reaction fixtures are available, making this an extremely versatile tool
- These are nonimpacting tools with low vibration levels
- Operate at noise levels below 85 dB (under load)
- Gearbox rotates independently from the handle so reaction forces are never transferred back to the operator
- All tools are supplied with a Certificate of Calibration and torque vs. pressure chart
- PTM Series offers a wide range of torque output, from 74–4,500 ft-lb
- Accuracy of $\pm 5\%$
- Includes case, cranked reaction fixture, tool hanger, secondary handle and male quick connect

Stock No.	Description	Square Drive Size	Torque Range (ft-lb)	Torque Range (N•m)
PTM370	Pneumatic Torque Wrench	3/4	74–370	100–500
PTM590	Pneumatic Torque Wrench	3/4	118–590	160–800
PTM740	Pneumatic Torque Wrench	3/4	147–740	200–1,000
PTM1000	Pneumatic Torque Wrench	1	200–1,000	270–1,350
PTM1475	Pneumatic Torque Wrench	1	295–1,475	400–2,000
PTM1990	Pneumatic Torque Wrench	1	400–1,990	540–2,700
PTM2950	Pneumatic Torque Wrench	1-1/2	590–2,950	800–4,000
PTM3300	Pneumatic Torque Wrench	1-1/2	660–3,320	900–4,500
PTM4400	Pneumatic Torque Wrench	1-1/2	885–4,425	1200–6,000
WTE4G72L9	9" Wheel Torque Extension (for PTM740)	1	1,000 (1,350)	—



PTQ1WTCPBWD1



PTQ1WTCUPD30



PTQ1WTCPD362



PTQ1WTCUP482



PTQ1WTCUP562



WTE4G72L9

Pneumatic Torque Wrench Wheel Torque Accessories

• Wheel extension and cup combine to create a reaction point when torquing lug nuts on trucks and heavy equipment

Stock No.	Description	Use with Snap-on Sockets
PTQ1WTCPBWD1	Deep well cup to fit 13/16" Budd wheel studs	BW626A, BWD482
PTQ1WTCPBWD2	Deep Well Cup to fit 21 mm Budd wheel studs	BWDM412
PTQ1WTCUPD30	Deep Well Cup to fit 30 mm lugs	SIMM302
PTQ1WTCUP342	Standard Cup	IM322A, IM342A
PTQ1WTCUPD35	Deep Well Cup	SIM382, SIM402, SIM422, SIM442, SIMM302, SIMM322, SIMM332, SIMM352
PTQ1WTCUP362	Standard Cup	IM362
PTQ1WTCPD362	Deep Well Cup	SIM322, SIM342, SIM362
PTQ1WTCUP482	Standard Cup to fit 38 mm and 1-1/2" lugs	IM482, IMM382
PTQ1WTCUP542	Standard Cup	IM502, IM522, IM542
PTQ1WTCUP562	Standard Cup to fit 41 mm and 1-3/4" lugs	IM562, IMM412
PTQ1WTCPD562	Deep Well Cup to fit 1-7/16" and 1-3/4" lugs	SIM462, SIM482, SIM522, SIM562
WTE4G72L9	9" Wheel Torque Extension (for PTM740)	—

Pneumatic Torque Filter/Regulators

PTMFRL Filter/Regulator Unit

- Filter and lubricator in one unit
- Large pressure gauge allows the operator to easily select the appropriate pressure
- Adjustable lubricator provides the proper amount of lubrication for PTM Series of tools




PTMFRL



- Do not exceed rated torque.
- Periodic recalibration is needed to maintain and assure torque tester accuracy.
- Read Safety Precautions on pages W1-W4

COMBINATION SETS



Combination Screwdriver Sets

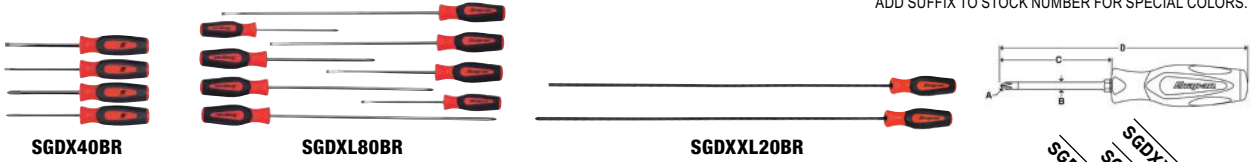
	Handle	Stock No.	A	B	C	D	Set Contains:		
Flat Tip Standard	Hard	SHD1R†	.040	1/4	1-5/8	3-1/2	•	•	•
	Soft	SGD2BR	.035	7/32	2-15/16	7	•	•	•
	Soft	SGD4BR	.040	1/4	3-15/16	8-7/8	•	•	•
	Soft	SGD6BR	.050	5/16	5-15/16	10-27/32	•	•	•
	Soft	SGD8BR	.055	3/8	7-29/32	13-13/32	•	•	•
	Soft	SGD10BR	.055	3/8	10	15-7/16		•	•
PHILLIPS® Standard	Hard	SHDP22IRR†	#2	1/4	1-5/8	3-1/2	•	•	•
	Soft	SGDP31IRBR	#1	3/16	2-31/32	7-1/8	•	•	•
	Soft	SGDP42IRBR	#2	1/4	3-31/32	8-7/8	•	•	•
	Soft	SGDP62IRBR	#2	1/4	6	10-7/8		•	•
	Soft	SGDP63IRBR	#3	5/16	6	10-13/16		•	•
	Soft	SGDP64IRBR	#4	3/8	6	11-1/2		•	•
Mini Tip/Soft Handle, Chrome	Soft	SGD304BR†	.020	1/8	3	5-7/8		•	
	Soft	SGD306BR†	.030	3/16	3	5-7/8		•	
PHILLIPS® Mini-Tip	Soft	SGDP300BR†	#0	1/8	3	6		•	
	Soft	SGDP301BR†	#1	3/16	3	6		•	

Sets include storage tray
 †Sets shown include foam organizer
 †Does not include hex bolster

Colors Available



ADD SUFFIX TO STOCK NUMBER FOR SPECIAL COLORS.



Cabinet-Type/Soft Handle, Chrome

	Stock No.	A	B	C	D	Set Contains:		
Flat Tip Cabinet	SGD146BR	.030	3/16	5-13/16	10-1/8	•		
	SGD480BR	.032	1/4	7-15/16	12-3/4	•		
	SGD4120BR	.032	1/4	11-15/16	16-3/4	•		
	SGD4160BR	.032	1/4	15-15/16	20-3/4	•		
PHILLIPS® Cabinet	SGDP61BR	#1	3/16	6	10	•		
	SGDP82BR	#2	1/4	8	13	•		
	SGDP122BR	#2	1/4	12	17	•		
	SGDP162BR	#2	1/4	16	21	•		
Flat Tip Mini-Tip	SGD304BR	.020	1/8	3	5-7/8		•	
	SGD306BR	.030	3/16	3	5-7/8		•	
PHILLIPS® Mini-Tip	SGDP300BR	#0	1/8	3	6		•	
	SGDP301BR	#1	3/16	3	6		•	
Extra-Long	SGD424BR*	.046	1/4	24	28-3/4			•
	SGDP242BR*	#2	1/4	24	28-3/4			•

Sets include storage tray *Industrial finish
 Does not include hex bolster

Colors Available



ADD SUFFIX TO STOCK NUMBER FOR SPECIAL COLORS.

HARD HANDLE COMBINATION SETS

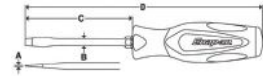
SCREWDRIVERS



SHDX80R



SHDX60R



Standard/Hard Handle, Chrome

	Stock No.	A	B	C	D	Set Contains:	
Flat Tip Standard	SHD1R†	.040	1/4	1-5/8	3-1/2	•	
	SHD2R	.035	7/32	2-15/16	7	•	•
	SHD4R	.040	1/4	3-15/16	8-7/8	•	•
	SHD6R	.050	5/16	5-15/16	10-27/32	•	•
	SHD8R	.055	3/8	7-29/32	13-13/32	•	
PHILLIPS® Standard	SHDP22IRR†	#2	1/4	1-5/8	3-1/2	•	
	SHDP31IRR	#1	3/16	2-31/32	7-1/8	•	•
	SHDP42IRR	#2	1/4	3-31/32	8-7/8	•	•
	SHDP63IRR	#3	5/16	5-29/32	10-13/16		•

Sets include storage tray
†Does not include hex bolster

Colors Available



ADD SUFFIX TO STOCK NUMBER FOR SPECIAL COLORS.



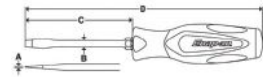
SHDXL80R



SHDX40R



GSHDX80R



Standard/Hard Handle

	Stock No.	A	B	C	D	Set Contains:	
Flat Tip Industrial Finish Shank	GSHD1R†	.037	1/4	1-5/8	3-1/2	•	
	GSHD2R	.032	7/32	2-15/16	7	•	
	GSHD4R	.037	1/4	3-15/16	8-7/8	•	
	GSHD6R	.046	5/16	5-15/16	10-27/32	•	
	GSHD8R	.050	3/8	7-29/32	13-13/32	•	
PHILLIPS® Tip Industrial Finish Shank	GSHDP22IRR†	#2	1/4	1-5/8	3-1/2	•	
	GSHDP31IRR	#1	3/16	2-31/32	7-1/8	•	•
	GSHDP42IRR	#2	1/4	3-31/32	8-7/8	•	
Flat Tip Cabinet	SHD146R*†	.030	3/16	6	10-1/8		•
	SHD480R*†	.032	1/4	8	12-3/4		•
	SHD4120R*†	.032	1/4	12	16-3/4		•
	SHD4160R*†	.032	1/4	16	20-3/4		•
PHILLIPS® Tip Cabinet	SHDP61R*†	#1	3/16	6	10-1/4		•
	SHDP82R*†	#2	1/4	8	12-7/8		•
	SHDP122R*†	#2	1/4	12	16-3/4		•
	SHDP162R*†	#2	1/4	16	20-3/4		•
Flat Tip Mini Tip	SHD304R*†	.018	1/8	3	5-7/8	•	
	SHD306R*†	.030	3/16	3	5-7/8	•	
PHILLIPS® Tip Mini Tip	SHDP300R*†	#0	1/8	3	5-13/16		•
	SHDP301R*†	#1	3/16	3	5-13/16		•

Sets include storage tray
†Does not include hex bolster

Colors Available

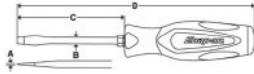


ADD SUFFIX TO STOCK NUMBER FOR SPECIAL COLORS.



- Do not use screwdrivers as prybars, chisels or punches.
- Read Safety Precautions on pages W1-W4

SOFT HANDLE FLAT TIP INSTINCT®



SGD2BR



SGD306BR



SGDS50BR



SGD480BR



SGD424BR

— Standard/Soft Handle, Chrome

Set Contains:

SGDS50BR

	Stock No.	A	B	C	D	
Soft	SGD2BR	.035	7/32	2-15/16	7	•
	SGD4BR	.040	1/4	3-15/16	8-7/8	•
	SGD6BR	.050	5/16	5-15/16	10-27/32	•
	SGD8BR	.055	3/8	7-29/32	13-13/32	
	SGD10BR	.055	3/8	10	15-7/16	
Flat Tip Cabinet	SGD146BR†	.030	3/16	5-13/16	10-1/8	
	SGD480BR†	.032	1/4	7-15/16	12-3/4	
	SGD1410BR†	.032	3/16	10	14-5/32	
	SGD1416BR†	.032	3/16	16	20-5/32	
	SGD4100BR†	.032	1/4	9-15/16	14-3/4	
	SGD4120BR†	.032	1/4	11-15/16	16-3/4	
	SGD4160BR†	.032	1/4	15-15/16	20-3/4	
Flat Tip Mini-Tip	SGD304BR†	.020	1/8	3	5-7/8	•
	SGD306BR†	.030	3/16	3	5-7/8	•
Extra-Long	SGD424BR†*	.046	1/4	24	28-3/4	

Sets include storage tray
 †Does not include hex bolster
 *Industrial finish

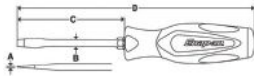
Colors Available



Red Orange Green
 R O G

ADD SUFFIX TO STOCK NUMBER FOR SPECIAL COLORS.

HARD HANDLE FLAT TIP INSTINCT®



GSHD4R



SHD6R



SHD304R



SHD4160R

— Standard/Hard Handle, Chrome

	Stock No.	A	B	C	D
Flat Tip Standard	SHD1R†	.040	1/4	1-5/8	3-1/2
	SHD2R	.035	7/32	2-15/16	7
	SHD4R	.040	1/4	3-15/16	8-7/8
	SHD6R	.050	5/16	5-15/16	10-27/32
	SHD8R	.055	3/8	7-29/32	13-13/32
	SHD10R	.055	3/8	10	15-7/16
	Flat Tip Industrial Finish Shank	GSHD1R*†	.037	1/4	1-5/8
GSHD2R*		.032	7/32	2-15/16	7
GSHD4R*		.037	1/4	3-15/16	8-7/8
GSHD6R*		.046	5/16	5-15/16	10-27/32
GSHD8R*		.050	3/8	7-29/32	13-13/32
Flat Tip Cabinet	SHD146R†	.030	3/16	6	10-1/8
	SHD480R†	.032	1/4	8	12-3/4
	SHD4120R†	.032	1/4	12	16-3/4
	SHD4160R†	.032	1/4	16	20-3/4
Flat Tip Mini Tip	SHD304R†	.018	1/8	3	5-7/8
	SHD306R†	.030	3/16	3	5-7/8

†Does not include hex bolster
 *Industrial finish

Colors Available



Red Orange Green
 R O G

ADD SUFFIX TO STOCK NUMBER FOR SPECIAL COLORS.

FLAT TIP/POCKET AND SPARK TEST



SDD2040

— Pocket, Chrome

Stock No.	Type	Description	A	D
SDD2040	Pocket	Flat Tip Pocket Screwdriver	.025	4-3/4
SDD2240	Pocket	Flat Tip Pocket Screwdriver with Magnet	.025	4-3/4



SDD214

— Spark Test, Chrome

Stock No.	Type	Description	A	D
SDD214	Spark Test	Flat Tip Spark Test Screwdriver	.025 x 1/8	5-1/8

— Miniature

Stock No.	Description	A	D
SDD244	Flat Mini Screwdriver	.017	4-3/4



SDD244

SOFT HANDLE PHILLIPS® **INSTINCT®**



SGDP42IRBR

✦ Standard/Soft Handle, Chrome

Stock No.	A	B	C	D
SGDP31IRBR	#1	3/16	2-31/32	7-1/8
SGDP42IRBR	#2	1/4	3-31/32	8-7/8
SGDP62IRBR	#2	1/4	6	10-7/8
SGDP63IRBR	#3	5/16	6	10-13/16
SGDP64IRBR	#4	3/8	6	11-1/2
SGDP84BR	#4	3/8	8	15-5/8

Colors Available



R O G
ADD SUFFIX TO STOCK NUMBER FOR SPECIAL COLORS.



SGDP82BR

✦ Cabinet-Type/Soft Handle, Chrome

Stock No.	A	B	C	D
SGDP61BR†	#1	3/16	6	10
SGDP101BR†	#1	3/16	10	14-1/8
SGDP82BR†	#2	1/4	8	13
SGDP102BR†	#2	1/4	9-3/8	14-1/4
SGDP122BR†	#2	1/4	12	17
SGDP162BR†	#2	1/4	16	21

†Does not include hex bolster

Colors Available




R O G
ADD SUFFIX TO STOCK NUMBER FOR SPECIAL COLORS.

✦ Mini Tip/Soft Handle, Chrome

Stock No.	A	B	C	D	Set Contains:
SGDP300BR†	#0	1/8	3	6	•
SGDP301BR†	#1	3/16	3	6	•
SGDP31IRBR	#1	3/16	2-31/32	7-1/8	•
SGDP42IRBR	#2	1/4	3-31/32	8-7/8	•
SGDP63IRBR	#3	5/16	5-29/32	10-13/16	•

Sets include storage tray
†Does not include hex bolster

SGDP50R
Set Contains:



SGDP50R

SGDP301BR

Colors Available



R O G
ADD SUFFIX TO STOCK NUMBER FOR SPECIAL COLORS.

✦ Extra-Long/Soft Handle, Chrome

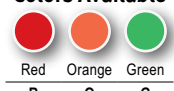
Stock No.	A	B	C	D
SGDP116BR†	#1	3/16	16	20-5/32
SGDP216BR†	#2	3/16	16	20-5/32
SGDP242BR*†	#2	1/4	24	28-3/4

†Does not include hex bolster
*Industrial finish



SGDP216BR

Colors Available



R O G
ADD SUFFIX TO STOCK NUMBER FOR SPECIAL COLORS.



- Do not use screwdrivers as prybars, chisels or punches.
- Read Safety Precautions on pages W1-W4

SOFT HANDLE PHILLIPS® INSTINCT®



Diamond Tip

- Diamond particles “bite” into fasteners which minimizes slipping
- Diamond tips are extremely hard for long lasting performance and minimal wear
- Hex shape blades allow a wrench to be used for higher torque applications
- Tip identifier on the crown helps to quickly identify the needed tool

Set Contains:

SGDDP50BR

Stock No.	A	B	C	D	
SGDDP31RBR	#1	.197	3	7-5/32	•
SGDDP42RBR	#2	.236	4	8-29/32	•
SGDDP61RBR	#1	.197	6	10-5/32	•
SGDDP62RBR	#2	.236	6	10-29/32	•
SGDDP63RBR	#3	.315	5-3/4	10-5/8	•

Sets include storage tray

HARD HANDLE PHILLIPS® INSTINCT®



SHDP62IRR

✦ Standard/Hard Handle, Chrome


Stock No.	A	B	C	D
SHDP22IRR†	#2	1/4	1-5/8	3-1/2
SHDP31IRR	#1	3/16	2-31/32	7-1/8
SHDP42IRR	#2	1/4	3-31/32	8-7/8
SHDP62IRR	#2	1/4	6	10-13/32
SHDP63IRR	#3	5/16	6	10-13/16
SHDP64IRR	#4	3/8	6	11-1/2

†Does not include hex bolster

Colors Available



R O G
ADD SUFFIX TO STOCK NUMBER FOR SPECIAL COLORS.

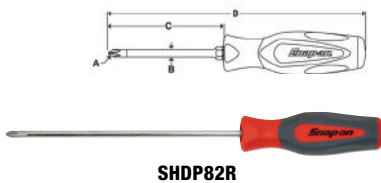


GSHDP22IRR

Standard/Hard Handle, Industrial

Stock No.	A	B	C	D
GSHDP22IRR†	#2	1/4	1-5/8	3-1/2
GSHDP31IRR	#1	3/16	2-31/32	7-1/8
GSHDP42IRR	#2	1/4	3-31/32	8-7/8

†Does not include hex bolster



SHDP82R

✦ Cabinet-Type/Hard Handle, Chrome

Stock No.	A	B	C	D
SHDP61R†	#1	3/16	6	10-1/4
SHDP82R†	#2	1/4	8	12-7/8
SHDP122R†	#2	1/4	12	16-3/4
SHDP162R†	#2	1/4	16	20-3/4

†Does not include hex bolster

Colors Available

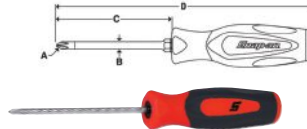


R O G
ADD SUFFIX TO STOCK NUMBER FOR SPECIAL COLORS.

✦ Mini Tip/Hard Handle, Chrome

Stock No.	A	B	C	D
SHDP300R†	#0	1/8	3	5-13/16
SHDP301R†	#1	3/16	3	5-13/16

†Does not include hex bolster



SHDP300R


Colors Available



ADD SUFFIX TO STOCK NUMBER FOR SPECIAL COLORS.

✦ Pocket, Chrome

Stock No.	Description	A	B	C	D
SDDP204B0	PHILLIPS® #1 Pocket Screwdriver	#1	1/8	2	4-7/8



SDDP204B0

SOFT GRIP (Blue-Point®)

Soft Grip (Blue-Point®)

Tip Style	Stock No.	Tip Size	Blade Length, inches (mm)	Length, inches	Set Contains:
Flat Tip	BSGD3	1/8	3 (76)	6-1/2	•
	BSGD4	7/32	5 (127)	9	•
	BSGD5	1/4	6 (152)	10-1/4	•
	BSGD6	5/16	7 (178)	11-1/4	•
	BSGD7	3/8	8 (203)	12-3/8	•
PHILLIPS®	BSGDP41	#1	4 (102)	8	•
	BSGDP52	#2	5 (127)	9-1/4	•

BSGDx70



BSGDx70

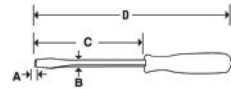
ELECTRONIC SERVICE

Electronic Miniature/Long

Made with electrostatic dissipative (ESD) safe material that protects against the transfer of static charges that can damage sensitive electronic components. Compact, comfortable soft grip handle. Rotational cap for quick turning and precise torque application. Strong alloy blade in 1/8, 5/32 or 3/16" diameters provide clearance in tight applications. ESD mark on each tool.



SGDEL40ESD



Electronic Thin Blade

Tip Style	Stock No.	A	B	C	D	Set Contains:
Flat Tip	SGDE43ESD	1/8	1/8	3	6-3/8	
	SGDE44ESD	1/8	1/8	4	7-23/64	
	SGDE46ESD	1/8	1/8	6	9-21/64	
	SGDE610ESD	3/16	3/16	10	13-17/64	
	SGDE63ESD	3/16	3/16	3	6-3/8	
	SGDE64ESD	3/16	3/16	4	7-23/64	
	SGDE66ESD	3/16	3/16	6	9-21/64	
	SGDE68ESD	3/16	3/16	8	11-19/64	
	SGDEL8ESD	3	1/8	8	11-3/8	•
	SGDEL10ESD	4	5/32	10	13-3/8	•
PHILLIPS®	SGDELP8ESD	#0	1/8	8	11-3/8	•
	SGDELP10ESD	#1	5/32	10	13-3/8	•
	SGDEP30ESD	#0	1/8	3	6-3/8	
	SGDEP61ESD	#1	5/32	6	9-21/64	

SGDEL40ESD



SGDE43ESD



SGDE64ESD

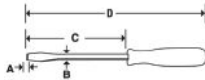


SGDEP30ESD



• Do not use screwdrivers as prybars, chisels or punches.
• Read Safety Precautions on pages W1-W4

ELECTRONIC SERVICE



SGDE70ESD

Electronic Miniature, Flat

Made with electrostatic dissipative (ESD) safe material that protects against the transfer of static charges that can damage sensitive electronic components. Compact, comfortable soft grip handle. Rotational cap for quick turning and precise torque application. Strong alloy blade in 1/8, 5/32 or 3/16" diameters provide clearance in tight applications. ESD mark on each tool.

— + Electronic Miniature

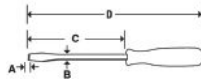
Set Contains: **SGDE70ESD**

Flat Tip	Stock No.	A	B	C	D	
Flat Tip	SGDE215ESD	1/8	5/64	2	5-1/2	•
	SGDE220ESD	3/32	5/64	2	5-3/4	•
	SGDE225ESD	3/32	3/32	2	5-3/4	•
	SGDE230ESD	1/8	1/8	2	5-3/4	•
PHILLIPS®	SGDEP200ESD	#00	5/64	2	5-3/4	•
	SGDEP20ESD	#0	1/8	2	5-3/4	•
	SGDEP21ESD	#1	5/32	3	6-1/2	•

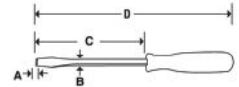
Set shown includes storage case.



SGDE33ESD



SGDET70ESD



Set Contains: **SGDET70ESD**

Potentiometer Adjuster, Chrome

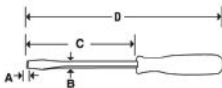
Stock No.	A	B	C	D
SGDE33ESD	3/32	3/32	3	6-3/8

Electronic Miniature/TORX®

Set Contains: **SGDET70ESD**

Stock No.	A	B	C	D	
SGDET26ESD	T6	3/32	2	5-1/2	•
SGDET27ESD	T7	3/32	2	5-1/2	•
SGDET28ESD	T8	3/32	2	5-1/2	•
SGDET29ESD	T9	3/32	2	5-1/2	•
SGDET210ESD	T10	1/8	2	5-1/2	•
SGDET215ESD	T15	5/32	3	6-1/2	•
SGDET220ESD	T20	5/32	3	6-1/2	•

Set shown includes storage case.



SGDEH70ESD

Electronic Miniature/Hex

Set Contains: **SGDEH70ESD**

Stock No.	A	B	C	D	
SGDEH304ESD	1/16	5/64	2	5-1/2	•
SGDEH306ESD	3/32	1/8	3	6-1/2	•
SGDEH307ESD	7/64	9/64	3	6-1/2	•
SGDEH315ESD	1.5	3/32	2	5-1/2	•
SGDEH320ESD	2	3/32	2	5-1/2	•
SGDEH325ESD	2.5	1/8	3	6-1/2	•
SGDEH330ESD	3	9/64	3	6-1/2	•

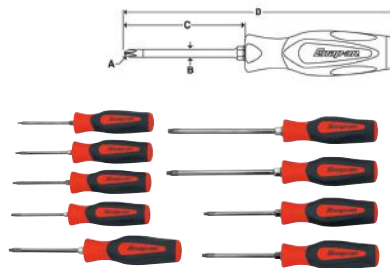
Set shown includes storage case.

★ Standard/Soft Handle, Chrome

- Designed for internal-type TORX® fasteners used in automotive and appliance
- Tips are precision cut and vapor blasted for best possible grip
- Chrome-plated blades for superior corrosion resistance and easy clean-up
- Hex bolsters for wrench-assisted turning
- Instinct® soft grip handles offer unique combination of power, comfort and versatility

Stock No.	A	B	C	D	Set Contains:	
SGDTX38BR	T8	3/16	3	7-1/4		•
SGDTX310BR	T10	3/16	3	7-1/4		•
SGDTX315BR*	T15	3/16	3	7-1/4	•	•
SGDTX320BR*	T20	3/16	3	7-1/4	•	•
SGDTX425BR*	T25	1/4	4	8-7/8	•	•
SGDTX427BR*	T27	1/4	4	8-7/8	•	•
SGDTX430BR*	T30	1/4	4	8-7/8	•	•
SGDTX640BR	T40	5/16	6	10-7/8		•
SGDTX645BR	T45	5/16	6	10-7/8		•

Sets include storage tray.



SGDTX90BR

Colors Available



Red Orange Green

* R O G

ADD SUFFIX TO STOCK NUMBER FOR SPECIAL COLORS.

★ Long/Soft Handle, Chrome

- TORX® tip offers optimal fastener engagement with minimal cam-out
- Thin, strong alloy blade provides excellent clearance and turning force
- Longer exposed lengths provide access to difficult-to-reach fasteners such as head/tail light assemblies

Stock No.	A	B	C	D	Set Contains:	
SGDTX1008BR	T8	3/16	10	14-1/8		•
SGDTX1010BR	T10	3/16	10	14-1/8		•
SGDTX1015BR	T15	3/16	10	14-1/8		•
SGDTX1020BR	T20	3/16	10	14-1/8		•
SGDTX1225BR	T25	1/4	12	16-7/8		•
SGDTX1227BR	T27	1/4	12	16-7/8		•
SGDTX1230BR	T30	1/4	12	16-7/8		•

Set includes storage tray



SGDTXL70BR

★ Pozidriv® Standard/Soft Grip, Chrome

- Tips have wedges for a tight fit on Pozidriv® fasteners
- PHILLIPS® tip drivers should not be used on Pozidriv® fasteners as they will ride out of the recess, round tool and screw recess corners

Stock No.	A	B	C	D	Set Contains:	
SGDZ31BR	#1	3/16	3	7-1/4		•
SGDZ42BR	#2	1/4	4	8-7/8		•
SGDZ63BR	#3	5/16	6	10-7/8		•
SGDZ84BR	#4	3/8	8	13-7/16		•

Set includes storage tray



SGDZ40BR

★ Mini-Tip/Soft Handle, Chrome


- Designed for internal-type TORX® fasteners used in the automotive and appliance industries

Stock No.	A	B	C	D	Set Contains:	
SGDT308BR	T8	3/16	3	5-7/8	•	•
SGDT310BR	T10	3/16	3	5-7/8	•	•
SGDT315BR	T15	3/16	3	5-7/8	•	•
SGDT320BR	T20	3/16	3	5-7/8	•	•

Set includes storage tray

*Sets shown include foam organizer.

SGDTX130BR*
SGTX40BR



SGTX40BR

Colors Available



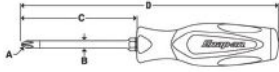
Red Orange Green

* R O G

ADD SUFFIX TO STOCK NUMBER FOR SPECIAL COLORS.



- Do not use screwdrivers as prybars, chisels or punches.
- Read Safety Precautions on pages W1-W4



SGDTRX50BR

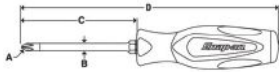
✦ Tamper-Resistant/Soft Handle, Chrome

- A hole in the end of each bit tip fits over the center peg in TORX® tamper-resistant fasteners

SGDTRX50BR
Set Contains:

Stock No.	A	B	C	D	
SGDTRX315BR	T15	3/16	3	7-1/4	•
SGDTRX320BR	T20	3/16	3	7-1/4	•
SGDTRX425BR	T25	1/4	4	8-7/8	•
SGDTRX427BR	T27	1/4	4	8-7/8	•
SGDTRX430BR	T30	1/4	4	8-7/8	•

Set includes storage tray



SGDTRXL70BR


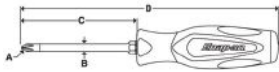
✦ Tamper-Resistant/Soft Handle/Long, Chrome

- A hole in the end of each bit tip fits over the center peg in TORX® tamper-resistant fasteners
- Common uses include door and interior trim panels, headlight assemblies and switch modules

SGDTRXL70BR
Set Contains:

Stock No.	A	B	C	D	
SGDTRX608BR	T8	3/16	6	10	•
SGDTRX610BR	T10	3/16	6	10	•
SGDTRX615BR	T15	3/16	6	10	•
SGDTRX620BR	T20	3/16	6	10	•
SGDTRX825BR	T25	1/4	8	12-3/4	•
SGDTRX827BR	T27	1/4	8	12-3/4	•
SGDTRX830BR	T30	1/4	8	12-3/4	•

Set includes storage tray



SGTRXL40BR

✦ Tamper-Resistant/Soft Handle/Long Mini-Tip, Chrome

- A hole in the end of each bit tip fits over the center peg in TORX® tamper-resistant fasteners

SGTRXL40BR
Set Contains:

Stock No.	A	B	C	D	
SGDTR608B	T8	3/16	6	8-7/8	•
SGDTR610B	T10	3/16	6	8-7/8	•
SGDTR615B	T15	3/16	6	8-7/8	•
SGDTR620B	T20	3/16	6	8-7/8	•

Set includes storage tray

Instinct® Soft Handle Combination Foam Sets

SGMINI16FR 16 pc Instinct® Soft Grip Mini-Tip Combination Screwdriver, TORX®, Picks and Seal Removers Foam Set

- Includes (2) 1/8 and 3/16", (2) #0 and #1 PHILLIPS® and (4) T8, T10, T15 AND T20 TORX® drivers, plus (4) hook, 90°, 45° and awl picks, and (4) long and short spoon and long and short contoured seal removers in a foam organizer
- Wide tri-lobe grip design and Snap-on® bolstered, special alloy steel blade supply turning power when needed
- Nickel-chrome plating helps protect against corrosion and promotes easy clean up
- Blades of picks and removers are made from tough SAS material, extending the life of the tool
- Modular design of foam organizer provides in-drawer reconfiguration for new tools
- Fits in 2" drawer
- Push-To-Lift feature facilitates tool retrieval while maintaining max tool density on smallest footprint
- Contrasting colors provide visual control which eliminates time searching for missing tools
- Closed cell cross-linked foam resist oils, solvents, and fuels—easy-to-clean



SGMINI16FR

Colors Available



R O G
ADD SUFFIX TO STOCK NUMBER FOR SPECIAL COLORS.

★ Standard/Hard Handle, Chrome

Set Contains:

SHDXT90R

Stock No.	A	B	C	D	
SHDXT38R	T8	3/16	3	7-1/4	•
SHDXT310R	T10	3/16	3	7-1/4	•
SHDXT315R	T15	3/16	3	7-1/4	•
SHDXT320R	T20	3/16	3	7-1/4	•
SHDXT425R	T25	1/4	4	8-7/8	•
SHDXT427R	T27	1/4	4	8-7/8	•
SHDXT430R	T30	1/4	4	8-7/8	•
SHDXT640R	T40	5/16	6	10-7/8	•
SHDXT645R	T45	5/16	6	10-7/8	•

Set includes storage tray



SHDXT90R

Colors Available



R O G
ADD SUFFIX TO STOCK NUMBER FOR SPECIAL COLORS.

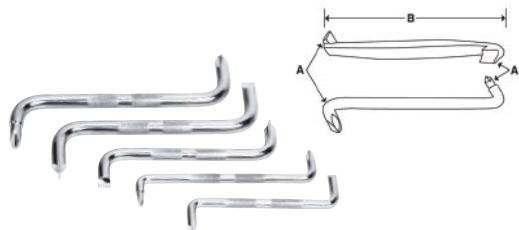
SPECIAL APPLICATION

— + 90° Offset, Chrome

Set Contains:

ST50A

Product Type	Stock No.	A	B	
PHILLIPS®	120SSDP	#1 and #2	4-3/4	•
	340SSDP	#3 and #4	6	•
Flat Tip	10SSD	.040 x 1/4	4	•
	20SSD	.050 x 5/16	4-11/16	•
	30SSD	.060 x 3/8	5-1/2	•

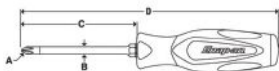


ST50A



- Do not use screwdrivers as prybars, chisels or punches.
- Read Safety Precautions on pages W1-W4

SPECIAL APPLICATION



Colors Available



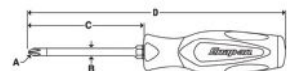
ADD SUFFIX TO STOCK NUMBER FOR SPECIAL COLORS.

Ball Hex Tip/Soft Handle, Metric

Set Contains:

SGABM900BR

Stock No.	A	B	C	D	
SGABM20BR	2	1/8	3	5-13/16	•
SGABM25BR	2.5	1/8	3	5-13/16	•
SGABM30BR	3	3/16	3	7-5/32	•
SGABM40BR	4	3/16	3	7-5/32	•
SGABM50BR	5	3/16	3	7-5/32	•
SGABM60BR	6	5/16	4	8-29/32	•
SGABM70BR	7	5/16	6	10-29/32	•
SGABM80BR	8	5/16	6	10-29/32	•
SGABM100BR	10	3/8	8	13-1/2	•



Colors Available



ADD SUFFIX TO STOCK NUMBER FOR SPECIAL COLORS.

Ball Hex Tip/Soft Handle, SAE

Set Contains:

SGAB1000BR

Stock No.	A	B	C	D	
SGAB6BR	3/32	1/8	3	5-13/16	•
SGAB7BR	7/64	1/8	3	5-13/16	•
SGAB8BR	1/8	3/16	3	7-5/32	•
SGAB9BR	9/64	3/16	3	7-5/32	•
SGAB10BR	5/32	3/16	3	7-5/32	•
SGAB12BR	3/16	3/16	3	7-5/32	•
SGAB14BR	7/32	5/16	4	8-29/32	•
SGAB16BR	1/4	5/16	4	8-29/32	•
SGAB20BR	5/16	5/16	6	10-29/32	•
SGAB24BR	3/8	3/8	8	13-1/2	•



S6180



S6189

Dzus® Fasteners, Chrome

- For Dzus®-type fasteners used in aircraft and auto racing applications

Stock No.	Tip Thickness, inches	Tip Width, inches	Blade Length Exposed, inches	Length, inches
S6180	3/64	1/2	2	6-13/32
S6189	1/32	19/64	2	5-47/64



SDDD101



SDDD41

Reversible Blade Screwdrivers and Sets

Set Contains:

SDDD101 SDDD41

Stock No.	Description		
SDMDP1S4	PH#1/S4 bit	•	
SDMDP2S4	PH#2/S4 bit	•	
SDMDT15T20	T15/T20 Diamond Reversible TORX® 1/4" Hex Shank Bit	•	
SDMDT25T30	T25/T30 Diamond Reversible TORX® 1/4" Hex Shank Bit	•	
SDDD-1	Tube	•	•
SDMD4P1S4	PH#1/S4 bit	•	
SDMD4P2S4	PH#2/S4 bit	•	

SDDD101 Reversible Blade Screwdriver Set

- Includes (4) reversible bits for (8) different tip sizes: 1/4" and 3/16" flat tips, PHILLIPS® #1 and #2 tips, TORX® T15, T20, T25 and T30 tips
- Individual 1/4" and 5/16" nut drivers
- Durable, classic hard handle is textured for a sure grip

SDDD41 Reversible Blade Screwdriver Set

- Includes (2) reversible bits for four different tip sizes: 9/32" and 13/64" flat tip, PHILLIPS® #1 and #2 tips
- Durable, classic hard handle is textured for a sure grip

Miniature, Chrome

CM6551A† 5 pc Miniature Screwdriver Set


- Includes (4) blades in the following flat tip sizes: .055", .070", .080" and .100"
- Includes awl and plastic pouch



Pocket Screwdrivers with Reversible Bit

SDDDM1AR Pocket Screwdriver with Reversible Bit

- Handy pocket clip adds convenience, keep a pocket screwdriver within arms' reach at all times
- Slim-profile classic handle for easy storage in pocket or glove box
- Built in magnet helps retain reversible bit so that it is always available when you need it



ADD SUFFIX TO STOCK NUMBER FOR SPECIAL COLORS

Pop-Up Screwdriver and Diamond Bit Set

SGDQ16KT† Screwdriver Kit

- Easy-to-use spring-loaded shank can adjust to different lengths for clearance, as well as compact storage
- Shank can be fully released to allow for use with cordless drills
- Highly engineered collet incorporates both a magnetic and mechanical locking system to securely hold bits
- Rotating collet sleeve for spinning when quickly setting/removing fasteners
- Diamond particles bite into fasteners, which minimizes cam-out and stripping
- Kit includes: SGDQ6 Pop-Up Screwdriver, SDMD221 and SDMD223 PHILLIPS® Diamond Bits (#1, #2, #3), SDMD213 Flat Tip Diamond Bit, SDMDT10, SDMDT30 TORX® Diamond Bits (T10-T30), and SDMD321, and SDMD323 Power PHILLIPS® Diamond Bits (#1, #2, #3) in a PAKSCO62 Nylon Pouch



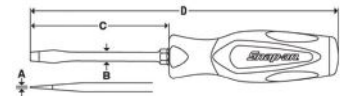
SGDQ6† Pop Up Shank Screwdriver

Square Tip

- Square Tip Screwdrivers offer excellent fastener engagement
- Tips are precision cut and vapor blasted for optimal grip
- Intended for use on #3–12 Square Tip Fasteners

Set Contains: **SDDR40**

Stock No.	Description	Tip	C	D	
SDDROB43	Black	#3	4	8-13/32	•
SDDROB42R	Red	#2	4	8-13/32	•
SDDROB31G	Green	#1	3	6-21/32	•
SDDROB30Y	Yellow	#0	3	6-21/32	•



SDDR40

Low-Profile Screwdrivers

- Screwdrivers provide ability to turn screws in extremely limited-access areas where other products cannot reach
- Special alloy steel screwdriver bits are the shortest bits possible (10 mm) but still allow for full engagement of the screw
- Heat-treated contoured handle for comfort and ease of use
- Flat, low-profile design fits in extremely tight areas
- Used in the aviation, aerospace and automotive industries
- Can be used in assembly, on motorcycles and for small engine repairs
- Tether hole in the handle helps prevent FOD (Foreign Object Damage)

Stock No.	Description	Length, inches
SSFP1	Low Profile PHILLIPS® #1 Tip	4-9/32
SSFP2	Low Profile PHILLIPS® #2 Tip	4-9/32
SSF1	Low Profile Flat Tip	4-9/32



SSFP1



SSFP2

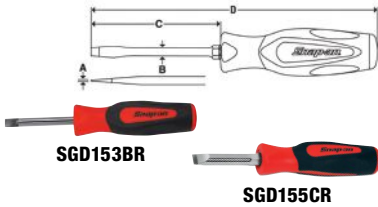


SSF1



• Do not use screwdrivers as prybars, chisels or punches
 ‡These products can expose you to chemicals which are known to the state of California to cause cancer and reproductive harm. See pages P1–P2 for details.
 • Read Safety Precautions on pages W1–W4

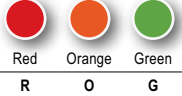
SPECIAL APPLICATION



SGD153BR

SGD155CR

Colors Available



ADD SUFFIX TO STOCK NUMBER FOR SPECIAL COLORS

Marine Plug Screwdrivers

- Intended for use on marine plugs and other large-slotted fasteners requiring high torque
- SGD155 series features a large hex bolster for wrench-assisted turning

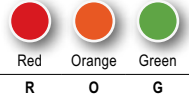
Stock No.	A	B	C	D
SGD153BR	.050	3/8	2-3/4	8-1/4
SGD155CR	.050	1/2	2-29/32	10-3/8



SPRG618R

SPRG625R

Colors Available




ADD SUFFIX TO STOCK NUMBER FOR SPECIAL COLORS

Push-Pull Spring Tools

- Designed to securely hold and maneuver small- to medium-sized springs
- Deep V-groove tip and C-groove capture prevents spring from sliding off
- Thicker shank versus picks
- Comfortable, durable acetate handle
- Use to remove light- to medium-duty compression or extension springs, door springs, latch springs, deck tensioner and stabilizer springs on tractors/mowers, brake adjuster springs, throttle return springs and recessed can lights with internal springs; also use to move or position thick-gauge wire and harnesses or to pull cotter pins/latch pins
- Important: These spring tools are non-insulated and should only be used in non-energized applications

Stock No.	A	B	C	D
SPRG618R	3/32	3/16	5-29/32	9-9/16
SPRG625R	7/64	1/4	5-29/32	10-5/16

POZIDRIV® HARD HANDLE INSTINCT®



SHDZ22R

✦ Pozidriv® Standard/Hard Handle, Chrome

- Walls on tips are less tapered than PHILLIPS® tips
- Tips have wedges for a tight fit on Pozidriv® fasteners
- Important: PHILLIPS® tip drivers should not be used on Pozidriv® fasteners (and vice versa), as they will ride out of the recess, round the tool and screw recess corners

Set Contains:

SHDZ40R

Stock No.	A	B	C	D	
SHDZ22R	#2	1/4	1-1/2	3-3/4	
SHDZ31R	#1	3/16	3	7-1/4	•
SHDZ42R	#2	1/4	4	8-7/8	•
SHDZ63R	#3	5/16	6	10-7/8	•
SHDZ84R	#4	3/8	8	13-7/16	•

RATCHETING SCREWDRIVERS (Blue Point®)



BSGDMR6

Ratcheting Screwdrivers (Blue-Point®)

BSGDMR6 6-Bit Ratcheting Standard Screwdriver (Blue-Point®)

- 45-tooth ratcheting mechanism ensures precise positioning and movement
- Bits are stored in a bit magazine inside the handle
- Includes (6) 1/4" hex bits: flat tip (4.5 and 5.5), PHILLIPS® (#1 and #2) and TORX® (T15 and T20)
- Bits are a consumable and carry no warranty

RATCHETING SCREWDRIVERS/SOFT GRIP HANDLE SYSTEM



SGD Series Screwdrivers Feature:

- High-quality, interchangeable knurled stainless-steel shanks
- Strong magnetic bit retention
- Smooth ratcheting mechanism (US Patent 7,213,491)
- Soft solvent-resistant handle material provides a comfortable, non-slip surface (US Patent 421,888)
- “Thumbs up” forward/lock/reverse lever for easy directional changes

All Handles

- Soft, solvent-resistant cover material to provide a positive gripping surface
- “Thumbs up” forward/reverse lever for quick directional changes
- High-quality knurled stainless steel shanks
- Contoured thumb stop at base of handle helps user apply maximum pressure to the fastener
- Smooth ratcheting mechanism
- Use with any SGDMRC series interchangeable shanks
- Patented ergonomic handle shape provides comfort and control
- Comfort crown of handle cap provides low-friction surface for palm while turning

Five-Position Handle

- Features 0, 30 and 60° locking positions for optimal ergonomics (US Patent 7,481,135)
- Designed for right- or left-hand operation
- Handle stores up to seven insert bits


Stubby Handle

- Compact size for limited clearance applications
- No bit storage in handle

Standard Handle

- Cap functions as a bit holder when working in tight quarters
- Handle stores up to 10 bits

Colors Available



ADD SUFFIX TO STOCK NUMBER FOR SPECIAL COLORS

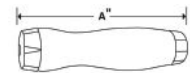
Five-Position Handle Ratcheting Screwdrivers

	Stock No.	Handle	Shank	Flat Tip Bit	PHILLIPS® Bit	C	D
5-Position	SGDMRCE44	SGDMRCE4	SGDMRC1-10	SDM213B	SDM222IRB	2-5/8	8-1/2
Standard	SGDMRC44B	SGDMRC4	SGDMRC4-40	SDM213B	SDM222IRB	3-7/8	9-3/4
Stubby	SGDMRC11A	SGDMRC1A	SGDMRC1-10	—	—	2	4-1/2

All stubby screwdrivers include SDM222IRB PHILLIPS® Tip Bit.

Soft Grip Handles

Stock No.	Handle Type	A
SGDMRC1A	Stubby	2-5/8
SGDMRC4A	Standard	6
SGDMRCE4	5-Position	5-7/8



Colors Available



ADD SUFFIX TO STOCK NUMBER FOR SPECIAL COLORS


Ratcheting Screwdriver Sets

SGDMRC31RK Stubby Ratchet Metric Screwdriver Set

- Ideal set for applications where space is at a premium
- Stubby ratcheting screwdriver accepts interchangeable stainless steel shanks with strong magnetic bit retention (2" and 3-3/4" L included)
- Smooth ratchet action with forward/reverse lock mechanism
- Set includes (8) 1/4" drive sockets (5–13 mm), (6) metric hex bits (2–6 mm), (8) TORX® bits (T9–T40), (2) flat bits, (3) PHILLIPS® ACR® bits and (1) 1/4" hex-to-1/4" square adaptor in a storage case



Colors Available



ADD SUFFIX TO STOCK NUMBER FOR SPECIAL COLORS

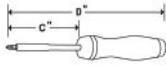


- Do not use screwdrivers as prybars, chisels or punches.
- Read Safety Precautions on pages W1–W4

RATCHETING SCREWDRIVERS/SOFT GRIP HANDLE SYSTEM



SSDMR4B



Colors Available



ADD SUFFIX TO STOCK NUMBER FOR SPECIAL COLORS

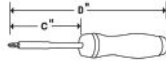
Standard Handle

Stock No.	Handle Type	Handle Color	C	D
SSDMR4B	Standard	Black	3-25/32	8-3/4

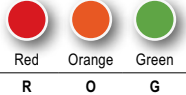
Includes SDM211B (3/16") and SDM213B (9/32") Flat Tip bits plus SDM221IRB (#1), SDM222IRB (#2) and SDM223IRB (#3) PHILLIPS® ACR® bits. To service the drivers above, order RKRSSDMR4AC (Ratcheting Screwdriver Service Kit).



SSDMR1AR



Colors Available



ADD SUFFIX TO STOCK NUMBER FOR SPECIAL COLORS

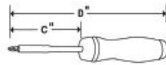
Stubby Handle

Stock No.	Handle Color	C	D
SSDMR1AR	Red	1-15/16	4-5/16

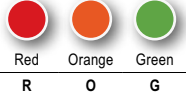
Includes SDM222IRB #2 PHILLIPS® ACR® bit. To service the drivers above, order RKRSSDMR4AC (Ratcheting Screwdriver Service Kit). SSDMR4B200* (End Cap Replacement)



SSDMR8AR



Colors Available



ADD SUFFIX TO STOCK NUMBER FOR SPECIAL COLORS

Standard Handle, Long

Stock No.	Handle Type	Handle Color	C	D
SSDMR8AR	Long	Red	7-7/16	12-15/16

Includes SDM211B (3/16") and SDM213B (9/32") Flat Tip bits plus SDM221IRB (#1), SDM222IRB (#2) and SDM223IRB (#3) PHILLIPS® ACR® bits. RKRSSDMR4AC (Ratcheting Screwdriver Service Kit).



SSDMRT4R



SSDMRT8A

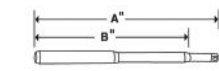
T-Handle

Stock No.	Dimension A, Shank Length, inches	Dimension B, Overall Length, inches	Handle Type
SSDMRT1	2	3-15/16	T-Handle, Stubby
SSDMRT4	3-7/8	5-27/32	T-Handle, Stubby
SSDMRT8A	8	10	T-Handle, Stubby

Includes SDM222IRB #2 PHILLIPS® ACR® bit. RKRSSDMR4AC (Ratcheting Screwdriver Service Kit).



SGDMRC1-10



SGDMRC4-40



SGDMRC4-80



SGDMRC4-TM4



SGDMRC4-TMF4



SGDMRC-SP

Interchangeable Shanks

- Use with handles in the Soft Grip Ratcheting Screwdriver System
- Neodymium magnet in shank holds bit securely
- 1/4" square drive shanks in standard and flexible styles allow attachment of a wide range of 1/4" drive sockets and accessories

Stock No.		A	B
SGDMRC1-10	Magnetic Shank/Bit Holder	3-1/4	2
SGDMRC4-40	Magnetic Shank/Bit Holder (5")	5	3-3/4
SGDMRC4-80	Magnetic Shank/Bit Holder	9	7-3/4
SGDMRC4-TM4	1/4" Square Drive Shank	5	3-3/4
SGDMRC4-TMF4	Flexible 1/4" Square Drive Shank	5	3-3/4
SGDMRC-SP	1/4" Speeder Shank	13	—

RATCHETING SCREWDRIVER SETS

SCREWDRIVERS



SGDMRC103A

SGDMRC103A*

Ratcheting Screwdriver Sets

Set Contains:

Stock No.	Description	
SGDMRC4A	Soft Grip Standard Ratcheting Screwdriver Handle	•
SGDMRC4-40	Magnetic Shank/Bit Holder (5")	•
SGDMRC4-80	Magnetic Shank/Bit Holder	•
SDM211B	.031 x .187" Flat Tip 1/4" Hex Shank Bit	•
SDM213B	.038 x .250" Flat Tip 1/4" Hex Shank Bit	•
SDM221IRB	#1 PHILLIPS® ACR® 1/4" Hex Shank Bit	•
SDM222IRB	#2 PHILLIPS® ACR® 1/4" Hex Shank Bit	•

Set includes PB146A Storage Case



SGDMRC108A

SGDMRC108A*

Set Contains:

Stock No.	Description	
SGDMRC1A	Soft Grip Stubby Ratcheting Screwdriver Handle	•
SGDMRC4A	Soft Grip Standard Ratcheting Screwdriver Handle	•
SGDMRC1-10	Magnetic Shank/Bit Holder	•
SGDMRC4-40	Magnetic Shank/Bit Holder (5")	•
SGDMRC4-80	Magnetic Shank/Bit Holder	•
SGDMRC4-TM4	1/4" Square Drive Shank	•
SDM400A	Master SAE Screwdriver Bit Set	•

Colors Available



* R O G
ADD SUFFIX TO STOCK NUMBER FOR SPECIAL COLORS

Complete Screwdrivers

SGDMRC44FR 44 pc Soft Grip Standard Ratcheting Screwdriver Foam Set

- Includes (1) standard ratcheting soft grip handle, (4) shanks, (9) TORX® bits, (17) SAE/metric hex bits, (3) PHILLIPS® bits, (2) flat bits, (5) square bits, (1) tire valve bit, (1) adaptor and (1) bit holder in a molded case with foam insert
- Ratcheting screwdriver accepts interchangeable stainless steel shanks and stores up to ten bits
- Each tool is precision fitted in a compact storage case with foam providing ultimate tool protection
- Contrasting colors provide visual control which eliminates time searching for missing tools



SGDMRC44FR

Colors Available



* R O G
ADD SUFFIX TO STOCK NUMBER FOR SPECIAL COLORS

TORX® Bit Set (Blue-Point®)

Use on BMW® vehicles: under dash and sensors in engine compartment; Cadillac® vehicles: water pumps; Cadillac® CTS®, 3.2 L (2003–2004)/Cadillac® Catera 3.0 L (1997–2001): oil drain plug; Ford® vehicles: Escort® (early models): door hinge bolts; GM® vehicles: fender applications; Jeep® vehicles: Cherokee® (1997–1998): door hinge bolts; VW® vehicles (pre-1999): exterior and interior door hinge bolts

DHW1† 5/16" Hex Drive Reversible Ratcheting Bit Wrench (Blue-Point®)

- Overall length: 10-3/4" (273 mm)
- Low head clearance for access to tight spots
- Internal ring in square drive provides more secure bit retention than magnetic models
- Knurled wheel for fingertip control
- Reverse lever positioned for one-hand operation



DHW1

SHORITORX

Set Contains:

Stock No.	Description (Chart)	Hex Size	Description	
SDMTAS15	T15	5/16	T15	•
SDMTAS20	T20	5/16	T20	•
SDMTAS25	T25	5/16	T25	•
SDMTAS27	T27	5/16	T27	•
SDMTAS30	TORX® Bit	5/16	T30	•
SDMTAS40	TORX® Bit	5/16	T40	•
SDMTAS45	TORX® Bit	5/16	T45	•
DHW1†	5/16" Hex Drive Reversible Ratcheting Bit Wrench (Blue-Point®)	—	—	•

Magnetic Ratchet and Bit Set

- Ideal for accessing fasteners in tight areas
- Ratchet features magnetic retention for 1/4 hex bits
- Includes: SDM211B flat tip bit, SDM213B (9/32) flat tip bit, SDM2221IRB (#1) PHILLIPS® ACR® bit, SDM222IRB (#2) PHILLIPS® ACR® bit, SDMT15D (T15) TORX® bit
- Use RKRTM72A Service Kit

Stock No.			A	B	C	D
TM72SET	72	5°	7/16	15/16	1-3/4	4-7/16



TM72SET



- Do not use "cheater bars" on handles.
- Frequently inspect, clean and lubricate all non-sealed ratchet mechanisms with light oil.
- †These products can expose you to chemicals which are known to the state of California to cause cancer and reproductive harm. See pages P1–P2 for details.
- Read Safety Precautions on pages W1–W4

RATCHETING SCREWDRIVER SETS



BLPBTWSET

Ratcheting Offset

Set Contains:

BLPBTWSET

Stock No.	Description	
BLPBTW4	1/4" Drive 4" Mini Ratchet and 1/4" Ratcheting Bit Driver Combination Wrench (Blue-Point®)	•
BLPBTW6	1/4" Drive 6" Mini Ratchet and 1/4" Ratcheting Bit Driver Combination Wrench (Blue-Point®)	•
BLPBTW8	1/4" Drive 8" Mini Ratchet and 1/4" Ratcheting Bit Driver Combination Wrench (Blue-Point®)	•
BLPPB1	#1 PHILLIPS® Tip 1/4" Hex Shank Bit (Blue-Point®)	•
BLPPB2	#2 PHILLIPS® Tip 1/4" Hex Shank Bit (Blue-Point®)	•
BLPTB15TP	T15 TORX® Tamper-Resistant 1/4" Hex Shank Bit (Blue-Point®)	•
BLPTB20TP	T20 TORX® Tamper-Resistant 1/4" Hex Shank Bit (Blue-Point®)	•
BLPFB316	3/16" SAE Flat Tip Hex Shank Bit (Blue-Point®)	•
BLPFB932	9/32" SAE Flat Tip Hex Shank Bit (Blue-Point®)	•



YA480B



BTWSMPK



BTWOSK

Ratcheting Offset

YA480B Ratcheting Right Angle Screwdriver (Blue-Point®)

- Includes (1) flat tip bit, (1) #2 PHILLIPS® bit and (1) #2 Pozidriv® bit

BTWSMPK[†] 7 pc Bit Miniature Ratcheting Handle Set (Blue-Point®)

- Includes: (1) BTWSM, (1) BTWOS and (1) BTWROS mini ratcheting handles; (1) SDM213B (9/32") flat tip bit; (1) SDM221IRB (#1); (1) SDM222IRB (#2) PHILLIPS® ACR® bits; (1) SDMT15D (T15) TORX® bit

BTWOSK[†] 5 pc Bit Miniature Ratcheting Handle Set (Blue-Point®)

- Includes (1) mini ratcheting handle, (1) flat tip bit (9/32"), (1) PHILLIPS® ACR® bit (#1), (1) PHILLIPS® ACR® bit (#2) and (1) TORX® bit (T15)

BTWS[†] Straight Miniature Ratcheting Handle (Blue-Point®)

- Miniature ratcheting handle for use on 1/4" hex bits
- Ideal for working in confined spaces
- 72-tooth ratchet engagement with only 5° movement to engage the next tooth
- Magnetic holder keeps bits in place
- Raised knurled knob for fingertip control
- Reverse lever is easily operated with one hand
- 4-1/2" compact overall length
- Vinyl grip for comfort and control

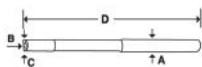
BTWOS[†] 25° Offset Miniature Ratcheting Handle (Blue-Point®)

- 25° offset miniature ratcheting handle for use on 1/4" hex bits
- Ideal for working in confined spaces
- 72-tooth ratchet engagement with only 5° movement to engage the next tooth
- Magnetic holder keeps bits in place
- Raised knurled knob for fingertip control
- Reverse lever is easily operated with one hand
- 4-1/2" compact overall length
- Vinyl grip for comfort and control

BTWROS[†] 25° Reverse Offset Miniature Ratcheting Handle (Blue-Point®)

- 25° Reverse Offset
- 72-tooth ratchet engagement with only 5° movement to engage the next tooth
- 25° offset handles help avoid knuckle injuries
- Magnetic holder keeps bits in place

SCREW AND NUT STARTERS



SSM3

SS5A

SSM5A



SSM6A

GA260A

GA199A

Aluminum Starters

- Spring-loaded steel bits grip screw slot wall to withstand an 8 lb pull
- Bits release automatically when applied torque reaches a certain level

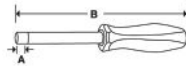
Stock No.	A	B	C	D
SS5A	5/16	Flat Tip	.032 x 9/32	5
SSM3	5/16	Flat Tip	.032 x 9/32	2-1/2
SSM5A	5/16	Flat Tip	.032 x 9/32	5-1/4
SSM6A [†]	9/32	PHILLIPS®	#3	5-1/2
GA260A [†]	9/32	PHILLIPS®	#2	2-5/8
GA199A [†]	9/32	Combination	.032 x 9/32, #2	5-7/8

SSR7 Recessed Aluminum Starter (Blue-Point®)

- Round aluminum body with knurled gripping area in center
- Designed to accommodate the most popular sizes of recessed screws: TORX®, Socket Head, PHILLIPS®, etc.
- Opposite end handles #3, #4, #6, #8 and #10 nuts
- Overall length is 6-3/4"



NDDM900A



NDD900B

Hard Handle, inches, 6-Point

- Most popular sizes included in sets
- Tubular, polished shanks with 1" recess
- Sizes marked on side and end of handle for identification
- Handles resist oils and solvents and easily wipe clean
- Includes storage tray

Hard Handle, mm, 6-Point

Set Contains:

mm	Stock No.	A*	B	
5	NDDM50A	7.5	169	•
6	NDDM60A	7.5	169	•
7	NDDM70A	9.1	169	•
8	NDDM80A	9.9	169	•
9	NDDM90A	9.9	188	•
10	NDDM100A	13.1	207	•
11	NDDM110A	13.1	207	•
12	NDDM120A	13.1	221	•
13	NDDM130A	13.1	221	•

Set includes storage tray
*Socket Length

Set Contains:

in	Stock No.	A	B	
3/16	NDD106B	19/64	6-21/32	•
7/32	NDD107BBR	19/64	6-21/32	•
1/4	NDD108BR	19/64	6-21/32	•
9/32	NDD109BO	23/64	6-21/32	•
5/16	NDD110BY	23/64	6-21/32	•
11/32	NDD111BG	25/64	6-21/32	•
3/8	NDD112BB	25/64	7-13/32	•
7/16	NDD114BBR	33/64	8-5/32	•
1/2	NDD116BR	33/64	8-21/32	•
9/16	NDD118BO	47/64	9-1/4	
5/8	NDD120BY	47/64	9-1/4	

Set includes storage tray



NDSGM600A

Ergonomic Soft Grip Handle, mm, 6-Point

- Constructed from high-strength steel and is hardened for durability
- Blade and handle display size markings
- Hole in handle can be used for hanging or tethering the tool
- Ergonomic, soft-grip handles provide comfort and unprecedented turning power

Set Contains:

mm	Stock No.	Overall Length, inches	
7 mm	NDSGM7A	8-5/8	•
8 mm	NDSGM8A	8-5/8	•
10 mm	NDSGM10A	8-5/8	•
12 mm	NDSGM12A	8-5/8	•
13 mm	NDSGM13A	8-5/8	•
14 mm	NDSGM14A	8-5/8	•

Set includes storage tray



NDSG600A

Ergonomic Soft Grip Handle, inches, 12-Point

Set Contains:

in	Stock No.	Overall Length, inches	
1/2	NDSG12A	6-3/8	•
1/4	NDSG14A	6-3/8	•
3/8	NDSG38A	6-3/8	•
5/16	NDSG516A	6-3/8	•
7/16	NDSG716A	6-3/8	•
9/32	NDSG932A	6-3/8	•

Set includes storage tray



• Do not use chrome or industrial finish hand tools with power drivers.
 ‡These products can expose you to chemicals which are known to the state of California to cause cancer and reproductive harm. See pages P1-P2 for details.
 • Read Safety Precautions on pages W1-W4

BIT SETS

Master Bit Sets (1/4" hex)



SDM400A

SDM400A Master SAE Screwdriver Bit Set

- Includes (33) hex shank bits, (3) adaptors and (1) convenient storage case
- Popular array of adaptors and bits for use with hand or cordless tools
- Bits made in USA

Includes all bits below:

Bit Type	Stock No.	#
Flat Tip	SDM211B	.031 x .187"
	SDM212B	.035 x .219"
	SDM213B	.038 x .250"
	SDM214C	.046 x .312"
	SDM215C	.055 x .375"
Hex Bit	SDM2704D	1/16"
	SDM2705D	5/64"
	SDM2706D	3/32"
	SDM2707D	7/64"
	SDM2708D	1/8"
	SDM2709D	9/64"
	SDM2710D	5/32"
	SDM2712D	3/16"
	SDM2714D	7/32"
	SDM2716D	1/4"
PHILLIPS® ACR® Bit	SDM221IRB	#1
	SDM222IRB	#2
	SDM223IRB	#3
TORX® Bit	SDMT8D	T8
	SDMT9D	T9
	SDMT10D	T10
	SDMT15D	T15
	SDMT20D	T20
	SDMT25D	T25
	SDMT27D	T27
	SDMT30D	T30
	SDMT40D	T40
Pozidriv® ACR® Bit	SDM251IRC	#1
	SDM252IRB	#2
	SDM253IRC	#3
Scrulox® Bit	BTS0	#0
	BTS1	#1
	BTS2	#2
	BTS3	#3
1/4" Hex opening, 1/4" drive	TMBS8A	—
1/4" Drive 2" Long 1/4" Hex-To-1/4" Square Adaptor	GMB3042	—
1/4" Drive 1" Long 1/4" Hex-To-1/4" Square Adaptor	GMB3041	—
Insert Bit Magnetic Holder	SDM11A	—



SDM410

SDM410 Master Metric Screwdriver Bit Set

- Includes (36) hex shank bits, (3) adaptors and (1) convenient storage case
- Bits made in USA

Includes all bits below:

Bit Type	Stock No.	#	
Flat Tip	SDM211B	.031 x .187"	
	SDM212B	.035 x .219"	
	SDM213B	.038 x .250"	
	SDM214C	.046 x .312"	
PHILLIPS® ACR® Bit	SDM221IRB	#1	
	SDM222IRB	#2	
	SDM223IRB	#3	
Pozidriv® ACR® Bit	SDM251IRC	#1	
	SDM252IRB	#2	
	SDM253IRC	#3	
PHILLIPS® Limited Clearance Bit	SDM222CZ	#2	
Metric Hex Bit	SDMM2702B	2 mm	
	SDMM2702.5B	2.5 mm	
	SDMM2703B	3 mm	
	SDMM2704C	4 mm	
	SDMM2705C	5 mm	
	SDMM2706C	6 mm	
	SDMM2708B	8 mm	
SDMM2710B	10 mm		
TORX® Bit	SDMT8D	T8	
	SDMT9D	T9	
	SDMT10D	T10	
	SDMT15D	T15	
	SDMT20D	T20	
	SDMT25D	T25	
	SDMT27D	T27	
	SDMT30D	T30	
	SDMT40D	T40	
	TORX® Tamper-Resistant Bit	SDMTR8	T8
SDMTR10		T10	
SDMTR15		T15	
SDMTR20		T20	
SDMTR25		T25	
SDMTR27		T27	
SDMTR30		T30	
SDMTR40		T40	
1/4" Hex opening, 1/4" drive		TMBS8A	—
1/4" Drive 2" Long 1/4" Hex-To-1/4" Square Adaptor		GMB3042	—
1/4" Drive 1" Long 1/4" Hex-To-1/4" Square Adaptor	GMB3041	—	
Insert Bit Magnetic Holder	SDM11A	—	



SDMBT10

Ball Hex Bit Sets (1/4" hex)

SDM32KT Ball Hex Set (Blue-Point®)

- 1/4" shank bits for use in difficult access applications where fastener cannot be approached straight on

Description	Stock No.	#
Metric	SDMBMH2702	2 mm
	SDMBMH2702.5	2.5 mm
	SDMBMH2703	3 mm
	SDMBMH2704	4 mm
	SDMBMH2705	5 mm
	SDMBMH2706	6 mm
	SDMBMH2707	7 mm
	SDMBMH2708	8 mm
	SDMBMH2709	9 mm
	SDMBMH2710	10 mm
SAE	SDMBH2706	3/32"
	SDMBH2707	7/64"
	SDMBH2708	1/8"
	SDMBH2709	9/64"
	SDMBH2710	5/32"
	SDMBH2712	3/16"
	SDMBH2714	7/32"
	SDMBH2716	1/4"
	SDMBH2720	5/16"
	SDMBH2724	3/8"



SDM11KT

SDM11KT TORX® Ball Hex Set (Blue-Point®)

- Includes storage case with belt clip

Description	Stock No.	#
TORX®	SDMBT10	T10
	SDMBT15	T15
	SDMBT20	T20
	SDMBT25	T25
	SDMBT27	T27
	SDMBT30	T30
	SDMBT40	T40
	SDMBT45	T45
	SDMBT50	T50
	SDMBT55	T55
Bit Holder	SDM13	—
1/4" Fem Hex-to-1/4" Fem Sq Dr. Adaptor	TMBS108	—

Set includes storage case.

Description	Stock No.	#
TORX®	SDMBT10	T10
	SDMBT15	T15
	SDMBT20	T20
	SDMBT25	T25
	SDMBT27	T27
	SDMBT30	T30
	SDMBT40	T40
	SDMBT45	T45
	SDMBT50	T50
	SDMBT55	T55
Bit Holder	SDM13	—
1/4" Fem Hex-to-1/4" Fem Sq Dr. Adaptor	TMBS108	—

Set includes storage case.



SDMC8RD



SDMC8RT



SDMC8T

Ratcheting Screwdriver Bit Sets (1/4" hex)

SDMC8RD* 8 pc Diamond Tip Combination Screwdriver Bit Set

- Set includes: (1) Flat Diamond Tip Bit (1 mm), (3) PHILLIPS® Diamond Tip Bits (#1, #2, #3) and (4) Torx® Diamond Tip Bits (T15, T20, T25, T30) in a red storage case (SDMC8R); all bits are 1/4" hex shank

SDMC8RT 8 pc TORX® Screwdriver Bit Set**

- Set includes (8) TORX® bits (T8–T30) in SDMC8R Red Storage Case

SDMC8T† 8 pc TORX® Screwdriver Bit Set

- Set includes (8) TORX® bits (T8–T30) in a black storage case (SDMC8)

SDMC8 Bit Storage Case

- Case is designed to fit the shank of Snap-on® ratcheting screwdriver allowing the tools to be stored together
- Indexable tray has good bit spacing and pivots up to make bit selection/removal easy
- Case available in Red or Black

Description	Stock No.	#
Flat Tip Diamond Bit	SDMD213†	Flat Tip (1mm / 5.5mm)
PHILLIPS® Diamond Bit	SDMD221†	#1
	SDMD222†	#2
	SDMD223†	#3
TORX® Diamond Bit	SDMDT15†	T15
	SDMDT20†	T20
	SDMDT25†	T25
	SDMDT30†	T30
TORX® Bit Set	SDMT8D	T8
	SDMT9D	T9
	SDMT10D	T10
	SDMT15D	T15
	SDMT20D	T20
	SDMT25D	T25
	SDMT27D	T27
TORX® Power Bit	SDVT3020	T30

Colors Available



Red Black
 * RD —
 ** RT T
 † — T

ADD SUFFIX TO STOCK NUMBER FOR SPECIAL COLORS.

• Do not use bits with impact driver.

• Do not use screwdrivers as prybars, chisels or punches.

† These products can expose you to chemicals which are known to the state of California to cause cancer and reproductive harm. See pages P1–P2 for details.

• Read Safety Precautions on pages W1–W4



BIT SETS



SDMC8P



SDMC8MH



SDMC8H

Ratcheting Screwdriver Bit Sets (1/4" hex)

SDMC8P** 8 pc Combination Screwdriver Bit Set

- Set includes (2) flat tip bits (.031" and .038"); (3) PHILLIPS® bits (#1, #2 and #3); (1) limited clearance PHILLIPS® bit #2; (1) Scrulox® bit #2 and (1) 1" adaptor in SDMC8 Black Storage Case

SDMC8MH* 8 pc Metric Hex Screwdriver Bit Set

- Set includes (8) Metric Hex Bits 2–10 mm in SDMC8 Black Storage Case

SDMC8H* Screwdriver Bit Set

- Set includes (8) hex bits 3/32–5/16" in SDMC8 Black Storage Case

Colors Available



* H RH — GP
 ** P RP OP GP
 ADD SUFFIX TO STOCK NUMBER FOR SPECIAL COLORS.



SDMEXT27K

SDMEXT27K 27 pc 1/4" Hex Drive Adaptor and Bit Set (Ball-Detent)

- Complete set that includes the most popular sizes and lengths of ball-detent extensions, adaptors and bits for most applications
- 1/4 hex to 1/4 or 3/8 square drives hex-to-square adaptors for use with sockets (1, 2 and 6" L)
- Magnetic bit holder for use with insert bits
- Quick change coupler for use with 1/4" hex power bits
- Popular size insert and power bits included: Flat Tip, PHILLIPS®, PHILLIPS® ACR®, TORX®, Square
- Includes (2) magnetic nutdrivers (1/4, 5/16")

Power Bit Sets

Description	Stock No.	Size
Flat Tip	SDM211B	.031 x .187"
	SDM212B	.035 x .219"
	SDM213B	.038 x .250"
PHILLIPS® ACR® Bit	SDM221IRB	#1
	SDM222IRB	#2
	SDM223IRB	#3
PHILLIPS® Power Bit	SDM321B	1-15/16
	SDM322B	1-15/16
	SDM323A	1-15/16
Magnetic Nutsetter	SDMN25	1/4" Hex x 1/4"
	SDMN31	1/4" Hex x 5/16"
Scrulox® Bit	BTS1	#1
	BTS2	#2
	BTS3	#3
TORX® Bit	SDMT10D	T10
	SDMT15D	T15
	SDMT20D	T20
	SDMT25D	T25
	SDMT27D	T27
	SDMT30D	T30
Hex-to-Square Adaptor, 1/4" Hex to 1/4" Square	GMB3041	1/4" Hex-to-1/4" Square
	GMB3042	2
	GMB3046	6
Hex-to-Square Adaptor, 1/4" Hex to 3/8" Square	AB3042	2
	AB3046	6
Insert Bit Magnetic Holder	SDM11A	Insert Bit Magnetic Holder
Quick-Change Coupler, 1/4" Drive	TMC109A	—

Sets shown include storage case.



SDMEXT19K



SDML19KT

Power Bit Sets

Set Contains:

SDMEXT19K

Description	Stock No.	Size	
Flat Tip Bit	SDM211B	.031 x .187"	•
	SDM212B	.035 x .219"	•
	SDM213B	.038 x .250"	•
PHILLIPS® ACR® Bit	SDM221IRB	#1	•
	SDM222IRB	#2	•
	SDM223IRB	#3	•
PHILLIPS® Power Bit	SDM321B	#1	•
	SDM322B	#2	•
	SDM323A	#3	•
TORX® Power Bit	SDMT315A	T15	•
	SDMT320A	T20	•
	SDMT325B	T25	•
Hex-to-Square Adaptor, 1/4" Hex to 1/4" Square	GMB3041	1	•
	GMB3042	2	•
	GMB3046	6	•
3/8" Drive Power Hex-To-Square Adaptor	A3042	2	•
	A3046	6	•
Insert Bit Magnetic Holder	SDM11A	—	•
Quick Change Coupler	TMC109A	—	•

SDMEXT19K 19 pc 1/4" Hex Drive Adaptor and Bit Set

- Complete set includes the most popular sizes and lengths of extensions, adaptors and bits
- 1/4" hex-to-1/4 or 3/8" Square Drives Hex-to-Square Adaptors for use with sockets (2 and 6" long)
- Magnetic bit holder for use with insert bits and quick-change coupler for use with 1/4" hex power bits
- Includes (3) flat tip, (3) PHILLIPS®, (3) PHILLIPS® insert bits and (3) TORX® power bits

Power Bit Sets

Set Contains:

SDML19KT

Description	Stock No.	Size	Length	
Flat Tip Power Bit	SDM414A	.034 x .187"	3	•
	SDM416A	.038 x .250"	3	•
	SDM614	.034 x .187"	6	•
	SDM616	.038 x .250"	6	•
PHILLIPS® Power Bit	SDM421B	#1	2-3/4	•
	SDM422B	#2	2-3/4	•
	SDM423B	#3	2-3/4	•
	SDM621A	#1	6	•
	SDM622A	#2	6	•
	SDM623A	#3	6	•
TORX® Power Bit	SDMT415	T15	2-3/4	•
	SDMT420	T20	2-3/4	•
	SDMT425	T25	2-3/4	•
	SDMT427	T27	2-3/4	•
	SDMT615	T15	6	•
	SDMT620	T20	6	•
	SDMT625	T25	6	•
Quick Change Coupler	TMC109A	—	—	•

SDML19KT 19 pc Long Power Bit Set

- Includes a popular assortment of 2-3/4", 3" and 6" bits to cover a wide range of applications
- Helps avoid costly damage to work surface by eliminating chuck contact



- Do not use screwdrivers as prybars, chisels or punches.
- Do not use bits with impact driver.
- Do not use chrome or industrial finish hand tools with impact drivers.
- Read Safety Precautions on pages W1-W4

POWER BIT SETS



CTS561BITXL

CTS561BITXL 14 pc 6" Power Bit Set (Blue-Point®)

- Additional length provides greater access and minimizes drill contact with work surface
- Power bits made from tough S2 steel
- T8, T10, T15, T20, T25, T27 and T30
- PHILLIPS® #1, #2 and #3, Square #1 and #2
- SDM611 stainless steel adaptor with magnetic retention
- Includes CTS561BITCS indexable case



CTS561BITSET

CTS561BITSET 23 pc 1/4" Drive Quick-Change Bit Set (Blue-Point®)

- For use with Snap-on® cordless screwdrivers and other power drivers
- Manufactured from industrial-grade tool steel
- Includes (22) bits (all 3" long), plus a 1/4" square drive (2" long)
- Includes PHILLIPS® bits #0, #1, #2; flat tip bits 5/32", 3/16", 7/16", 1/4", 9/32"; TORX® bits T10, T15, T20, T25, T27, T30, T40; hex bits 3/32", 7/64, 1/8", 5/32", 3/16", 7/32" and 1/4" in a storage case



YA52PBSQC

YA52PBSQC 52 pc Power Bit Set (Blue-Point®)

- For use with Snap-on® cordless screwdrivers and other power drivers
- Includes (7) six-lobe star (tamper-proof) insert bits, (3) square insert bits, (4) PHILLIPS® insert bits, (4) slotted insert bits, (7) hex insert bits, (2) clutch insert bits, (6) six-lobe star (tamper-proof) power bits, (3) square power bits, (3) PHILLIPS® power bits, (3) slotted power bits, (3) hex power bits, (3) socket adaptors, (1) quick-change chuck, (2) PHILLIPS® double end bits and (1) square bit holder in a storage case

SCREWDRIVER BITS AND ACCESSORIES



SDM12



SDM611



TMXKBS6



TMC109A

Screwdriver Bit Holders

SDM12 Insert Bit Holder

- Lock ring bit retention for quick hex bit changes
- 1-1/8" long

SDM611 Insert Bit Magnetic Holder (Blue-Point®)

- For quick hex bit changes when used with electric drill, cordless drill or screw gun
- Magnetic bit retention
- 6" long

TMXKBS6 1/4" Hex x 1/4" Square 6" Socket

- Used to remove and install various fasteners—allows the ratchet to be used to drive a 1/4" hex screwdriver bit
- 1/4" square drive, 6" extension that accepts different configurations of 1/4" hex bits
- Employs a magnetic end to help hold the bit in place
- Precision-crafted from special alloy steel for strength and durability
- Nickel-chrome finish helps protect against corrosion and makes it easy to wipe clean

TMC109A Quick Change Coupler

- Use with any 1/4" drive handle
- Spring-release shell retracts to accept 1/4" hex power-type bits
- Ideal for production situations where positive bit retention is required

Screwdriver Bit Sockets

Stock No.	Description
CFSSB8	3/8" Drive Non-Conductive Composite Universal Bit Holder
FBS8	3/8" Drive 1/4" Hex Screwdriver Bit Socket
FBS9*	3/8" Drive 5/16" Hex Screwdriver Bit Socket

*Use with 5/16" Hex bit U.S. Patent Numbers 5,970,826 and 6,029,547 and 6,126,882 apply.



Magnetic Screwdriver Bit Sockets

Stock No.	Description
FBSM8A	3/8" Drive Magnetic Screwdriver Bit Socket
GTMSB8A	1/4" Drive Magnetic Screwdriver Bit Socket
TMUBS8	1/4" Drive Magnetic Screwdriver Bit Universal Socket
TMSB8A	1/4" Drive Magnetic Screwdriver Bit Socket



Magnetic Nut Drivers

Stock No.	Description
SDMN25	1/4" Bit 1/4" Hex Shank Magnetic Nut Driver
SDMN31	5/16" Bit 1/4" Hex Shank Magnetic Nut Driver



Hex-to-Square Adaptors

Stock No.	Drive Size	Adaptor Type	A	B
GMB3041	1/4"	1/4" Hex-to-1/4" Square	Ball Detent	1
GMB3042*	1/4"	1/4" Hex-to-1/4" Square	Ball Detent	2
GMB3046*	1/4"	1/4" Hex-to-1/4" Square	Ball Detent	6
AB3042*	3/8"	1/4" Hex-to-3/8" Square	Ball Detent	2
AB3044*	3/8"	1/4" Hex-to-3/8" Square	Ball Detent	4
AB3046*	3/8"	1/4" Hex-to-3/8" Square	Ball Detent	6

*Insert Bit Style, non-impact



1/4" HEX SHANK BITS



SDM251IRC



SDMTW8A



SDMTR8

Pozidriv® ACR® Installer/Remover

- Anti-cam-out ribs bite into fasteners and help prevent damage to the fastener

Stock No.	#
SDM251IRC	#1
SDM252IRB	#2
SDM253IRC	#3



SDM221IRB

PHILLIPS® ACR®

- Anti-cam-out ribs bite into fasteners and help prevent damage to the fastener

Stock No.	#
SDM221IRB	#1
SDM222IRB	#2
SDM223IRB	#3

Wobble Bits

- Unique geometry provides up to 18° of angle "wobble"

Stock No.	#
SDMTW8A	T8
SDMTW9A	T9
SDMTW10A	T10
SDMTW15A	T15
SDMTW20A	T20
SDMW221A	#1
SDMW222A	#2
SDMW223A	#3
SDMTW25A	T25
SDMTW27A	T27
SDMTW30A	T30
SDMTW40A	T40

Tamper-Resistant TORX®

Stock No.	#	Diameter, inches
SDMTR8	T8	1/4
SDMTR10	T10	1/4
SDMTR15	T15	1/4
SDMTR20	T20	1/4
SDMTR25	T25	1/4
SDMTR27	T27	1/4
SDMTR30	T30	1/4
SDMTR40	T40	1/4
SDMTR45	T45	5/16
SDMTR50	T50	5/16



SDM231A

Reed & Prince







Stock No.	#
SDM231A	#2



- Do not use chrome or industrial finish hand tools with impact drivers.
- Do not use with impact drivers.
- Wear safety goggles while using power tools. (users and bystanders)
- Do not use non-conductive tools that are damaged.
- Do not use power tool accessories above their maximum rated RPM.
- Do not use bits with impact driver.
- Read Safety Precautions on pages W1-W4


1/4" HEX SHANK BITS

- Durable alloy steel for long life
- Specialized heat treat for consistent quality
- Precision milled tip geometry for optimal fastener engagement
- Made in USA






Bit Type	Stock No.	#
 Flat Tip	SDM211B	.031 x .187"
	SDM212B	.035 x .219"
	SDM213B	.038 x .250"
	SDM214C	.046 x .312"
	SDM215C	.055 x .375"
 PHILLIPS®	SDM221C	#1
	SDM222ZB	#2
	SDM222CZ*	#2
	SDM223C	#3
 Clutch A	SDM242	3/32"
	SDM243	1/8"
	SDM244	5/32"
	SDM245	3/16"
	SDM246	1/4"
	SDM247	5/16"
 Clutch G	SDM242G	3/32"
	SDM243G	1/8"
	SDM244G	5/32"
	SDM245G	3/16"
 POZIDRIV®	SDM251C	#1
	SDM252C	#2
	SDM253C	#3
 Hex	SDM2704D	1/16"
	SDM2705D	5/64"
	SDM2706D	3/32"
	SDM2708D	1/8"
	SDM2709D	9/64"
	SDM2710D	5/32"
	SDM2712D	3/16"
	SDM2714D	7/32"
	SDM2716D	1/4"
	SDM2720D	5/16"
SDM2724D	3/8"	

Mortorq® Bits

- Designed for use with Mortorq® fasteners
- Used on aerospace applications
- Low-profile head design, high-strength torque acceptance and lighter weight
- Bits designed to allow fastener removal at various angles for ease of use
- Part numbers stamped on bit

Bit Type	Stock No.	Size
 Mortorq®	SDMMT0	#0
	SDMMT00	#00
	SDMMT1	#1
	SDMMT2	#2
	SDMMT3	#3





- BTS and BTSS Series bits can be used on recessed double square fasteners commonly used on trailer and RV exteriors
- Bit size varies by application

Bit Type	Stock No.	#
 Metric Hex	SDMM2702B	2 mm
	SDMM2702.5B	2.5 mm
	SDMM2703B	3 mm
	SDMM2704C	4 mm
	SDMM2705C	5 mm
	SDMM2706C	6 mm
	SDMM2708B	8 mm
	SDMM2710B	10 mm
 TORX®	SDMT6A	T6
	SDMT7A	T7
	SDMT8D	T8
	SDMT9D	T9
	SDMT10D	T10
	SDMT15D	T15
	SDMT20D	T20
	SDMT25D	T25
	SDMT30D	T30
	SDMT40D	T40
 SCRULOX® Square	BTS0	#0
	BTS1	#1
	BTS2	#2
	BTS3	#3
 TRI-WING®	BTW0A	#0
	BTW1A	#1
	BTW2A	#2
	BTW3A	#3
	BTW4A	#4
	BTW5A	#5
 Double Square	BTSS2	#2

*Small profile/narrow tip

Diamond Tip Bits

- Diamond particles “bite” into fasteners, which minimizes slipping
- Diamond particles are extremely hard for long-lasting performance and minimal wear

Bit Type	Stock No.	#
 PHILLIPS®	SDMD221 [‡]	#1
	SDMD222 [‡]	#2
	SDMD223 [‡]	#3
 Flat Tip	SDMD213 [‡]	1 mm/5.5 mm
 TORX®	SDMDT10 [‡]	T10
	SDMDT15 [‡]	T15
	SDMDT20 [‡]	T20
	SDMDT25 [‡]	T25
	SDMDT30 [‡]	T30
	SDMDT40 [‡]	T40
	SDMDT25T30*	T25/T30
	SDMDT15T20*	T15/T20
 Power Bit	SDMD322 [‡]	#2
	SDMD323 [‡]	#3

*Not diamond tip

Valve and Stem Tools

SDMV208 Tire Valve Bit

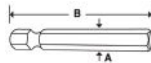
- Designed for use with all Snap-on® ratcheting screwdrivers
- Similar to what is covered by the TR107A, TR108, TR1170 screwdrivers
- 1/4" Hex insert bit, 1" length



SDMV208

INSERT BITS

TORX® Insert Bits



Type	Stock No.	#	A	B
	SDMTA40	T40	.312	1-1/4
	SDMTA45	T45	.312	1-1/4
	SDMTA50	T50	.312	1-1/4
	SDMTA55	T55	.312	1-1/4

Specialty Insert Bits

— +	Stock No.	A
	SDM3D24	.312

SDM3D24 Flat Tip/#2 PHILLIPS® 1/4" Hex Shank Insert Bit

- Double end bit PHILLIPS® #2 and .05" slotted tip
- For use with SDDDM Series pocket screwdrivers



BLPPB0



BLPSQB2



BLPHBM3



BLPFB316



BLPHB532



BLPTB10TP



BLPTMBS1414



BLPTMBS3814

Bit Holder and 1/4" Bits (Blue-Point®)

Stock No.	Description	Size	Length, inches (mm)
BLPPB0	#0 PHILLIPS® Tip 1/4" Hex Shank Bit	#0	1 (25.4)
BLPPB1	#1 PHILLIPS® Tip 1/4" Hex Shank Bit	#1	1 (25.4)
BLPPB2	#2 PHILLIPS® Tip 1/4" Hex Shank Bit	#2	1 (25.4)
BLPPB3	#3 PHILLIPS® Tip 1/4" Hex Shank Bit	#3	1 (25.4)
BLPSQB1	#1 Square Tip Hex Shank Bit	#1	1 (25.4)
BLPSQB2	#2 Square Tip Hex Shank Bit	#2	1 (25.4)
BLPHBM3	3 mm Metric 1/4" Hex Shank Bit	3 mm	1 (25.4)
BLPHBM4	4 mm Metric 1/4" Hex Shank Bit	4 mm	1 (25.4)
BLPHBM5	5 mm Metric 1/4" Hex Shank Bit	5 mm	1 (25.4)
BLPHBM6	6 mm Metric 1/4" Hex Shank Bit	6 mm	1 (25.4)
BLPFB14	1/4" SAE Flat Tip Hex Shank Bit	1/4"	1 (25.4)
BLPFB316	3/16" SAE Flat Tip Hex Shank Bit	3/16"	1 (25.4)
BLPFB532	5/32" SAE Flat Tip Hex Shank Bit	5/32"	1 (25.4)
BLPFB732	7/32" SAE Flat Tip Hex Shank Bit	7/32"	1 (25.4)
BLPFB932	9/32" SAE Flat Tip Hex Shank Bit	9/32"	1 (25.4)
BLPHB14	1/4" SAE 1/4" Hex Shank Bit	1/4"	1 (25.4)

Stock No.	Description	Size	Length, inches (mm)
BLPHB18	1/8" SAE 1/4" Hex Shank Bit	1/8"	1 (25.4)
BLPHB316	3/16" SAE 1/4" Hex Shank Bit	3/16"	1 (25.4)
BLPHB532	5/32" SAE 1/4" Hex Shank Bit	5/32"	1 (25.4)
BLPHB732	7/32" SAE 1/4" Hex Shank Bit	7/32"	1 (25.4)
BLPHB964	9/64" SAE 1/4" Hex Shank Bit	9/64"	1 (25.4)
BLPTB10TP	T10 TORX® Tamper-Resistant 1/4" Hex Shank Bit	T10	1 (25.4)
BLPTB15TP	T15 TORX® Tamper-Resistant 1/4" Hex Shank Bit	T15	1 (25.4)
BLPTB20TP	T20 TORX® Tamper-Resistant 1/4" Hex Shank Bit	T20	1 (25.4)
BLPTB25TP	T25 TORX® Tamper-Resistant 1/4" Hex Shank Bit	T25	1 (25.4)
BLPTB30TP	T30 TORX® Tamper-Resistant 1/4" Hex Shank Bit	T30	1 (25.4)
BLPTMBS1414	1/4" Drive 1/4" Hex Shank Bit Holder	1/4"	1-1/16 (27)
BLPTMBS3814	3/8" Drive 1/4" Hex Shank Bit Holder	1/4"	1-1/16 (27)



WARNING

• Do not use chrome or industrial finish hand tools with power drivers.

• Do not use bits with impact driver.

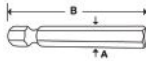
• Do not use screwdrivers as prybars, chisels or punches.

†These products can expose you to chemicals which are known to the state of

California to cause cancer and reproductive harm. See pages P1-P2, for details.

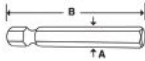
• Read Safety Precautions on pages W1-W4

POWER BITS



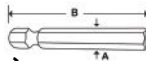
PHILLIPS® (Power)

Type	Stock No.	#	Diagram	A	B
	SDM220A	#0	1/4	.125	1
	SDM320A	#0	1/4	.125	1-15/16
	SDM421B	#1	1/4	.187	2-3/4
	SDM521A	#1	1/4	.187	3-1/2
	SDM621A	#1	1/4	.187	6
	SDM422B	#2	1/4	.234	2-3/4
	SDM522A	#2	1/4	.234	3-1/2
	SDM622A	#2	1/4	.234	6
	SDM423B	#3	1/4	.234	2-3/4
	SDM523A	#3	1/4	.234	3-1/2
	SDM623A	#3	1/4	.234	6
	SDMA421	#1	5/16	.250	3
	SDMA422A	#2	5/16	.250	3
	SDMA423A	#3	5/16	.296	3
	SDMB422A	#2	7/16	.312	3
	SDMB522A	#2	7/16	.312	4-1/2
	SDMB622	#2	7/16	.312	6
	SDMB423A	#3	7/16	.312	3
	SDMB523A	#3	7/16	.312	4-1/2
	SDMB623A	#3	7/16	.312	6
	SDMB424A	#4	7/16	.375	3
	SDMB524A	#4	7/16	.375	4-1/2
	SDMB624A	#4	7/16	.312	6



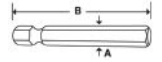
PHILLIPS® ACR®/Removal (Power)

Type	Stock No.	#	Diagram	A	B
	SDM361RA	#1	1/4	.187	1-15/16
	SDM362RA	#2	1/4	.234	1-15/16
	SDM363RA	#3	1/4	.234	1-15/16



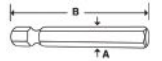
PHILLIPS® ACR®/Installer (Power)

Type	Stock No.	#	Diagram	A	B
	SDM361IA	#1	1/4	.187	1-15/16
	SDM362IA	#2	1/4	.234	1-15/16
	SDM363IA	#3	1/4	.234	1-15/16



Flat Tip

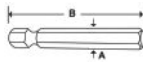
Type	Stock No.	#	Diagram	A	B
	SDM311B	.026 x .122"	1/4	.187	1-15/16
	SDM511A	.026 x .122"	1/4	.187	3-1/2
	SDM411B	.026 x .122"	1/4	.234	3
	SDM312B	.028 x .134"	1/4	.187	1-15/16
	SDM512A	.028 x .134"	1/4	.187	3-1/2
	SDM412B	.028 x .134"	1/4	.187	3
	SDM313B	.032 x .154"	1/4	.187	1-15/16
	SDM413B	.032 x .154"	1/4	.187	3
	SDM513A	.032 x .154"	1/4	.187	3-1/2
	SDM314B	.034 x .187"	1/4	.187	1-15/16
	SDM414A	.034 x .187"	1/4	.187	3
	SDM514A	.034 x .187"	1/4	.187	3-1/2
	SDM614	.034 x .187"	1/4	.187	6
	SDM315A	.036 x .215"	1/4	.234	1-15/16
	SDM415A	.036 x .215"	1/4	.250	3
	SDM515A	.036 x .215"	1/4	.234	3-1/2
	SDM316A	.038 x .250"	1/4	.234	1-15/16
	SDM416A	.038 x .250"	1/4	.234	3
	SDM616	.038 x .250"	1/4	.234	6
	SDM516A	.038 x .250"	1/4	.234	3-1/2
	SDM317A	.042 x .275"	1/4	.234	1-15/16
	SDM417A	.042 x .275"	1/4	.234	3
	SDM517A	.042 x .275"	1/4	.234	3-1/2
	SDM318A	.046 x .312"	1/4	.234	1-15/16
	SDM418A	.046 x .312"	1/4	.234	3
	SDM518A	.046 x .312"	1/4	.234	3-1/2
	SDM319A	.050 x .360"	1/4	.234	1-15/16
	SDM419A	.050 x .360"	1/4	.234	3
	SDM519A	.050 x .360"	1/4	.234	3-1/2



Tamper-Resistant TORX®

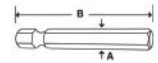
Type	Stock No.	#	Length, inches
	SDMTR308	T8	1-15/16
	SDMTR310	T10	1-15/16
	SDMTR315	T15	1-15/16
	SDMTR320	T20	1-15/16
	SDMTR325	T25	1-15/16
	SDMTR327	T27	1-15/16
	SDMTR330	T30	1-15/16

TORX® (Power)



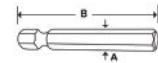
Type	Stock No.	#	Tip	A	B
	SDMT307A	T7	1/4	.140	1-15/16
	SDMT308A	T8	1/4	.140	1-15/16
	SDMT309A	T9	1/4	.140	1-15/16
	SDMT310A	T10	1/4	.140	1-15/16
	SDMT315A	T15	1/4	.140	1-15/16
	SDMT320A	T20	1/4	.203	1-15/16
	SDMT327A	T27	1/4	.203	1-15/16
	SDMT330A	T30	1/4	.250	1-15/16
	SDMT340A	T40	1/4	.250	1-15/16
	SDMT407	T7	1/4	.140	2-3/4
	SDMT408	T8	1/4	.140	2-3/4
	SDMT409	T9	1/4	.140	2-3/4
	SDMT410	T10	1/4	.140	2-3/4
	SDMT415	T15	1/4	.140	2-3/4
	SDMT420	T20	1/4	.203	2-3/4
	SDMT425	T25	1/4	.203	2-3/4
	SDMT427	T27	1/4	.203	2-3/4
	SDMT430	T30	1/4	.250	2-3/4
	SDMT440	T40	1/4	.250	2-3/4
	SDMT507	T7	1/4	.140	3-1/2
	SDMT508	T8	1/4	.140	3-1/2
	SDMT510	T10	1/4	.140	3-1/2
	SDMT515	T15	1/4	.140	3-1/2
	SDMT520	T20	1/4	.203	3-1/2
	SDMT525	T25	1/4	.203	3-1/2
	SDMT527	T27	1/4	.203	3-1/2
	SDMT530	T30	1/4	.250	3-1/2
	SDMT540	T40	1/4	.250	3-1/2
	SDMT607	T7	1/4	.140	6
	SDMT608	T8	1/4	.140	6
SDMT609	T9	1/4	.140	6	
SDMT610	T10	1/4	.156	6	
SDMT615	T15	1/4	.156	6	
SDMT620	T20	1/4	.187	6	
SDMT625	T25	1/4	.234	6	
SDMT627	T27	1/4	.250	6	
SDMT630	T30	1/4	.250	6	
SDMT640	T40	1/4	.250	6	

Hex, inches (Power)



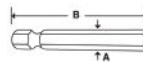
Type	Stock No.	#	Tip	A	B
	SDM3704	1/16	1/4	.115	1-15/16
	SDM3705	5/64	1/4	.234	1-15/16
	SDM3706	3/32	1/4	.234	1-15/16
	SDM3707	7/64	1/4	.234	1-15/16
	SDM3708	1/8	1/4	.234	1-15/16
	SDM3709	9/64	1/4	.234	1-15/16
	SDM3710	5/32	1/4	.234	1-15/16
	SDM3712	3/16	1/4	.234	1-15/16
	SDM3714	7/32	1/4	.250	1-15/16
	SDM3716	1/4	1/4	.250	1-15/16
	SDMA4708	1/8	5/16	.234	3
	SDMA4710	5/32	5/16	.234	3
	SDMA4712	3/16	5/16	.234	3
	SDMA4714	7/32	5/16	.281	3
	SDMA4716	1/4	5/16	.281	3
	SDMA4720	5/16	5/16	.312	3
	SDMA4724	3/8	5/16	.312	3

Pozidriv® (Power)



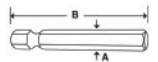
Type	Stock No.	#	Tip	A	B
	SDM351B	#1	1/4	.187	1-15/16
	SDM352B	#2	1/4	.234	1-15/16
	SDM353B	#3	1/4	.234	1-15/16
	SDM451A	#1	1/4	.187	2-3/4
	SDM452A	#2	1/4	.234	2-3/4
	SDM453A	#3	1/4	.234	2-3/4
	SDM551A	#1	1/4	.187	3-1/2
	SDM552A	#2	1/4	.234	3-1/2
	SDM553A	#3	1/4	.234	3-1/2
	SDM651A	#1	1/4	.187	6
	SDM652A	#2	1/4	.234	6
	SDM653A	#3	1/4	.234	6

Square



Type	Stock No.	#	Tip	A	B
	SDMTS301	#1	1-15/16		
	SDMTS302	#2	1-15/16		
	SDMTS601	#1	6		
	SDMTS602	#2	6		

Hex, mm (Power)



Type	Stock No.	mm	Tip	A	B
	SDMM3702	2	1/4	.09	1-15/16
	SDMM37025	2.5	1/4	.11	1-15/16
	SDMM3703	3	1/4	.13	1-15/16
	SDMM3704	4	1/4	.18	1-15/16
	SDMM3705	5	1/4	.22	1-15/16
	SDMM3706	6	1/4	.27	1-15/16
	SDMM3707	7	1/4	.31	1-15/16
	SDMM3708	8	1/4	.36	1-15/16
	SDMM3710	10	1/4	.45	1-15/16



• Do not use bits with impact driver.
• Read Safety Precautions on pages W1-W4

AWLS, HOOKS AND PICKS



Awls/Hard Grip SH6ASA Hard Grip Awl

- Use for scribing, alignment, O-ring removal, piercing holes in leather or fabric and cleaning crevices

Stock No.	Blade Length, inches (mm)	Overall Length, inches
SH6ASA	4-3/4 (121)	6-5/8



SGASA204CR

Colors Available



Red Orange Green
R O G


ADD SUFFIX TO STOCK NUMBER FOR SPECIAL COLORS.

Miniature Awls, Hooks and Picks/Soft Grip

- Comfortable, nonslip Instinct® handle
- Strong special steel blades for lasting performance
- High-polish finish
- Blades are replaceable
- Use for scribing, alignment, O-ring removal, piercing holes in leather or fabric, and cleaning crevices

Stock No.	Description	Blade Length, inches (mm)	Overall Length, inches	Blade Diameter, inches	
SG3ASHCR	Instinct® Miniature Hook	3-1/8 (79)	6	1/8	•
SG3ASACR	Instinct® Mini Awl	3-1/8 (79)	6	1/8	•
SG3ASH45CR	Instinct® 45° Tip Miniature Pick	3-1/8 (79)	6	1/8	•
SG3ASH90CR	Instinct® 90° Tip Miniature Pick	3-1/8 (79)	6	1/8	•

Set Contains:
SGASA204CR



SGLASA604BR

Colors Available



Red Orange Green
* R O G

ADD SUFFIX TO STOCK NUMBER FOR SPECIAL COLORS.

Awls and Hooks/Instinct® Soft Grip

- Use for scribing, alignment, O-ring removal, piercing holes in leather or fabric and cleaning crevices

Stock No.	Description	Blade Dia., inches	Overall Length, inches	Blade Length, inches (mm)			
SG4ASHBR	Instinct® Hook	1/4	8	3-3/4 (95)	•		
SG4ASABR	Instinct® Awl	1/4	8	3-3/4 (95)	•		
SG5ASABR	Instinct® Awl	1/4	9-5/8	4-3/4 (121)	•		
SG7ASABR	Instinct® Awl	1/4	10-5/8	5-3/4	•		
SGL6ASABR*	Instinct® Long Heavy-Duty Awl	3/16	10-5/32	6 (152)		•	
SGL6ASO45BR*	Instinct® Long Heavy-Duty 45° Offset Pick	3/16	10-5/32	6 (152)		•	
SGL6ASH45BR*	Instinct® Long Heavy-Duty 45° Pick	3/16	10-5/32	6 (152)		•	•
SGL6ASH90BR*	Instinct® Long Heavy-Duty 90° Pick	3/16	10-5/32	6 (152)		•	•
SGL12ASH45BR*	Instinct® Long Heavy-Duty 45° Pick	3/16	16-5/32	12 (305)			•
SGL12ASH90BR*	Instinct® Long Heavy-Duty 90° Pick	3/16	16-5/32	12 (305)			•

Set Contains:
SGLASH1204BR*
SGLASA604BR*
SGASA104BR

SGLASA604 and SGLASH1204 sets feature:

- Heavy-duty alloy replaceable steel blades for strength
- Exclusive 45° tip geometry is ideal for pulling wires in tight areas
- Longer blades offer better access in hard-to-reach areas
- Larger handles for a comfortable, secure grip



SGLASA204CR

Long Small Size Awls, Hooks and Picks/Soft Grip

- Use for scribing, alignment, O-ring removal, piercing holes in leather or fabric, and cleaning crevices

Set Contains:
SGLASA204CR*

Stock No.	Description	Blade Diameter, inches	Overall Length, inches	Blade Length, inches (mm)	
SGL3ASHCR*	Instinct® Long Miniature Hook	9/64	9-23/32	7 (178)	•
SGL3ASACR*	Long Mini Awl	9/64	9-23/32	7 (178)	•
SGL3ASH45CR*	Instinct® Long 45° Tip Miniature Pick	9/64	9-23/32	7 (178)	•
SGL3ASH90CR*	Instinct® Long 90° Tip Miniature Pick	9/64	9-23/32	7 (178)	•

Colors Available



* R O G
ADD SUFFIX TO STOCK NUMBER FOR SPECIAL COLORS.

Seal Removal Tools/Soft Grip

- Rounded tip with blended radius edge allows easy removal of seals or O-rings while reducing chance of damage to seal or finished surface
- (2) tip configurations and (2) blade lengths handle most seal removal situations
- Industrial black finish blades
- Applications include transmissions, heater and vacuum hoses, oil pump drive shaft seals, injectors and fuel rail O-rings, inner tie rod rack boot and CV boot removal, fork seals and caliper dust boot assemblies on Harley-Davidson® and other motorcycles and steering racks and pumps

Set Contains:
SGSR104AR



SGSR104AR

Stock No.	Tip Style	Description	A	B	
SGSR1AR	Spoon	Soft Grip Spoon Seal Removal Tool	5-1/4	8	•
SGSR2AR	Spoon	Soft Grip Spoon Seal Removal Tool	2-1/2	5-11/32	•
SGSR3AR	Contoured	Soft Grip Contoured Seal Removal Tool	2-1/2	5-11/32	•
SGSR4AR	Contoured	Soft Grip Contoured Seal Removal Tool	5-1/4	8	•

Colors Available



R O G
ADD SUFFIX TO STOCK NUMBER FOR SPECIAL COLORS.

STANDARD AND EXTRA LONG AWLS, HOOKS AND PICKS

Picks and Scribes/Extra-Long (Blue-Point®)

- Use to separate wires, remove small fuses, O-rings, retrieve small parts or mark metal and plastic surfaces
- Shank diameter is 0.02" thicker than standard picks for added durability and extended tool life
- Each pick is 9-3/4" (248 mm) long

Set Contains:
PSLR4[‡] PSLR6[‡]

Stock No.	Description		
PSLR4-1 [‡]	Extra-Long Hook Pick	•	•
PSLR4-2 [‡]	Extra-Long 90° Hook Pick	•	•
PSLR4-3 [‡]	Extra-Long Straight Pick	•	•
PSLR4-4 [‡]	Extra-Long Complex Pick	•	•
PSLR4-5 [‡]	Extra-Long Combination Pick		•
PSLR4-6 [‡]	Extra-Long Double Angle Pick		•

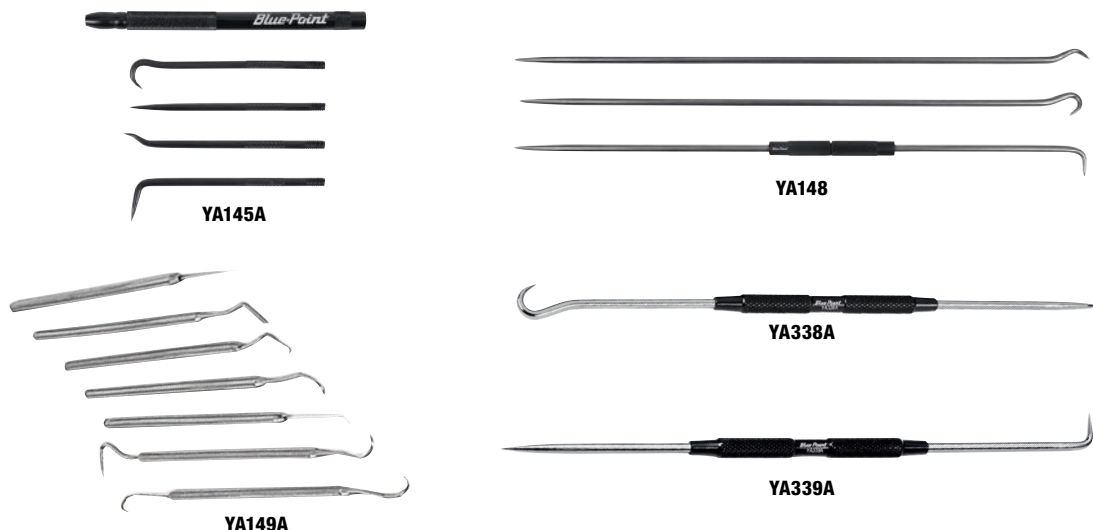


PSLR6



- Do not use "cheater bars" on prybars.
- Do not use bits with impact driver.
- Do not use awls, hooks or picks as prybars or punches.
- ‡These products can expose you to chemicals which are known to the state of California to cause cancer and reproductive harm. See pages P1-P2 for details.
- Read Safety Precautions on pages W1-W4

STANDARD AND EXTRA LONG AWLS, HOOKS AND PICKS



Picks and Scribes (Blue-Point®)

Stock No.	Description	Overall Length (assembled to handle), inches	Set Contains:		
			YA145A	YA148	YA149A
YA145-1	Straight Tip Pick (Blue-Point®)	7-7/16	•		
YA145-2	90° Tip Pick (Blue-Point®)	7-7/16	•		
YA145-3	Hook Tip Pick (Blue-Point®)	7-7/16	•		
YA145-4	O-Ring Angle Tip Pick (Blue-Point®)	7-7/16	•		
YA145A-5	Black Anodized Handle (Blue-Point®)	—			
YA148-1	Scribe—Straight/90° Tip (Blue-Point®)	11-5/8		•	
YA148-2	Scribe—Straight/Hook (Blue-Point®)	11-1/2		•	
YA148-3	Scribe—Straight/Double Bend (Blue-Point®)	11-7/8		•	
YA149-1	Straight Pointed Pick (Blue-Point®)	5-1/2			•
YA149-2	Curved with 90° Pointed Pick (Blue-Point®)	5-1/4			•
YA149-3	45° with Flat Tip Pick (Blue-Point®)	5-1/2			•
YA149-4	90° Pointed Pick (Blue-Point®)	5-1/2			•
YA149-5	Double Ended Short Pick (Blue-Point®)	6-3/16			•
YA149-6	Double Ended Long Curve Pick (Blue-Point®)	6-1/2			•
YA149-7	Half Circle Pointed Pick (Blue-Point®)	5-3/8			•
YA338A [‡]	Straight/Hook Scribe	8-1/8			
YA339A [‡]	Straight/90° Scribe	8-1/8			

YA145A[‡] 4 pc Pick/Scribe Set (Blue-Point®)

- Compact set with (4) interchangeable threaded blades
- Black anodized aluminum handle with laser-etched Blue-Point® logo for better visibility
- Includes storage pouch
- High-quality carbon steel blades
- Made in USA

YA148 3 pc Adjustable Pick/Scribe Set (Blue-Point®)

- Thicker 3/16" dia. blades resist bending
- Longer length for greater reach into tight work areas
- Handle can be adjusted along length of blade
- Includes pouch
- Made in USA

YA149A 7 pc Pick Set (Blue-Point®)

- Includes (5) 5-1/2" single-ended and (2) 7" double-ended probes made of tempered stainless steel
- Stainless steel picks avoid corrosion
- Includes pouch

Striking Prybars/Straight Edge

- Straight tip design perfect for prying applications and turning slotted fasteners
- Manufactured from special alloy steel, precision forged and heat treated for optimum strength and durability
- Straight tip design for maximum leverage in tight spaces
- Durable ergonomic handle features a tapered design for comfortable grip and withstands extreme work environments
- Blade extends through the handle and contacts the metal end cap to provide a continuous, solid striking force
- Flared end of handle offers protection from off-center handle strikes




Colors Available

Red Orange Green Black
* R O G
ADD SUFFIX TO STOCK NUMBER FOR SPECIAL COLORS.

Stock No.	Tip Width, inches	Square Shank, inches	Length, inches (mm)
MPBS10A	23/64	1/4	10-3/8 (264)

Prying/Smoothing Tools

- Intended for spreading/smoothing epoxy, adhesives and silicone uniformly
- Other uses include cleaning small parts, removing/installing O-rings and gaskets, prying dashboard parts and vents and prying apart electronic key fobs to access the battery for replacement. Can be used to pry apart relays, fuses and wiring connectors
- Strong glass-reinforced nylon offers the rare combination of flexibility and strength
- While the non-marring composite material will not scratch soft metals, painted surfaces or other composite material, do not use this tool on glass, laminates or acrylic material
- Note: Not intended for live electrical use.



Stock No.	Description	Length, inches	Tip Style	Tip Width, inches		
PPN1030	7" Dual Tip Narrow Prying/Smoothing Tool	7	Narrow, Dual Tip	1/8 and 9/32	•	
PPN2040	7" Medium Dual Tip Prying/Smoothing Tool	7	Medium, Dual Tip	3/16 and 3/8	•	
PPN4050	7" Wide Dual Tip Prying/Smoothing Tool	7	Wide, Dual Tip	3/8 and 1/2	•	
PPBN18	Micro-Angle Tool (3/16")	6-9/16	3/16" Angle Tip	3/16		•
PPBN32	Micro-Angle Tool (5/16")	6-9/16	5/16" Angle Tip	5/16		•
PPBN48	Micro-Angle Tool (1/2")	6-9/16	1/2" Angle Tip	1/2		•

Sets include vinyl pouch.

Striking Crown Handle Prybars

- Durable crown handle offers protection from off-center hammer strikes
- Handle is 10-3/8" long for a comfortable, secure grip (long handle ensures that two hands can fit for high-leverage applications)
- Cylindrical design with taper allows user to find a comfortable grip regardless of hand size
- Handle resists extreme temperatures
- Square bar manufactured from special alloy steel, precision forged and heat treated for optimum strength and durability
- High-leverage flared tip (1-1/8") with precision-ground edge
- Blade is permanently stamped with product information and has an industrial finish (protects against corrosion)



Colors Available

Red Orange Green
R O G
ADD SUFFIX TO STOCK NUMBER FOR SPECIAL COLORS.

Stock No.	Bar Stock Size, inches	Tip Width, inches	Handle Length, inches	Length with Handle, inches
SPBH30R	7/8	1-1/8	10-3/8	30
SPBH48R	3/4	1-1/8	10-3/8	48
SPBH54R	3/4	1-1/8	10-3/8	54

Brake Tool Prybar

MPBS1140AO 40° Brake Tool Prybar

- Strong 3/8" square alloy steel bar with straight tip
- 11" total length with 40° offset ensures access into tight wheel wells
- Durable, ergonomic handle features a tapered design for comfortable grip and withstands extreme work environments
- Ideal for prying applications such as brake components and calipers



Stock No.	Handle Length, inches	Square Shank, inches	Tip Width, inches
MPBS1140AO	5-1/2	3/8	3/8



- Do not use "cheater bars" on prybars.
- These products can expose you to chemicals which are known to the state of California to cause cancer and reproductive harm. See pages P1-P2 for details.
- Read Safety Precautions on pages W1-W4

PRYBARS



SPBS704AR



SPBSDC705FR

Colors Available



ADD SUFFIX TO STOCK NUMBER FOR SPECIAL COLORS.

Striking Prybars

- Ergonomic shape and contour handle matched to blade length for optimum leverage
- Blade extends through handle and makes contact with end cap to provide solid striking force
- Metal end cap allows hammer striking while reducing chance of damage to handle
- High-leverage design with smooth radius head provides maximum leverage when lifting and pulling back
- Blade manufactured from special alloy steel, precision forged and heat treated for strength and durability
- Industrial finish to protect against corrosion

Stock No.	Description	Length, inches	Square Shank, inches	Tip Width, inches		
SPBS8A	8" Striking Prybar	8	1/4	7/16	•	•
SPBS12A	12" Striking Prybar	12	3/8	5/8	•	•
SPBS18A	18" Striking Prybar	18	7/16	23/32	•	•
SPBS24A	24" Striking Prybar	24	7/16	13/16	•	•
SPBS36A	36" Striking Prybar	36-5/8	5/8	1-1/8		
SPBS42A	42" Striking Prybar	42-1/4	5/8	1-1/8		

*SPBSDC705F sets include SPDC18 18" Demolition Chisel in a foam organizer

Set Contains:
SPBSDC705F*
SPBS704A



PBMS5R



PBMB5

Colors Available



ADD SUFFIX TO STOCK NUMBER FOR SPECIAL COLORS.

Mini Pocket Prybars

- Ideal for prying, separating small parts, inspecting surfaces and turning small slotted fasteners
- Strong 3/16" dia. alloy steep blade
- Acetate handle with pocket clip resists most shop chemicals and fluids
- Made in USA

Stock No.	Description	Length, inches (mm)	Exposed Blade Length, inches (mm)
PBMS5R	5" Straight Tip Mini Pocket Prybar	5-5/32 (131)	2-23/64 (60)
PBMB5R	5" Angle Tip Mini Pocket Prybar	5-5/32 (131)	2-23/64 (60)



PBMP703A

Multi-Position Prybars

- Each prybar features 17 incremental angles of 15° to provide great flexibility
- High-leverage design with smooth radius head provides maximum leverage when lifting
- Manufactured from special alloy steel, precision forged and heat treated for strength and durability
- Industrial finish helps protect against corrosion

Stock No.	Description	Length, inches	Tip Width, inches	
PBMP8A	8" Multiposition Prybar	8	1/2	•
PBMP12A	12" Multiposition Prybar	12	5/8	•
PBMP16A	16" Multiposition Prybar	16	5/8	•
PBMP24A	24" Multiposition Prybar	24	1	
PBMP36A	36" Multiposition Prybar	36	1	

Set Contains:
PBMP703A



PBN1



PBN15



PBN500

Non-Marring Prybars

- Made from tough reinforced nylon
- Ideal for removing clips, fasteners, molding or gaskets from interior/exterior applications
- Will not damage delicate surfaces unlike metal removal tools
- Lightweight and resistant to most automotive fluids
- Block end allows use with hammer

Set Contains:

PBN500

Stock No.	Tip Style	Length, inches	Tip Width, inches	
PBN1	Narrow Wedge	6-3/4	5/8	•
PBN2	Wide Wedge	6-3/4	15/16	•
PBN3	Narrow Fork	6-3/4	7/8	•
PBN5	Wide Fork	6-3/4	1-3/16	•
PBN7	Flat Fork	6-3/4	1-3/8	•
PBN10	90° L	6-3/4	5/8	
PBN15	90° Pry Tool	6-3/4	1-1/4	



PBFT10

Prying/Fabrication Tools

Stock No.	Tip Width, inches	Length of Radius (working end), inches	Overall Length, inches
PBFT10	1/2	1-3/4	7

PBFT10 Metal Pry/Fabrication Tool (Blue-Point®)

- Slim radius taper end for optimum blend of strength and access
- Unique design fits in tight gaps and can be used in tandem with separate mated parts
- Made from strong 4140 alloy steel
- Includes holes for tethering



1412A



7030A



BLPPB704

Pinch Bars

- Pinch bars have a tapered point on one end and a chisel-type edge on the other

Close Quarters Bars

- Powerful leverage where space is at a premium
- Ideal for aligning molds

Stock No.	Description	Length, inches	Stock, inches
7030A	9" Close Quarter Prybar (Blue-Point®)	9	3/8
1412A	14" Pinch Prybar (Blue-Point®)	14	1/2
1658C	16" Pinch Prybar (Blue-Point®)	16	1/2
7031A	16" Close Quarter Prybar (Blue-Point®)	16	1/2
7032	18" Close Quarter Prybar (Blue-Point®)	18	5/8
2420A	20" Pinch Prybar (Blue-Point®)	20	3/4
2430C	30" Pinch Bar Prybar (Blue-Point®)	30	3/4
2438C	38" Pinch Prybar (Blue-Point®)	38	3/4
2842C	42" Pinch Prybar (Blue-Point®)	42	7/8

BLPPB704 4 pc Pinch Bar Prybar Set (14–20") (Blue-Point®)

- Includes 1412A (14") and 2420A (20") Pinch Bars, 7031A Close-Quarters Bar (16") plus BPPC1878 Flat Chisel (18")



- Do not use "cheater bars" on prybars.
- Read Safety Precautions on pages W1–W4

PRYBARS



Rolling Head Prybars

- Rolling head acts as fulcrum and provides leverage
- Pointed end is useful in many aligning applications

Set Contains:

PBS704


Stock No.	Length, inches	Stock, inches	
650	6	5/16	•
1250	12	7/16	•
1650	16	9/16	•
2050	20	11/16	•



Heavy-Duty Prybars

- Prybars feature a rubber grip that eliminates contact with rust and damaged surfaces and protects the bar from damage during transit
- Grip offers a nonslip surface that provides a secure gripping surface/leverage, when hands are wet, sweaty or oil covered


Stock No.	Tip Style	Length, inches	Weight, lb
PBHC48	1-1/8" Straight Chisel, 2" Offset Chisel	48	11.25
PBHC60	1-1/8" Straight Chisel, 2" Offset Chisel	60	14.25



Die Setter Bars

- Designed for separating, scraping or prying

Stock No.	Description	Length, inches	Tip Width, inches	Stock, inches
7035	18" Die Setter Prybar (Blue-Point®)	18	7/16	5/8
7037	30" Die Setter Prybar (Blue-Point®)	30	9/16	3/4



General Service Tools

Stock No.	Description	Length, inches	Edge, inches	Stock, inches
1658C	16" Pinch Prybar (Blue-Point®)	16	5/8	1/2
2420A	20" Pinch Prybar (Blue-Point®)	20	15/16	3/4
2430C	30" Pinch Bar Prybar (Blue-Point®)	30	5/8	3/4



Wrecking Bars

- Slotted claw on "gooseneck" end and a chisel configuration on opposite end

Stock No.	Description	Length, inches	Stock, inches
NPB124B	Wrecking Bar 24" Prybar (Blue-Point®)	24	3/4

PLIERS/CUTTERS SETS

PLIERS



102LHCP



PL305ACF



PL306ACF



PL307ACF



PL330ACF



PL400B



PL403A



PL600ES1FR



PL600ES1RK



PL600ES2FR



PL600ES2RK



PL803A



PLR300

Pliers and Cutters Sets

Stock No.	Description	Set Contains:												
		102LHCP	PL305ACF*	PL306ACF*	PL307ACF*	PL330ACF*	PL400B*	PL403A*	PL600ES1FR**^	PL600ES1RK*	PL600ES2FR**^	PL600ES2RK*	PL803A*	PLR300*
415CP	15" Long-Neck 35° Bent Needle Nose Pliers		•											
915CP	15" Long-Neck Needle Nose Pliers		•											
44ACF	4" Combination Slip Joint Pliers			•					•					
95ACF	6" Needle Nose Pliers			•						•	•			
84CF	4" Diagonal Cutter												•	
85ACF	5" Diagonal Cutter			•							•	•		
786CF	6" Diagonal Flush-Cut Pliers													
46ACF	6" Combination Slip Joint Pliers				•					•	•	•		
96ACF	8" Needle Nose Pliers				•				•					
86ACF	6" Diagonal Cutter				•								•	•
47ACF	8" Combination Slip Joint Pliers					•			•	•	•	•		
97ACF	9" Needle Nose Pliers					•				•	•			•
87ACF	7" Diagonal Cutter					•			•	•	•			•
49ACF	9" Combination Slip Joint Pliers						•							
911ACF	11" Needle Nose Pliers						•					•	•	
312CF	11" Heavy-Duty Diagonal Cutter						•					•	•	
57CF	7" Heavy-Duty Combination Pliers													•
91ACP	9" Adjustable Joint Interlocking Channel Pliers												•	
PWSC7ACF	7" Wire Stripper/Cutter/Crimper											•	•	
29ACF	9" Wire Terminal Crimping Tool											•	•	
388ACF	8" High-Leverage Diagonal Cutter											•	•	
61CF	8" Duck Bill Pliers											•	•	
KAPL10	10" Pliers Organizer											•		

Sets include storage tray.
 *Sets shown include foam organizer.

See product details on following pages.

Colors Available



* ADD SUFFIX TO STOCK NUMBER FOR SPECIAL COLORS.
 * O G



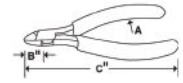
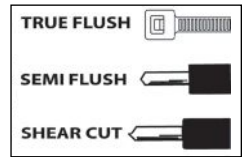
- Do not use "cheater bars" on prybars.
- Plastic coated handle does not protect against electric shock
- Do not use chrome or industrial finish hand tools with impact drivers.
- Do not use power sockets or accessories with impact drivers.
- Read Safety Precautions on pages W1-W4

PLIERS/CUTTERS SETS

True Flush: Blades cut stranded wire ends and zip tie ends flat, allowing protruding ends to be trimmed flush

Semi-Flush: Ground blades cut slightly pointed wire ends and can be used where an exact flush cut is not required

Shear Cut: Ground blades (on standard cutters) are designed for general cutting with less hand pressure and extended blade life



Colors Available



* O G
ADD SUFFIX TO STOCK NUMBER FOR SPECIAL COLORS.

Diagonal Cutters (Natural)

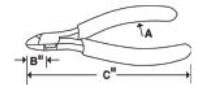

- VectorEdge tightly tolerated, induction-hardened, parallel cutting edges are engineered to provide repeated cuts of hard wire, soft wire, spring steel, and cable ties at all locations along the blades
- DURABLE: Natural steel finish with clear coating; cold-forged special alloy steel; strength and durability, protects against corrosion, provides years of reliable performance
- LEVERAGE: Long contoured handle; joint positioned closer to the cutting edge; comfortable with increased leverage
- COMFORT: Cushioned plastisol handles; comfort and control to reduce fatigue

VectorEdge

Stock No.	Description	A	B	C	
84CF*	4" Diagonal Cutter	Bowed	3/8	4-3/4	•
85ACF*	5" Diagonal Cutter	Bowed	9/16	5	•
86EP	6" Pistol Grip Diagonal Cutter	Pistol	3/4	6-5/16	
786CF*†	6" Diagonal Flush-Cut Pliers	Bowed	3/4	6-5/16	
87ACF*	7" Diagonal Cutter	Bowed	13/16	7-3/8	•
808CF*	7" Long Mini Diagonal Cutter	Bowed	9/16	6-15/16	•
388ACF*	8" High-Leverage Diagonal Cutter	Bowed	1-1/16	8-5/16	•
312CF*	11" Heavy-Duty Diagonal Cutter	Long Handle	13/16	11	•

† For plastic and soft wire only

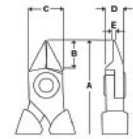
CUTTERS



Cushion-Throat Cutters

- Urethane insert in jaws captures clipped material, reducing the likelihood of work environment contamination
- Retention of wire clippings enhances worker safety by preventing projectile material from being scattered throughout the worksite
- Handles are designed for comfort and deliver the leverage needed to tackle the most demanding jobs
- Quality forged steel ensures tools will provide years of service
- Fluorescent urethane formula helps reduce the potential of leaving the tool behind—just shine a UV light on the head of the cutter to activate its illuminating effect

Stock No.	Description	A	B	C
84CFCTA	Cushion-Throat Diagonal Cutter	Bowed	3/8	4-3/4
86ACFCT	Cushion-Throat Diagonal Cutter	Bowed	3/4	6-5/16
P87150ACT	Cushion-Throat 5" Oval Cutter—True Flush Cut	Bowed	17/32	5-3/16
87ACFCT	7" VectorEdge Diagonal Cutter	Bowed	13/16	7-3/8
388ACFCT	8" High-Leverage Cushion-Throat Diagonal Cutter	Bowed	1-1/16	8-5/16
786CFCT	6" Diagonal Flush-Cut Cutter with Cushion Throat	Bowed	3/4	6-5/16
312CFCT	11" VectorEdge Heavy-Duty Cushion-Throat Diagonal Cutter	Long Handle	13/16	11



Colors Available



* 0 G
ADD SUFFIX TO STOCK NUMBER FOR SPECIAL COLORS.

P-Series Cutting Pliers

- Diagonal cutting pliers with a tapered head for reaching tight spaces without compromising cutting performance
- Cutting-edge geometry strikes a balance between sturdiness and sharpness, resulting in clean cuts that can last for as long as 200,000 cycles
- Heat-treated frame provides exceptional tool life
- Hot-forged technology aligns grain structure of proprietary alloyed steel to follow the profile of the shanks, giving the pliers extraordinary tenacity and toughness
- Precision grinding in the joint greatly reduces friction, providing smooth operation without lubrication
- Screw joint minimizes friction and maximizes jaw alignment

- Internal torsion spring returns the pliers to the opening position, keeping the tools always ready to work while minimizing hand fatigue
- Staking of the screw threads helps to stop the screw from backing out

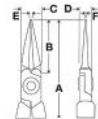

True Flush: Blades cut stranded wire ends and zip tie ends flat, allowing protruding ends to be trimmed flush
Semi-Flush: Ground blades cut slightly pointed wire ends and can be used where an exact flush cut is not required
Shear Cut: Ground blades (on standard cutters) are designed for general cutting with less hand pressure and extended blade life

Stock No.	A	B	C	D	E	Wire Diameter, mm	Cut Type	Head Style
P86145A	109	10.6	12.5	13.1	13.2	0.30-1.25	Semi-Flush	End
P88145A	115	11.7	12.5	6	0.8	0.30-1.60	Semi-Flush	Tapered
P88145RA	115	11.7	12.5	6	0.8	0.30-1.25	Semi-Flush	T&R
P88150RA	130	13.8	15.8	8	1.1	0.40-1.60	Semi-Flush	T&R
P87150A*†	130	13.8	15.8	8	1.1	.40-1.60	True Flush	Oval
PL88145A	178	11.7	12.5	6	0.8	0.30-1.60	Semi-Flush	Tapered

†Use on plastic and zip ties

PLP300A 3 pc Precision Pliers Set

- Set includes (1) P87150A Cutting Pliers, (1) P92055A 4-1/2" Snipe Nose Pliers and (1) P91045A 5-1/2" Needle Nose Pliers



Colors Available



* 0 G
ADD SUFFIX TO STOCK NUMBER FOR SPECIAL COLORS.

P-Series Precision Pliers

- Hot-forged technology aligns the grain structure of proprietary alloyed steel to follow the profile of the shanks, giving the pliers extraordinary tenacity and toughness
- Heat-treated frame provides exceptional tool life
- Precision grinding in the joint greatly reduces friction, providing smooth operation without lubrication
- Screw joint minimizes friction and maximizes jaw alignment
- Internal torsion spring returns the pliers to the opening position, keeping the tools always ready to work while minimizing hand fatigue
- Staking of the screw threads helps to stop the screw from backing out

Stock No.	Description	A	B	C	D	E	F	Jaw Style	Head Style
P90050A	5" Round Nose Pliers	127	26	12.5	7.6	2.9	1.2	Smooth	Round
P91045A*	4-1/2" Snipe Nose Pliers	121	20	12.5	7.6	1.8	1.9	Serrated	Short
P91055A	5-1/2" Snipe Nose Pliers	144	43	12.5	7.6	1.8	1.9	Serrated	Long
P91355A	5-1/2" 45° Bent Needle Nose Pliers	141	46.8	12.5	7.6	1.8	1.9	Serrated	45°
P92055A*	5-1/2" Needle Nose Pliers	145	44	12.5	7.6	1.8	1.9	Serrated	Long
P92650A	5" 90° Bent Needle Nose Pliers	125	31	12.5	7.6	1.8	1.9	Serrated	90° Bent
P93050A	5" Flat Nose Pliers	129	28	12.5	7.6	1.8	1.9	Smooth	Flat



- Plastic coated handle does not protect against electric shock.
- Read Safety Precautions on pages W1-W4

SPECIAL PURPOSE



EPC160



HL138ACP

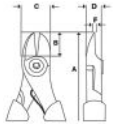


5CF

Colors Available



* ADD SUFFIX TO STOCK NUMBER FOR SPECIAL COLORS.



Pliers/Special Application

Stock No.	Description	A	B	C	D	F
EPC160	Plastic and Soft Wire Flush Cutter	7	3/4	27/32	13/32	1/16
HL138ACP*	8" High-Leverage Combination Pliers	7-7/8	1-1/16	1-3/16	1/2	—
5CF*	5" Ignition Pliers	4-3/4	1/4	7/16	1/4	5/64

EPC160 Plastic and Soft Wire Flush Cutter

- Manufactured from 1% carbon/chrome ball bearing steel to provide strength without brittleness
- Adjustable screw joint minimizes friction and maximizes cutting edge alignment
- Precision hardened cutting edge provides superior durability
- The unique jaw design makes it ideal for cutting plastic, rubber and vinyl (do not use for cutting metal)

HL138ACP* 8" High-Leverage Combination Pliers

- Reduces effort for cutting and gripping by up to 75%
- 1-1/16" jaw opening
- Cushioned plastisol handles for comfort and leverage to reduce fatigue

5CF* 5" Ignition Pliers

- Ideal for extremely small work
- Serrated jaws
- Bowed and cushioned plastisol handles for comfort and leverage to reduce fatigue



497ACF



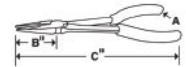
490CF



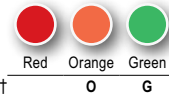
612AEP



912AEP



Colors Available



† ADD SUFFIX TO STOCK NUMBER FOR SPECIAL COLORS.

Special Purpose Pliers

- Bent Nose—Angled jaws for better access to hard-to-reach areas
- Pistol Grip—Angled handle for access to hard-to-reach areas
- Duck Bill—Specially designed for electronics work

Stock No.	Description	B	C
497ACF*†	7" 90° Angle Jaw Needle Nose Pliers	1-5/8	7-1/4
490CF*	9-1/2" 90° Bent Needle Nose Pliers	1-5/8	9-5/8
612AEP	10" Pistol Grip Needle Nose Pliers	1-3/8	9-3/4
912AEP	11" Pistol Grip Needle Nose Pliers	2-1/4	10-5/8

*Talon Grip™

Needle Nose, Talon Grip™

- Talon Grip™ diamond-serrated jaws provide precise gripping strength and increased pulling power; jaw tips are perfectly aligned
- Rounded jaw edges minimize nicks to the wire when making loops or bends
- Jaw tips are perfectly aligned and feature machined teeth for precise gripping strength with positive control
- Longer contoured handle with joint location provides higher leverage and increased comfort
- Talon Grip™ diamond-serrated jaws; Jaw tips are perfectly aligned; Precise gripping strength; increase in pulling power
- Leverage: Long contoured handle and joint location; Comfortable with increased leverage
- Control: Rounded jaw edges minimize nicks to the wire when making loops or bends

- Accessible: Ramped tips; Stronger jaws and increased accessibility
- Durable: Natural steel finish with clear coating is made with special alloy steel; cold-forged for strength and durability; protects against corrosion
- Tough: Differential heat treatment; strength and toughness allows for long product life
- Comfort: Cushioned grip handles; comfort and control to reduce fatigue

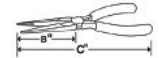
Set Contains: PL3935CF*

Stock No.	Description	B	C	
196ACF*†	8" Long Nose Pliers with Cutter	2-1/4	8	
196ANCF*†	8" Long Nose Pliers with Cutter and Side Fastener	2-1/4	8	
597ACF	8" Pin Gripping Pliers	3-3/16	8-7/8	
94CF*	5" Needle Nose Pliers	1-1/8	5-13/32	
95ACF*	6" Needle Nose Pliers	1-13/32	6-1/32	
96ACF*	8" Needle Nose Pliers	2-1/8	7-29/32	
97ACF*	9" Needle Nose Pliers	3-1/2	8-13/16	
495CF*	6" 35° Bent Needle Nose Pliers	1-13/32	6-1/32	•
496CF*	7" 35° Bent Needle Nose Pliers	2	7-13/16	•
9735CF*	8" 35° Bent Needle Nose Pliers	3-11/32	8-5/8	•

†Rated to cut .049" dia. music wire



196ACF



597ACF



496CF



94CF

Colors Available



* ADD SUFFIX TO STOCK NUMBER FOR SPECIAL COLORS.


NEEDLE NOSE/LONG

Electronic Service, Talon Grip™

- Talon Grip™ diamond serrated jaws provide a better grip, supplying up to 57% increase in pulling power
- Compact needle nose jaws and longer reach provide increased access in tight working conditions
- The 35° bent nose design, coupled with more compact jaws and longer reach, provide increased access in tight and awkward working conditions (408CF)
- Ideal for holding and twisting safety wire in aviation, marine and FOD applications (609CF)
- Cushioned plastic handles are designed for comfort and leverage to reduce fatigue
- Manufactured from special high-alloy steel for durability and strength

Set Contains:
PL308CF

Stock No.	Description	B	C	
61CF	8" Duck Bill Pliers	1-29/64	8-3/8	
408CF	9" Stork Bent Needle Nose Pliers	1-5/8	8-1/2	•
908CF	9" Stork Needle Nose Pliers	1-45/64	8-5/8	•
609CF	9" Stork Duck Bill Pliers	1-3/8	9-21/64	•



Colors Available




ADD SUFFIX TO STOCK NUMBER FOR SPECIAL COLORS.

Long Reach

- Long, slim jaws and flush riveted joints for increased reach into recessed areas
- Ideal for electric and electronic work, holding pins or small components

Stock No.	Description	B	C
415CP	15" Long-Neck 35° Bent Needle Nose Pliers	2-7/8	14-3/8
411CF*	11" Long-Neck 35° Bent Needle Nose Pliers	3	10-7/8
911ACF*	11" Needle Nose Pliers	3-3/16	11
915CP	15" Long-Neck Needle Nose Pliers	3-3/16	14-1/2

Talon Grip™



Colors Available



ADD SUFFIX TO STOCK NUMBER FOR SPECIAL COLORS.


Combination, Talon Grip™

- Talon Grip™: Diamond-serrated jaws mean better grip and up to a 57% increase in pulling power
- Third position gives a wider jaw spread for pieces that are difficult to grasp
- Precise: Smooth, clean cuts with less hand pressure; shear cutter and rounded jaw edges
- Durable: Cold-forged, natural steel finish with clear coating; special alloy steel means strength, durability and protection against corrosion
- Comfort: Vinyl grips provide comfort and control
- Accessibility: Patented three-position joint with adjustable jaw width means more opening options and a wider spread
- Leverage: Long, contoured handle provides comfort and increased leverage

Set Contains:
PL403A

Stock No.	Description	A	B	
44ACF	4" Combination Slip Joint	4-1/2	15/64	•
46ACF	6" Combination Slip Joint	6-7/16	23/64	•
47ACF	8" Combination Slip Joint	8-1/4	7/16	•
49ACF	9" Combination Slip Joint	9-1/4	1/2	
HJ46ACF	6" FlankJaw Combination Slip Joint	6-7/16	23/64	
HJ47ACF	Combination Slip Joint	8-1/4	7/16	
LN47ACF	9" Long Nose Slip Joint	9-1/2	5/32	

Two-position jaw



Colors Available



ADD SUFFIX TO STOCK NUMBER FOR SPECIAL COLORS.



- Plastic coated handle does not protect against electric shock.
- Read Safety Precautions on pages W1-W4

LINEMAN'S/HEAVY-DUTY



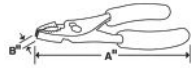
137ACF



57CF



59CF



Colors Available



Red Orange Green

O G

ADD SUFFIX TO STOCK NUMBER FOR SPECIAL COLORS.

Heavy-Duty Combination Pliers

- Machined cutter heads for perfectly matched blades
- Induction-hardened head for extra strength and durability
- Gripper teeth behind the head can be a useful crushing area

Stock No.	Description	A	B
137ACF	Heavy-Duty Combination Slip Joint	8-3/16	27/64
57CF	7" Heavy-Duty Combination Pliers	7-1/2	1/2
59CF	9" Heavy-Duty Combination Pliers	9-5/16	9/16

ADJUSTABLE JOINT



AWP120



AWP160



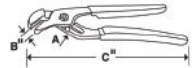
AWP45



AWP65



CHN410



Tongue-and-Groove

- Special tongue-and-groove design that assures nonslip jaw action
- Unique fastener system inhibits side-to-side jaw wobble for added strength and smoother operation

Set Contains: **AWP40A**

Stock No.	Description	A	B	C	
AWP120	12" Adjustable Joint Pliers	7	2-3/16	12-3/4	•
AWP160	16" Adjustable Joint Pliers	8	3-13/16	16-3/4	•
AWP45	5" Adjustable Joint Pliers	3	1/2	4-3/4	•
AWP65	7" Adjustable Joint Pliers	5	7/8	7	•
CHN410	Parrot Jaws Adjustable Joint Pliers (Blue-Point®)	5	1-1/2	10-1/8	

Set includes storage tray



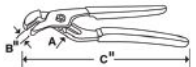
91ACP



CHN480

Standard/Adjustable Joint

- Specially hardened jaw teeth provide long life and a solid grip on work objects
- Vinyl covered handles for a secure, comfortable grip



Stock No.	Description	A	B	C
91ACP*	9" Adjustable Joint Interlocking Channel Pliers	5	1-3/8	9-1/4
CHN480	20" Adjustable Joint Pliers (Blue-Point®)	11	5-1/2	20

Colors Available



Red Orange Green

* O G

ADD SUFFIX TO STOCK NUMBER FOR SPECIAL COLORS.



LP Series

Stock No.	Description	A	B	
LP5SLIM	5" Slim Jaw Locking Pliers	1-5/32 (30)	5 (135)	
LP7SLIM	7" Slim Jaw Locking Pliers	1-5/8 (42)	7 (190)	
LP5WR	Curved Jaw with Cutter Locking Pliers	1-5/32 (30)	5 (135)	•
LP6LN	Long Nose Locking Pliers	2-1/8 (55)	6 (165)	•
LP7WR	7" Curved Jaw with Cutter Locking Pliers	1-5/8 (42)	7 (190)	•
LP10WR	Curved Jaw with Cutter Locking Pliers	2-7/16 (63)	10 (235)	•
LP7R	Locking Pliers	1-5/8 (42)	7 (190)	
LP10R	Locking Pliers	2-7/16 (63)	10 (235)	
LP10LN	Locking Pliers	2-3/4 (70)	10 (235)	
LP7F [‡]	7" Flat Jaw Locking Pliers	1-1/2 (38.1)	7 (177.8)	
LP7WC [‡]	7" Locking Pliers with Cutter	1-1/2 (38.1)	7 (177.8)	
LP10F [‡]	10" Flat Jaw Locking Pliers	2 (50.8)	10 (235)	
LP10WC [‡]	10" Locking Pliers with Cutter	2 (50.8)	10 (235)	

LP5SLIM 5" Slim Jaw Locking Pliers

- Used for removal of socket-style sway bar links
- Thinner jaws fit between the stabilizer bar and stabilizer link to allow a socket to be used for nut removal
- **LP7SLIM** Applications: 2002–2004 Dodge® Caravans®, Chrysler® Town and Country® and any other vehicles with non-greaseable sway bar links

LP7WC 7" Locking Pliers with Cutter

LP7F 7" Flat Jaw Locking Pliers


- Power Ring (Patent Pending) provides increased thread strength, providing increased clamping force up to 4,000 lb
- Pinned and brazed upper jaw ensures a superior bond between the upper jaw and the pliers body, even under extreme use
- Oversized adjustment screw with wide head provides a comfortable gripping surface, making adjustments easier on hands

- Adjustment screw accepts a 1/4" hex key for added versatility while adjusting clamping pressure
- Unique broaching technique allows for the sharpest of teeth
- Smooth and polished trigger allows for easy release
- Bright nickel finish for classic look and feel
- Made in the USA

LP10WC 10" Locking Pliers with Cutter

LP10F 10" Flat Jaw Locking Pliers

- Power Ring (patent pending) provides increased thread strength and greater clamping force up to 5,000 lb
- Adjustment screw accepts a 5/16" hex key for added versatility while adjusting clamping pressure
- Textured body and lever increase grip on the tool when working with dirty, oily hands
- Bright nickel finish for classic look and feel
- Made in the USA



Locking Pliers/Standard Grip (Blue-Point®)

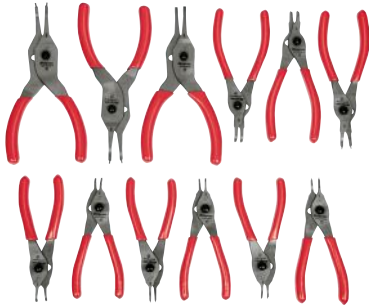
- Made from high grade heat-treated steel alloys, the hardened precision ground jaws "lock" onto work pieces that are difficult to hold
- Adjusting screws ensure fine adjustments for precise gripping
- Soft grip series improves comfort while resisting damage from oil and grease

Stock No.	Description	Grip Style	A	B	
BLP5	Curved Jaw	Standard	1.125	5	•
BLP7	Curved Jaw	Standard	1.625	7	•
BLP10	Curved Jaw	Standard	1.875	10	•
BLP6LN	Long Nose	Standard	2.25	6	•
BSGLP5	Curved Jaw	Soft	1.125	5	•
BSGLP7	Curved Jaw	Soft	1.625	7	•
BSGLP10	Curved Jaw	Soft	1.875	10	•
BSGLP6LN	Long Nose	Soft	2.25	6	•

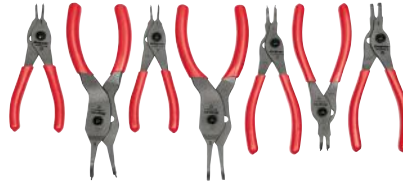


- Plastic coated handle does not protect against electric shock.
- †These products can expose you to chemicals which are known to the state of California to cause cancer and reproductive harm. See pages P1–P2 for details.
- Read Safety Precautions on pages W1–W4

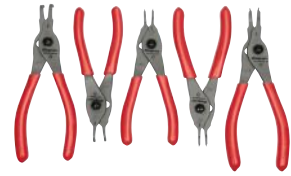
RETAINING RING



SRPCR112



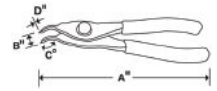
SRPCR107



SRPCR105

Snap Ring Pliers

- Convert from internal to external rings with push-button quick-release design; up to 80% faster than the previous SRPC design
- Manufactured from special cold-forged steel with a higher alloy content for a higher degree of durability and strength
- Longer 45° and 90° jaws make it easier to access hard-to-reach retaining rings
- Natural steel finish has a tough, clear coating to help protect against corrosion
- Wide cushion grip provides more comfort and control



Set Contains:

- SRPCR105ADD
- SRPCR107
- SRPCR112

Stock No.	Style	Description	A	B	C	D				
SRPCR3800	Convertible	Snap Ring Pliers	6-7/16	1/8-1	0°	.038	•	•	•	
SRPCR3845	Convertible	Snap Ring Pliers 45°	6-7/16	1/8-1	45°	.038	•			•
SRPCR3890	Convertible	Snap Ring Pliers 90°	6-7/16	1/8-1	90°	.038	•		•	•
SRPCR4700	Convertible	Snap Ring Pliers	6-7/16	3/16-1-3/8	0°	.047	•	•	•	
SRPCR4745	Convertible	Snap Ring Pliers 45°	6-7/16	3/16-1-3/8	45°	.047	•			•
SRPCR4790	Convertible	Snap Ring Pliers 90°	6-1/2	3/16-1-3/8	90°	.047	•			•
SRPCR7000	Convertible	Snap Ring Pliers	7-7/16	7/16-2	0°	.070	•	•	•	
SRPCR7045	Convertible	Snap Ring Pliers 45°	7-7/16	7/16-2	45°	.070	•	•		
SRPCR7090	Convertible	Snap Ring Pliers 90°	7-1/2	7/16-2	90°	.070	•	•	•	
SRPCR9000	Convertible	Snap Ring Pliers	8-3/4	1-1/2-3-1/2	0°	.090	•			•
SRPCR9045	Convertible	Snap Ring Pliers 45°	8-3/4	1-1/2-3-1/2	45°	.090	•	•		
SRPCR9090	Convertible	Snap Ring Pliers 90°	8-3/4	1-1/2-3-1/2	90°	.090	•	•		

Sets include storage tray

^Set includes foam organizer in a carrying case

ASME®/ANSI® B107.500

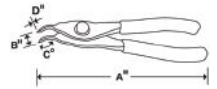
Colors Available



ADD SUFFIX TO STOCK NUMBER FOR SPECIAL COLORS.



PRH406



Set Contains:

- PRH406^

Fixed Tip/Convertible

Unique dial feature eliminates the need to take apart the pliers when changing from internal to external.

Stock No.	A	B	C	D	
PRH12 [†]	5-3/4	1/8-1	18°	.038	•
PRH32 [†]	6	5/16-1-3/8	18°	.047	•
PRH34 [†]	7-1/2	7/16-2	18°	.070	•
PRH129 [†]	5-3/4	1/8-1	90°	.038	•
PRH329 [†]	5-7/8	5/16-1-3/8	90°	.047	•
PRH349 [†]	7-1/2	7/16-2	90°	.070	•

Set includes storage tray

ASME®/ANSI® B107.500



PR36



PRH502A



PRH503



PR50A



PR215



PRH57A



PR7A



PR54



PR8A

Interchangeable Tip

Internal	External	Length, inches	Ring Size Range, inches	Tip Kit Included	Tip Sizes Included, inches (degree)	Optional Kits	Optional Tip Sizes	Set Contains:	PRH502A	PRH503	PR50A [‡]	PR215 [‡]
PR37 [‡]	—	6-1/4	3/8-2	PR5 (For PR36 only)	2 pair each in PR36 set: .047 (0°), .070 (0°), .047 (90°), .047 (45°), .038 (90°)	PR5 [‡]	.047" (0°), .070" (0°), .047" (45°), .038" (90°)	•				
—	PR38 [‡]	6-1/4	1/4-2	—	None	PR5 [‡]	.047" (0°), .070" (0°), .047" (45°), .038" (90°)	•				
PRH56A	—	6-3/8	Internal 1/4-1; External 1/8-1	PRH56A-1	1 pair each: .023 (0°), .036 (0°), .047 (0°), .036 (90°), .047 (90°)	—	—		•	•		
PRC65A	—	10	Internal 1-13/64-4; External 1-1/2-4	PRC65A-1	1 pair each: .090, .108, .120 (15° and 90°)	—	—				•	
PRH57A	—	8	Internal 3/8-2; External 1/4-2	PRH57A-1	1 pair each: .036 (0°), .047 (0°), .070 (0°), .036 (90°), .047 (90°)	—	—		•	•		
PR51 [‡]	—	9-1/2	2-7/16-4	PR502 [‡]	.108 (15°), .108 (45°)	PR501-PR508 [‡]	.108" (0°)					•
—	PR52 [‡]	9-1/2	1-1/2-3-11/32	PR507 [‡]	.120 (45°), .120 (90°)	PR501-PR508 [‡]	.120" (0°)					•
PR7A	—	15-11/16	3-1/16-6-1/4	PR7A-1	.120 (0°)	PR7A-2	.120" (45°), .120" (90°)					•
—	PR8A	15-11/16	3-1/16-6-1/4	PR7A-1	.120 (0°)	PR7A-2	.120" (45°), .120" (90°)					•
PR54 [‡]	—	29	6-1/2-10	PR54-1	.150 (0°)	—	.150" (45°), .150" (90°)					
—	PR53 [‡]	—	6-1/2-10	PR53-1 [‡]	.170 (0°)	PR53-2 [‡]	.170" (45°), .170" (90°)					

PR36 Set includes PR5 Tip Kit. Individual PR37 and PR38 units do not include tips and require PR5 Tip Kit.



- Plastic coated handle does not protect against electric shock.
- ‡ These products can expose you to chemicals which are known to the state of California to cause cancer and reproductive harm. See pages P1-P2 for details.
- Read Safety Precautions on pages W1-W4

WIRE TOOLS



29ACF

Colors Available



ADD SUFFIX TO STOCK NUMBER FOR SPECIAL COLORS.

Crimpers

29ACF 9" Wire Terminal Crimping Tool

- Precision-machined joint and cutting edges, a hardened wire cutter with a knife-to-anvil design, never needs sharpening
- Jaws are designed 20% smaller for better access in confined spaces
- Cold-formed heat-treated rivet for smooth action and long life
- For insulated and non-insulated terminals and connectors
- Compact crimper doubles terminal pull-off force
- Crimping dies are laser marked for insulated and bare solderless terminals
- Cushion grips for comfort and control
- Crimps 10–22 AWG wire



PWCS7ACF



PWCH7



PWCHHD7



PWCS7ACF



PWCS9ACF

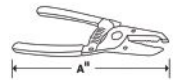


PWCS8

Colors Available



ADD SUFFIX TO STOCK NUMBER FOR SPECIAL COLORS.



1.555 WIRESTRIP
Set Contains:

Wire Strippers/Cutters/Crimpers

Stock No.	Description	A	Strips AWG Sizes	
PWCS7ACF	7" Wire Stripper/Cutter/Crimper	6-3/4	12, 14, 16, 18, 20	•
PWCS7ACF	7" Wire Stripper/Cutter/Crimper	6-3/4	14–24 AWG	•
PWCH7	7" Inline Wire Stripper/Cutter	7	10–20	•
PWCHHD7	7" Inline Wire Stripper/Cutter	7	6, 8, 10, 12	•
PWCS9ACF	9" Wire Stripper/Cutter/Crimper/Bolt Cutter	8-3/4	AWG20–AWG10 (stranded wire), AWG16–AWG8 (solid wire)	•
PWCS8 [†]	Wire Stripper/Cutter/Crimper/Bolt Cutter (Blue-Point [®])	8-1/4	10–22	

PWCS7ACF 7" Wire Stripper/Cutter/Crimper

- Strong, serrated gripping nose for bending, pulling and shaping of wire or connectors
- Precision-ground stripping holes make removing wire insulation a snap
- Crimps insulated and bare wire connectors
- Wire cutter in two places: in jaws and near the handle
- Compact design for working in confined areas
- Cold forged steel for better performance/longer life
- Wire crimper placed in front of the pivot point for crimping in tight spaces
- Natural steel finish has a tough, protective clear coating to guard against corrosion
- Cushioned grips provide comfort and control
- For use on 14–24 AWG wire
- Cutting wire and crimping terminals for: speaker wire, wire for navigation and entertainment systems, data wires that connect to computers, body control modules, power windows and door locks, dash gauges and running lights for boats

PWCS7ACF 7" Wire Stripper/Cutter/Crimper

- Unique smaller wire stripper/crimper that strips 12-, 14-, 16-, 18- and 20-gauge insulated wire
- Crimps insulated and bare wire connectors
- Wire cutter in the jaw and handle
- Ideally suited for work in confined areas, such as under the dash or within electrical service enclosures

PWCS8 Wire Stripper/Cutter/Crimper/Bolt Cutter (Blue-Point[®])

- Soft grip handles deliver optimal comfort and control during high-strength gripping

- Corrosion-resistant finish
- Laser-hardened cutting edges provide uniform hardness for consistent cutting and edge life

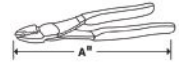
PWCH7[†] 7" Inline Wire Stripper/Cutter

PWCHHD7[†] 7" Inline Wire Stripper/Cutter

- 90° angled head design provides an ergonomic inline stripping motion and accessibility into tight spaces
- Precision ground stripping allows for clean stripping and ensures the cutting edges are properly aligned
- Precision-curved blades for clean cuts
- Protective coating provides strong adhesion, corrosion protection and improves friction properties of the sliding components
- Easy-to-squeeze ergonomic spring loaded handle reduces user fatigue
- Wire-looping hole for bending hooks on wires for terminal attachment
- Double-dipped grip handles for comfort when squeezing and pulling

PWCS9ACF 9" Wire Stripper/Cutter/Crimper/Bolt Cutter

- Cold forged from special alloy steel and induction heat-treated for superior performance and durability
- Pliers tip for grabbing or pulling wire
- Crimps both insulated and non-insulated terminals
- Includes shears in throat area for general cutting applications
- Cushion grips provide comfort, control and power
- Cuts #6 and #8 soft bolts



Crimper (Blue-Point®)

Stock No.	Description	A	Crimps
PWC47 [‡]	Computer/Sensor Terminal Crimping Tool	8	Open barrel and Wether-Pac terminals 14–24 AWG



PWC47

Modular Connector

PWC34 Crimping Tool (Blue-Point®)

- Double-compound action with ratchet control for almost effortless operation
- Used with insulated connectors on 10–22 gauge wire
- Easy, efficient, single-squeeze crimping of modular connectors



PWC34

Ratcheting Crimpers

PWC48NJ Ratcheting Crimper (Blue-Point®)

- Ratcheting crimper without jaw set

PWC48 Ratcheting Crimper Kit (Blue-Point®)

- Versatile quick-change jaw system allows work on many kinds of terminals
- Exclusive patented quick installation for easy jaw change, no tools required
- Jaws are precision investment casting made of AISI 4140 alloy steel
- Easy adjustment for changing the pressure of the crimp

PWC48-1 Crimping Jaw Set (Blue-Point®)

- Jaw Set A
- Use on insulated 10–22 connectors

PWC48-2 Crimping Jaw Set (Blue-Point®)

- Jaw Set B
- Use on non-insulated 8–20 connectors

PWC48-3 Crimping Jaw Set (Blue-Point®)

- Jaw Set C
- Use on open barrel 10–20 connectors

PWC48-4 Crimping Jaw Set (Blue-Point®)

- Jaw Set H
- Use on open barrel D-Sub connectors



PWC48

Miscellaneous

PWC39A Cable Slitter (Blue-Point®)

- Slits and removes insulation on single or multiple conductor cables up to 1.25" OD
- Adjustable blade allows for varying insulation thickness up to .187"
- Lightweight fiberglass-reinforced nylon body
- Extra blade in the handle
- 5-1/4" long

PWC52A Connector Pliers (Blue-Point®)

- For gripping round and irregularly shaped objects, such as cannon plugs or plated pipe
- Range is 3/4–2-1/2"
- 9-3/4" long

PWC52-K Vinyl Jaw Inserts (Blue-Point®)

- For PWC52A (set of two)

PWC80A[‡] Cable Cutter (Blue-Point®)

- For cutting battery cables and other soft metal cables
- Vinyl-covered handles
- 7-1/2" long



PWC39A



PWC52A



PWC80A



WARNING



- Plastic coated handle does not protect against electric shock.
- ‡These products can expose you to chemicals which are known to the state of California to cause cancer and reproductive harm. See pages P1–P2 for details.
- Read Safety Precautions on pages W1–W4

WIRE TOOLS (Blue-Point®)



Strippers/Cutters/Crimpers

Stock No.	Description	A	Strips AWG Sizes	Strips Metric Sizes, mm	Replacement Blades
PWC12A [‡]	9-1/2" Wire Stripper/Cutter/Crimper (Blue-Point®)	9-1/2	10-18 (solid)	10-18 (insulated and non-insulated) 7-8 mm (ignition terminals)	—
PWC28A [‡]	Wire Stripper/Cutter/Crimper/Bolt Cutter (Blue-Point®)	8-1/4	10, 12, 14, 16, 18, 20, 22 (stranded), 8, 10, 12, 14, 16, 18 (solid)	10-22 (non-insulated), 7-8 mm (ignition terminals)	—
PWC14 [‡]	Wire Stripper/Cutter/Crimper/Bolt Cutter (Blue-Point®)	8-3/4	10, 12, 14, 16, 18, 20, 22	10-22 (non-insulated), 7-8 mm (ignition terminals)	—
PWC16A [‡]	Wire Stripper/Cutter (Blue-Point®)	5	10-18	Adjustable	—
PWC27 [‡]	Stripmaster® Automatic Wire Stripper (Blue-Point®)	6-1/4	10, 12, 14, 16, 18, 20, 22	—	PWC27-7
PWC42 [‡]	Stripmaster® Lite Automatic Wire Stripper (Blue-Point®)	5-1/2	16, 18, 20, 22	1.5, 1.0, .5, .42	PWC42-17
PWC24 [‡]	Stripmaster® Custom Automatic Wire Stripper (Blue-Point®)	6-1/4	16, 18, 20, 22, 24, 26	—	PWC24-1
PWC6 [‡]	Wire Stripper/Cutter (Blue-Point®)	6	10, 12, 14, 16, 18, 20	—	—
PWC8 [‡]	Wire Stripper/Cutter/Crimper/Bolt Cutter (Blue-Point®)	8-1/4	10-22	7-8 mm Ignition Terminals	—
PWC9 [‡]	Wire Stripper/Cutter/Crimper/Bolt Cutter (Blue-Point®)	9-1/2	10-22	10-22 (7-8 mm Ignition Terminals)	—
PWC19	Micro Shear Wire Cutter (Blue-Point®)	5-1/8	Up to 20	Up to .80	—
PWC22B	Automatic Wire Stripper/Cutter (Blue-Point®)	7-1/4	12, 14, 16, 18, 20	.02-6 Stranded and Solid Insulated Wire	—
PWC7A	Wire Stripper/Cutter (Blue-Point®)	7-1/4	22, 24, 26, 28, 30, 32 (stranded), 20, 22, 24, 26, 28, 30 (solid)	—	—

PLIERS AND CUTTERS (Blue-Point®)



BDGPL800

Pliers and Cutters/Vinyl Grips (Blue-Point®)

Set Contains:

BDGPL800

Stock No.	Description	Jaw Length, inches	Length, inches	
BDGEC7	End Cutter (Blue-Point®)	7/16	7	•
BDGAWP100	Adjustable Joint Pliers (Blue-Point®)	1-3/4	10	•
BDG48CP	Slip Joint Pliers (Blue-Point®)	1-27/32	8	•
BDG57CP	Lineman's Pliers (Blue-Point®)	1-1/4	7-1/2	•
BDG86CP	Diagonal Cutter (Blue-Point®)	21/32	6-1/2	•
BDG88CP	Diagonal Cutter (Blue-Point®)	15/16	8-1/8	•
BDG98CP	Long Needle Nose Pliers (Blue-Point®)	3	8	•
BDG9845CP	45° Bent Needle Nose Pliers (Blue-Point®)	2-13/16	7-3/4	•

Pliers and Cutters (Blue-Point®)

Set Contains: **BPL501**

Stock No.	Description	Jaw Length, inches	Length, inches	
B48CP	Slip Joint Pliers (Blue-Point®)	2-3/32	8-13/32	•
B58HLP	Lineman's Pliers (Blue-Point®)	1-1/2	8-31/32	•
B87CP	Diagonal Cutter (Blue-Point®)	31/32	6-19/32	•
B96CP	Needle Nose Pliers (Blue-Point®)	2-1/32	6-5/16	•
BAWP100	Adjustable Joint Pliers (Blue-Point®)	1-3/8	10-5/32	•



BPL501

Miniature Pliers and Cutters (Blue-Point®)

Set Contains: **BMPL1000**

Stock No.	Description	Jaw Length, inches	Length, inches	
B45CMP	Combination Pliers	1	4-11/16	•
B65CMP	Duck Bill Pliers	1-5/32	4-7/8	•
B75CMP	Round Nose Pliers	1-5/32	5	•
B85CTMP	Thin Diagonal Cutter	23/32	4-5/8	•
B85CMP	Diagonal Cutter	21/32	4-11/32	•
B945CMP	Miniature 45° Bent Nose Pliers	1	4-11/16	•
B95CMP	Long Nose Pliers	1-1/8	4-7/8	•
B95CLMP	Long Needle Nose Pliers	2-1/16	5-25/32	•
B960CMP	60° Bent Nose Pliers	15/16	4-11/16	•
BMPEC5	End Cutter	5/16	4-1/32	•



BMPL1000

Miniature Pliers and Cutters/Vinyl Grips

Set Contains: **BDGMPL845**

Stock No.	Description	Jaw Length, inches	Length, inches	
BDG45CMP	Miniature Combination Pliers (Blue-Point®)	1	4-11/16	•
BDG65CMP	Miniature Duckbill Pliers (Blue-Point®)	1-5/32	4-7/8	•
BDG85CMP	Miniature Diagonal Cutter (Blue-Point®)	21/32	4-11/32	•
BDG85CTMP	Miniature Thin Diagonal Cutter (Blue-Point®)	23/32	4-5/8	•
BDG945CMP	Miniature 45° Bent Nose Pliers (Blue-Point®)	1	4-11/16	•
BDG95CLMP	Miniature Long Needle Nose Pliers (Blue-Point®)	2-1/16	5-25/32	•
BDG95CMP	Miniature Long Nose Pliers (Blue-Point®)	1-1/8	4-7/8	•
BDGMPEC5	Miniature End Cutter (Blue-Point®)	5/16	4-1/32	•



BDGMPL845

BDGMPL845 8 pc Miniature Pliers/Cutters Set (Blue-Point®)

- Includes (8) commonly used mini pliers for precision work in confined spaces
- Laser-hardened cutting edges for consistent use and prolonged tool life
- Nickel-chrome alloy finish resists rust and corrosion
- Laser-hardening process improves nickel-chromen finish by eliminating quenching oil residue from the hardening process
- Pliers feature a leaf-spring design for improved dexterity during precision work
- Cushioned vinyl grips for comfort during extended use and easy cleanup

BDGCPL700 7 pc Pliers and Cutters Set (Blue-Point®)

- Includes (1) BDG48CP 8" Slip Joint Pliers, (1) BDG88CP 8-1/8" Diagonal Cutters and (1) BDG98CP 8" Needle Nose Pliers, plus (3) miniature pliers and (1) cutter in a zippered case
- Laser-hardened cutting edges for consistent use and prolonged tool life
- Nickel-chrome alloy finish resists rust and corrosion
- BDG98CP Needle Nose Pliers features a fastener-turning jaw and cutter
- Miniature pliers feature a leaf-spring design for improved dexterity during precision work
- Cushioned vinyl grips for comfort during extended use and easy cleanup



BDGCPL700



• Plastic coated handle does not protect against electric shock.
 ‡These products can expose you to chemicals which are known to the state of California to cause cancer and reproductive harm. See pages P1-P2 for details.
 • Read Safety Precautions on pages W1-W4

PLIERS AND CUTTERS (Blue-Point®)



BDGPL400LMP

Long-Reach Miniature Pliers (Blue-Point®)

Set Contains:

BDGPL400LMP

Stock No.	Description	Jaw Length, inches	Length, inches	
BDG86LMP	Diagonal Cutting Pliers	3/4	5-1/2	•
BDG96LMP	Long Nose Pliers	1-5/16	6	•
BDG9645LMP	45° Bent Nose Pliers	1-7/32	6	•
BDG97LMP	Needle Nose Pliers	2-13/32	7	•



BDGPL300HG

Extended Reach Hose Grip (Blue-Point®)

Set Contains:

BDGPL300HG

Stock No.	Description	Jaw Length, inches	Length, inches	
BDGPL410HG	Small Hose Grip Pliers	2-1/4	11	•
BDGPL411HG	Medium Hose Grip Pliers	2-1/4	11	•
BDGPL412HG	Large Hose Grip Pliers	2	11	•



BDGPL300LR

Long-Reach (Blue-Point®)

Set Contains:

BDGPL300LR

Stock No.	Description	Jaw Length, inches	Length, inches	
BDG311CP	Diagonal Cutter	1-9/16	11	•
BDG911CP	Needle Nose Pliers	3-9/16	11	•
BDG91145CP	45° Bent Needle Nose Pliers	3-3/16	11	•



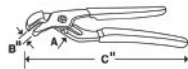
BDGPL200XLR

Extra-Long Reach (Blue-Point®)

Set Contains:

BDGPL200XLR

Stock No.	Description	Jaw Length, inches	Length, inches	
BDG916CP	Needle Nose Pliers	3-9/16	16	•
BDG91645CP	45° Bent Needle Nose Pliers	3-3/16	16	•



AP10

Adjustable Joint (Blue-Point®)

Stock No.	Description	Maximum Jaw Positions (A)	Parallel Opening, inches (B)	Length, inches (C)
AP7	Adjustable Joint	9	1-1/2	7
AP10	Adjustable Joint	11	1-3/4	10
AP12	Adjustable Joint	13	2-1/16	12

Heavy-Duty Bolt Cutters (Blue-Point®)


Drop-forged, alloy steel jaws are precision ground to provide a long-lasting cutting edge. Lightweight, tubular steel handles deliver extra leverage for tough jobs. Comfortable heavy-duty grips resist slippage.

Stock No.	Capacity (Hard Material), inches (mm)	Capacity (Soft Material), inches (mm)	Length, inches	Replacement Jaw Assembly	Weight, lb (kg)
BLPBC30	3/8 (10)	1/2 (13)	30	BLPBC30-1	8.6 (3.9)
BLPBC36	7/16 (11)	9/16 (14)	36	BLPBC36-1	14.2 (6.45)



BLPBC30

NON-CONDUCTIVE COMPOSITE TOOLS



CNSGDX60

Flat Tip Screwdrivers (Soft Grip Handle)

- Slim tip design accesses fasteners in tight areas faster and easier
- No conductive path to user
- No insulation to puncture, tear or wear through
- Exceeds ANSI®, ISO® and ASME® strength and performance requirements for standard steel tools
- Every tool is individually tested to protect up to 1,000 V AC and 1,500 V DC
- Snap-on® non-conductive tools are UL® listed, assuring compliance to IEC® 60900
- US Patent #6,655,240 B1

	Stock No.	Tip Size	Shank Length, inches	Length, inches	
Flat Tip	CNSGDF66B	3/16	6	11-1/2	•
	CNSGDF68B	1/4	6	11-1/2	•
	CNSGDF69	9/32	6	11-1/2	•
PHILLIPS® Tip	CNSGDP61	#1	6	11-1/2	•
	CNSGDP62B	#2	6	11-1/2	•
	CNSGDP63	#3	6	11-1/2	•

Set Contains:
CNSGDX60



CSSC9

Screw Starters and Screwdriver Shanks

- No conductive path to user
- No insulation to puncture, tear or wear through
- Every tool is individually tested to protect up to 1,000 V AC and 1,500 V DC

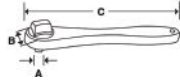
Stock No.	Handle Type	Handle Diameter, inches	Tip Style	Tip Width Size	Length, inches
CSSC9	Composite	9/32	Flat Tip/PHILLIPS®	.032 x 9/32", #2	9

Composite handle rated shock resistant up to 1,000 V



- Plastic coated handle does not protect against electric shock.
- Do not use non-conductive tools that are damaged.
- Do not use screwdrivers as prybars, chisels or punches.
- Read Safety Precautions on pages W1-W4

NON-CONDUCTIVE COMPOSITE TOOLS

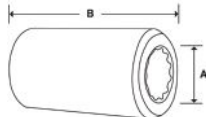


CFS949A

Ratchets



- No conductive path to user
- No insulation to puncture, tear or wear through
- Every tool is individually tested to protect up to 1,000 V AC and 1,500 V DC
- Snap-on® non-conductive tools are UL® listed, assuring compliance to IEC® 60900

Stock No.	A	B	C
CFS949A	3/8	1-19/32	8-3/4
CSS949A	1/2	1-19/32	8-3/4



IHT208K

Sockets, inches, 12-Point

		A	B
1/4	CFDS8B	15/16	1-3/4
5/16	CFDS10B	15/16	1-3/4
3/8	CFDS12B	1	1-3/4
7/16	CFDS14B	1	1-3/4
1/2	CFDS16B	1-3/16	2
9/16	CFDS18B	1-3/16	2
5/8	CFDS20B	1-3/16	2
11/16	CFDS22B	1-3/8	2-1/4
3/4	CFDS24B	1-3/8	2-1/4

IHT208K Non-Conductive Composite Ratchet and Socket Set


- Includes (8) CFDS12B–CFDS24B sockets (3/8–3/4") plus CFS949A ratchet in a C0800 kit bag

Sockets, mm, 12-Point

- No conductive path to user
- No insulation to puncture, tear or wear through
- Every tool is individually tested to protect up to 1,000 V AC and 1,500 V DC
- Snap-on® non-conductive tools are UL® listed, assuring compliance to IEC® #60900



CFDSM15B

	Stock No.	A	B
10	CFDSM10B	25.1	44.9
12	CFDSM12B	29.6	51.2
13	CFDSM13B	29.6	51.2
14	CFDSM14B	29.6	51.2
15	CFDSM15B	29.6	51.2
16	CFDSM16B	33.5	57.4
17	CFDSM17B	33.5	57.4
18	CFDSM18B	33.5	57.4
19	CFDSM19B	33.5	57.4

Bit Holders

- No conductive path to user
- No insulation to puncture, tear or wear through
- Every tool is individually tested to protect up to 1,000 V AC and 1,500 V DC
- Only Snap-on® non-conductive tools are UL® listed, assuring compliance to IEC® 60900

CFSSB8 3/8" Drive Non-Conductive Composite Universal Bit Holder

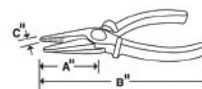
- Composite (insulating) universal bit socket for holding 1/4" bits
- 1" O.D.; 1-3/4" long
- No conductive path to user
- Each tool is individually tested to protect up to 1,000 V AC and 1,500 V DC
- Snap-on® non-conductive tools are UL® listed, assuring compliance to IEC® 60900 ASTM® standards for insulating hand tools



CFSSB8

Pliers

- Non-conductive needle nose pliers feature all composite jaw and handle
- Spring-loaded joint return the pliers to a comfortable working position
- Durable jaw teeth aid in gripping and twisting
- Integral thumb guard for user protection
- Non-conductive lineman's pliers has the same quality as the standard lineman's pliers for performance and durability
- Non-conductive handles are soft grip for comfort and control
- Each tool is individually tested to ensure protection up to 1,000 V AC and 1,500 V DC
- Snap-on® non-conductive tools are UL® listed, assuring compliance to IEC® 60900 ASTM® standards for insulating hand tools



C59AHLP




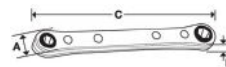
C97CP

Stock No.	Description	A	B	C
C59AHLP	Lineman's Pliers	1-13/32	10	5/8
C97CP	Needle Nose Pliers	2	8-1/2	5/32

Ratcheting Box Wrench

- UL® listed
- Individually tested to protect up to 1,000 V AC and 1,500 V DC
- All tools meet UL®, IEC®, ASME® and ASTM® specs

Stock No.		Finish	A	B	C
CRB1824	9/16-3/4	Composite	1-9/16-1-13/16	5/8-5/8	9-1/16



CRB1824



- Do not replace worn parts individually; use entire contents of the service kit.
- Do not use non-conductive tools that are damaged.
- Do not use with impact drivers.
- Read Safety Precautions on pages W1-W4

PUNCHES AND CHISELS

Punches and Chisels

The anvil end on heads of Snap-on® punches and chisels are machined to a modified parabolic curve. This design directs the striking force to the center of the tool head to allow slow metal displacement. The parabolic curve controls mushrooming to reduce chipping and splitting. Heads should be redressed to their original shape with hand files as necessary. The tough alloy steel is machined and differentially heat treated for optimum performance. The hardness of the striking head is reduced to help toughness and add qualities that result in a slower mushrooming of the striking surface.

Soft Grip Punches

- Ergonomic soft grip handle provides a powerful grip, improves the thermal sensation in cold work environments and reduces strike vibration
- Semispherical striking area controls mushrooming to help reduce chipping and splitting
- Cutting edges on chisels are hand ground to consistently produce a quality edge
- Black oxide coated



PPCSG710

Set Contains:

Stock No.	Description	Length, inches	Point/Edge, inches	
PPSG4	Center Punch	6-1/8	3/16	•
PPSG103	Pin Punch	6-1/8	3/32	•
PPSG105	Pin Punch	6-1/2	5/32	•
PPSG106	Pin Punch	6-1/2	3/16	•
PPSG203	Starter Punch	6-1/8	3/32	•
PPSG205	Starter Punch	6-1/8	5/32	•
PPSG206	Starter Punch	6-1/8	3/16	•
PCSG812	Flat Chisel	6-1/8	3/8	•
PCSG816	Flat Chisel	6-1/8	1/2	•
PCSG820	Flat Chisel	6-1/8	5/8	•

Colors Available



ADD SUFFIX TO STOCK NUMBER FOR SPECIAL COLORS.



PPC704BK

Oval Bearing Race Punches

High alloy steel makes these tools ideal for stubborn bearing races.

Set Contains:

Stock No.	Description	Tip Diameter, inches	
PPC6LB	6" Oval Bearing Race Punch	.23	•
PPC10LB	10" Oval Bearing Race Punch	.27	•
PPC14LB	14" Oval Bearing Race Punch	.30	•
PPC20LB	20" Oval Bearing Race Punch	.33	•



PGH8A

Gasket Punch Set

PGH8A[†] 11 pc Gasket Punch Set (Blue-Point®)

- Cut holes in gaskets and other soft materials
- Includes 5-3/8" long mandrel and (10) punches (1/4, 5/16, 3/8, 7/16, 1/2, 9/16, 5/8, 3/4, 7/8 and 1")
- Includes storage case

Soft Grip Chisels

- Feature a comfortable yet extremely durable split-proof composite handle that provides a non-slip surface and safety shoulder to prevent contacting the metal blade
- Manufactured from special alloy steel that is differentially heat treated to increase durability
- Forged blade is precision ground and honed for strength and blade edge maintenance
- Designed for use with steel and steel-faced hammers
- Chisels are intended for woodwork applications or scraping applications



CHSL400R

Set Contains:

Stock No.	Description	Tip Width, inches (mm)	
CHSL25R	Striking Chisel, Red	1/4 (6.35)	•
CHSL50R	Striking Chisel, Red	1/2 (12.7)	•
CHSL75R	Striking Chisel, Red	3/4 (19.05)	•
CHSL100R	Striking Chisel, Red	1 (25.4)	•



GA1

Bushing Cutter

GA1 Bushing Cutter (Blue-Point®)

- Made of 1/2" octagonal stock with a 7/16 x 1/8" bit
- Curved bit pushes material away from work
- 7-1/4" long



YA879B



YA900

Automatic Centering Punches

YA879B[†] Heavy-Duty Automatic Center Punch (Blue-Point®)











- Single-hand operation
- Design eliminates need for striking with hammer
- Adjustable spring tension cap
- Hardened-steel point is replaceable
- 1/2" diameter; 5-1/8" long

YA900 4-3/4" Automatic Center Punch (Blue-Point®)

- Strikes blow when pressure is applied, no hammer needed
- Cap adjusts force of blow
- 7/16" diameter; 4-3/4" long

PUNCHES AND CHISELS

PUNCHES/CHISELS/HAMMERS

	Stock No.	Hex Size, inches	Point/Edge, inches	Length	Set Contains:													
					PPC250BK	PPC210BK	PPC115BK	PPC710BK	PPSD120BK	PPC100AK	PPCD70BK	PPCM60BK	PPC50AK	PPCS60BK				
Punch and Chisel Accessories 	PPC1A	N/A	N/A	2-5/8	•	•	•	•										
	PPC5A	N/A	N/A	6-15/16		•												
Center Punches 	PPC3A	5/16	1/8	5	•	•	•											
	PPC4A	7/16	3/16	6	•	•	•	•										
	PPC6B	5/8	5/16	7														
	PPC714B	9/16	5/32	14														
Pin Punches 	PPC103A	9/32	3/32	4-7/32	•	•	•		•		•							
	PPC104A	5/16	1/8	4-3/4	•	•	•		•		•							
	PPC105A	3/8	5/32	5	•	•	•		•		•							
	PPC106A	3/8	3/16	5-1/4	•	•	•		•		•							
	PPC107A	3/8	7/32	5-1/4							•							
	PPC108A	7/16	1/4	5-3/4	•	•	•		•		•							
	PPC110A	1/2	5/16	5-1/4	•	•			•		•							
	PPC112	9/16	3/8	5-1/4	•	•					•							
	Metric Pin Punches 	PPCM103B	5/16	(3)	154.2					•				•				
PPCM104B		5/16	(4)	154.2									•					
PPCM105B		3/8	(5)	154.2					•				•					
PPCM106B		3/8	(6)	154.2					•				•					
PPCM107B		3/8	(7)	154.2									•					
PPCM108B		7/16	(8)	154.2									•					
Starter Punches 	PPC203A	5/16	3/32	5-1/2	•	•	•	•	•								•	
	PPC204A	3/8	1/8	5-3/4	•	•	•	•	•									•
	PPC205A	3/8	5/32	6	•	•	•	•	•	•								•
	PPC206A	7/16	3/16	6-1/4	•	•	•	•	•	•								•
	PPC208A	1/2	1/4	6-3/4	•	•	•	•	•	•								•
	PPC210A	9/16	5/16	7-1/4	•	•			•									•
Flat Chisels 	PPC808A	1/4	1/4	5														
	PPC812B	5/16	3/8	5-1/2	•	•	•	•		•							•	
	PPC816B	7/16	1/2	6	•	•	•	•		•							•	
	PPC820B	1/2	5/8	6-1/2	•	•	•	•		•							•	
	PPC824B	5/8	3/4	7-1/4	•	•				•							•	
	PPC828B	11/16	7/8	8	•	•				•							•	
	PPC832B	7/8	1	9														
BPPC1878*	7/8	1	18															
Long Flat Chisels 	PPC820LB	1/2	5/8	16														
Half Round Nose Cape Chisels 	PPC12B	3/8	5/16	6	•						•							
Cape Chisels 	PPC13B	5/16	1/4	5-5/8							•							
	PPC14B	3/8	5/16	6	•						•							
Diamond Point Chisels 	PPC15B	7/16	7/32	6	•						•							
	PPC19B	3/8	1/8	5-3/4	•						•							
Kit Bag					KB2179	KB2178	KB2182	KB2181	KB2187	KB2175	KB2183	KB2185	KB2173	KB2189				

*Blue-Point®



- Use the proper punch or chisel for the job.
- Do not use punches or chisels having chipped or mushroomed end; dress to original shape with a hand file.
- Hammer head diameter should be approximately 3/8" larger than head of punch or chisel.
- †These products can expose you to chemicals which are known to the state of California to cause cancer and reproductive harm. See pages P1-P2, for details.
- Read Safety Precautions on pages W1-W4

PUNCHES AND CHISELS



PPRG80

Roll Pin Punch Guide Set

PPRG80 8 pc Roll Pin Punch Guide Set

- Companion tool to the PPR708BK Roll Pin Punch Set
- Provides faster, safer pin installation
- Pin guide is a vinyl sleeve uniting pin and punch to achieve perfect alignment during installation
- Ideal for pin installation in tight quarters where two hands cannot reach
- For use with Snap-on® Roll Pin Punches PPR2–PPR8 (1/16–1/4")
- Can also be used with Snap-on® Pin Punches PPC103A–PPC108A (3/32–1/4") and long pin punches PPC104LA–PPC108LA (1/8–1/4")



GA237

Steel Stamping Sets

- Heat-treated square stamp bodies
- Stored in two-piece wooden containers

Stock No.	Characters	Number Stamps	Figure Size, inches	Square Body, inches	Length, inches
GA237*	0–9	9	3/16	5/16	2-7/16
GA238†	A–Z	27	3/16	5/16	2-7/16
YA817*	0–9	9	1/8	1/4	2-3/8
YA818†	A–Z	27	1/8	1/4	2-3/8

*One stamp serves as both 6 and 9 character.

†Also includes stamp for period.



DPFT531

Transfer Punches (Blue-Point®)

Set Contains: DPFT531









Stock No.	Description	
DPFT531-6	3/32"	•
DPFT531-7	7/64"	•
DPFT531-8	1/8"	•
DPFT531-9	9/64"	•
DPFT531-10	5/32"	•
DPFT531-11	11/64"	•
DPFT531-12	3/16"	•
DPFT531-13	13/64"	•
DPFT531-14	7/32"	•
DPFT531-15	15/64"	•
DPFT531-16	1/4"	•
DPFT531-17	17/64"	•
DPFT531-18	9/32"	•
DPFT531-19	19/64"	•
DPFT531-20	5/16"	•
DPFT531-21	21/64"	•

Set Contains: DPFT531

Stock No.	Description	
DPFT531-22	11/32"	•
DPFT531-23	23/64"	•
DPFT531-24	3/8"	•
DPFT531-25	25/64"	•
DPFT531-26	13/32"	•
DPFT531-27	27/64"	•
DPFT531-28	7/16"	•
DPFT531-29	29/64"	•
DPFT531-30	15/32"	•
DPFT531-31	31/64"	•
DPFT531-32	1/2"	•
DPFT531-34	17/32"	•
DPFT531-48	3/4"	•
DPFT531-56	7/8"	•
DPFT531-64	1"	•
DPFT531-P	Replacement Pouch (Blue-Point®)	•

PUNCHES AND CHISELS

PUNCHES/CHISELS/HAMMERS

	Stock No.	Hex Size, inches	Point/Edge, inches	Length, inches	Set Contains:								
					PPR709BK	PPCL60BK	PPVP70BK	PPL740AK	LP30A	PPB30AK	PPBL30AK	PPB20AK	
	Roll Pin PUNCHES												
	PPR2	—	1/16	3-5/32	•								
	PPR2-1/2	—	5/64	3-1/2	•								
	PPR3	—	3/32	3-29/32	•								
	PPR4	—	1/8	4-1/4	•								
	PPR5	—	5/32	4-5/8	•								
	PPR6	—	3/16	5	•								
	PPR7	—	7/32	5-3/8	•								
	PPR8	—	1/4	5-3/4	•								
	PPR10	—	5/16	6-1/8									
	PPR12	—	3/8	6-1/8									
PPR14	—	7/16	6-1/8										
PPR16	—	1/2	6-1/8										
	Long Pin PUNCHES												
	PPC104LA	5/16	1/8	5-5/16		•							
	PPC105LA	3/8	5/32	6-1/2		•							
	PPC106LA	3/8	3/16	7-1/16		•							
	PPC107LB	3/8	7/32	7-5/8		•							
	PPC108LA	7/16	1/4	8-3/16		•							
PPC110LA	1/2	5/16	8-3/4		•								
	Midget PUNCHES and CHISELS												
	PPC402A	9/32	1/16	3			•						
	PPC403A	9/32	1/8	3-1/4			•						
	PPC404A	9/32	3/32	3-5/8			•						
	PPC405A	9/32	1/16	3-3/4			•						
	PPC406B	9/32	3/16	3-7/8			•						
	PPC407B	9/32	5/32	4			•						
PPC408B	9/32	5/16	4-1/8			•							
	Drift Pin PUNCHES												
	PPC905B	3/8	5/32	8				•					
	PPC908B	7/16	1/4	8-1/2				•					
	PPC910B	1/2	5/16	9				•					
	PPC912B	9/16	3/8	9-1/2				•					
	1210B	5/8	5/16	12					•				
	1512B	3/4	3/8	15					•				
1816B	7/8	1/2	18					•					
	Bronze Pin PUNCHES												
	PPB4.58	1/4	1/4	4									
	PPB7.516	1/2	1/2	7-1/2									
	PPB408A	—	1/4	4						•			
	PPB612A	—	3/8	6						•			
	PPB824	3/4	3/4	8									
	PPC112L	9/16	3/8	8									
PPC907	7/16	3/16	9										
	Bronze Drift PUNCHES												
	PPB816A	—	1/2	8						•			
	PPB826A	—	13/16	8							•		
PPB1226A	—	13/16	12								•		
	Bronze Tapered PUNCHES												
	PPB1001A	5/8	3/8	8									
	PPB1012A	—	3/8	10							•	•	
PPB1414A	—	7/16	14									•	
	Bronze Round Punch												
PPB1002A	—	3/4	10										
Kit Bag					KB2186	KB2184	KB2188	KB2174	KB2177	KB2171	KB2172	KB2170	



- Use the proper punch or chisel for the job.
- Do not use punches or chisels having chipped or mushroomed end; dress to original shape with a hand file.
- Hammer head diameter should be approximately 3/8" larger than head of punch or chisel.
- Read Safety Precautions on pages W1-W4

PUNCHES AND CHISELS



SPHDSET4

Set Contains:

Stock No.	Description	
SPHDCC716	7/16" Heavy-Duty Spring Cold Chisel	•
SPHDCP716	7/16" Heavy-Duty Spring Center Punch	•
SPHDPP14	1/4" Heavy-Duty Spring Pin Punch	•
SPHDTP716	7/16" Heavy-Duty Spring Transfer Punch	•

Spring Punches

4 pc Heavy-Duty Spring Punch Set

- Deliver accurate blows to the toughest materials
- No hammer required
- Knurled shank provides secure grip for precise control even when using gloves
- Made from hardened-carbon steel for use in a variety of mechanical and metal working applications
- Each blow delivers up to 5,000 PSI of impact force

DEAD BLOW HAMMERS



HBFE32

Colors Available



ADD SUFFIX TO STOCK NUMBER FOR SPECIAL COLORS.

Standard

- Dead Blow Hammers feature a free-flowing shot design that improves dead blow action while reducing rebound
- Compact head has larger striking area and heavier caps to improve delivered force
- Soft grip handle with ribbed, textured, elastomer grip prevents hand slippage
- Multi-position hand grip allows user to position hand closer to hammer end for improved control
- Handle flare helps prevent hammer from slipping out of hand
- Composite handle shank improves balance while defusing shock and dampening vibration
- Tough, long-lasting thermoplastic material is non-sparking and resistant to most shop chemicals
- Applications: brake rotors, brake drum removal, ball joints (tie rod removal), tires, seal installation, loosen oil pans and covers, OE rims, axle insertion, piston installation and crank shaft end play

Set Contains:

Stock No.	Weight, oz	Head Length, inches	Face Dia., inches	Length, inches	
HBFE16	16	3-1/4	1-9/16	12	
HBFE24	24	3-3/4	1-3/4	12-3/4	•
HBFE32	32	4-1/4	2	13-1/2	•
HBFE48	48	4-3/4	2-1/4	15	•
HBFE56	56	5-7/16	2-3/4	15-3/4	

HBFE103



HBSE20

Colors Available



ADD SUFFIX TO STOCK NUMBER FOR SPECIAL COLORS.

Compact Slimline

- Microcellular soft grip handle provides a comfortable, secure grip and dampens the vibration to the user's hand
- Smaller face for more concentrated blows
- Longer head profile for extended reach in tight work applications
- Multi-position hand grip allows user to position hand closer to hammer end for improved control
- Composite handle shank improves balance while defusing shock and dampening vibration
- Handle flare helps prevent hammer from slipping out of hand
- Applications include main bearing caps, dust caps, small objects, custom bikes and tighter applications that standard dead blow hammers will not fit

Stock No.	Weight, oz	Face Dia., inches	Head Length, inches	Length, inches
HBSE10	10	1-1/4	3-5/8	10-5/8
HBSE20	20	1-3/8	4-1/4	11-1/8
HBSE30	30	1-1/2	5-5/16	12-3/8

Dead Blow Ball Peen

- Dead Blow Hammers feature free flow shot design that improves dead blow action while reducing rebound
- Internal steel canister with steel shot
- Precision-machined steel head provides a larger striking surface for optimal delivered force
- Microcellular soft grip handle provides a comfortable, secure grip and dampens vibration to the user's hand
- Multi-position hand grip allows user to position hand closer to hammer end for improved control
- Handle flare helps prevent hammer from slipping out of hand
- Composite handle shank improves balance while defusing shock and dampening vibration
- Applications include use with striking tools, moving/positioning large components, suspension work, general metal fabrication

Stock No.	Weight, oz	Head Length, inches	Face Dia., inches	Length, inches	Set Contains:	
HBBD8	8	4	1	11-5/8		•
HBBD16	16	4-3/8	1-1/4	12-1/4		• •
HBBD24	24	4-3/4	1-3/8	12-3/4		• •
HBBD32	32	5-3/4	1-3/4	13-5/8		• •
HBBD40	40	5-3/4	1-3/4	15-1/8		• •
HBBD56	56	5-5/16	2	18		•

*Sets shown include foam organizer.



HBBD6FR



HBBD24

Colors Available



Red Orange Green

O G

ADD SUFFIX TO STOCK NUMBER FOR SPECIAL COLORS.

Dual-Face Drilling

- Different diameter striking faces can be matched to various cold chisels and punches
- Free-floating steel head canister design improved dead blow action and reduces rebound
- Nonslip handle design with ribbed thumb rest allows the user to chose up in tighter work areas
- Composite handle shank improves hammer balance while dampening vibration
- Chemical-resistant molded urethane cover

Stock No.	Weight, oz	Head Length, inches	Face Dia., inches	Length, inches
HSSD32	32	5-11/16	1-3/8-1-7/8	11-9/16



HSSD32

Colors Available




Red Orange Green

O G

ADD SUFFIX TO STOCK NUMBER FOR SPECIAL COLORS.

Sledge (Blue-Point®)

Stock No.	Weight, lb	Head Length, inches	Face Dia., inches	Length, inches
BC7B	5	7	2-3/4	20
BC110B	8	7	2-3/4	30
BC114B	11 lb 8 oz	8	3-1/4	36



BC110B

HBBT Series Bronze

- Bronze-tipped nonmarring hammer ideally suited for work on bushings, gears and transmissions

Stock No.	Weight, oz	Head Length, inches	Head Dia., inches	Length, inches
HBBT16	16	3-3/4	1-3/8	12
HBBT24	24	4-1/4	1-3/8	12
HBBT32	32	4-1/2	1-1/2	12-3/4



HBBT32

- Do not use urethane hammers near liquid oxygen
- Do not strike against another hammer or other hardened object.
- Do not use chipped, mushroomed or cracked hammers.
- Strike squarely; avoid glancing blows.
- Use the proper punch or chisel for the job.
- Do not use punches or chisels having chipped or mushroomed end; dress to original shape with a hand file.
- Hammer head diameter should be approximately 3/8" larger than head of punch or chisel.
- Read Safety Precautions on pages W1-W4



WARNING



SOFT FACE HAMMERS



HLE24

Piston

- One-piece urethane construction
- Full-length canister increases head strength
- Made of material that will not damage the piston
- Shot-filled head drastically reduces rebound

Stock No.	Weight, oz	Head Length, inches	Head Reach, inches	Face Dia., inches	Length, inches
HLE24	24	7-3/4	5-1/2	5-1/2	12-3/4



HBPT24

HBPT Series Plastic

- Plastic-tipped hammers used where metal-to-metal scratching or marring needs to be eliminated

Stock No.	Head Length, inches	Weight, oz	Length, inches	Soft Tip Stock No. Black*	Hard Tip Stock No. Gray*
HBPT16	3-3/4	16	12	HPTS16	HPTH16
HBPT24	4-3/4	24	12-3/4	HPTS24A	HPTH24A

*Blue-Point®



BDBMP24



BF620C



BF623

Mallets

Stock No.	Description	Head Weight, oz	Total Weight, lb	Head Height, inches	Head Width, inches
BDBMP24	10-1/4" Soft Blow Mallet (Blue-Point®)	13	1.48	2-13/32	3-3/64

Stock No.	Description	Face Dimensions, inches	Length, inches
BF620C	Rubber Head 11" Mallet (Blue-Point®)	2-1/4 dia.	3-3/4
BF623	Soft Blow 12-1/2" Mallet (Blue-Point®)	1-7/8 x 2-1/8	12-1/2

BDBMP24 10-1/4" Soft Blow Mallet (Blue-Point®)

- Engineered, dual-zone rubber head allows mallet to compress and dissipate force
- Non-marring material reduces damage to delicate surfaces and components
- Greater shock absorption and control compared to standard rubber mallets
- Non-slip handle with steel shaft is angled 15° to protect hand from accidental contact
- Resistant to common shop chemicals and fluids

BF620C Rubber Head 11" Mallet (Blue-Point®)

- Solid-rubber head is 3-3/4" long, 2-1/4" dia.
- 11" hardwood handle

BF623 Soft Blow 12-1/2" Mallet (Blue-Point®)

- Designed to reduce marring and denting
- For use in assembly applications and on all types of surfaces, including metal, glass, plastic and wood
- Special polymer head resists dynamic fatigue, creep and compression set, even at extreme temperatures
- Conforms to irregular surfaces
- Dissipates hand-jarring shock
- Resists most chemicals
- Wood handle



HSPD16



BH232A

Combination

- Combination steel and soft face dead blow
- One-piece urethane construction
- Replaceable tips

Stock No.	Head Length, inches	Weight, oz	Tip Diameter, inches	Length, inches	Soft Tip Stock No.	Hard Tip Stock No.
HSPD16	4-3/8	16	1-1/4	12-1/8	HPTS16 (Black)	—
BH232A ^{†*}	—	32	1-5/8	13	BH232-2 [‡]	BH232-3 [‡]
BH232-4 ^{†*}	Optional Nylon Tip (also available)					
BH232-5 ^{†*}	Optional brass tip (also available)					

*Blue-Point®



HBR15

Brass/Fiberglass Handle (Blue-Point®)

- Non-sparking/non-marring surface for many applications
- Brass head absorbs blow and reduces rebound
- Flat surface for even distribution of blow
- Comfortable, nonslip handle grip

Stock No.	Weight, lb	Length, inches
HBR4 [‡]	4	12
HBR6 [‡]	6	12
HBR15 [‡]	1-1/2	12
HBR25 [‡]	2-1/2	12

Interchangeable Head (Blue-Point®)

- Shot-loaded, dead blow hammer adds more striking force by eliminating rebound and dampening vibration shock
- 1-1/2" striking face diameter on each hammer head
- Six interchangeable heads meet a number of various applications, including non-marring and non-sparking applications with selected head surfaces (brass)
- Comfortable, nonslip handle grip
- Set includes 10" fiberglass handle and storage case
- Optional 1" head extender (HSP16KT9)



HSP16KT1

Stock No.	Description	Weight, oz
HSP16KT1‡	Hammer Handle	22
HSP16KT2‡	Soft Face	1.5
HSP16KT3‡	Medium Face	1.4
HSP16KT4‡	Medium Hard Face	1.3

Claw Hammers

Stock No.	Weight, oz (grams)	Handle Length, inches (mm)	Hammer Head Diameter, inches (mm)
HCLSB16	16 (454)	13 (330)	1 (25.4)

HCLSB16 16 oz Claw Hammer

- Drop-forged carbon steel head
- Exclusive handle grip with different diameter hand zones for optimal comfort
- Handle has ridges and a flared end to prevent hand from slipping during use
- Snap-on® logo forged in handle; Snap-on® red enamel color
- Smooth striking face
- Anti-shock plug reduces vibration and hand fatigue



HCLSB16

Non-Marring Hammers

BFNM1‡ 1 lb Non-Marring Mallet (Blue-Point®)

- The head of the mallet is non-marring on finished surfaces due to soft durometer material
- Durable, resin-rich "pull-truded" fiberglass handle
- Handle is UV and chemical resistant
- Less rebound than traditional rubber head mallets helps reduce operator fatigue
- Nonslip, cushion-grip handle



BFNM1

BALL PEEN HAMMERS (Blue Point®)



BP16B



BPN16B

Ball Peen (Hickory Handle)

Stock No.	Weight, oz	Handle Length, inches
BP4B	4	10-1/2
BP8B	8	12-1/2
BP12B	12	13-1/2
BP16B	16	14-1/2
BP20B	20	15
BP24B	24	16
BP32B	32	16
BP40B	40	16-1/4
BP48B	48	16-1/4

ASME®/ANSI® B107.400

Ball Peen (Fiberglass Handle)

Stock No.	Weight, oz	Handle Length, inches	Previous* Model Handle
BPN12B	12	12	BPN12-1‡
BPN16B	16	13	BPN16-1‡
BPN24B	24	14	BPN24-1‡
BPN32B	32	16	BPN24-1‡

ASME®/ANSI® B107.400

- Do not use chipped, mushroomed or cracked hammers.
 - Strike squarely; avoid glancing blows.
 - Do not use urethane hammers near liquid oxygen.
 - Do not strike against another hammer or other hardened object.
 - Plastic coated handle does not protect against electric shock.
- ‡ These products can expose you to chemicals which are known to the state of California to cause cancer and reproductive harm. See pages P1-P2 for details.
- Read Safety Precautions on pages W1-W4



HEAVY DUTY HAMMERS (Blue-Point®)



HCS2SG



BC4SG



BD4SG



HD4SG

Dual Face Dead Blow (Fiberglass Handle)

- 100% cast polyurethane face is designed to withstand the most severe striking applications
- Non-sparking/non-marring brass face for multiple applications
- Nonferrous shot-loaded cavity delivers more power and less rebound than any hammer of its kind
- Abrasion-, chemical- and impact-resistant
- Comfortable nonslip handle grip

Stock No.	Face Dia., inches (mm)	Handle Length, inches (mm)	Length, inches (mm)	Weight, lb (kg)
HCS2SG [†]	2 (50.8)	10-5/8 (270)	13-3/4 (349)	2 (.91)

Meets or exceeds all ANSI[®] specifications

Heavy-Duty (Fiberglass Handle)

- Handle is resistant to dry rot, warp and splintering
- Fiberglass handle dampens vibration and provides extra strength and safety
- Handle is epoxy welded to hammer head and will withstand 8,000 lb of separation force
- Comfortable nonslip handle grip
- Materials will resist most shop chemicals

Stock No.	Description	Weight, lb	Striking Face Dia., inches	Handle Length, inches	Overall Length, inches
BC4SG [†]	Cross Peen	4	1-1/2	12	14
BD4SG [†]	Engineer	4	1-1/2	12	14
HD4SG [†]	Hand Drilling	4	1-1/2	8-3/4	10-3/4



BH122D



BH141A



BH133B



BD10ESG

Heavy-Duty (Hickory Handle)

Stock No.	Description	Weight, oz	Head Length, inches	Overall Length, inches
BH122D	Engineer	40	4-1/2	15
BH123D	Engineer	48	4-3/4	15
BH133B	Hand Drilling	48	4-1/2	10
BH141A	Cross Peen	32	4-1/2	15
BH142A	Cross Peen	40	5	15
BH143A	Cross Peen	48	5-1/2	15

Sledge (Fiberglass Handle)

Stock No.	Face Dia., inches (mm)	Weight, lb (kg)	Handle Length, inches (mm)	Overall Length, inches (mm)
BD6ESG [†]	1-5/8 (41.1)	6 (2.7)	16 (406.4)	18 (457.2)
BD10ESG [†]	2 (50.8)	10 (4.5)	29 (736)	32 (812.8)

BD8ESG[†] 8 lb Heavy-Duty BD Series Sledge Hammer Fiberglass Handle

- Drop forged carbon steel heads heat-treated for durability and safety
- Fiberglass handle dampens vibration and provides extra strength and safety
- Handle is chemically bonded to hammer head and will withstand 8,000 lb of pull
- Handle is resistant to dry rot, warp or splintering and resists most shop chemicals
- Ergonomic grip with pronounced ridges provides a superior gripping surface



BDS2SG

Soft Steel (Fiberglass Handle)

- Head is crafted with a maximum 30Rc hardness
- Designed to wear down and change shape with use; prevents damage or shearing when striking hard metal objects
- Ergonomic nonslip handle features a solid fiberglass core for strength
- Handle is resistant to weather and most shop chemicals
- Ideal for striking hardened pins, spikes, cutting tools and metal components
- Note: This hammer cannot be used as a non-sparking tool

Stock No.	Weight, lb (kg)	Head Diameter, inches	Handle Length, inches
BDS2SG [†]	2.2 (1)	1-7/16	13-1/2
BDS4SG [†]	4.2 (1.9)	1-7/16	13-1/2



HS5A



HS151



HSG319



HSG325

Hacksaws

HS5A Miniature Hacksaw

- Designed for 10" (250 mm) blades
- 8-1/4" frame fits in limited-access areas
- Includes (1) blade

HS151 Junior Frame Hacksaw

- Designed for 6" blades
- 9-1/2" long
- Includes (1) blade

HSG319 Bi-Mold Soft Grip Handle Hacksaw

- Solid steel frame overmolded with soft grip for comfortable use
- Designed for 12" (300 mm) blades
- Blade tensioner discreetly blends with handle
- Positions for normal flush cutting or 55° angle
- Includes (1) blade

HSG325 Soft Grip Professional Hacksaw

- Ergonomic front grip for increased comfort and control
- Thermoplastic comfort grip handle
- Spring-loaded tensioning mechanism for quick blade changes
- Dual blade positioning, for normal flush cutting or 55° angle
- High blade tension for straighter, more accurate and faster cuts
- Includes (1) blade

Hacksaw Blades

- Shatter resistant bimetal for a long life and fast, efficient cutting
- Available in packages of 10 only

Stock No.	Length, inches	Teeth Per Inch (TPI)
HSBM1018B	10	18
HSBM1024B	10	24
HSBM1032B	10	32
HSBM1214B	12	14
HSBM1218B	12	18
HSBM1224B	12	24
HSBM1232B	12	32



HSBM1018B

Quick Cutter Handsaws

- Features contoured screwdriver type handle for a secure grip
- Saw holder keeps a tight hold on any of the 3 included blades
- Turn the knurled knob and easily switch blades
- All components neatly packaged in kit bag

HS50 Quick Cutter Hand Saw

- Includes: HS14X1, HS18X1, HS24X1 and storage pouch



HS50

LANDSCAPE TOOLS

Pruning Tools

PRN75SFS Folding Pruning Saw

- General-purpose folding saw for cutting wood or plastics
- Two-component plastic handle for a firm grip
- Blade is specially coated for low-friction and rust protection
- Blade locks in both open and closed position



PRN75SFS



- Do not use chipped, mushroomed or cracked hammers.
- Strike squarely; avoid glancing blows.
- Keep away from children.

- † These products can expose you to chemicals which are known to the state of California to cause cancer and reproductive harm. See pages P1-P2 for details.
- Read Safety Precautions on pages W1-W4

SCISSORS



SHEARS1BK



SHEARS1RD



SHEARS1-SH

Scissors

SHEARS1BK Snap-on® Exclusive Shears

SHEARS1RD Snap-on® Exclusive Shears

- Cuts leather, cloth, plastic, rubber, cardboard, gasket material, rope and many other materials
- Bottle opener and nutcracker also incorporated into the design
- Stainless steel construction
- Easy to take apart for cleaning and is dishwasher safe

SHEARS1-SH Snap-on® Leather Sheath

- Made of high quality leather with Snap-on® logo embossed on the front
- Designed specifically for the Snap-on® exclusive SHEARS1RD and SHEARSBK
- Made in USA

Multi-Tools

SMT97R Snap-on® Multi-Tool



SMT97R

- One-hand operation allow professionals to quickly address problems at hand
- Snap-on® exclusive red Cerakote-finished handles for superior wear resistance
- Enhanced heavy-duty locking mechanism
- Proudly made in the USA by Gerber®, the industry leader in multi-tools
- Rotating carbide wire cutters and strippers can be rotated as the edge wears, and replaced when a fresh set is needed
- Replaceable Remgrit® blade is designed to be able to cut through extremely hard materials
- Extra-large partially serrated blade is ideal for cutting open packages and other items around the shop
- Tools are all black-oxide coated, providing superior corrosion resistance
- Complete listing of tools includes: pliers, carbide wire cutter, scissors, bottle opener, ruler stamped-in-handle, PHILLIPS®/flat head drivers, fine/coarse files, etc.
- Snap-on® logo is engraved into the handle and comes with a Snap-on® branded sheath (SEKG94-SH)

CUTTING: KNIVES



KER1600SO

Liner Lock Knives

KER1600SO Lockback Snap-on® Logo Chive Plain Blade Knife

- Bead-blasted stainless steel handle with Snap-on® logo
- Removable pocket clip
- 1-15/16" stainless steel straight-edge blade
- 1.9 oz



SEK45R



SEK45BLK

SEK45 Series Knives

SEK45R Compact Folding Lockback Knife

SEK45BLK Compact Folding Lockback Knife

- Titanium coated 440 stainless steel blade
- Ambidextrous thumbnail window on blade spine
- Composite handle with lanyard eyelet provides easy attachment to any keychain ring
- Ideal for everyday pocket carry
- 4.57" long in open position, 2.83" closed, 1.75" blade
- Weighs less than 1 oz

SEKC60 Series Knives

SEKC60FASR Scalpel Pocket Knife

SEKC60FASK Scalpel Pocket Knife

SEKC60FASB Scalpel Pocket Knife

- IKBS ball bearing system to open and fold the knife
- Anodized aluminum handle with brushed finish
- Deep pocket carry clip helps it stay low-profile in your pocket
- Flat-grind beveled edge
- Snap-on® exclusive Ken Onion® design
- Lifetime warranty



SEKC60FASR



SEKC60FASK



SEKC60FASB

Liner Lock Knives

KER1620RDSO Liner Lock Scallion® Straight-Edge Blade Knife

- Durable 6061-T6 anodized red aluminum handle with Snap-on® logo
- Stainless steel liners
- Safety tip lock
- Removable pocket clip
- 2-1/4" stainless steel straight-edge blade
- 2.3 oz



KER1620RDSO

KER1620OLSO Liner Lock Scallion® Olive with Snap-on® Logo

- Blade is made of 420HC steel with a bead-blasted finish
- Handle is made of 6061-T6 anodized aluminum
- Knife opens with a flipper
- Liner lock with tip lock
- Single-position pocket clip
- Made in USA



KER1620OLSO

KER1660SO Liner Lock Kershaw® Leek® with Snap-on® Logo

KER1660RDSO Liner Lock Kershaw® Leek® with Snap-on® Logo

KER1660ORSO Liner Lock Kershaw® Leek® with Snap-on® Logo

- Blade is made of Sandvik® 14C28N steel with a bead-blasted finish
- Handle is made of 410 steel with a bead-blasted finish
- Knife opens with a flipper
- Frame lock with tip lock
- Reversible pocket clip
- Made in USA



KER1660SO



KER1660RDSO



KER1660ORSO

KER1660CKTSO Liner Lock Leek® Straight-Edge Blade Knife

- SpeedSafe® technology provides assisted opening
- 3" stainless steel straight-edge blade

KER1660CBSO Liner Lock Leek® Composite Straight-Edge Blade Knife

- 3" stainless steel straight-edge blade



KER1660CKTSO



KER1660CBSO



• Keep away from children.
• Read Safety Precautions on pages W1-W4

CUTTING: KNIVES



SEKC69AGWR



SEKC69AGWK



SEKC70AAKR



SEKC70AAKK



SEKC75FPSK



SEKC76AAWK



SEKC78ASWK



SEKC78AGWR



SEKC79ASWK

Specialty Knives

SEKC69AGWR Pilar® Red Razor Edge Large**SEKC69AGWK Pilar® Black Razor Edge Large**

- Assisted opening system activated by frame lock with flipper
- G10 textured handle for superior grip
- Black oxide razor edge blade finish on 8Cr13MoV stainless steel
- Deep finger groove for positive hold
- Deep pocket carry

SEKC70AAKR Slacker™ Compact**SEKC70AAKK Slacker™ Compact**

- Snap-on® Exclusive
- Assisted opening for fast blade deployment
- Easy to sharpen: High carbon stainless steel blade takes an edge well
- Enhanced protection: Black stonewash is durable and ages well
- Easy closing: Liner lock can be easily closed with one hand

SEKC75FPSK Field Strip Snap-on® Knife

- Snap-on® exclusive knife features “Field Strip” technology, in which the entire knife can be taken apart for cleaning and quick maintenance without any tools
- Bayonet lug-style flipper sets off the smooth open action of the stainless steel, drop-point blade
- Designed by world-renowned knife craftsman, Ken Onion

SEKC76AAWK Razel™ GT Assisted Opening Folding Knife

- Assisted opening; flipper deploys blade quickly
- IKBS™ ball bearing pivot deploys blade smoothly
- Chisel blade useful for push cutting or scraping
- Strong and lightweight aluminum handle combines strength with minimal weight
- Liner lock allows easy one-handed closing
- Lanyard hole for keychain or fob

SEKC78ASWK Ripple Stonewash SS, Small

- Assisted opening system activated by liner lock with flipper
- Black stonewash stainless steel handle for durability
- Deep pocket carry
- Unique Ken Onion® design, a Snap-on® exclusive

SEKC78AGWR Curfew™ Assisted Opening Folding Knife

- Assisted opening; flipper deploys blade quickly
- IKBS™ ball bearing pivot deploys blade smoothly
- Easy-to-sharpen, high-carbon stainless steel blade
- Aluminum bolster with G10 handle
- Liner lock allows easy one-handed closing

SEKC79ASWK Ripple Stonewash SS, Large

- Assisted opening system activated by liner lock with flipper
- Black stonewash stainless steel handle for durability
- Deep pocket carry
- Unique Ken Onion® design, a Snap-on® exclusive

Specialty Knives

SEKC82ANWK LCK+ Assisted Opening Folding Knife

- Assisted opening; flipper deploys blade quickly
- IKBS™ ball bearing pivot deploys blade smoothly
- Easy-to-sharpen, high-carbon stainless steel blade
- Strong and lightweight glass-reinforced nylon handle is durable and lightweight
- Liner lock allows easy one-handed closing



SEKC82ANWK

SEKC83AMNK HI JINX™ Black

- Snap-on® exclusive
- Assisted opening for fast blade deployment
- Easy to sharpen: high carbon stainless steel blade takes an edge well
- Enhanced protection: black stonewash is durable and ages well
- Easy closing: liner lock can be easily closed with one hand



SEKC83AMNK

SEKC83AGWK Tueto™ Assisted Opening Folding Knife

- Assisted Opening; flipper deploys blade quickly
- IKBS™ ball bearing pivot deploys blade smoothly
- Easy-to-sharpen, high-carbon stainless steel blade
- G10 handle provides grip in all conditions
- Liner lock allows easy one-handed closing



SEKC83AGWK

SEKC83AGSK Motosa

- Snap-on® exclusive
- Assisted opening for fast blade deployment
- Easy to sharpen: high carbon stainless steel blade takes an edge well
- Minimizes reflectivity: bead blast finish reduces reflection
- Easy closing: liner lock can be easily closed with one hand



SEKC83AGSK

SEKC84AGWR Stylus™ Assisted Opening Folding Knife

- Assisted opening; flipper deploys blade quickly
- IKBS™ ball bearing pivot deploys blade smoothly
- Easy-to-sharpen, high-carbon stainless steel blade
- G10 handle provides grip in all conditions
- Liner lock allows easy one-handed closing
- Pocket clip provides secure carry



SEKC84AGWR

SEKC86XNKK Hunting Knife

- Exclusive Snap-on® designed fixed blade hunting knife
- Designed by well known hunting and fishing guide, Russ Kommer
- Blade made of SK5 High Carbon Steel for excellent edge retention
- Powder coated blade for rust prevention
- Textured handle for positive grip in wet conditions



SEKC86XNKK

S084 Series Knives

S084BLK HYPE Knife

S084OL HYPE Knife

- SpeedSafe® Assisted Opening enables smooth, easy one-hand opening
- Trac-Tec grip-in-handle is ideal for working in wet situations
- Deep carry clip allows knife to ride low in the pocket, making it less likely to fall out and keeps a low profile of visibility
- Clip can be changed for left-hand pocket carry



S084BLK



S084OL



- Keep away from children.
- Read Safety Precautions on pages W1-W4

CUTTING: KNIVES



KER1620NBSO



KER1670TBLKT



KER1670BLKSO



KER1620FLSO



KER1670RDBTS



KER1670BLK



KER1620



KER1670BLKST



KER1870RDSO

Liner Lock Knives

KER1620NBSO Lockback Scallion® Navy Blue with Snap-on® Logo

KER1620FLSO Lockback Scallion® Frame with Snap-on® Logo

KER1620 Lockback Scallion® Black Handle Knife

- Blade is made of 420HC steel with a bead-blasted finish
- Handle is made of 6061-T6 anodized aluminum
- Knife opens with a flipper
- Liner lock with tip lock
- Single-position pocket clip
- Made in USA

KER1670TBLKT Lockback Blur Black Tanto Serrated with Snap-on® Logo

KER1670RDBLKSTSO† Lockback Blur Red/Black Serrated with Snap-on® Logo

KER1670BLKST Lockback Blur Partially Serrated Blade Knife

KER1670BLKSO Lockback Blur Knife Black with Snap-on® Logo

KER1670BLK Lockback Blur Straight-Edge Blade Knife

- Blade is made of Sandvik® 14C28N with a DLC coating
- Handle is made of 6061-T6 anodized aluminum with Trac-Tec inserts
- Opens with thumb stud
- Inset liner lock
- Reversible pocket clip
- Made in USA

KER1870RDSO Knockout Knife with Snap-on® Logo

- Blade is made of Sandvik® 14C28N steel with a stonewashed finish
- Handle is made of 6061-T6 anodized aluminum
- Opens with a flipper or thumb stud
- Sub-frame lock
- 4-position lock deep-carry pocket clip
- Made in USA

CUTTING: UTILITY KNIVES



S086RD



S086BRNZ



S086OL

S086 Series Knives

S086RD Gasket® Knife, Red

S086BRNZ Gasket® Knife, Bronze

S086OL Gasket® Knife, Olive

- SpeedSafe® assisted opening enables smooth, easy one-hand opening
- Blade is made of black DLC-coated N690 steel
- Handle is made of T6061-T6 anodized aluminum
- Trac-Tec grip in the handle is ideal for working in wet situations
- Right- and left-handed carry
- Lanyard hole at end of the handle
- Available in six colors Red, Black, Blue, Bronze, Olive, Tan
- Knife length (closed): 4"; blade length: 2-5/8"
- Made in the USA



YA580A



YA581A

Multipurpose Cutters (Blue-Point®)

YA580A Multipurpose Cutter (Blue-Point®)

- Auto-locking, fully retractable blade
- Black metal body with a blue cap and pocket clip
- Includes (1) premium steel 13-point snap blade
- Length is 5-3/8"
- Uses YA580A-1 replacement blades

YA580A-1 Multipurpose Cutter Replacement Blades (5 pk) (Blue-Point®)

- Individual break-off replacement blades for the YA580A and YA584A multipurpose cutters

YA581A Multipurpose Cutter (Blue-Point®)

- Includes (3) blades with eight snap-off points
- Minimum blade wobble
- Fully retractable

YA581A-1 Multipurpose Cutter Replacement Blades (10 pk) (Blue-Point®)

- Replacement blades for YA581A



KER2535

SCKS2



LBUK1

UKBU10



SCKS3

SCKS3

Sharpening Kits

KER2535 Blade Sharpener (Blue-Point®)

- Impregnated with 600 grit diamond coating bonded with nickel plating to a lightweight tube
- Excellent sharpener for the repair of extremely dull blades
- Length is 8-1/2" (20.3 cm)
- Sheath length is 5-1/2" (12.7 cm)

SCKS2 Snap-on® Folding Sharpener

- Two-position sharpening rod made of steel and coated with Carborundum
- Ceramic sharpening plate
- Tungsten Carbide inserts
- Nail nick for easy opening
- Button lock for closing
- Durable and lightweight
- Textured injection-molded handle for exceptional grip

SCKS3 Veff Kitchen Sharpener

- Ceramic rods are able to be angled for easy knife sharpening
- Rods can be angled at 15°, 20°, or 25° to accommodate multiple knife styles and sizes
- Stable wood platform with Snap-on® logo also doubles as storage container for ceramic rods
- Snap-on® exclusive product designed by Tom Veff

SCKS3-CR2 Replacement Ceramic Rods

- Replacement ceramic rods for use with the SCKS3 Veff Kitchen Sharpener

Utility Knives

LBUK1 Lockback Utility Knife (Blue-Point®)

- Folding lockback blade, hardwood handle with belt clip and thumb stud for one-hand opening
- Includes utility knife and leather pouch plus (10) replacement blades

UTK100SB Auto Retractable Utility Knife

- Auto retracting
- Quick-release spring-loaded handle provides fast, sure blade changes
- Rubber grip for comfort and control
- Includes one safety point two-notch blade

UTK100 Retractable Utility Knife

- Retractable blade
- Quick-release spring-loaded handle provides fast, sure blade changes
- Integrated hinge handle means no handle parts to lose and no tools required to change blades
- Rubber grip for comfort and control
- Three blade positions: open, half closed and closed
- Blade storage for up to five blades in the handle
- Lightweight anodized aluminum body for durability—thin design for comfort

UTK150 Auto-Loading Utility Knife

- Exposed blade is easily removed or reversed with the push of a button
- New blade is auto loaded from five-blade magazine
- Cushioned handle provides comfort and control
- Three blade positions: 1" and 1/4" exposures, and closed
- Uses standard two-notch replacement blades

UKBU50PK Double-Point Blades (50 pk)

- Two-notch double-point blades
- Dispenser ejects one blade at a time
- Blade guard in the ejector
- Use with UTK100, UTK100SB, UTK150, LBUK1 and LBUK2 utility knives

UKBU10 Double-Point Utility Knife Blades (10 pk)



• Keep away from children.

†These products can expose you to chemicals which are known to the state of California to cause cancer and reproductive harm. See pages P1-P2 for details.

• Read Safety Precautions on pages W1-W4

FILES



SGFRD104



SGFMA104



SGFHR104



SGFMX104



SGHBF200A



SGHBF300A



SGHBF400A



SGHBF500A



SGHBF600A

Set Contains:

	Stock No.	Uses Handle	Diameter, inches	Overall Length, inches	Pattern	Teeth Per Inch (TPI)	Comfort Grip	Comfort Grip	Comfort Grip	Comfort Grip	Instinct®	Instinct®	Instinct®	Instinct®	Instinct®	
Round File	6R*	SGHF614BR	7/32	6	Double Cut	33					•					
	8R*	SGHF615BR	9/32	8		25					•					
	10R*	SGHF616BR	3/8	10		23					•					•
	12R*	SGHF617BR	1/2	12		20					•					
	SGF6R	—	—	6		33	•									
	SGF8R	—	—	8		25	•			•						
	SGF10R	—	—	10		23	•									
	SGF12R	—	—	12		20	•									
Mill File	6MA*	SGHF614BR	—	6	Single Cut	51						•				
	8MA*	SGHF615BR	—	8		46						•		•		
	10MA*	SGHF616BR	—	10		41						•		•	•	
	12MA*	SGHF617BR	—	12		36						•				
	14MA*	SGHF617BR	—	14		30										
	SGF6MA	—	—	6		51		•			•					
	SGF8MA	—	—	8		46		•			•					
	SGF10MA	—	—	10		41		•								
Half-Round File	6HR*	SGHF614BR	—	6	Double Cut	33							•			
	8HR*	SGHF615BR	—	8		25							•			
	10HR*	SGHF616BR	—	10		23							•		•	
	12HR*	SGHF617BR	—	12		20							•			
	SGF6HR	—	—	6		33				•						
	SGF8HR	—	—	8		25				•						
	SGF10HR	—	—	10		23				•						
	SGF12HR	—	—	12		20				•						
Three Square File	6T*	SGHF614BR	—	6	Double Cut	33								•		
	SGF6T	—	—	6		33					•					
	10T*	SGHF616BR	—	10		23										
Four Square File	6SQA	SGHF614BR	—	6	Double Cut	33									•	
	10SQA	SGHF615BR	—	10		23										
Instinct® Handles	SGHF614BR	—	—	—	—	—					2	1	2	2		
	SGHF615BR	—	—	—	—	—					1	1	1	1	2	
	SGHF616BR	—	—	—	—	—					1	1	1	1	2	
	SGHF617BR	—	—	—	—	—						1				

*Handle ordered separately.

File Types and Uses:

Round: Filing, deburring holes, concave surfaces

Mill: Deburring, filing flat surfaces, sharp corners. (Note: Edges and flats of file have single cut ridges)

Half Round: Deburring, filing concave and flat surfaces, large holes

Three Square: Deburring, filing angles

Four Square: Filing grooves, rectangular and right angle corners, mortises

SGF "Molded" handles are not replaceable

SGH "Instinct®" handles are replaceable

Colors Available



ADD SUFFIX TO STOCK NUMBER FOR SPECIAL COLORS.

Miniature Files/Ergonomic Handle

SGFMN106 6 pc Soft Grip Handle Miniature File Set

- Includes (6) files in a vinyl storage pouch
- Ergonomic nonslip grip prevents the hand from slipping onto the file blade
- Soft, textured surface for excellent grip
- Excellent protection on the shoulder and tang of the file
- Symmetrical handles provide the same level of comfort on both sides
- Files have a hole for hanging
- Use for filing narrow grooves and passages, concave and flat surfaces, holes and internal corners



SGFMN106

Colors Available



Red Orange Green
O G

ADD SUFFIX TO STOCK NUMBER FOR SPECIAL COLORS.

Stock No.	Description	
SGF4W	Warding	•
SGF4T	Triangular, Slim Taper	•
SGF4SQ	Square	•
SGF4R	Round	•
SGF4MA	Hand	•
SGF4HR	Half-Round	•



HBFN120B

Swiss Pattern Needle Files

Stock No.	Description	
5NTSC	Three Square Swiss Pattern Needle File	•
5NSQB	Square Swiss Pattern Needle File	•
5NSB	Slitting Swiss Pattern Needle File	•
5NRB	Round Swiss Pattern Needle File	•
5NMB	Marking Swiss Pattern Needle File	•
5NKB	Knife Swiss Pattern Needle File	•
5NJB	Joint Swiss Pattern Needle File	•
5NHRB	Half Round Swiss Pattern Needle File	•
5NFB	Flat Swiss Pattern Needle File	•
5NEB	Equaling Swiss Pattern Needle File	•
5NCB	Crossing Swiss Pattern Needle File	•
5NBB	Barrette Swiss Pattern Needle File	•
HF611A	Plastic File Handle	•

HBFN120B Swiss Pattern Miniature File Set

- Offers a wide array of file patterns and shapes to cover most fine applications
- Comfortable handle with collet allows full interchangeability
- Blade is 5-1/2" long
- Includes (1 ea) 5NBB Barrette File, 5NCB Crossing File, 5NEB Equaling File, 5NFB Flat File, 5NHRB Half Round File, 5NJB Joint File, 5NKB Knife File, 5NMB Marking File, 5NRB Round File, 5NSB Slitting File, 5NSQB Square File, 5NTSC Three Square File, HF611A Handle and instructions in a vinyl pouch

HF611A Plastic File Handle


- Plastic screwdriver collet-style handle for holding individual files in the HBFN120B Set



HF611A



5NSQB



5NKB

- | | |
|------------------|------------------|
| 5NRB ● Round | 5NTSC ▲ 3-Square |
| 5NHRB ◐ Half Rd. | 5NEB ▭ Equaling |
| 5NFB ▭ Flat | 5NBB ▲ Barrette |
| 5NCB ● Crossing | 5NJB ○ Joint |
| 5NKB ◄ Knife | 5NSB ◆ Slitting |
| 5NSQB ■ Square | 5NMB ◑ Marking |



• Read Safety Precautions on pages W1-W4

FILES



6T

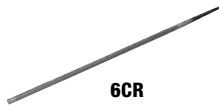
Three Square Files

10T 10" Long Three Square File

- 10" long, 9-1/2" cut length

6T 6" Three Square File

- 6" long, 5-1/2" cut length



6CR

Chain Saw Files


6CR 6" Single Cut Chain Saw File

- 6" long, 5/32-9/64" dia

- Uses HF611A file handle

8CR 8" Single Cut Chain Saw File

- 8" long, 7/32-5/32" dia



10FMK

Multi-Cut Flat File

10FMK Multi-Cut Flat File

- 10" long

- Useful for all flat filing; high removal rate with smooth finish on most materials

ACCESSORIES



SGHF614BR

Soft Grip Handles

- For all bastard cut files that use replacement soft grip handle
- Feature twist-on threads for securely holding files

Stock No.	For Files	Thread Size
SGHF614BR*	4MA, 6CR, 6R, 6T, 6MA, 6HR, 8CR, 8R, 6SQA	1/4-28
SGHF615BR*	8T, 8MA, 8HR, 10R, 10SQA	5/16-24
SGHF616BR*	10T, 10MA, 10HR, 12R	3/8-24
SGHF617BR	12MA, 12HR	3/8-24

Colors Available



Red Orange Green

* R O G
ADD SUFFIX TO STOCK NUMBER FOR SPECIAL COLORS.



GA98A

Plastic Adjustable Jaw Handle

GA98A Plastic Adjustable Jaw File Handle (Blue-Point®)

- Provides a large, comfortable grip for all bastard cut files
- Adjustable jaws grip the file so it cannot turn
- Used on files 4-16" long
- 4-1/2" long, 1" dia., 3/8" maximum opening



GA616

Wooden Twist-On Handles (Blue-Point®)

- Wooden twist-on handles with case hardened, threaded-steel inserts

Stock No.	Length, inches	For Files
GA613	4	4MA, 8CR, 6R
GA614	4	6T, 6MA, 6HR, 8R
GA615	4-1/2	8T, 8MA, 8HR, 10R
GA616	4-1/2	10T, 10MA, 10HR, 12R
GA617	5	12MA, 12HR
GA618	5	14MA, 16MA



YA337A

File Brushes

YA337A File Cleaner Brush (Blue-Point®)

- Bristle area of 3-1/2 x 1-1/2" with .013" (33 gauge) wire
- Wooden handle
- 7-1/2" long



PKNG90

Large Surface Scrapers

PKNG90 Glass/Acrylic Large Scraper

- For use on glass and acrylic surfaces
- Large handle for an easy grip
- Orange color visually differentiates from black glass-filled nylon products
- Ideal for removing dirt/debris, windshield decals, adhesive mounts for mirrors, dealer stickers, tree sap, algae from fiberglass boats and window tinting



PKN90

PKN90 Non-Marring Large Scraper

- Glass-reinforced nylon offers a great blend of flexibility and strength
- Non-marring composite material will not scratch soft metals, paint or composites
- Ideal for use on cylinder blocks or other large gasket mating surfaces
- Removes corrosion on flat metals (aluminum, steel, etc.) with suitable etch cleaners and rust removal solutions, primer preparation and cleaning solvents
- Can be used with suitable chemicals, paint coatings, gel coats, etc.

Striking Scrapers

- Striking cap is designed for hammering
- Heavy-duty blade extends through the handle and meets the cap to equally distribute the striking force
- Thick, polished, high-carbon steel for durability
- Ergonomic soft grip handle for a secure grip when striking
- Can be used as a chisel or scraper

Stock No.	Description	Blade Width, inches (mm)	PKNC300	PKNC301
PKNC050	Single Bevel	1/2 (13)		•
PKNC075	Single Bevel	3/4 (19)		•
PKNC075C2	Dual Bevel	3/4 (19)		•
PKNC125C2	Dual Bevel	1-1/4 (32)	•	
PKNC150	Single Bevel	1-1/2 (38)	•	
PKNC200	Single Bevel	2 (51)	•	



PKNC300



PKNC301



PKNC125C2

PKNC125C2 Dual Bevel Striking Scraper

- Dual bevel design for two distinct blade lengths
- Striking cap is designed for hammering
- Heavy-duty blade extends through the handle and meets the cap to equally distribute the striking force
- Thick, polished, high-carbon steel for durability
- Ergonomic soft grip handle for a secure grip when striking

Non-Marring Scrapers

- Tips are matched for most popular applications, including badge/emblem/decals removal, gasket and molding removal, adhesive removal, and dirt and debris removal or cleaning
- Glass-reinforced nylon provides strength
- Lightweight and resistant to most automotive fluids
- Useable with hammers (block end/tap into position)
- Avoid scratching or gouging of soft materials

Stock No.	Blade Style	Blade Width, inches (mm)	PKN500
PKN1	Straight Blade	7/8 (22)	•
PKN2	Straight Blade	1-1/4 (32)	•
PKN3	Curved Blade	1-1/8 (29)	•
PKN4	Angle Blade	3/4 (19)	•
PKN5	Curved Blade	5/8 (16)	•



PKN500



PKN3

Rigid Carbon Scrapers

- 1/4" square shanks are flared to form scraping edge
- Classic screwdriver-type handle

Stock No.	Length, inches (mm)	Blade Width, inches (mm)	CSA300AR*
CSA8C	7-5/8 (194)	7/8 (22)	•
CSA12C	12-7/8 (327)	1 (25)	•
CSA14C	14-1/8 (356)	1-1/2 (38)	•

Includes plastic tray

Set Contains:



CSA300AR



CSA12C

Knife Blade Scrapers (Blue-Point®)

- Remove gaskets, sealers and other materials
- Blade edge is designed to work effectively in both push and pull directions
- Stainless steel blades for durability
- Polished blades clean up easily
- Composite handles feature a contour thumb stop and wide hilt for precise control

Stock No.	Blade Length, inches (mm)	Blade Style	Length, inches (mm)	US103
US710	3-3/8 (85)	Spoon	8 (203)	•
US711	2-1/2 (64)	Chisel Tip	7-1/8 (181)	•
US712	2-1/8 (54)	Oyster	6-3/4 (171)	•



US103



- Keep away from children.
- Read Safety Precautions on pages W1-W4

SCRAPERS AND PUTTY KNIVES



Non-Marring Tools

Stock No.	Description	Blade Width, inches (mm)	Set Contains:
PBN10	90° L Non-Marring Scraper	5/8 (16)	•
PBN11	Narrow Wedge Non-Marring Scraper	5/8 (16)	•
PBN14	Narrow Point Non-Marring Scraper	5/8 (16)	•
PKN7	Curve Tube Blade Non-Marring Scraper	5/8 (16)	•
PKN8	45° Non-Marring Cutter/Scraper	—	
PKN9	3 mm Narrow Non-Marring Scraper	—	
PKN10	Large Bill-Nose Scraper	1 (25)	
PKN12	Large Diamond-Head Non-Marring Scraper	1-1/4 (32)	
PKN13	Large 2" Non-Marring Scraper	1-3/8 (35)	
PBN12	Curve Cup Non-Marring Pry Tool	5/8 (16)	•
PBN15	90° Pry Tool	1-1/4 (32)	
PPK15	Non-Marring Pick	—	•
PPK20	Small Non-Marring Hook	—	•
PPK25	Large Non-Marring Hook	—	•

*Includes storage pouch

Brass Putty Knives/Scrapers (Blue-Point®)

- Spring-tempered solid-brass blades are non-marring, non-sparking, non-magnetic and non-corrosive
- Soft molded rubber handles provide a sure grip and are resistant to most solvents
- Flared neck design helps protect against hand slipping during use
- Stiff blade style



PKB500A

Stock No.	Blade Style	Edge	Blade Length, inches (mm)	Blade Width, inches (mm)	Set Contains:
PKB50A [‡]	Stiff	Straight	3-1/2 (89)	2 (51)	•
PKB52A [‡]	Stiff	Straight	3-19/32 (91)	1-1/4 (32)	•
PKB53A [‡]	Stiff	Single Bevel	3-19/32 (91)	1-1/4 (32)	•

Putty Knives/Scrapers (Blue-Point®)

- Full-length steel blades for strength and durability
- Soft molded rubber handles provide a sure grip and are resistant to most solvents



PK500A

Stock No.	Blade Style	Edge	Blade Length, inches (mm)	Blade Width, inches (mm)	Set Contains:
PK50A	Flexible	Straight	3-1/2 (89)	2 (51)	•
PK52A	Flexible	Straight	3-19/32 (91)	1-1/4 (32)	•
PK53A	Stiff Chisel	Single Bevel	3-19/32 (91)	1-1/4 (32)	•

Walnut Handle Scrapers (Blue-Point®)

- Quality crafted for hard scraping applications
- Walnut wood handle for comfort
- Full-length heavy-duty blades for strength
- Large steel cap for striking capability
- Remove gaskets, sealants and body weld breakaway



PKWHD53A

Stock No.	Blade Style	Edge	Blade Length, inches (mm)	Blade Width, inches (mm)	Set Contains:
PKWSS53A	Straight	Chisel	2-3/4 (70)	1-1/4 (32)	•
PKWLR53A	Straight	Chisel	5-1/2 (140)	1-1/4 (32)	•
PKWBS53A	Angled	Chisel	3-3/8 (86)	1-1/4 (32)	•

Maple Handle Putty Knife (Blue-Point®)

- Mirror-finish hardened-steel blade extends through the hardwood handle, solidly riveted for durability
- Maple handle has a metal bolster where the handle meets the blade



PK23A

Stock No.	Blade Style	Edge	Blade Width, inches (mm)	Handle Length, inches (mm)
PK23A	Heavy Chisel	Single Bevel	1-1/4 (32)	3-7/8 (98)



Scrapers

MS400A 4" Compact Scraper (Blue-Point®)

- Removes stickers, molding paint and decals
- Used with standard, single-edge steel or plastic razor blades
- Quick and easy blade changes
- Angled head provides maximum leverage

MS800 8" Standard Scraper (Blue-Point®)

- Removes stickers, molding paint and decals
- Use with standard, single edge steel or plastic razor blades
- Quick and easy blade changes
- Angled head provides maximum leverage

MS1300 13" Long Scraper (Blue-Point®)

- Removes stickers, molding paint and decals
- Use with standard, single edge steel or plastic razor blades
- Quick and easy blade changes
- Angled head provides maximum leverage

MS3000 Scraper Set (Blue-Point®)

- Includes MS400, MS800, MS1300 and MSRPACK5 in a storage case

CS1 Flexible Wire Carbon Scraper (Blue-Point®)

- (10) blades made of oil-tempered spring steel
- Sliding ferrule is used to adjust to the required flexibility

PK70 Multipurpose Scraper (Blue-Point®)

- Used for gasket removal, deburring, car body work and rust removal
- Durable tungsten-carbide blades
- Ergonomic handle reduces fatigue
- Thumb grip allows precision scraping

PK70DROP Replacement Drop Blade (Blue-Point®)

- Drop-shaped replacement blade for PK70

PK70PEAR Replacement Pear Blade (Blue-Point®)

- Pear-shaped replacement blade for PK71

PK70ROUND Replacement Round Blade (Blue-Point®)

- Round replacement blade for PK72

PK70TRI Replacement Triangular Blade (Blue-Point®)

- Triangular replacement blade for PK70

PKRS1 Ergonomic Grip Razor Scraper (Blue-Point®)

- Three blade positions: closed, open and loading
- Rubberized contour grip provides comfort and a sure gripping surface
- Uses YA1800 Replacement Blades

YA1800A Single-Edge Razor Blades (100 pk) (Blue-Point®)

- 100 blades in a plastic dispenser
- Blades have aluminum backs that can be shaped for special applications

EXHAUST, CUTTERS, EXPANDERS AND SPECIAL TOOLS (Blue-Point®)

Cutters

VGP18210 Chain Pipe Cutter (Blue-Point®)

- Quickly and easily cuts exhaust pipes with 13 alloy cutting wheels in the chain
- Cuts stainless steel, copper and PVC piping from 15–75 mm (19/32–2-15/16") in diameter, up to 2.6 mm (3/32") wall thickness
- Locking mechanism helps avoid lateral movement and misaligned cutting
- Large butterfly screw allows application of greater force to the cutting wheels with each series of cut

TC90A[†] Tailpipe Cutter (Blue-Point®)

- Handles cutting from 3/4–3-1/2" dia
- 16-link cutter chain is 12" long
- Threaded shaft with crosspiece provides elasticity to help prevent the chain wheels from breaking
- Ideal for cutting the strut assembly to enable servicing of the strut cartridge

TC90A1[†] Chain Assembly (Blue-Point®)

- Includes one wheel and one roll pin



VGP18210



TC90A

Exhaust Tools

A140 3/8" Drive Exhaust Stud Socket for Ford® Vehicles

- Socket designed to remove and install catalytic converter studs, typically found on various Ford®, Lincoln® and Mercury® RWD and FWD vehicles

YA1300 Manifold Jack (set of 2) (Blue-Point®)

- Used to expand the manifold to its original shape and bolt hole alignment
- Used with a 3/4" open end wrench

YA3202 Exhaust Hanger Removal Pliers (Blue-Point®)

- Removes hanger brackets from rubber mounting straps by placing jaw behind rubber grommet ring and forcing pin of pliers on the end of the steel hanger
- When handles are squeezed, the forcing pin pushes the ring off the hanger
- 14" long



A140

YA1300



YA3202



[†]These products can expose you to chemicals which are known to the state of California to cause cancer and reproductive harm. See pages P1–P2 for details.
 • Keep away from children.
 • Read Safety Precautions on pages W1–W4

EXHAUST, CUTTERS, EXPANDERS AND SPECIAL TOOLS (Blue-Point®)



PH300

Expanders

PH300 Tailpipe/Exhaust Stretcher (Blue-Point®)

- Stretches all types of exhaust pipe, including stainless steel, from 1-5/8–2-7/16"
- Used with an impact wrench

PH800 Tailpipe Expander with Collets (Blue-Point®)

- Simple and convenient set for tailpipe expansion jobs
- Using an impact wrench the pipe stretcher is a convenient, inexpensive alternative to a hydraulic pipe expander
- Can be used right on the vehicle
- Includes PH300 and (5) aluminum collets
- Expands from 1-5/8–4-1/4"
- Includes molded storage case

TUBING, CUTTERS, FLARING AND BENDING



TC15A



TC25A



TC15-7C



TCCTMS1

Cutters

TCCTMS1[‡] 3 pc Constant Tension Cutting Set (Blue-Point®)

- Constant Tension feature allows user to tighten once and cut—no need to readjust tension as you would with other tubing cutters saving time and effort
- Three different sizes available for various sized tubing, TCCTMIC cuts a range of tubing sizes from 1/8–5/8" (4–16 mm); TCCTMINI cuts a range of tubing sizes from 1/8–7/8" (4–22 mm); TCCTLRG cuts a range of tubing sizes from 1/8–1-1/4" (4–32 mm)
- Spring loaded cutting wheel protects from over-tightening and crimping the tubing
- One replacement cutting wheel for each tool included
- Custom blue color with clear laser markings
- Includes replacement cutting wheels: TCCTSWHL small cutting wheel for the TCCTMIC and the TCCTLWHL for the TCCTMINI and TCCTLRG

TCCTLRG[‡] Large Constant Tension Cutter (Blue-Point®)

- Constant Tension feature allows user to tighten once and cut—no need to readjust tension as you would with other tubing cutters saving time and effort
- Adjustable cutting tool for various sized tubing, allowing user increased access
- Spring loaded cutting wheel protects from overtightening and crimping the tubing
- Custom blue color with clear laser markings

TCCTMINI[‡] Mini Constant Tension Cutter (Blue-Point®)

TCCTMIC[‡] Micro Constant Tension Cutter (Blue-Point®)

TC15A Ratcheting Tubing Cutter

- Ratchet action allows tubing to be cut all around by simply pumping the handle
- Handles 1/8–3/8" O.D. copper, plastic and PVC tubing
- Ideal for fuel, vacuum and air conditioning applications
- 3-7/8" long

TC25A Ratcheting Tubing Cutter (Blue-Point®)

- Designed for automotive, plumbing, air conditioning, marine, chemical laboratories, refineries and hydraulic industries
- Cuts steel, copper, brass, aluminum, plastic and PVC sizes 5/16–1-1/8" dia
- Ratcheting tubing cutter with unique spring-loaded action mechanism allows one or two tightening adjustments to complete the cut in very hard-to-reach places
- High-impact fiberglass handle is strong and lightweight

TC15-7C Cutting Wheel

- Standard replacement cutting wheel for TC15A Ratcheting Tubing Cutter

TC15-HSS Small Cutting Wheel

- High-speed steel cutting wheel

TCCTSWHL[‡] Small Cutting Wheel for TCCTMIC

TCCTLWHL[‡] Large Cutting Wheel for TCCTMINI and TCCTLRG

Universal Hydraulic Flaring Tool Set

TF600-2 Flaring Adaptor (5/16") (Blue-Point®)

- 5/16" flaring adaptor for push connect flares

TF600-3 Flaring Die Set (5/16") (Blue-Point®)

- 5/16" flaring die set for push connect flares

TF600-4 Flaring Adaptor (3/8") (Blue-Point®)

- 3/8" flaring adaptor for push connect flares

TF600-6 Flaring Adaptor (1/4") (Blue-Point®)

- 1/4" flaring adaptor for push connect flares

TF600-7 Flaring Die Set (1/4") (Blue-Point®)

- 1/4" flaring die set for push connect flares

TF7001 GM® Fuel Adaptor (5/16") (Blue-Point®)

- 5/16" GM® Fuel Line Adaptor

TF7002 GM® Fuel Die Set (5/16") (Blue-Point®)

- 5/16" GM® Fuel Line Die Set

TF7003 GM® Fuel Adaptor (3/8") (Blue-Point®)

- 3/8" GM® Fuel Line Adaptor

TF7004 GM® Fuel Die Set (3/8") (Blue-Point®)

- 3/8" GM® Fuel Line Die Set

Bending Tools

TBS100 Tubing Bender

- Bends tubing up to 1/4" O.D.
- Bends copper, brass, Bundy weld, non-coated brake lines and more
- Comfort grip handle
- 7" long

TBS200A Multipurpose Tubing Bender (Blue-Point®)

- Makes left, right or offset bends up to a 90° angle
- Degrees shown on tool for accurate bends
- Handles 3/16, 1/4, 5/16 and 3/8" (4, 6 and 8 mm) O.D. aluminum, copper and stainless steel tubing
- Aluminum unit is 8-1/4" long when opened

TBS300[‡] Tubing Bender (Blue-Point®)

- Easily bend 1/4, 5/16 and 3/8" O.D. soft copper or aluminum tubing up to 180°
- Degrees, in 15° increments, shown on tool for accurate bends
- Pull lever to easily disengage the tool after bending
- Cushioned handles provide comfort and control, even with greasy hands
- Offset handles provide hand clearance when making 180° bends
- Lightweight die-cast aluminum construction
- 10-1/2" long



Flaring Tool Sets (Blue-Point®)

TF528D[‡] Tube Cutting and Double Flaring Set (Blue-Point®)

- Includes a tubing cutter, double flaring set with a flaring bar, rod handle, yoke and (5) adaptors (3/16, 1/4, 5/16, 3/8 and 1/2")
- Includes a storage case

TFM5A[‡] Metric Double Flaring Tool Set (Blue-Point®)

- Same design as TF5A except for tubing with a O.D. from 4.75–10 mm
- Set includes a yoke, bar assembly, handle and (5) adaptors (4.75, 5, 6, 8 and 10 mm)

TF5A[‡] Double Flaring Tool Set (Blue-Point®)

- Makes double or single flares on soft steel, brass or aluminum tubing from 3/16–1/2" O.D.
- Makes a smooth fitting, crack-free 45° flare
- Set includes (5) adaptors, a yoke assembly, bar assembly and handle
- Storage case included

TF275A Flaring and Swaging Set (Blue-Point®)

- 45° flare or swage of soft copper, brass or aluminum tubing
- Die blocks handle 1/8, 3/16, 1/4, 5/16, 3/8, 7/16, 1/2, 5/8 and 3/4" O.D. tubing
- Swages 3/16, 1/4, 5/16, 3/8, 1/2, 5/8 and 3/4" O.D. tubing
- Includes TF275PB storage case

TFM428[‡] Metric Bubble Flaring Set (Blue-Point®)

- For automotive brake systems
- Designed for crack-free bubble flares on soft wall tubing up to a .028" wall thickness
- Adaptors included for 4.75, 6, 8 and 10 mm flares
- Includes TFM428PB storage case

TFL20MK[‡] Master Inline Flaring Kit (Blue-Point®)

- Unique design locks the adaptors, cone, and tube in a perfect line to help make perfect factory flares every time
- Clamp and set screws put pressure directly over the tube, greatly reducing the chance of the tube slipping from the clamp; increases the overall life of the clamp by not wearing down the teeth inside from repeated slipping
- Slender low-profile design allows the user to make flares on the vehicle in tight spaces
- Flares can be achieved along the frame rails or areas in the engine compartment, saving the user time from having to remove components or complete lines to make repairs
- Kit includes the constant tension tubing cutter

TFL500[‡] Flaring Kit (Blue-Point®)

- Used with a ratchet to make consistent flares faster and easier
- Makes double flares on 3/16" and 4.75 mm tubing
- Low-profile design allows for use on or off the car
- Inline design makes a more accurate flare
- Double clamp and hex screw design keeps tubing locked tightly in position
- For use on thin-walled steel and copper tubing

TFL800[‡] Flaring Kit (Blue-Point®)

- Makes double flares on 3/16" and 4.75 mm tubing


TFLM800[‡] Flaring Kit (Blue-Point®)

- Makes double flares on 4.75, 5, and 6 mm tubing



[‡]These products can expose you to chemicals which are known to the state of California to cause cancer and reproductive harm. See pages P1–P2 for details.
• Read Safety Precautions on pages W1–W4

SPARK PLUG SERVICE TOOLS



Boot Pliers

SBP3[‡] Boot Pliers (Blue-Point[®])

- Vinyl-coated offset jaw tips will pull most US and import spark plug boots, including the back plugs on late-model Porsche[®] and Mercedes-Benz[®] vehicles
- Vinyl-covered handles are cushioned for comfort

SBP5 Boot Pliers (Blue-Point[®])

- Five positions for easy access to restricted spark plugs
- Internal spring keeps pliers in the open position
- Vinyl-coated jaws and handles
- Black industrial finish
- 10" long

YA8230[‡] Valve Stem Seal Pliers (Blue-Point[®])

- Removes valve stem seals from overhead camshaft engines, including four valve-per-cylinder engines that have restricted access to the valve stem seal
- Gripping serrations in the pliers tip easily grab both OEM and aftermarket seals with ease
- Easy-grip handles

YA824C Spark Plug Boot Pliers (Blue-Point[®])

- 45° offset jaws
- Vinyl-coated jaws and handles assure gripping ability
- Used only on automotive type ignition systems
- 9-1/2" long

YA824ASTR Boot Pliers (Blue-Point[®])

- Straight jaw version of YA824C
- 9-3/4" long

Porcelain Extractors

FSPPRK Porcelain Extractor Set

- Used in combination with the FSPK Spark Plug Extractor set on Ford[®] vehicles to remove any porcelain left behind from the process of extracting the plug
- Tool does not push the porcelain through the sleeve, preventing engine damage
- Four cylinders can be worked on at one time to save time and money
- Set includes porcelain repair kit for use on Ford[®] vehicles, pins (10 pk), special Loctite[®] 680 adhesive (5 mL) to remove broken porcelain, clean out wire and blow-molded storage case
- Applications (engines covered): 4.6 L V8 2005–2008 (Ford[®] Mustang[®], Explorer[®], Mercury[®] Mountaineer[®]); 5.4 L V8 2004–2008 (Ford[®] F-150[®], F-250[®] Super Duty[®], F-350[®] Super Duty[®], E-450[®] Super Duty[®], Expedition[®], Lincoln[®] Navigator[®], Mark LT); 6.8 L V-10 2005–2008 (Ford[®] F-250[®] Super Duty[®], F-350[®] Super Duty[®], F-450[®] Super Duty[®], F-550[®] Super Duty[®], E-450[®] Super Duty[®], E-450[®] Econoline[®])

FSPPRK1[‡] Porcelain Repair Kit for Ford[®] Vehicles

- Includes washer, center screw, guide, hex nut and end nut

FSPPRK2 Pins (10 pk)

FSPPRK3 Loctite[®] 680

- 5 mil

FSPPRK4[‡] Clean Out Wire

- Cleans hole



Spark Plug Extractors

Stock No.	Description	
FSPK1 [‡]	Barrel	•
FSPK2 [‡]	Threaded Shaft	•
FSPK3	Nut	•
FSPK4	Thrust Washer	•
FSPK5	Vinyl Cap	•

Optional Tap Holder TDL8-10

FSPK[‡] Spark Plug Extractors

- Removes broken spark plugs from the cylinder head on Ford[®] Triton[®] 5.4 L three-valve engines, 4.6 L engines and 6.8 L engines without removing the head

Spark Plug Tools

Stock No.	Description	
SPRTLM12 [‡]	3/8" Drive 12 mm Metric Spark Plug Rethreader	•
SPRTLM14 [‡]	3/8" Drive 14 mm Metric Spark Plug Rethreader	•
SPRTLM16 [‡]	3/8" Drive 16 mm Metric Spark Plug Rethreader	•

SPRTLM203 3 pc 3/8" Drive Metric Spark Plug Rethread Kit

- 8" length eliminates need for extensions, allowing for a positive feel while reducing chance of cross-threading
- Eliminates possibility of dropping tool into the cylinder head
- Services all major vehicle platforms using 12, 14, and 16 mm spark plugs
- Taps feature a 5/8" hex head and 3/8" square drive



FRT10



FRT12



HB5PK



YA832A



YA840

Spark Plug Tools

FRT10[‡] Spark Plug Insert Installer Set (Blue-Point®)

- Repairs damaged heads from blown spark plugs with an alloy steel insert in as little as 15–45 minutes
- Services modular cylinder heads on 4.6, 5.4, 6.8 L and V10 Ford® vehicles
- Set includes tap, core drill, guide, storage case, instructional DVD and spark plug insert

FRT12[‡] Three-Valve Insert Kit for Ford® Vehicles (Blue-Point®)

- Repairs cylinders without removing the head
- Custom guide, tap and drill for quick and simple repair of damaged threads
- Unique insert installer makes the job quick and easy
- Works on three-valve 4.6, 5.4 and 6.8 L engines built 2003–2007
- Set includes tap, core drill, guide, insert installer, insert and storage case

HB5PK Spark Plug File Set

- Fine, single-cut tungsten file for smoothing or cleaning spark plug and other contact points
- Includes (2) HB5 spark plug files

YA6845[‡] Spark Plug Boot Remover

- For use on ripped or stuck spark plug boots
- Easily saves time, especially when the spark plug is in a recessed or confined area where vision is limited
- Made from high-quality heat-treated steel
- High-tech black finish

YA832A Spark Plug Firing Indicator (Blue-Point®)

- Test spark plugs, coils and distributors on breaker point and electronic ignition systems
- Blunt nose tip prevents lead puncturing
- High-intensity bulb and viewing window for greater flash concentration
- 4-3/4" long

YA840 In-Line Spark Tester (Blue-Point®)

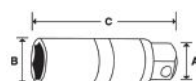
- Quickly diagnoses ignition systems
- Works on all ignition systems including the distributorless type
- Status of indicator light shows if a problem exists in the ignition system or fuel system

Spark Plug Socket Sets

Size	Set Contains:		A	B	C	Rubber Insert			
	6	12					206ESSPKPLG	206ESSPKPLG2	205ESSPKPLG3
5/8"	S9706KA	—	3/8	27/32	2-27/32	S9706KARI	•		
5/8"	S9720KA	—	3/8	27/32	5-31/32	S9706KARI		•	
5/8"	S9706KFUA	—	3/8	5/8	3-23/32	S9706KARI	•		
13/16"	S9704KA	—	3/8	7/8	2-3/4	S9705A2	•		
13/16"	S9704KFUA	—	3/8	13/16	3-9/16	S9705A2	•		
13/16"	S9719KA	—	3/8	1-3/64	5-7/8	S9719-2A			•
3/8"	FXKL6A	—	1/2	6	—	—		•	
9/16"	S9716KFUA	—	3/8	3/4	2-15/16	S9714MK-2		•	
9/16"	S9716KA	—	5/8	23/32	2-1/8	S9714MK-2		•	
9/16"	S9716KL	—	3/8	25/32	5-7/8	S9714MK-2			•
3/4"	S9718KA	—	3/8	31/32	2-13/32	S9705A2		•	
14 mm	—	S9714MK	16.0	19.6	2.6 (66)	S9714MK-2	•		
14 mm	S9714MKS	—	16.0	19.6	2.6 (66)	S9714MK-2			•
14 mm	—	S9714MKDFUA	3/8	25/32	3-1/8 (79.5)	S9714MK-2			
14 mm	S9714MKFUA	—	3/8	25/32	3-1/8	S9714MK-2		•	
14 mm	S9714MKL	—	16.0	19.6	149.2	S9714MK-2			•
14 mm	—	S9714MKDL	16.0	19.6	149.2	S9714MK-2			•
18 mm	S9711KA	—	11/16	24.3	66.9	S9706KARI		•	

ASME®/ANSI® B107.34M

Set Contains:
206ESSPKPLG
206ESSPKPLG2
205ESSPKPLG3



206ESSPKPLG



206ESSPKPLG2



205ESSPKPLG3

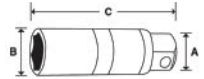


- Read and follow safety messages in the instructions.
- Do not use chrome or industrial finish hand tools with power drivers or impact drivers.
- ‡These products can expose you to chemicals which are known to the state of California to cause cancer and reproductive harm. See pages P1–P2 for details.
- Read Safety Precautions on pages W1–W4



FLANK DRIVE® SPARK PLUG SOCKETS



S9710KC



Ball Joint Swivel

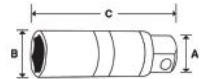
		A	C	Rubber Insert
5/8	S9710KC	3/8	3-25/32	S9706KARI
13/16	S9709KB	3/8	3-25/32	S9705A2






S9706KMAG



S9716KLMAGA



Magnetic

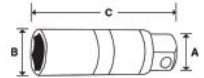
			A	B	C
9/16"	S9716KLMAGA	—	5/8	25/32	5-7/8
5/8"	S9706KMAG	—	11/16	27/32	2-27/32
13/16"	S9704KMAG	—	7/8	1-1/16	2-11/16
14 mm	S9714MKMAGA	—	5/8	19.55	56.38
14 mm	—	S9714MKDMGA	5/8	18.03	66.04






S9704KFUA



S9716KFUA



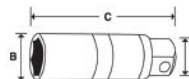
Universal

			A	B	C	Rubber Insert
9/16"	S9716KFUA	—	3/8	3/4	2-15/16	S9714MK-2
5/8"	S9706KFUAMAG	—	3/8	27/32	3-3/4	—
5/8"	S9706KFUA	—	3/8	5/8	3-23/32	S9706KARI
13/16"	S9704KFUA	—	3/8	13/16	3-9/16	S9705A2
14 mm	S9714MKFUA	—	3/8	25/32	3-1/8	S9714MK-2
14 mm	—	S9714MKDFUA	3/8	25/32	3-1/8	—

FLANK DRIVE® SPARK PLUG SOCKETS

Retention

- Patented tapered hex design securely retains spark plug in socket without rubber insert or magnet
- Patented diamond wedge design with six wedges equally aligns the plug in the center to avoid damage to the porcelain (US Patent #6,626,067)
- Spark plug is easily disengaged by applying gentle side pressure
- Spark plug extends through the socket for access in tight quarters
- Side through hole for secure extension retention for coil on plug applications
- Snap-on® sockets using the Flank Drive® wrenching system grip the fastener on the flanks/flats which deliver 15–25% more turning power
- Manufactured from the highest quality proprietary steel, providing optimum strength and durability
- Nickel-chrome plating helps protect against corrosion and makes it easy to wipe clean
- Spark plug socket is cold-formed for extended tool life
- Knurled surface for finger tightening/removal
- External hex on standard models for restricted-access applications



S9716KR



S9704KR

#	6	A	B	C
9/16"	S9716KR	5/8	25/32	2-3/8
5/8"	S9706KRFUA	N/A	27/32	3-3/4
5/8"	S9706KRA	11/16	27/32	2-7/8
13/16"	S9704KR	7/8	1-1/16	2-27/32
14 mm	S9714MKR	16	19.6	60.3

ANSI B107.34M

S9716KR 3/8" Drive 6-Point SAE 9/16" Flank Drive® Standard Retention Spark Plug Socket

- Applications include 4.6 L, 3-valve engine 2005 Ford® Mustang® and 5.4 L V8, 3-valve engine Ford® 2004 F-150®

S9714MKR 3/8" Drive 6-Point Metric 14 mm Flank Drive® Retention Spark Plug Socket

- Applications include 14 mm spark plugs used in Nissan® 1.8 L Versa® and 2.0 L Sentra®, Mercedes® and BMW® vehicles

S9704KR 3/8" Drive 6-Point SAE 13/16" Flank Drive® Standard Retention Spark Plug Socket

- Applications include the removal and installation of 13/16" spark plugs

S9706KRA 3/8" Drive 6-Point SAE 5/8" Flank Drive® Standard Retention Spark Plug Socket

- Applications include 4.7 L engines used on Jeep® Commander® and Grand Cherokee®, RAM®, Durango® and Dakota® plus Chrysler® Aspen® vehicles, plus general applications on autos, light trucks, motorcycles and power equipment

S9706KRFUA 3/8" Drive 6-Point SAE 5/8" Flank Drive® Universal Retention Spark Plug Socket

- Applications include 4.7 L engines used on Jeep® Commander and Grand Cherokee®, RAM®, Durango® and Dakota® plus Chrysler® Aspen® vehicles, plus general applications on autos, light trucks, motorcycles and power equipment



S9723



S9704RHS



S9724RHS



OGS1528

Special Application

- Spark plug extends through the socket for access in tight quarters
- Patented tapered hex design securely retains the spark plug in the socket without a rubber insert or magnet
- Patented diamond wedge design with six wedges equally aligns the spark plug in the center to avoid damage to the porcelain
- Spark plug is easily disengaged from the socket by applying gentle side pressure to break the contact
- 5/8" offset spark plug socket for limited-access situations
- Side through-hole for secure extension retention
- Snap-on® sockets using the Flank Drive® wrenching system grip the fastener on the flanks/flats, delivering 15–25% more turning power
- Nickel-chrome plating helps protect against corrosion and makes it easy to wipe clean
- Spark plug socket is cold formed for extended tool life

S9723 3/8" Drive 12-Point SAE 5/8" Flank Drive® Offset Spark Plug Socket

- Knurled surface for finger tightening and removal

S9704RHS 3/8" Drive 6-Point SAE 13/16" Flank Drive® Low-Profile Spark Plug Socket

- Low-profile socket easily reaches spark plugs without interference from custom exhausts or chassis
- Knurled surface for finger tightening and removal

S9724RHS 3/8" Drive 6-Point SAE 5/8" Flank Drive® Low-Profile Spark Plug Socket

- Low-profile socket easily reaches spark plugs without interference from custom exhausts or chassis

OGS1528 1/2" Drive 6-Point SAE 7/8" Spark Plug Socket

- Retaining ring holds the spark plug in the socket to aid in removal and installation
- Used for removing and installing spark plugs on large Waukesha® Engine Generators



• Read and follow safety messages in the instructions.

• Do not use chrome or industrial finish hand tools with power drivers or impact drivers.

• Read Safety Precautions on pages W1–W4

FLANK DRIVE® SPARK PLUG SOCKETS




S9718KA

Standard, inches

		A	B	C	Rubber Insert
9/16"	S9716KA	5/8	23/32	2-1/8	S9714MK-2
5/8"	S9706KA	3/8	27/32	2-27/32	S9706KARI
3/4"	S9718KA	3/8	31/32	2-13/32	S9705A2
13/16"	S9704KA	3/8	7/8	2-3/4	S9705A2
7/8"	S6106KA*	3/8	7/8	3-13/64	S6106-2R

*Designed for aircraft applications.

ASME®/ANSI® B107.34M



S9714MKS

S9714MKDEU

Standard, mm

			A	B	C	Rubber Insert
14	S9714MKS	—	16.0	19.6	66.0	S9714MK-2
14	S9714MKL	—	16.0	19.6	149.2	S9714MK-2
14	—	S9714MKDL	16.0	19.6	149.2	S9714MK-2
14	—	S9714MK	16.0	19.6	66.0	S9714MK-2
16	—	S9716MKDL	5/8	20.4	101.6	S9706KARI
18	S9711KA	—	11/16	24.3	66.9	S9706KARI
14	—	S9714MKDEU	16.0	19.6	66.0	—

ANSI® B107.34M



S9720KA

Extra-Deep, inches

		A	B	C	Rubber Insert
9/16	S9716KL	3/8	25/32	5-7/8	S9714MK-2
5/8	S9720KA	3/8	—	5-31/32	S9706KARI
13/16	S9719KA	3/8	—	5-7/8	S9719-2A

SPARK PLUG SOCKETS (Blue-Point®)



BLPSPS381316

BLPSPS3858

Spark Plug, Inches, Chrome (Blue-Point®)

		Length, inches
13/16	BLPSPS381316	2-1/4
5/8	BLPSPS3858	2-9/16

THREAD RESTORING: RETHREADING TAPS AND DIES



RTD48

RTD48[‡] 48 pc Master Rethreading Tap and Die Set

- Includes taps and dies, plus thread restorer files
- Repairs or renews damaged threads using a socket or wrench (not for hardened threads or cutting the threads)
- Includes storage case



TRC3

TRC3[‡] 18 pc Coarse US Rethreading Tap Set (Blue-Point®)

- Includes (6) NC taps and (12) NC dies
- Silver zinc finish



TRF3

TRF3[‡] 18 pc Fine US Rethreading Tap Set (Blue-Point®)

- Includes (6) NF taps and (12) NF dies
- Black phosphate finish



RTD15M

RTD15M[‡] 14 pc Metric Tap and Die Set (Blue-Point®)

- Includes (7) metric dies and (7) metric taps
- Gold zinc finish

WSK12-1[‡] M14 x 2.00 Stud Installer (Blue-Point®)

WSK12-PB Plastic Box (Blue-Point®)

WSK755-2[‡] M14 x 1.50 Socket (Blue-Point®)

WSK755-3[‡] 1/2"-20 Socket (Blue-Point®)







WSK755-5[‡] Washer (Blue-Point®)

WSK755-6[‡] Spacer (Blue-Point®)

WSK938-3[‡] M12 x 1.25 Socket (Blue-Point®)

WSK938-4[‡] M12 x 1.50 Socket (Blue-Point®)

Rethreading Tap and Die Set Components

Type	Size, inches	Stock No.	Set Contains:				
			RTD48 [‡]	TRC3 [‡]	TRF3 [‡]	RTD15M [‡]	
NC Rethreading Taps 	1/4-20	TRT2520A [‡]	•	•			
	5/16-18	TRT3118A [‡]	•	•			
	3/8-16	TRT3716A [‡]	•	•			
	7/16-14	TRT4314A [‡]	•	•			
	1/2-13	TRT5013A [‡]	•	•			
	9/16-12	TRT5612A [‡]	•	•			
NF Rethreading Taps 	1/4-28	TRT2528A [‡]	•		•		
	5/16-24	TRT3124A [‡]	•		•		
	3/8-24	TRT3724A [‡]	•		•		
	7/16-20	TRT4320A [‡]	•		•		
	1/2-20	TRT5020A [‡]	•		•		
	9/16-18	TRT5618A [‡]	•		•		
Metric Rethreading Taps 	(M6 x 1)	TRT51 [‡]	•			•	
	(M8 x 1.25)	TRT53 [‡]	•			•	
	(M10 x 1.25)	TRM1025-2 [‡]	•			•	
	(M10 x 1.5)	TRT54 [‡]	•			•	
	(M12 x 1.75)	TRT55 [‡]	•			•	
	(M12 x 1.5)	TRT56 [‡]	•			•	
	(M12 x 1.25)	TRT57 [‡]	•			•	
	(M10 x 1.00)	TRT101 [‡]	•				
	(M11 x 1.50)	TRT11150 [‡]	•				
	(M14 x 1.50)	TRT14150 [‡]	•				
	(M20 x 1.5)	S6201					
	NC Rethreading Dies 	1/4-20	TR2520A [‡]	•	•		
5/16-18		TR3118A [‡]	•	•			
3/8-16		TR3716A [‡]	•	•			
7/16-14		TR4314A [‡]	•	•			
1/2-13		TR5013A [‡]	•	•			
9/16-12		TR5612A [‡]	•	•			
5/8-11		TR6211A [‡]	•	•			
3/4-10		TR7510A [‡]		•			
7/8-9		TR8759A [‡]		•			
1-8		TR10008A [‡]		•			
1-1/8-7		TR11257A [‡]		•			
1-1/4-7		TR12507A [‡]		•			
NF Rethreading Dies 		1/4-28	TR2528B [‡]	•			•
		5/16-24	TR3124B [‡]	•			•
	3/8-24	TR3724B [‡]	•			•	
	7/16-20	TR4320B [‡]	•			•	
	1/2-20	TR5020B [‡]	•			•	
	9/16-18	TR5618B [‡]	•			•	
	5/8-18	TR6218B [‡]	•			•	
	3/4-16	TR7516A [‡]				•	
	7/8-14	TR8714A [‡]				•	
	1-14	TR10014A [‡]				•	
	1-1/8-12	TR11212A [‡]				•	
	1-1/4-12	TR12512A [‡]				•	
Metric Rethreading Dies 	(M6 x 1)	TDM51B [‡]	•			•	
	(M8 x 1.25)	TDM53B [‡]	•			•	
	(M10 x 1.25)	TRM1025-1 [‡]	•			•	
	(M10 x 1.5)	TDM54B [‡]	•			•	
	(M12 x 1.75)	TDM55B [‡]	•			•	
	(M12 x 1.5)	TDM56B [‡]	•			•	
	(M12 x 1.25)	TDM57B [‡]	•			•	
	(M10 x 1.00)	TR101 [‡]	•				
	(M11 x 1.50)	TR11150 [‡]	•				
	(M14 x 1.50)	TR14150 [‡]	•				
	(M14 x 2)	TR14200					



- Do not use chrome or industrial finish hand tools with power drivers or impact drivers.
- Rethreading taps and dies renew existing threads; do not use for cutting new threads or on hardened steel.
- ‡ These products can expose you to chemicals which are known to the state of California to cause cancer and reproductive harm. See pages P1-P2 for details.
- Read Safety Precautions on pages W1-W4

THREAD RESTORING: FILES AND THREAD CHASERS



TFTFM932A

Thread Restoring Files

TFTFM932A 3 pc Thread Restoration File Set (Blue-Point®)

- Includes (3) commonly needed files
- Files feature a black industrial finish and comfortable vinyl handles
- Files service a range of 9–32 threads per inch and 0.75–3 mm pitches
- Includes vinyl storage bag

TF1124B[†] Thread Restorer File (Blue-Point®)


- 11, 12, 13, 14, 16, 18, 20 and 24 threads per inch

TF1127B[†] Thread Restorer File (Blue-Point®)

- 9, 10, 12, 16, 20, 27, 28 and 32 threads per inch

TFM7530B[†] Thread Restorer File (Blue-Point®)

- For any diameter right- or left-hand threads
- Removable vinyl handle
- Eight pitches: .75, 1, 1.25, 1.5, 1.75, 2, 2.5 and 3 mm



TR30SAE

Thread Chaser Sets

- Use to return damaged internal and external threads to almost original condition with quick change die
- All components made from a durable, high-grade alloy
- Chrome-plated tools and hardened, manganese phosphate dies
- Features a limited lifetime warranty

TR40MSET[†] Internal/External Combination Metric/SAE Thread Chaser Kit (Blue-Point®)

- Metric internal and external thread chaser dies: 0.75, 1, 1.25, 1.5, 2.5, 3, 3.5, 4, 8RD and 10RD
- SAE internal and external thread chasers die sizes: 4, 5, 6, 7, 8, 9, 10, 11, 11-1/2, 12, 13, 14, 16, 18, 20 and 24"

Metric Thread Chaser Sets (Blue-Point®)

TR30MET[†] Internal/External Metric Thread Chaser Kit (Blue-Point®)

- Metric internal and external thread chaser dies: 0.75, 1, 1.25, 1.5, 2.5, 3, 3.5 and 4 mm; 8RD and 10RD

TR30MET-1 Internal Thread Chaser Tool (Blue-Point®)

TR30MET-2 External Thread Chaser Tool (Blue-Point®)

TR30MET-3 V-Pad (Blue-Point®)

TR30MET-4 Internal Metric .75 mm/1 mm Die (Blue-Point®)

TR30MET-5 Internal Metric 1.25 mm/1.5 mm Die (Blue-Point®)

TR30MET-6 Internal Metric 1.75 mm/2 mm Die (Blue-Point®)

TR30MET-7 Internal Metric 2.5 mm/3 mm Die (Blue-Point®)

TR30MET-8 Internal Metric 3.5 mm/4 mm Die (Blue-Point®)

TR30MET-9 Internal Metric 8R/10R Die (Blue-Point®)

TR30MET-11 External Metric 1.75 mm/2 mm/2.5 mm/3 mm Die (Blue-Point®)

TR30MET-10 External Metric .75 mm/1 mm/1.25 mm/1.5 mm Die (Blue-Point®)

TR30MET-12 External Metric 3.5 mm/4 mm/8R/10R Die (Blue-Point®)

US Thread Chaser Sets (Blue-Point®)

TR30SAE[†] Internal/External SAE Thread Chaser Kit (Blue-Point®)

- SAE internal and external thread chasers die sizes: 4, 5, 6, 7, 8, 9, 10, 11, 11-1/2, 12, 13, 14, 16, 18, 20 and 24"

TR30SAE-1 Internal Thread Chaser Tool (Blue-Point®)

TR30SAE-2 External Thread Chaser Tool (Blue-Point®)

TR30SAE-3 V-Pad (Blue-Point®)

TR30SAE-4 Internal SAE 4"/5" Die (Blue-Point®)

TR30SAE-9 Internal SAE 13"/14" Die (Blue-Point®)

TR30SAE-8 Internal SAE 11-1/2"/12" Die (Blue-Point®)

TR30SAE-7 Internal SAE 10"/11" Die (Blue-Point®)

TR30SAE-6 Internal SAE 8"/9" Die (Blue-Point®)

TR30SAE-5 Internal SAE 6"/7" Die (Blue-Point®)

TR30SAE-10 Internal SAE 16"/18" Die (Blue-Point®)

TR30SAE-11 Internal SAE 20"/24" Die (Blue-Point®)

TR30SAE-12 External SAE 4"/5"/6"/7" Die (Blue-Point®)

TR30SAE-13 External SAE 8"/9"/10"/11" Die (Blue-Point®)

TR30SAE-14 External SAE 11-1/2"/12"/13"/14" Die (Blue-Point®)

TR30SAE-15 External SAE 16"/18"/20"/24" Die (Blue-Point®)



RDNSL7

Diesel Exhaust Bung Rethreading Kit

RDNSL7[‡] 7 pc Diesel Exhaust Bung Rethreading Kit

- Unique design and geometry allows access to difficult to reach bungs
- Designed to reach the bottom thread even with inverted flare fittings
- Will cleanup most EGT sensor bungs allowing a new sensor to be installed without the need for exhaust component replacement
- Inverted cone design allows the tap to fully engage all threads unlike flat bottom rethreading taps
- Six different sizes and included drive adaptor will accommodate repair of most EGT sensors on cars, light, medium and heavy-duty trucks
- Square-to-hex adaptor allows use of 14 mm or 9/16" socket or wrench

RNDPKG1[‡] Pouch

RNDADP1[‡] Hex to Square Adaptor

RND1210[‡] M12 x 1.0 Rethreader

RND1215[‡] M12 x 1.5 Rethreader

RND12125[‡] M12 x 1.25 Rethreader

RND1415[‡] M14 x 1.5 Rethreader

RND14125[‡] M14 x 1.25 Rethreader

RND1615[‡] M16 x 1.5 Rethreader



RD20

Master Spindle Rethreading Set

Set Contains: RD20

Stock No.	Rethreading Die Size	
RD7-1 [‡]	M24 x 1.5	•
RD7-2 [‡]	M24 x 2	•
RD7-3 [‡]	M22 x 1	•
RD7-4 [‡]	M22 x 1.5	•
RD7-5 [‡]	M20 x 1.5	•
RD7-6 [‡]	3/4"-20	•
RD7-7 [‡]	13/16"-20	•
RD7-9 [‡]	M20 x 1.25	•
RD7-10 [‡]	3/4"-16 NF	•
RD7-11 [‡]	7/8"-14 NF	•
RD7-12 [‡]	1"-14 UNS	•
RD7-13 [‡]	11/16"-24 NF	•
RD7-14 [‡]	M25 x 1.5	•
RD7-15 [‡]	M27-2	•
RD7-16 [‡]	27/32"-20 NF	•
RD7-17 [‡]	M16-1	•
RD7-18 [‡]	M16-1.5	•
RD7-19 [‡]	M18-1.5	•
RD7-20 [‡]	M19-1.5	•
RD7-21 [‡]	M20-1	•

Includes storage case

RD20 20 pc Master Spindle Rethreading Set

- Repair and renew damaged threads on stub axles and spindles for most vehicles
- Dies are manufactured from high-tempered steel for strength and durability
- Each die size is embossed in the case directly below each die for easy identification and selection
- 6-point hex used with socket or wrench
- Application chart included



RD8

Spindle Rethreading Set

RD8[‡] 8 pc Spindle Rethreading Set

- For most imported or US front wheel drive vehicles

Set Contains: RD8[‡]

Stock No.	Rethreading Die Size	
RD7-1 [‡]	M24 x 1.5	•
RD7-2 [‡]	M24 x 2	•
RD7-3 [‡]	M22 x 1	•
RD7-4 [‡]	M22 x 1.5	•
RD7-5 [‡]	M20 x 1.5	•
RD7-6 [‡]	3/4"-20	•
RD7-7 [‡]	13/16"-20	•
RD7-9 [‡]	M20 x 1.25	•

Includes storage case



RD8LT

Light Truck Spindle Rethreading Set

RD8LT[‡] 8 pc Light Truck Spindle Rethreading Set (Blue-Point®)

- For use on 4WD front and rear axle housings, and medium- to heavy-duty 2WD trucks (rear axle)
- Restore axle housing and bearing/hub retention threads

Set Contains: RD8LT[‡]

Stock No.	Rethreading Die Size	Thread Size	
RD7-23 [‡]	2"-16	2"-16	•
RD7-25 [‡]	1-5/8"-16	1-5/8"-16	•
RD7-27 [‡]	Left Hand, 2"-16	Left Hand, 2"-16	•
RD7-28 [‡]	2-1/8"-16	2-1/8"-16	•
RD7-29 [‡]	2-1/4"-16	2-1/4"-16	•

Includes storage case



- Rethreading taps and dies renew existing threads; do not use for cutting new threads or on hardened steel.
- ‡ These products can expose you to chemicals which are known to the state of California to cause cancer and reproductive harm. See pages P1-P2 for details.
- Read Safety Precautions on pages W1-W4

THREADING: TAP AND DIE SOCKET SETS



TDM100A



TD10B



TD1040A

Tap and Die Accessories

TD10B 1" Double Hex Self-Centering Die Stock

TDM100A Metric Thread Pitch Gauge

- Measures Metric threads (3.0–.35 mm)

TD1040A SAE Thread Pitch Gauge

- Measures US or sharp V threads
- Includes 18 blades for the following thread sizes: 8, 9, 10, 11, 11-1/2, 12, 13, 14, 16, 18, 20, 24, 27, 28, 32, 36, 40 and 44 threads per inch



TDL8

1/4–3/8" Drive Tap Sockets

Stock No.	Square Drive, inches	Fits SAE Size Taps	Fits Metric Size Taps	Shank Dia., inches	Square Size, inches	Set Contains:	
						TDL8	
TDL8-1	1/4	#1, #2, #3, #4, #5, #6	M1.6, M1.8, M2, M2.2, M2.5, M3, M3.15, M3.5	.141	.110		•
TDL8-2	1/4	#8	M4	.168	.131		•
TDL8-3	1/4	#10	M4.5, M5	.194	.152		•
TDL8-4	1/4	1/4"	M6, M6.3	.255	.191		•
TDL8-5	3/8	5/16", 7/16"	M7, M8	.323	.242		•
TDL8-6	3/8	3/8"	M10	.381	.286		•
TDL8-7	3/8	1/2"	M12, M12.5	.367	.275		•
TDL8-8	3/8	1/8" NPT	—	.437	.328		•

Set includes vinyl socket holder

TDL8 8 pc Tap Socket Set (Blue-Point®)

- Rubber o-rings hold taps securely in place
- For use with ratchets and handles
- Black industrial finish



TDL3



TDL5

1/2" Drive Tap Sockets

- Use in restricted areas where a T-handle won't easily fit
- Manufactured to M.C.T.I. Standards
- Black oxide coating for corrosion resistance

Stock No.	Square Drive, inches	Fits SAE Size Taps	Fits Metric Size Taps	Length, inches	Shank Dia., inches	Square Size, inches	Set Contains:	
							TDL3	TDL5
TDL31	1/2	5/8	16 mm	2-1/2	.480	.360	•	•
TDL32	1/2	11/16	18 mm	2-1/2	.542	.406	•	•
TDL33	1/2	3/4	—	2-1/2	.590	.442	•	•
TDL5-1 [‡]	1/2"	7/8"	22 mm	2.90	0.697	0.523		•
TDL5-2 [‡]	1/2"	1"	25 mm	2.90	0.8	0.6		•

Includes vinyl socket holder

TDL3 3 pc 1/2" Drive Tap Socket Set (Blue-Point®)

- Includes (3) tap sockets

TDL5[‡] 5 pc 1/2" Drive Tap Socket Set (Blue-Point®)

- Expanded range covers large taps from 5/8–1" (M16–M25)
- Rubber o-rings hold taps securely in place
- For use with ratchets and handles

PLUG TAPS AND DIES



DDS1



DDS20

3/8" Drive Die Socket

- For use with double hex-style dies
- Deep clearance for use on longer studs
- Retention ring in the socket prevents the die from falling out during positioning
- 3/8" square drive allows use in hard-to-reach places where a T-handle will not work

Stock No.	Square Drive, inches	Description	Overall Length, inches	Diameter, inches
DDS1	3/8	3/8" Drive 1" Double Hex Die Driver Socket	2-3/4	1-13/32
DDS20	3/8	3/8" Drive 5/8" Double Hex Die Driver Socket	2-3/8	15/16

EXDMS48A 48 pc Master Extractor Set

- Quickly and easily extract the toughest screws from 3/32–15/16" screw sizes (including metric sizes)
- Includes (16) left-hand mechanic's-length cobalt drill bits, (13) multispline screw extractors (1/8–1/2"), (6) spiral flute screw extractors plus, (13) hex head fastener extractors (1/4–3/4")
- Hex head extractors feature left-hand spiral flutes for maximum gripping power
- External hex and square drive wrenching options for use with wrenches, impact wrenches and ratchet/socket combinations
- Includes storage case



EXDMS48A

Type	Stock No.	Set Contains:								
		EXD35A	EXDMS48A	EXD10A	EXDL10A	E1025	E1020	BEXD10A		
Right-Hand Drill Bits	CSE405B [‡]							•		
	DBCFS5/64A				•					
	DBCFS7/64A				•					
	DBCFS5/32A				•					
	DBCFS1/4A				•					
	DBCFS19/64A				•					
	DBF1/8C [‡]						•	•		
	DBF3/16C [‡]						•	•		
	DBF1/4C [‡]						•	•		
	DBF5/16C [‡]						•	•		
	DBF11/32C [‡]						•	•		
	DBF7/16C [‡]						•			
DBF1/2C [‡]						•				
Left-Hand Drill Bits	DBCL5/64C	•	•		•					
	DBCL7/64C	•	•		•					
	DBCL1/8C	•	•							
	DBCL5/32C	•	•		•					
	DBCL3/16C [‡]	•	•							
	DBCL7/32C	•	•							
	DBCL1/4C	•	•		•					
	DBCL9/32C [‡]	•	•							
	DBCL19/64C	•	•		•					
	DBCL5/16C [‡]	•	•							
	DBCL11/32C [‡]	•	•							
	DBCL3/8C [‡]	•	•							
	DBCL13/32C [‡]	•	•							
	DBCL7/16C [‡]	•	•							
DBCL15/32C [‡]	•	•								
DBCL1/2C [‡]	•	•								
Solid-Type Drill Guides	E921						•	•		
	E1021						•	•		
	E1121						•	•		
	E1221						•	•		
	E1321						•	•		
	E1421						•	•		
	E1521						•	•		
	E1621						•	•		
	E1721						•	•		
	E1821						•	•		
Straight Screw, Hex Nut Type	E1						•	•		
	E2						•	•		
	E3						•	•		
	E4						•	•		
	E5						•	•		
	E6						•			
	E7						•			
	E8						•			

Type	Stock No.	Set Contains:								
		EXD35A	EXDMS48A	EXD10A	EXDL10A	E1025	E1020	BEXD10A		
Pipe Plug Extractors	E80								•	
	E81								•	
	E82								•	
	E83								•	
	E84								•	
	E85								•	
Spiral Flute Screw Extractors	EX1A		•	•	•	•				
	EX2A		•	•	•	•				
	EX3A		•	•	•	•				
	EX4A		•	•	•	•				
	EX5A		•	•	•	•				
	EX6A		•	•						
Multispline Screw Extractors	REX104C		•	•						
	REX105C		•	•						
	REX106C		•	•						
	REX107C		•	•						
	REX108C		•	•						
	REX109C		•	•						
	REX110C		•	•						
	REX112C		•	•						
	REX113C		•	•						
	REX114C		•	•						
	REX115C		•	•						
	REX116C		•	•						
	Hex Head Fastener Extractors	BEX081A		•						
BEX101A			•							
BEX121A			•							
BEX141A			•							
BEX161A			•							
BEX181A			•							
BEX201A			•							
BEX221A			•							
BEX241A			•							
BEXD081A										•
BEXD101A										•
BEXD121A										•
BEXD141A										•
BEXD161A										•
BEXD181A										•
BEXD201A										•
BEXD241A										•
BEXM101A			•							
BEXM121A			•							
BEXM131A			•							
BEXM171A			•							



- Do not use chrome or industrial finish hand tools with power drivers or impact drivers.
- ‡ These products can expose you to chemicals which are known to the state of California to cause cancer and reproductive harm. See pages P1–P2 for details.
- Read Safety Precautions on pages W1–W4

EXTRACTORS: EXTRACTOR TOOLS



EXDL10A



E1020



E1020

Combination Extractor Sets

EXD10A 10 pc Right Hand Cobalt Screw Extractor and Drill Bit Set

- Includes (5) right-hand, mechanic's-length cobalt drill bits (19/64, 1/4, 5/32, 5/64 and 7/64") and (5) spiral flute screw extractors (EX1A, EX2A, EX3A, EX4A, EX5A) in a metal index
- Made from special alloy steel for strength and long-lasting performance
- Features mechanics length, right-hand cobalt steel drill bits with 135° split points
- Shorter length maximizes rigidity and lessens chance of breakage
- Spiral tapered flute extractors provide superior broken fastener grip
- Popular size range from 5/64–19/64" (removes fasteners from 3/32–5/8")

EXDL10A 10 pc Left Hand Cobalt Screw Extractor and Drill Bit Set

- Includes (5) left-hand, mechanic's-length cobalt drill bits (19/64, 1/4, 5/32, 5/64 and 7/64") and (5) spiral flute screw extractors (EX1A, EX2A, EX3A, EX4A, EX5A) in a metal index
- Features mechanics length, left-hand cobalt steel drill bits with 135° split points

E1020 19 pc Extractor Set (Blue-Point®)

- Extract broken screws from 1/4–1/2" D
- Includes (5) right-hand drill bits (1/8, 3/16, 1/4, 5/16 and 11/32"), (9) solid-type drill guides (9/32–9/16" D) and (5) straight screw extractors, plus hex collars (#1–5) in a storage case

E1025 39 pc Extractor Set (Blue-Point®)

- Extract broken screws from 1/4–1" dia. and standard pipe sizes 1/8–1"
- Includes (8) right-hand drill bits, (10) solid-type drill guides, (1) sleeve spacer, (2) sleeve-type drill guides, (4) sleeve bushings, (8) straight screw extractors and (6) pipe plug extractors
- Includes a storage case



REX25C

Multispline Extractors

- Shoulder prevents the extractor from entering too deeply and expanding the screw

Set Contains:

REX25C
REX13C

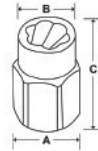
Stock No.	Drill Size, inches	Bolt Size, inches	Pipe Size, inches	Hex Size, inches	Mark	REX25C	REX13C
REX104C	1/8	1/4	—	3/8	A	•	•
REX105C	5/32	5/16	—	3/8	B	•	•
REX106C	3/16	3/8	—	3/8	C	•	•
REX107C	7/32	7/16	—	3/8	D	•	•
REX108C	1/4	1/2	1/8	3/8	E	•	•
REX109C	9/32	9/16	—	1/2	F	•	•
REX110C	5/16	5/8	—	1/2	G	•	•
REX111C	11/32	11/16	1/4	1/2	H	•	•
REX112C	3/8	3/4	—	1/2	I	•	•
REX113C	13/32	13/16	—	1/2	J	•	•
REX114C	7/16	7/8	—	5/8	K	•	•
REX115C	15/32	15/16	3/8	5/8	L	•	•
REX116C	1/2	1	—	5/8	M	•	•
REX117C	17/32	1-1/16	—	3/4	N	•	•
REX118C	9/16	1-1/8	—	3/4	O	•	•
REX119C	19/32	1-3/16	—	3/4	P	•	•
REX120C	5/8	1-1/4	1/2	3/4	Q	•	•
REX121C	21/32	1-5/16	—	7/8	R	•	•
REX122C	11/16	1-3/8	—	7/8	S	•	•
REX123C	23/32	1-7/16	—	7/8	T	•	•
REX124C	3/4	1-1/2	—	7/8	U	•	•
REX125C	25/32	1-9/16	3/4	1	V	•	•
REX126C	13/16	1-5/8	—	1	W	•	•
REX127C	27/32	1-11/16	—	1	X	•	•
REX128C	7/8	1-3/4	—	1	Y	•	•

REX25C 25 pc Multispline Screw Extractor Set

- Made from special alloy steel for strength and long-lasting thread life
- Left-hand threads provide superior gripping power for removing damaged bolts, studs and screws

- Compact design for use in tight applications
- Designed for use with wrenches, ratchets and pliers
- Markings are stamped for easy identification
- Includes convenient storage tray
- Made in USA

EXTRACTORS: EXTRACTOR TOOLS



Hex Head Fastener Extractors

- Used on most popular hex head fasteners from 1/4–1" (8–24 mm)
- Sockets feature left-hand spiral flutes for maximum gripping power
- Manufactured from alloy steel for strength and lasting performance
- External hex and square drive wrenching options for use with wrenches, impact wrenches and ratchet/socket combinations

Set Contains:

BEX13B
BEX5C

Stock No.	Square Drive, inches	Size, inches (mm)	A	B	C	
BEX081A	3/8	1/4 (6)	5/8 (15.9)	3/8 (9.5)	1-1/16 (27)	•
BEX101A	3/8	5/16 (8)	5/8 (15.9)	7/16 (11.1)	1-1/16 (27)	•
BEX121A	3/8	3/8 (10)	5/8 (15.9)	9/16 (14.3)	1-1/16 (27)	•
BEX141A	3/8	7/16 (11)	3/4 (19.1)	5/8 (15.9)	1-1/16 (27)	•
BEX161A	3/8	1/2 (12)	3/4 (19.1)	23/32 (17.9)	1-1/16 (27)	•
BEX181A	3/8	9/16 (14)	7/8 (22.2)	25/32 (19.4)	1-1/16 (27)	•
BEX201A	3/8	5/8 (16)	7/8 (22.2)	7/8 (21.8)	1-1/16 (27)	•
BEX221A	3/8	11/16 (17)	1 (25.4)	15/16 (24.2)	1-1/16 (27)	•
BEX241A	3/8	3/4 (19)	1-1/16 (27)	1-1/32 (26.2)	1-1/16 (27)	•
BEXM101A	3/8	N/A (10)	3/4 (19.1)	5/8 (15.5)	1-1/16 (27)	•
BEXM121A	3/8	N/A (12)	3/4 (19.1)	23/32 (17.5)	1-1/16 (27)	•
BEXM131A	3/8	N/A (13)	3/4 (19.1)	23/32 (18.5)	1-1/16 (27)	•
BEXM171A	3/8	N/A (17)	1 (25.4)	29/32 (23.0)	1-1/16 (27)	•
BEXW241A	1/2	3/4 (19)	1-1/4 (31.8)	1-1/8 (28.6)	1-3/4 (45)	•
BEXW261A	1/2	13/16 (21)	1-3/8 (34.9)	1-3/16 (30.2)	1-3/4 (45)	•
BEXW281A	1/2	7/8 (22)	1-7/16 (36.5)	1-1/4 (31.8)	1-3/4 (45)	•
BEXW301A	1/2	15/16 (24)	1-7/16 (36.5)	1-5/16 (33.3)	1-3/4 (45)	•
BEXW321A	1/2	1 (25)	1-7/16 (36.5)	1-3/8 (34.9)	1-3/4 (45)	•

Includes storage tray

BEXD Deep Well Extractors

- External hex and 3/8" square drive wrenching options for use with wrenches, impact wrenches and ratchet/socket combinations
- Deep well design fits over exposed studs and reaches recessed fasteners
- Reverse spiral flutes bite into stubborn fasteners, both fractional and metric, with maximum gripping power
- Reduced profile head enables use in confined spaces

Set Contains:

BEXD10A



Stock No.	Square Drive, inches	Size, inches (mm)	Length, inches	
BEXD081A	3/8	1/4 (6)	2-7/16	•
BEXD101A	3/8	5/16 (8)	2-7/16	•
BEXD121A	3/8	3/8 (10)	2-7/16	•
BEXD141A	3/8	7/16 (11)	2-7/16	•
BEXD161A	3/8	1/2 (12)	2-7/16	•
BEXD181A	3/8	9/16 (14)	2-7/16	•
BEXD201A	3/8	5/8 (16)	2-7/16	•
BEXD241A	3/8	3/4 (19)	2-7/16	•
BEXDM101A	3/8	N/A (10)	2-7/16	•
BEXDM131A	3/8	N/A (13)	2-7/16	•

Includes storage tray



- Do not use chrome or industrial finish hand tools with power drivers or impact drivers.
- Read Safety Precautions on pages W1–W4

GENERAL HAND TOOLS

EXTRACTORS: EXTRACTOR TOOLS

Solid-Type Drill Guides

- Used for centering drills at a depth not exceeding 1"



E921

Stock No.	Outside Dia., inches	For Drill Size, inches	Length, inches
E921	9/32	1/8	1-3/16
E1021	5/16	1/8	1-3/16
E1121	11/32	1/8	1-3/16
E1221	3/8	1/8	1-3/16
E1321	13/32	3/16	1-3/16
E1421	7/16	3/16	1-3/16
E1521	15/32	3/16	1-3/16
E1621	1/2	3/16	1-3/16
E1721	17/32	1/4	1-3/16
E1821	9/16	1/4	1-3/16



SR40K

Tapered Bit Extractors

- Tapered ends have left hand threads to bite deep into drilled studs
- Square shafts for use with wrench

Set Contains:

SR40K

Stock No.	Description	
SR4A	1/8" Tapered Bit Extractor	•
SR10A	9/64" Tapered Bit Extractor	•
SR14	7/32" Tapered Bit Extractor	•
SR20	5/16" Tapered Bit Extractor	•

Includes kit bag

EXTRACTORS: STUD REMOVERS



CSE405B



E80

Right-Hand Fractional Drill Bits

- Use right-hand drill bits to make a hole in the broken screw before the extractor is inserted


Stock No.	Size, inches	Flute Length, inches	Overall Length, inches
CSE405B [†]	5/8	3	6
DBF1/8C [‡]	1/8	1-3/8	3
DBF3/16C [‡]	3/16	2	3-1/2
DBF1/4C [‡]	1/4	2-1/2	4
DBF5/16C [‡]	5/16	2-5/8	4-1/2
DBF11/32C [‡]	11/32	2-3/4	4-1/2
DBF7/16C [‡]	7/16	1-7/8	4-1/4
DBF1/2C [‡]	1/2	2-1/4	4-3/4

Pipe Plug Extractors

Stock No.	For Screw Dia. or Std. Pipe, inches	Drill Size, inches	Length, inches
E80	1/8	17/64	2-1/4
E81	1/4	3/8	2-1/2
E82	3/8	1/2	2-3/4
E83	5/8	5/8	3
E84	3/4	13/16	3-1/4
E85	1	1-1/16	3-1/2



EX1A



E1



E6

Spiral Flute Screw Extractors

- Designed to remove broken studs, bolts, socket screws and fittings
- Aggressive left-hand spiral design for extra gripping power

Stock No.	Use Drill Size, inches	Removes Bolts and Screws
EX1A	5/64	3/32–5/32", 2.5–4 mm, #3–#6
EX2A	7/64	5/32–7/32", 4–6 mm, #6–#12
EX3A	5/32	7/32–9/32", 6–8 mm, #12
EX4A	1/4	9/32–3/8", 1/8" NPT, 1/8" BSP, 8–10 mm
EX5A	19/64	3/8–5/8", 1/4" NPT, 1/4" BSP, 10–16 mm
EX6A	13/32	5/8–7/8", 3/8" NPT, 3/8" BSP, 16–22 mm

Straight Screw Extractors

	Stock No.	For Screw Dia. or Std. Pipe, inches	Drill Size, inches	Length, inches
Straight Screw, Hex Nut Type	E1	1/4	1/8	2-5/16
	E2	5/16	3/16	2-3/4
	E3	3/8	1/4	3-1/16
	E4	7/16	5/16	3-5/16
	E5	1/2	11/32	3-3/4
	E6	1/2	7/16	4-1/8
	E7	3/4	1/2	4-1/2
	E8	1	1/2	4-5/8

Extractor Set

YA769 Extractor Set (Blue-Point®)

- Extract broken screws from 1/4–1/2" dia
- Drill/extract with one tool
- Left-hand drill bit
- For use in 3/8" drive reversible drill

Set Contains:

YA769

Stock No.	Drilling Speed, RPM	Extractor Size, SAE	Extractor Size, Metric	RPM	
YA769-1	700–800	1/4	M6	350	•
YA769-2	650–750	5/16	M8	470	•
YA769-3	600–700	3/8	M10	350	•
YA769-4	475–575	1/2	M12	350	•

Set includes storage case.



YA769

YA2019 Screw Remover Set (Blue-Point®)

- Use to remove damaged PHILLIPS®, TORX®, Pozidriv®, slotted, internal hex, Tri-Wing®, Frearson and most tamper-resistant screws and fasteners
- Tool bites into the damaged fastener in reverse direction, allowing user to easily remove damaged screws
- For use with a variable-speed reversing drill or 1/4" hex bit screwdriver

YA2020 Screw Extractor Set (Blue-Point®)

- Easily extracts #6–#14 damaged screws from wood, metal or plastic
- Remove hex, TORX®, PHILLIPS®, slotted or square head screws
- Use with 1/4" quick disconnect or 1/4" hex hand or power tool
- Works with a variety of screw materials

Set Contains:

YA2019

Stock No.	Extractor Size, Bolt Size	
YA2019-1	#6, #8	•
YA2019-2	#8, #10	•
YA2019-3	#10, #12	•

Set includes storage case.



YA2019



†These products can expose you to chemicals which are known to the state of California to cause cancer and reproductive harm. See pages P1–P2 for details.

• Read Safety Precautions on pages W1–W4

EXTRACTORS: STUD REMOVERS



YA789

YA789 Power Extractor Set (Blue-Point®)

- Easy to use—place the extractor end of the tool into the drill chuck, set for reverse and the hole can be drilled
- Insert the drill side into the chuck, exposing the extractor end and finish the job to remove the broken screw

Extractor Set

Stock No.	Extractor Size, Bolt Size	Extractor Size, SAE	Extractor Size, Metric	Set Contains:
YA789-1	—	#5, #6	M3	•
YA789-2	—	#8	M4	•
YA789-3	#10, #12	—	M5	•
YA789-4	—	1/4"	M6	•

Set includes storage case



A36A



A50A



LA54



LA55A

Cam- and Wedge-Type Stud Removers

A36A Stud Remover

- 1/2–3/4" capacity
- Knurled wheel grips the stud
- Driving shank extends through both sides of the housing for bearing surface on each side of the wheel
- Uses a 1/2" drive handle

A50A Stud Remover

- 7/16–1/2" capacity
- V-shaped rack grips the stud
- Grip releases when pressure is relieved
- Uses a 1/2" drive handle

A50-4B Optional Rack

- 5/16–3/8" capacity

A80A Stud Remover

- 1/4–1/2" capacity
- Jaws grip when pressure is applied
- Built-in ratchet action
- Needs only 1-1/4" clearance
- Use with 1/2" drive handle or 1" wrench

LA54 Stud Remover

- 1/4–5/8" capacity
- Smaller version of LA55A
- Requires a 1/2" drive handle
- Includes two wedge sizes: LA54-2A and LA54-3A

LA54-2A Wedge

LA54-3A Wedge

LA55A Stud Remover

- 9/16–1" capacity
- Grip is released by turning the tool in reverse direction
- Works on wedge principle
- Use with a 3/4" drive handle
- Includes two wedge sizes: LA55A2 and LA55A3

LA55A2 Wedge

LA55A3 Wedge

Stud Removers

- Tapered collets thread onto the stud, even if only a few threads are exposed
- Tightening the housing bolt draws the collet into the housing and clamps the collet onto the stud
- Tools reduce the chance of damage to stud threads
- Avoid bottoming or shouldering the studs, shearing or damaging the stud or workpiece

Stud Remover Set Components

Stock No.	Description	Set Contains:	
		CJ515B	CJM515B
CJ500-1	CJ500 Dowel Collet Housing	•	•
CJ500-3	1/4"-20 Taper Collet	•	
CJ500-4	1/4"-28 Taper Collet	•	
CJ500-5	5/16"-18 Taper Collet	•	
CJ500-6	5/16"-24 Taper Collet	•	
CJ500-7	3/8"-16 Taper Collet	•	
CJ500-8	3/8"-24 Taper Collet	•	
CJ500-9	7/16"-14 Taper Collet	•	
CJ500-10	7/16"-20 Taper Collet	•	
CJ500-11	1/2"-13 Taper Collet	•	
CJ500-12	1/2"-20 Taper Collet	•	
CJ500-13	9/16"-12 Taper Collet	•	
CJ500-14	9/16"-18 Taper Collet	•	
CJ500-15	5/8"-11 Taper Collet	•	
CJ500-16	5/8"-18 Taper Collet	•	
CJ500-17	Number 10-24 Taper Collet		
CJ500-18	Number 10-32 Taper Collet		
CJ500-30	M6-1.00 Taper Collet		•
CJ500-33	M7-1.00 Taper Collet		•
CJ500-36	M8-1.00 Taper Collet		•
CJ500-37	M8-1.25 Taper Collet		•
CJ500-39	M9-1.00 Taper Collet		•
CJ500-40	M9-1.25 Taper Collet		•
CJ500-42	M10-1.25 Taper Collet		•
CJ500-43	M10-1.50 Taper Collet		•
CJ500-48	M12-1.25 Taper Collet		•
CJ500-49	M12-1.50 Taper Collet		•
CJ500-54	M14-1.50 Taper Collet		•
CJ500-55	M14-2.00 Taper Collet		•
CJ500-60	M16-1.50 Taper Collet		•
CJ500-61	M16-2.00 Taper Collet		•
CJ500H1	3/8" Hex Collet		
CJ500H2	7/16" Hex Collet		
CJ500H4	9/16" Hex Collet		



CJ515B



CJM515B



CJ500-1



- Wear safety goggles (user and bystanders).
- For hand use only.
- Read Safety Precautions on pages W1-W4

EXTRACTORS: STUD REMOVERS



MSK16

Stud Removers

Set Contains: **MSK16**

Stock No.	Description	
MSK-0820N	Install Tool 1/4" x 20 TPI (Blue-Point®)	•
MSK-0820R	Remove Tool 1/4" x 20 TPI (Blue-Point®)	•
MSK-0828N	Install Tool 1/4" x 28 TPI (Blue-Point®)	•
MSK-0828R	Remove Tool 1/4" x 28 TPI (Blue-Point®)	•
MSK-1613N	Install Tool 1/2" x 13 TPI (Blue-Point®)	•
MSK-1613R	Remove Tool 1/2" x 13 TPI (Blue-Point®)	•
MSK-1620N	Install Tool 1/2" x 20 TPI (Blue-Point®)	•
MSK-1620R	Remove Tool 1/2" x 20 TPI (Blue-Point®)	•
MSK-1812N	Install Tool 9/16" x 12 TPI (Blue-Point®)	•
MSK-1812R	Remove Tool 9/16" x 12 TPI (Blue-Point®)	•
MSK-1818N	Install Tool 9/16" x 18 TPI (Blue-Point®)	•
MSK-1818R	Remove Tool 9/16" x 18 TPI (Blue-Point®)	•
MSK-2011N	Install Tool 5/8" x 11 TPI (Blue-Point®)	•
MSK-2011R	Remove Tool 5/8" x 11 TPI (Blue-Point®)	•
MSK-2018N	Install Tool 5/8" x 18 TPI (Blue-Point®)	•
MSK-2018R	Remove Tool 5/8" x 18 TPI (Blue-Point®)	•



MSKMA10

Stud Removers

Set Contains: **MSKMA10**

Stock No.	Description	
MSK-M12125N	M12 x 1.25 Install Tool	•
MSK-M12125R	M12 x 1.25 Remove Tool	•
MSK-M14125N	M14 x 1.25 Install Tool	•
MSK-M14125R	M14 x 1.25 Remove Tool	•
MSK-M1415N	M14 x 1.5 Install Tool	•
MSK-M1415R	M14 x 1.5 Remove Tool	•
MSK-M1620N	M16 x 2.0 Install Tool	•
MSK-M1620R	M16 x 2.0 Remove Tool	•
MSK-M8125N	Stud Installer	•
MSK-M8125R	Stud Remover	•



MSK10

Stud Removers

Set Contains: **MSK10**

Stock No.	Description	
MSK-1018N	Stud Installer	•
MSK-1018R	Stud Remover	•
MSK-1024N	Stud Installer	•
MSK-1024R	Stud Remover	•
MSK-1216N	Stud Installer	•
MSK-1216R	Stud Remover	•
MSK-1224N	Stud Installer	•
MSK-1224R	Stud Remover	•
MSK-1414N	Stud Installer	•
MSK-1414R	Stud Remover	•



MSKM10

Stud Removers

Set Contains: **MSKM10**

Stock No.	Description	
MSK-M610N	Stud Installer	•
MSK-M610R	Stud Remover	•
MSK-M1825N	M18 x 2.5 Install Tool	•
MSK-M1825R	M18 x 2.5 Remove Tool	•
MSK-M10125N	Stud Installer	•
MSK-M10125R	Stud Remover	•
MSK-M1015N	Stud Installer	•
MSK-M1015R	Stud Remover	•
MSK-M1215N	Stud Installer	•
MSK-M1215R	Stud Remover	•

Dowel Pin Puller Sets Components

Stock No.	Description	Set Contains:	
		CJ503	CJM503
CJ500-2	CJ500 Stud Collet Housing Assembly	•	•
CJ500-72	1/4" Dowel Pin Collet	•	
CJ500-73	5/16" Dowel Pin Collet	•	
CJ500-74	3/8" Dowel Pin Collet	•	
CJ500-75	7/16" Dowel Pin Collet	•	
CJ500-76	1/2" Dowel Pin Collet	•	
CJ500-77	9/16" Dowel Pin Collet	•	
CJ500-78	5/8" Dowel Pin Collet	•	
CJ500-79	M6 Dowel Pin Collet		•
CJ500-80	M8 Dowel Pin Collet		•
CJ500-81	M10 Dowel Pin Collet		•
CJ500-82	M12 Dowel Pin Collet		•
CJ500-83	M14 Dowel Pin Collet		•
CJ500-84	M16 Dowel Pin Collet		•



CJ500-2

Dowel Pin Puller Sets

- Collet geometry engineered to grip pins or studs nearly flush with the work surface
- Forwards/backwards compatible with corresponding CG series collets and housings
- Bright and clean nickel-chrome finish creates a corrosion resistant surface that withstands chemicals and solvents for prolonged tool life
- Manufactured from special alloy steel and treated for optimum strength and durability
- Closed cell cross-linked foam for superior performance and durability resists oils, solvents and fuels—easy to clean

CJM503 7 pc Metric Dowel Pin Puller Set

- Includes (6) metric collets 6–16 mm and (1) dowel pin collet housing in a foam organizer

CJ503 8 pc SAE Dowel Pin Puller Set

- Includes (7) SAE collets 1/4–5/8" and (1) dowel pin collet housing in a foam organizer



CJM503



CJ503



CJ500P1



CJ500H3



CJ500-20



CJ500-24

Pipe Nipple and Hex Bolt Collets

Stock No.	Description
CJ500P1	1/8" NPT Collet
CJ500P2	1/4" NPT Collet
CJ500P3	3/8" NPT Collet
CJ500H1	3/8" Hex
CJ500H2	7/16" Hex
CJ500H3	1/2" Hex Collet
CJ500H4	9/16" Hex

Serrated Collets

- Serrated gripping portions are used to remove unthreaded studs that cannot be removed with standard collets due to the lack of gripping surface
- Avoid bottoming or shouldering the studs to eliminate shearing or damaging the stud or workpiece

Stock No.	Description
CJ500-20	1/4" Serrated Collet
CJ500-21	5/16" Serrated Collet
CJ500-22	3/8" Serrated Collet
CJ500-23	7/16" Serrated Collet
CJ500-24	1/2" Serrated Collet

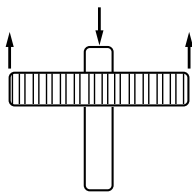


- Wear safety goggles (user and bystanders).
- For hand use only.
- Read Safety Precautions on pages W1–W4

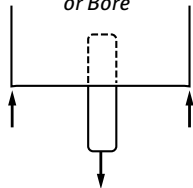
PULLERS

What type of puller do I want to use? What combination will work best?

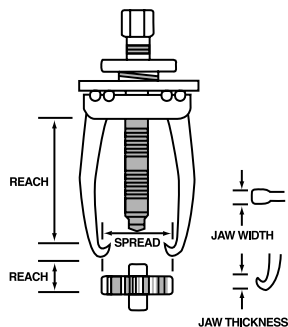
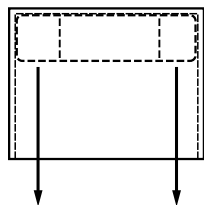
Removing a Gear, Bearing, Pulley, or Other Component from a Shaft



Pulling a Shaft Out of a Housing or Bore



Removing a Bearing or Bushing from a Blind Hole



Tools to Use

Jaw-Type Puller: Two- or three-jaw style, with three jaw being the best choice. Manual or hydraulic with outside jaw positions.

Push-Pull Puller: Use male or female adaptors to thread into tapped holes on the components.

Slide Hammer Puller: Used on light-duty applications. For use with attachments.

Bar-Type Puller with Bearing Separator: Bar type with side rods threaded into the bearing separator provides a “knife edge” to get behind the component or when there is not a good gripping edge.

Tools to Use

Push-Pull Puller: Use male or female adaptors.

Bar-Type Puller with Bearing Separator: Used when the housing lacks sufficient surface for puller side rods to bear against.

Slide Hammer Puller: Used on light-duty applications. For use with attachments.

Slide Hammer Puller: Use with male or female adaptors. See this section for a full listing of compatible adaptors.

Tools to Use

Jaw-Type Puller: For inside jaw positions (inside pulls), a manual or hydraulic jaw-type puller can be used with pressure screw or slide hammer variations.

Expanded Collet Puller: The inside diameter should range between 1/4 and 7". Pulling can be done with bridge, bar-type yokes or slide hammers.

Bearing Adaptors with Slide Hammer Puller: CJ127A, CJ128A and CJ137 bearing adaptors with a CJ97-3A slide hammer should be used in this application.

Bar-Type Puller with Bearing Separator: Bar type with side rods threaded into the bearing separator provides a “knife edge” to get behind the components or when there is not a good gripping edge.

Determine the “Reach” and “Spread” Needed

The puller’s reach must equal or exceed the same distance on the part. The puller’s spread is the width of the part.

Estimate the Puller Tonnage

Generally, if you already have the correct “reach” and “spread”, you will usually have the proper tonnage. If in doubt, use the next larger size.

General Rules for Choosing Pullers

Manual Pullers: Pressure screw should be at least half the diameter of the shaft on the pulling/pushing job.

Hydraulic Pullers: Maximum tonnage capacity (tons) should be 8 to 10 times the diameter (in inches) of the shaft to be pulled or pushed.

Snap-on® Puller Features

Anvil Head: Curved at the top and features a hex design. The curved head provides a striking surface to handle those tough pulling jobs while the hex allows the pressure screw to be easily turned with a standard hex wrench or a socket.

Spring-Loaded Locking Mechanism: Snap-on® pullers feature a unique spring tension locking mechanism that allows the puller jaws to easily lock onto the work surface for both “outside” and “inside” pulling applications.


Two-Position Yoke: Allows jaws to be easily reversed to accommodate inside or outside pulling situations. Interchangeable yokes accommodate two and three jaw setups. Yokes are heat treated for additional strength and safety.

One-Piece Jaw Construction: Provides a stronger, safer jaw. Most competitive puller jaws have holes drilled through them to allow for a bracket attachment. This hole significantly weakens the competitor’s puller jaws.

Forged Jaws: Resist breakage, prolong tool life and provide additional strength.

Replaceable Points: Center pulling power to prevent cocking. Provide less friction and minimum drag for easier turning of the pressure screw during the pulling process. If damage occurs, simply replace the point and not the entire pressure screw.

Curved Jaws: Provide positive grip on the work surface.



Light-Duty Pullers

Builds pullers

Up to 2-1/2 tons of pulling power 3" diameter capacity for outside pulls

- Easy to use: spring loaded locking mechanism allows the puller jaws to easily lock onto with work surface for both "Inside" and "Outside" pulling applications, reducing the puller slipping off the application—two-handed operation without the use of tools
- Interchangeability: reversible jaw design, two position yokes that accommodate multiple jaw lengths, and spring loaded mechanism allows quick changeover without the disassembly of the puller and without the need of nuts and bolts resulting in faster set-ups and fewer man-hours
- Strength and Durability: one-piece jaw construction that does not use pins or bolts, provides a stronger, safer jaw
- Power pressure screws have rolled threads and are heat-treated for strength and durability
- Forged jaws and yokes are heat-treated for max strength and durability

CJ240 13 pc Light Duty General Purpose Puller Set

• Set includes:

- (1) CJ243-3 3-Jaw Yoke; (1) CJ240-2 2-Jaw Yoke;
- (3) CJ240-3 2-1/2" Jaws; (3) CJ240-10 3-1/2" Jaws; (1) CJ243-5 Lock Plate; (1) CJ240-11 Pressure Screw; (1) CJ240-6 Spring and (1) CJ240-7 Adjustable Lock Nut



CJ240

CJ2400 27 pc Light Duty Manual Interchangeable Master Puller Set

• Set includes:

- (1) CJ240-11 Pressure Screw; (1) CJ240-3 2-Jaw Yoke; (1) CJ243 3-Jaw Yoke; (3) CJ240-3 2-1/2" Jaws; (1) CJ243-5 Lock Plate; (1) CJ240-6 Spring; (1) CJ240-7 Adjustable Lock Nut; (1) CJ93-1 Slide Screw; (1) CJ125-6 Slide Hammer; (1) CJ93-3-1A Jaw Holder; (2) A78-6D Jaw Pins; (2) A78-4 1-5/8" Jaws; (2) A78-3 2" Jaws; (1) CJ93-4 Double Hook; (1) CJ93-5 Hook; (1) CJ93-6B Body Dent Puller Adaptor; (1) CJ93-7 Stud Puller Adaptor 5/16"-24; (1) CJ93-8 Stud Puller Adaptor 3/8"-24 and (1) CJ107-1A Tapered Screw



CJ2400

CJ240HMRFR Light Duty General Purpose 2 lb Slide Hammer Set

- 2 lb knurled slide hammer provides maximum transfer force on the part to be removed
- Slide screw threads are standard and interchangeable with many Snap-on® puller yokes
- Slide screw has rolled threads instead of cut threads for optimum strength and durability
- Slide screw is heat-treated for optimum strength and durability
- Industrial finish helps protect against corrosion (slide screw)



CJ240HMRFR



WARNING



- Screen the puller application
- Inspect the puller; do not use damaged parts.
- Use the proper type and size of puller for the job.
- Read Safety Precautions on pages W1-W4

PULLERS: GENERAL PURPOSE INTERCHANGEABLE



CJ250



CJ250HMRFR

Medium-Duty Pullers

Builds pullers:

Medium-duty pullers deliver up to 7-1/2 tons of pulling power, 4-1/2" diameter capacity for outside pulls and from 3/4-8" diameter capacity for inside pulls. CJ652 and CJ250HYD Hydraulic Conversion Sets convert manual pullers to hydraulic power. The manual components of the indicated medium-duty pullers are included in the heavy-duty CJ2500 sets.

CJ250 13 pc Medium-Duty General Purpose Puller Set

- **Easy to use:** Spring loaded locking mechanism allows the puller jaws to easily lock onto work surface for both "inside" and "outside" pulling applications, preventing the puller from slipping off the application—two-handed operation without the use of tools
- **Interchangeability:** reversible jaw design, two-position yokes that accommodate multiple jaw lengths, spring loaded mechanism allows quick changeover without the disassembly of the puller and without the need of nuts and bolts resulting in faster set-ups and fewer man-hours
- **Strength and durability:** One-piece jaw construction that does not use pins or bolts, provides a stronger, safer jaw; power pressure screws are roll threaded and heat-treated for strength and durability; forged jaws and yokes are heat-treated for maximum strength and durability

CJ250HMRFR General Purpose 2-1/2 lb Slide Hammer Set

- 2-1/2 lb slide hammer provides maximum transfer force on the part to be removed
- Slide screw threads are standard and interchangeable with many Snap-on® puller yokes
- Slide screw has rolled threads instead of cut threads for optimum strength and durability
- Slide screw is heat-treated for optimum strength and durability
- Industrial finish helps protect against corrosion (slide screw)
- Ergonomic handle grip
- Male adaptor adds versatility to the pulling and pushing capabilities of general purpose and bar-type pullers

CJ652 6-Ton Hydraulic Pump and Ram Set

- Hydraulics allow for smooth controlled loading and unloading
- Provides an even application of force
- Does not require a screw to be turned, compensation for counter rotation not required (non-rotational)
- Hydraulic rams can be used in push or pull direction depending on orientation
- Reduced input effort resulting in easy operation for the user
- Interchangeable tips reduce damage on workpiece and are easily swapped out
- Second "grip" handle allows for use of pump while standing in addition to being able to be used on a table or tool box
- 6' hose allow technician to use hydraulic pullers on lift or in a remote location



CJ652

CJ250HYD 6-Ton Hydraulic Conversion Add-on

- Includes the 2-Jaw and 3-Jaw hydraulic yokes and hand wheel adaptor
- Add-on to the CJ652 to convert the CJ250 to Hydraulic
- Yokes have through hole for easy pass through of the hydraulic screw
- Chrome/nickel-alloy finish resists rust and corrosion



CJ250HYD

CJ250-A1310 A1310 Adaptor for CJ250

- Allows use of various drivers and adaptors with CJ250 jaw pullers, giving the technician the flexibility to interchange with tools they already own
- Adaptor assists in maintaining square alignment for ideal force application
- Allows technician to assemble their own specialized tool configuration to service difficult or uncommon jobs with ease
- Works with most Snap-on® 5/8"-18 pressure screws
- Works with A1310B and A1310SB bearing race and seal driver disks; A157, A257, A160M and A261M bushing driver disks and BJP1 cups utilizing the A1310SB-BJP1 adaptor



CJ250-A1310

PULLERS: GENERAL PURPOSE INTERCHANGEABLE

Heavy-Duty

Stock No.	Description	Maximum Spread, inches (mm) outside	Maximum Spread, inches (mm) inside	Jaw Configuration
CJ2500SB	43 pc Heavy Duty Manual Interchangeable Master Puller Set (with Tool Control Board, Wall Cabinet)	1-1/2-13-7/8 (38-352)	1-1/2-11-1/2 (38-292)	2 and 3 Jaw
CJ2500S	43 pc Heavy Duty Manual Interchangeable Master Puller Set (with Tool Control Board)	1-1/2-13-7/8 (38-352)	1-1/2-11-1/2 (38-292)	2 and 3 Jaw
CJ2500	Heavy-Duty Manual Interchangeable Master Puller Set	1-1/2-13-7/8 (38-352)	1-1/2-11-1/2 (38-292)	2 and 3 Jaw
CJ270	13 pc Heavy-Duty General Purpose Puller Set	10 (254)	2-1/2-7-1/2; 3-8 (63.5-190.5; 76-203)	2 and 3 Jaw



CJ270 13 pc Heavy-Duty General Purpose Puller Set

- **Easy to use:** Spring loaded locking mechanism allows the puller jaws to easily lock onto work surface for both “inside” and “outside” pulling applications, preventing the puller from slipping off the application—two-handed operation without the use of tools
- **Interchangeability:** reversible jaw design, two-position yokes that accommodate multiple jaw lengths, spring loaded mechanism allows quick changeover without the disassembly of the puller and without the need of nuts and bolts resulting in faster set-ups and fewer man-hours
- **Strength and durability:** one-piece jaw construction that does not use pins or bolts, provides a stronger, safer jaw; power pressure screws are roll threaded and heat-treated for strength and durability; forged jaws and yokes are heat-treated for maximum strength and durability

CJ270HMRFR Heavy-Duty General Purpose 3.8 lb Slide Hammer Set

- 3.8 lb slide hammer provides maximum transfer force on the part to be removed
- Slide screw threads are standard and interchangeable with many Snap-on® puller yokes
- Slide screw has rolled threads instead of cut threads for optimum strength and durability
- Slide screw is heat-treated for optimum strength and durability
- Industrial finish helps protect against corrosion (slide screw)
- Ergonomic handle grip

CJ1052 10-Ton Hydraulic Pump and Ram Set

- Hydraulics allow for smooth controlled loading and unloading
- Provides an even application of force
- Does not require a screw to be turned, compensation for counter rotation not required (non-rotational)
- Hydraulic rams can be used in push or pull direction depending on orientation
- Reduced input effort resulting in easy operation for the user
- Interchangeable tips reduce damage on workpiece and are easily swapped out
- Second “grip” handle allows for use of pump while standing in addition to being able to be used on a table or tool box
- 6’ hose allow technician to use hydraulic pullers on lift or in a remote location



CJ1052

CJ270HYD 10-Ton Hydraulic Conversion Add-on

- Includes the 2-Jaw and 3-Jaw hydraulic yokes and hand wheel adaptor
- Add-on to the CJ1052 to convert the CJ270 to Hydraulic
- Yokes have through hole for easy pass through of the hydraulic screw
- Chrome/nickel-alloy finish resists rust and corrosion



CJ270HYD

CJ270-A1310 A1310 Adaptor for CJ270

- Allows use of various drivers and adaptors with CJ270 jaw pullers, giving the technician the flexibility to interchange with tools they already own
- Adaptor assists in maintaining square alignment for ideal force application
- Allows technician to assemble their own specialized tool configuration to service difficult or uncommon jobs with ease
- Works with most Snap-on® 3/4"-16 pressure screws, which can be found in the CJ series jaw pullers and bar pullers
- Works with A1310B and A1310SB bearing race and seal driver disks; A157, A257, A160M and A261M bushing driver disks and BJP cups by utilizing the A1310SB-BJP1 adaptor



CJ270-A1310

CJ4-2GAKT 6- and 10-Ton Add-on Set

- Gauge makes it easy for user to know how much force they are applying to the work piece
- Use with CJ652 and CJ1052 Hydraulic Pump/Ram sets
- Calibrated in dual scale reading in psi and bar

- All pressure sensing parts sealed and dampened by glycerin for long life
- Includes safety blow-out disk and pressure equalizing membrane
- 45° angled gauge adaptor improves visibility of the gauge
- Slim and narrow design of the gauge adaptor
- Easy to fit in a broad range of systems
- Maximize controlled load movement



CJ4-2GAKT



- Screen the puller application.
- Inspect the puller; do not use damaged parts
- Use the proper type and size of puller for the job.
- Read Safety Precautions on pages W1-W4

PULLERS: GENERAL PURPOSE INTERCHANGEABLE



CJ2400



CJ2500



CJ2500S



CJ2500SB

Master Sets

- **Easy to use:** Spring loaded locking mechanism allows the puller jaws to easily lock onto work surface for both "inside" and "outside" pulling applications, preventing the puller from slipping off the application—two-handed operation without the use of tools
- **Interchangeability:** Reversible jaw design, two-position yokes that accommodate multiple jaw lengths, spring loaded mechanism allows quick changeover without the disassembly of the puller and without the need of nuts and bolts resulting in faster set-ups and fewer man-hours
- **Strength and Durability:** one-piece jaw construction that does not use pins or bolts provides a stronger, safer jaw; power pressure screws are roll threaded and heat-treated for strength and durability; forged jaws and yokes are heat-treated for maximum strength and durability

CJ2400 Light-Duty Manual Interchangeable Master Puller Set

- Set includes: (1) CJ240-11 Pressure Screw; (1) CJ240-3 2-Jaw Yoke; (1) CJ243 3-Jaw Yoke; (3) CJ240-3 2-1/2" Jaws; (1) CJ243-5 Lock Plate; (1) CJ240-6 Spring; (1) CJ240-7 Adjustable Lock Nut; (1) CJ93-1 Slide Screw; (1) CJ125-6 Slide Hammer; (1) CJ93-3-1A Jaw Holder; (2) A78-6D Jaw Pins; (2) A78-4 1-5/8" Jaws; (2) A78-3 2" Jaws; (1) CJ93-4 Double Hook; (1) CJ93-5 Hook; (1) CJ93-6B Body Dent Puller Adaptor; (1) CJ93-7 Stud Puller Adaptor 5/16"-24; (1) CJ93-8 Stud Puller Adaptor 3/8"-24 and (1) CJ107-1A Tapered Screw
- Interchangeability of components creates (36) puller configurations and works with other CJ pullers in the product line

CJ2500 Heavy-Duty Manual Interchangeable Master Puller Set

- Set includes: (1) CJ250-413 Pressure Screw and Point, (1) CJ250-5 Lock Plate, (1) CJ250-6 Spring, (1) CJ250-7 Adjusting Nut, (1) CJ250-9 2-1/2 lb Slide Hammer, (1) CJ253-2 3-Jaw Yoke, (3) CJ270-10 Long Jaws, (1) CJ270-1117 Pressure Screw and Point, (3) CJ270-12 15" Jaws, (1) CJ270-1317 Screw Adaptor and Point, (1) CJ270-1417 Slide Screw with Center Point, (1) CJ270-2 2-Jaw Yoke, (3) CJ270-3 5-1/2" Jaws, (3) CJ270-3S Special Grip Jaw Pullers, (1) CJ270-6 Spring, (1) CJ270-7 Adjustable Lock Nut, (1) CJ273-2 3-Jaw Yoke, (1) CJ273-5 Lock Plate, (1) CJ97-3A 3-3/4 lb Slide Hammer, (1) ME4A8 3/4" Lock Nut and (1) ME4A4 5/8"-18 Nut

CJ2500S Heavy-Duty Manual Interchangeable Master Puller Set (with Tool Control Board)

- Includes CJ2500 set, mounted on a VE113C tool control board
- Board has part number markings to help reorder used and damaged parts
- Contrasting colors provide visual control which reduces time searching for missing tools
- Tool control board for this set is VE113C

CJ2500SB Heavy-Duty Manual Interchangeable Master Puller Set (with Tool Control Board, Wall Cabinet)

- Includes CJ2500 set, mounted on a VE113C tool control board in a cabinet
- Board has part number markings to help reorder used and damaged parts
- Contrasting colors provide visual control which reduces time searching for missing tools
- Tool control board for this set is VE113C
- Wall cabinet is KRA276D

Bar-Type Interchangeable Pullers

Interchangeable bar-type pullers provide high-quality pulling equipment with the versatility needed to handle a wide variety of pulling functions. Standardized pressure screw threading, jaw retention and design mean that new components can be added to an existing puller to change its reach or spread in order to handle new or different applications. These Snap-on® bar-type pullers also feature:

- Replaceable pressure screw points help to keep the puller safely centered
- Multiposition yokes help keep the jaws properly aligned with the item being pulled
- Adjustable clamp bolts allow the jaws to be snugged up against the job for a safer, more convenient pull
- Spring ball pin retention securely holds the jaws while allowing for quick jaw changes



CJ83C

CJ83C Pulley and Gear Puller

- Ideal for servicing crankshaft pulleys, gears and timing gears on a wide range of gasoline and diesel engines, including Cummins® accessory drives and water pumps
- Includes (2) 3/8"-16 x 3", 5/16"-18 x 2-1/2" and M10-1.5 x 65 mm bolts
- Nominal capacity is 3-1/2 ton



CJ82B

CJ82B Pitman Arm Puller

- Handles many pitman arm applications and a wide variety of general pulling jobs
- Nominal capacity is 6 ton



CJ80A

CJ80A A/C Pulley Puller

- Excellent for the removal of alternator, generator, power steering and crankshaft pulleys, harmonic balancers and fiber timing gears
- Includes an extra pair of jaws for versatility
- Nominal capacity is 7-1/2 ton



CJ85A

CJ85A Truck Differential Side Bearing Puller

- Similar in appearance to CJ81D but bigger for handling truck applications
- Four centering plates are included
- Nominal capacity is 7-1/2 ton



CJ81D

CJ81D Differential Side Bearing Puller

- Narrow jaws slip into housing grooves in the back of the bearing and let the jaws seat and pull along with the inner race
- Jaws are locked onto the bearing by a clamp bolt
- Four centering plates are included
- Nominal capacity is 6 ton

CJ Series Major Components (see chart on next page)

Specifications	CJ80A	CJ85A	CJ82B	CJ83C	CJ81D
Nominal Capacity, tons	7.5	7.5	6	3.5	6
Maximum Reach, inches	D3: 1-5/8, D5: 1-3/8	1-3/4	2-1/4	Variable	1-5/8
Maximum Spread, inches	5	5-1/2	3-3/8	5	3-3/8
Pressure Screw Size, inches	3/4-16 x 3-1/2	3/4-16 x 4-1/4	3/4-16 x 4-1/4	3/4-16 x 3-1/2	3/4-16 x 4-1/4
Optional Jaws	D1, D2, D4	D1, D2, D3, D5	D1, D2, D4, D5	—	D1, D2, D4, D5
Optional Points	C2	C2	C2	C2	C2
Optional Pressure Screws	B1, B2	B1, B3	B1, B3	B1, B2	B1, B3
A Yoke	A3	A3	A4	A4	A4
B Pressure Screw	B3	B2	B2	B3	B2
C Point	C1	C1	C1	C1	C1
D Jaws (2)	D3, D5	D4	D3	—	D3
E Clamp Bolt	E3	E3	E4	—	E4
F Washers (2)	F1	F1	F1	F2, F3	F1
G Clamp Nuts (2)	G1	G1	G1	—	G1
H Jaw Pins (2)	H1	H1	H1	—	H1
J Adaptors	—	J2	—	—	J1
K Studs (2)	—	—	—	K1, K2, K3	—



- Screen the puller application.
- Inspect the puller; do not use damaged parts
- Use the proper type and size of puller for the job.
- Read Safety Precautions on pages W1-W4

PULLERS: BAR-TYPE INTERCHANGEABLE



CJ Interchangeable Pullers—Major Components

	Component	Key No.	Stock No.	Specific Dimensions		Set Contains:				
						CJ83C	CJ82B	CJ81D	CJ85A	CJ80A
A 	Yoke	A1	CJ100-1	Usable Range, inches	Pin Holes per Side					
	Yoke	A2	CJ118-1	10-1/2-16	4					
	Yoke	A3	CJ85-1	6-10-1/2	3					
	Yoke	A4	CJ86-1	3-6-1/2	3					•
B 	Pressure Screw	B1	CJ105-3	Thread x Length	Hex Size, inches					
	Pressure Screw	B2	CJ83-2	1-3/4-4-1/2	2	•	•	•		
	Pressure Screw	B3	CJ83-3	3/4-16 x 10-1/2	7/8				•	•
	Pressure Screw	B3	CJ83-3	3/4-16 x 6-11/16	7/8	•				•
C 	Point	C1	CJ66-15-3	Head Dia., inches	Point Type					
	Point	C2	CJ84-16	5/8	90° Outward	•	•	•	•	•
D 	Jaws (2 needed)	D1	CJ116-1	Maximum Reach, inches						
	Jaws (2 needed)	D2	CJ282-1	8-1/4	—					
	Jaws (2 needed)	D3	CJ81-2A	4-3/8	—					
	Jaws (2 needed)	D4	CJ85-2	1-3/8	—		•	•		•
	Jaws (2 needed)	D5	CJ87-1	1-3/4	—				•	•
E 	Clamp Bolts	E1	CJ100A2	Maximum Length, inches						
	Clamp Bolts	E2	CJ118-2A	18	—					
	Clamp Bolts	E3	CJ85-3A	11-1/2	—					
	Clamp Bolts	E4	CJ86-4A	7-1/2	—			•	•	
F 	Washer (2 needed)	F1	CJ85-4	Inside Dia., inches	Outside Dia., inches					
	Washer (1 needed)	F2	ME5A54	15/32	7/8			•	•	•
	Washer (1 needed)	F3	ME5A55	11/32	11/32	•				
G 	Clamp Nuts (2 Needed)	G1	ME4A33	Thread Size						
H 	Jaw Pins (2 needed)	H1	CJ105-11	Diameter, inches	Length, inches					
J 	Adaptors (Set of 4)	J1	CJ81B1A	Outside Dia., inches	Step Diameter, inches					
			CJ81B2A	1-1/2	1-1/8					•
			CJ81D1A	1-5/8	1-1/4					•
			CJ81D2A	1-3/4	1-1/8					•
	Adaptors (Set of 4)	J2	CJ85-5	1-11/32	15/16				•	
			CJ85-6	2	1-1/2					•
			CJ85-7	2-1/8	1-21/32					•
			CJ85-8	2-1/2	1-27/32					•
K 	Studs (2 needed)	K1	ME3A44	Thread x Length						
	Studs (2 needed)	K2	ME3A45	3/4-16 x 3	—	•				
	Studs (2 needed)	K3	ME3A75	5/16-18 x 2-1/2	—	•				
	Studs (2 needed)	K3	ME3A75	M10-1.5 x 65 mm	—	•				

Letters in chart refer to Key No. in chart on previous page (A3, B1, C1, etc.)

PULLERS: BAR-TYPE INTERCHANGEABLE



CJ2002

Gear Puller Set

CJ2002 Gear Puller Set

- For use on Pitman arms, timing gears, carrier side bearings and more
- Combine to create 10 different pullers
- 6–10-ton capacity depending on yoke and jaws used

CJ66-15-3 Centering Point

- 5/8" head, 90° outward point

CJ81-2A Jaw

- 1-3/8" Maximum Reach

CJ83-2 Pressure Screw

- 3/4–16 x 6-11/16"

CJ83-3 Pressure Screw

- 3/4–16 x 5-1/8"

CJ84-16 Centering Point

- 7/8" head, 90° outward point

CJ85-1 Yoke

- Range 3–6-1/2"

CJ85-3A Clamp Bolt

- 7/16"-20 x 8-1/16"

CJ85-4 Washer

- Inside diameter 15/32"
- Outside diameter 7/8"

CJ86-1 Yoke

- 1-3/4–4-1/2"

CJ86-4A Clamp Bolt

- 5" maximum length

CJ87-1 1-3/8" Jaw

CJ105-11 Long Jaw Pin

- 5/16" dia., 1-15/32" long

CJ282-1 4-3/8" Jaw

ME4A33 Hex Nut (4)

6-Ton Capacity (5.41 t), Tapped Hole

Stock No.	Description	Maximum Spread, inches (mm)	Maximum Reach, inches (mm)	Pressure Screw Size, inches	Side Rod Adaptors (2 each)	Side Rods (2)
CJ84C	Basic Bar-Type Manual Tapped Hole Puller Set	2-5/8–11-5/8 (67–295)	—	1-14 x 33	—	5/8-18 x 10
CJ840C	Complete Bar-Type Manual Tapped Hole Puller Set	2-5/8–11-5/8 (67–295)	33 (838)	1-14 x 33	3/8–24; 3/8–16; 5/16–24; 5/16–18; 7/16–20; 5/8–18; 5/8–11; 7/16–14; 1/2–20; 1/2–13; 3/4–16; 3/4–10	1/2-20, 1/2-13, 3/4-16, 3/4-10

CJ84C Basic Bar-Type Manual Tapped Hole Puller Set

- CJ840C less all adaptors and side rods except 5/8"-18 x 10"

CJ840C Complete Bar-Type Manual Tapped Hole Puller Set

- Side rods in set are provided 2 each in 5", 10" and 20" lengths



CJ840C

BAR-TYPE PULLER ADAPTORS

Male Adaptors

Stock No.	Description	Female Thread	Male Thread
CG656-12	5/8"-18 Adaptor	7/16"-14	5/8"-18
CJ84-10	Male Adaptor	5/8"-18	3/8"-16
CJ84-11	Male Adaptor	5/8"-18	1/2"-13
CJ84-12	Male Adaptor	5/8"-18	5/8"-11
CJ84-13	Male Adaptor	5/8"-18	3/4"-16
CJ84-14	Male Adaptor	5/8"-18	3/4"-10
CJ84-15	Male Adaptor	5/8"-18	5/16"-18
CJ84-17	Male Adaptor	5/8"-18	5/8"-18
CJ84-18	Male Adaptor	5/8"-18	7/16"-14
CJ84-6	Male Adaptor	5/8"-18	5/16"-24
CJ84-7	Male Adaptor	5/8"-18	3/8"-24
CJ84-8	Male Adaptor	5/8"-18	7/16"-20
CJ84-9	Male Adaptor	5/8"-18	1/2"-20



CG656-12



CJ84-10



- Screen the puller application.
- Inspect the puller; do not use damaged parts.
- Use the proper type and size of puller for the job.
- Read Safety Precautions on pages W1–W4

PULLERS: AUTOMOTIVE



CJ134



CJ131P



CJ145



CJ3PSB



CJ89

CJ115



PAR1490



YA6880

Steering Wheel Pullers

CJ134 Tilt Steering Pivot Pin Puller

- Allows efficient removal of the two pivot pins on all tilt steering columns used on Chrysler®, Ford® and GM® vehicles

CJ131P Steering Wheel Puller and Lock Plate Depressor Set

- Includes a selection of bolts and a handle in a storage case for servicing GM®, Ford®, Chrysler® and AMC vehicles
- Adaptors are included for servicing lock plates on all GM® and AMC vehicles with tilt wheel
- Detachable handle helps hold the puller when turning force is applied to the pressure screw
- Industrial finish

CJ145 Steering Wheel Puller for GM® Vehicles

- Use on new GM® steering wheels with air bags, including tilting and telescoping styles
- Handle attachment facilitates puller setup and can be removed when working in confined areas
- Applications: Buick® (1997 and later Park Avenue/Regal®), Cadillac® (1997 and later Catera), Chevrolet®/GMC® (1997 and later Corvette®/Malibu®, 1998 C and K series trucks, 1998 full size vans, 1998 Astro/Safari vans), Oldsmobile (1997 and later Cutlass) and Pontiac® (1988–1993 LeMans, 1997 and later Grand Prix®/Trans Sport vans)

Power Steering Pullers

CJ3PSB 8 pc Power Steering Puller Set

- One-piece reversible dual yoke utilizes a cup design to provide more surface contact reducing the chance of slippage or surface damage
- Puller driver assembly incorporates a 1" hex, thrust bearing and Fine thread Pressure screw permitting easy turning while providing maximum loading, which results in flush installation with positive stop
- All adaptors are designed to use with a single pressure screw further reducing the number of tools needed for greater user convenience
- Reversible dual yoke, one-piece driver, and a single pressure screw with multiple adaptors allows quick changeover resulting in faster set-ups and fewer man-hours
- Power Pressure screws and Installer adaptors are roll threaded and heat-treated for strength and durability
- The yoke and driver are heat-treated for max strength and durability and zinc plated to prevent corrosion

Pitman Arm Pullers

CJ89 Pitman Arm Puller

- Designed for most U.S. cars and light trucks
- 3/4"-16 x 6-7/8" pressure screw size
- Industrial finish

CJ115 Pitman Arm Puller

- Similar in design to CJ119B except it is designed for compact and intermediate size cars

PAR1490[‡] Super-Duty Pitman Arm Popper

- Fits short sector shaft and long sector shafts with a bolt or nut attachment
- Forged from alloy steel
- Heat-treated for rigidity and durability
- Fine pitch thread for reduced effort
- Ball bearing tip to protect the sector shaft

PAR1988[‡] Medium-Duty Pitman Arm Remover

- Patented design uses leverage action and requires less torque and space than other pitman arm tools and removal methods
- Low clearance design works on steering gear mounted in the vehicle
- Accommodates pitman arms that are 3" wide
- Forged alloy steel construction securely locks the tool in place

PAR6880[‡] High-Leverage/Low-Profile Pitman Arm Puller

- Fits inside confined spaces and eliminates the need to remove the steering gearbox
- Works on most Pitman arm applications
- Enables technician to work safely and more efficiently, increasing profit-earning potential
- Opening for steering box/pitman arm is approx. 1-1/2" and is designed for Sector Shafts measuring 1.35" diameter
- Accepts pitman arms 2.60" wide
- Gearbox-to-Pitman Arm clearance measuring 0.250"
- Manufactured with forged chromoly steel construction

YA6880[‡] Low-Profile Pitman Arm Puller

- Fits in the confined space on most GM® (1988–2000 C and K Series chassis) trucks and SUVs; also fits 2001–present trucks and SUVs with steering gear box/pitman arms
- Forged chromoly steel for strength and durability
- Design allows the technician save time removing the arm off of the steering gear box without altering the boxes position

Harmonic Damper Pulley Pullers

HDP6490[‡] Harmonic Damper Pulley Puller

- Includes (6) different length push rods and special patent pending tip
- New spring-loaded legs allow for leg position retention
- Provides greater ease and control when installing the puller in confined areas
- Removes 3- and 6-spoke harmonic damper pulleys found on many Chrysler[®] and GM[®] engines
- Eliminates the need to remove the radiator or other components

HDP1345[‡] Harmonic Damper Pulley Puller

- Specially designed to pull at three points on the ledges of the pulley with less chance of damage and applies equal force when pulled; can save up to 30 minutes per job
- Spring-loaded legs retain position and have correct geometry for Dodge[®] pulleys
- Gives greater ease and control when installing the puller in confined areas
- Eliminates the time consuming process of removing the radiator and other components
- Includes (6) push rods in multiple lengths and special patent pending tip

HDP1740[‡] Two-Jaw Harmonic Pulley Puller

- Specially designed two-jaw puller for smaller cars with four-spoke pulleys
- Patent-pending side-turn legs quickly and easily grab the pulley
- Compact low profile narrow design fits the small pockets found on most pulleys
- Spring-loaded legs maintain their position and save time as the puller is positioned on the pulley

CJ146 Crankshaft Harmonic Balancer Kit

- Remove the crankshaft harmonic balancer on 1990 and later 3.3 L and 3.8 L GM[®] engines
- Shoulder bolt adaptors provide the correct installation depth, preventing damage to the crank sensor and interrupter rings
- Includes (3) CJ146-1 adaptors, (1) CJ146-2 extension and vinyl storage pouch
- Requires Snap-on[®] CJ98-1 yoke and CJ83-3 pressure screw for use (not included)

HDP1835[‡] Harmonic Damper Pulley Puller for Ford[®]/GM[®]

- Revolutionary low-profile legs fit smaller narrow pulley pockets and have the correct geometry to work on a wide range of applications because the legs grasp on the backside of the spoke
- New design increases the bite of the leg to the pulley as it's tightened
- Compact design accommodates tight engine compartments
- Spring-loaded legs maintain position to save time as the puller is positioned on the harmonic damper pulley
- Saves the average user approximately 30 minutes

HDP1800[‡] 15 pc Master Harmonic Damper Pulley Puller Set

- Combines (4) harmonic pulley puller kits into one master kit
- Features three styles of legs including the unique patent-pending, industry-exclusive side-turn legs
- Includes an extra set of spring washers and a spare clevis pin
- Compact design has everything needed inside a blow-molded case

HDP1800-1[‡] 3-Jaw Pulley Puller Hub

HDP1800-2[‡] 2-Jaw Pulley Puller Hub

HDP1800-3[‡] Pulley Puller Center Bolt

HDP1800-4[‡] Push Rod Tip

HDP1800-5[‡] Detent Clevis Pin

HDP1800-6[‡] Side Turn Leg Spring Style

HDP1800-7[‡] Leg Chrysler[®] Spring Style (Gold)

HDP1800-8[‡] Leg Universal Spring Style

HDP1800-9[‡] 3" Pulley Puller Push Rod

HDP1800-10[‡] 2" Pulley Puller Push Rod

HDP1800-11[‡] 5.4" Pulley Puller Push Rod

HDP1800-12[‡] 4" Pulley Puller Push Rod

HDP1800-13[‡] 7-1/2" Pulley Puller Push Rod

HDP1800-14[‡] 6-1/2" Pulley Puller Push Rod

HDP1800-15[‡] Wavy Washer Spring Pack

HDP1800-CASE[‡] Blow Molded Box



CJ146



HDP1345

• Screen the puller application.

• Inspect the puller; do not use damaged parts.

• Use the proper type and size of puller for the job.

‡These products can expose you to chemicals which are known to the state of California to cause cancer and reproductive harm. See pages P1-P2 for details.

• Read Safety Precautions on pages W1-W4



PULLERS: AUTOMOTIVE



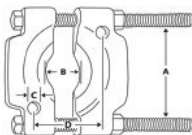
YA6491A

Harmonic Balancer

YA6491A[†] Harmonic Damper Pulley Puller Update Kit (Blue-Point®)

- Updates earlier YA9740 pullers to the same applications as the new YA6490A
- Kit updates other pulley pullers that are similar to the YA9740 series of pullers
- Add YA6491 Update Kit to the existing YA9740 series pullers to add these new applications: GM® 4.2 L Straight 6-cylinder; Chevrolet® Trailblazer®, Colorado®; GMC® Envoy, Canyon® (2004–later); Oldsmobile Bravada (2003–later); Buick® Rainier® (2004–later) 3.5 L Straight 5-cylinder; Hummer® H3 (2006–later) 2.8 L Straight 4-cylinder

PULLERS: SPECIAL PURPOSE



Bearing Separators

For separating and pulling double bearings and close-fitting gears. Use with tapped hole, two-jaw pullers or floor presses.



CJ949

Stock No.	A	B, Maximum Spread	B, Minimum Spread	C	D
CJ949	1-11/16	1-1/8	1/4	5/16"-18	2-5/8
CJ950	2-3/8	2-3/8	3/8	3/8"-16	3-3/4
CJ951	4-3/8	4-1/2	5/8	5/8"-18	7-1/4
CJ952	5-7/8	6-1/8	1-1/2	5/8"-18	9-5/16
CJ953	8-3/8	8-3/4	1-1/4	7/8"-14	14-7/16



A78

Small/Pilot/Ball Bearing Pullers

A78 Small Bearing Puller

- For bearings and bushings typically found in small electric motors
- Includes a large jaw set for bronze and oilite bushings, small jaw set for smaller bearings and bushings
- Up to 3 tons of pulling power
- Working range is 1/2–2"

SP2031A[†] Pilot Bearing Puller (Blue-Point®)

- Attaches to slide hammer shafts with 3/4"-16 or 5/8"-18 threads
- Pressure screw adaptor is made of stress-resistant steel
- Industrial finish



SP2031A

PULLERS: COMPONENTS AND CONVERSION KITS

Ford® Diesel Turbo Tools

TVA1650† Turbo Vane Actuator Installer for Ford® Vehicles

- Simply rotate the arm up, slip the self-centering installer over the arm, and with two wrenches the stud is pushed into the arm in a matter of seconds
- Compact size allows tool to be used either on or off the truck
- Single-purpose design saves time and allows the user to work more efficiently while reducing the potential to damage parts during installation
- Fine thread actuator reduces the torque required to loosen the press fit



TVA1650

DIESEL SERVICE SETS



CUMDS12V



CUMDS24V

Cummins® B and C Series

Stock No.	Description	Applications				Set Contents	
		12 Valve	24 Valve			CUMDS12V	CUMDS24V
		Pre-1994	1994-1998-1/2	1999-2002	2003	12 Valve	24 Valve
EEPD500†	Diesel Compression Gauge	•	•	•	•	•	
MB5D	Bronze Injector Brush (Blue-Point®)	•	•	•	•	•	
MB6BTA	9" Injector Brush (Blue-Point®)	•	•	•	•	•	
FRHM17	3/8" Drive 6-Point Metric 17 mm Flank Drive® Flare Nut Crowfoot Wrench	•			•		
FRXM17	3/8" Drive 6-Point Metric 17 mm Flank Drive® Flare Nut Socket	•			•		
M3584	Compression Adaptor	•					
FRHM19	3/8" Drive 6-Point Metric 19 mm Flank Drive® Flare Nut Crowfoot Wrench		•	•		•	
FRXM19	3/8" Drive 6-Point Metric 19 mm Flank Drive® Flare Nut Socket		•	•		•	
EEPV313C†	Diesel Compression Gauge Adaptor		•	•		•	
SP504	Gear Puller (Blue-Point®)		•	•		•	

CUMDS12V 14 pc 12 Valve Diesel Set for Cummins® B and C Series Engines

- Includes 3/8" drive 6-point metric 17 mm flare nut socket and flare nut crowfoot wrench, 1/2" drive 6-point metric 24 mm deep socket, feeler gauge, diesel compression adaptor, bronze injector brush, stainless steel injector brush, injection pump wrench, 10 mm idle lock nut wrench, 12 mm diesel injector puller adaptor, M14 x 1.5 diesel injector puller adaptor, slide hammer injector puller, engine turning tool and 0–800 PSI diesel compression gauge
- Includes a tote bag

CUMDS24V 14 pc 24 Valve Diesel Set for Cummins® B and C Series Engines

- Services Cummins® B and C Series 12- and 24-valve engines 1994 and later
- Additional uses include Dodge® heavy-duty pickups and all applications with ISB and ISC diesel engines
- Includes 3/8" drive 6-point metric 19 mm flare nut socket, 3/8" drive 6-point metric 19 mm flare nut crowfoot wrench, feeler gauge, bronze injector brush, stainless steel injector brush, gear puller, 8 mm diesel injector puller, 15 mm diesel injector puller, slide hammer injector puller, engine turning tool, diesel compression gauge adaptor, fuel line plug, fuel tube remover and 0–800 PSI diesel compression gauge
- Includes a tote bag

- Read and follow safety messages in Instructions.
- Do not expose gasoline or fuel to flames, sparks or other sources of ignition.
- Use only in well ventilated areas.
- Screen the puller application.
- Inspect the puller; do not use damaged parts.
- Use the proper type and size of puller for the job.

†These products can expose you to chemicals which are known to the state of California to cause cancer and reproductive harm. See pages P1–P2 for details.
• Read Safety Precautions on pages W1–W4



DIESEL: DIESEL SERVICE SETS



Diesel Timing Gauge Set

SP500⁺ Diesel Timing Gauge Set (Blue-Point®)

- Used to update existing 2017DSP diesel service sets to handle 1994–1998 Cummins® B engines used in Dodge® Ram® 250/350 pickup trucks and some Ford® trucks

SP5001⁺ Dial Indicator (Blue-Point®)

- Features rack and pinion construction
- Refer to the pump manufacturer's service manual when using this gauge
- Gauge diameter is 2-1/4"
- Range is 30 mm
- Gauge is marked in .01 mm increments

SP5002⁺ Gauge Holder (Blue-Point®)

- Used in the fuel injection pump in place of the #1 delivery valve to locate the base circle of the injection pump cam
- Male thread is M22 x 1.5

SP503⁺ Spline Socket (Blue-Point®)

- Used to remove and replace the delivery valve on most Bosch® fuel injection pumps

SP504 Gear Puller (Blue-Point®)

- Used to remove the injection pump gear
- Bolt thread is M8 x 1.25
- Bolt length is 44 mm

DIESEL: SERVICE TOOLS FOR CUMMINS® ENGINES



Pulley Installers and Pullers

CJ83C Pulley and Gear Puller

- Ideal for servicing crankshaft pulleys, gears and timing gears on a wide range of gasoline and diesel engines, including Cummins® accessory drives and water pumps
- Includes (2) 3/8"-16 x 3", 5/16"-18 x 2-1/2" and M10-1.5 x 65 mm bolts
- Nominal capacity is 3-1/2 ton

M1324 Pulley Installer

- For installing the accessory drive pulley on the shaft
- Includes 7/8"-14 NC threaded adaptor, washer type bearing and installer housing



Torque Adaptor Set

ST669 6 pc Torque Adaptor Set

- Used to loosen and adjust lock nuts to manufacturing specifications

ST669-1 Handle Assembly

- Included in the ST669 Torque Adaptor Set

M1302B18 12-Point Deep Socket

- 9/16" deep, 12-point socket

M1302B24 12-Point Deep Socket

- 3/4" deep, 12-point socket

M1302A5 Screwdriver

- 1/2 x .062" screwdriver

TM82 1/4" Drive 1/4" Flat Tip Short Bit Socket

- Manufactured from high-grade alloy steel



Compression Adaptors/Injector Style

M3540C⁺ Compression Adaptor

- For Cummins® 855 in³ NH, and 903 V8 and L10 diesel engines

M3584C⁺ Compression Adaptor

- For Case®/Cummins® Series B 2.9, 3.9 and 5.9 L diesel engines

M3585C⁺ Compression Adaptor

- For Case®/Cummins® Series C 8.3 L engines


Injector Brushes

MB5D Bronze Injector Brush (Blue-Point®)

- Bronze non-abrasive brush cleans carbon from injector tips

MB6BTA 9" Injector Brush (Blue-Point®)

- Stainless steel wire brush cleans the injector cavity in the cylinder head
- 9" long



Fuel Line Tools

CJ148 Fuel Line Plug

- For plugging fuel lines

CJ149 Fuel Tube Remover

- For fuel inlet tubes on late-model vehicles

YA6615† 24 mm Flare Nut Wrench for Cummins® (Blue-Point®)

- Used on Dodge® trucks with 5.9 L engines (2003 and later) and 6.7 L engines (2007 and later)
- Easily slides into the confined area of the cylinder head
- Wrench is required to hold the 24 mm flare nut while the 19 mm fuel line coupler is loosened



Air Compressor Fuel Pump Wrenches

M1321 Air Compressor/Fuel Pump Wrench

- Includes a 5/8", 12-point box wrench on both ends
- Accommodates air compressor and fuel pump flange bolts on NH Series Inline 6-cylinder engines

M1328A Air Compressor/Fuel Pump Wrench

- Includes a 5/8", 12-point box wrench on one end for servicing fuel pumps and a specially designed 11/16" open end for access to air compressor bolts

M1329 Fuel Pump Wrench

- Includes a 7/16", 12-point box end for servicing fuel pump bolts on NH Series engines equipped with Cummins® air compressors
- 6-5/8" long




Valve Adjusting Wrenches

M1319 Valve Adjusting Wrench

- 7/8", 12-point box wrench to tighten lock nuts on rocker arms
- Designed to clear the aftercooler
- 12" long

M1322 Valve Adjusting Wrench

- 3/4", 12-point box wrench to tighten lock nuts on rocker arms
- Designed to clear the aftercooler
- 14-3/4" long



- Read and follow safety messages in Instructions.
- Do not expose gasoline or fuel to flames, sparks or other sources of ignition.
- Use only in well ventilated areas.
- Screen the puller application.
- Inspect the puller; do not use damaged parts.
- Use the proper type and size of puller for the job.
- Wear safety goggles (user and bystanders).
- Do not use chrome or industrial finish hand tools with power drivers or impact drivers.
- †These products can expose you to chemicals which are known to the state of California to cause cancer and reproductive harm. See pages P1-P2 for details.
- Read Safety Precautions on pages W1-W4



DIESEL: SERVICE TOOLS FOR CUMMINS® ENGINES



CJ125A

Injector Pullers

CJ125A Injector Puller

- Slide hammer puller services D, top stop and small V8 injectors
- 10-1/2" long



CJ140

CJ140 5 pc Diesel Injector Puller Set

- Used on fuel injectors in Cummins® B and C Series 3.9 L, 5.9 L and 8.3 L engines used in Dodge® pickups, Case® tractors and off-road equipment
- Will service all 1994–1998-1/2 standard injectors, as well as fuel inlet tubes

CJ140-1 Slide Hammer Injector Puller

- Used to pull injectors from heads on 1998-1/2–2002 Dodge® and Cummins® engines
- 8 x 1.25 mm thread
- Use the CJ144 Puller to pull the fuel inlet tube prior to removing the injector



CJ140-1

CJ141 Diesel Injector Puller Adaptor

- Used on Cummins® diesel injectors prior to 1994

CJ142 M14 Diesel Injector Puller Adaptor

- Used on Cummins® diesel injectors from 1994–1998-1/2

CJ143 8 mm Diesel Injector Puller

- Used on 1998-1/2 Cummins® diesel injectors in tight-access areas

CJ144 15 mm Diesel Injector Puller

- Used on 1998-1/2–2002 Cummins® diesel fuel inlet tubes



TSM24



TWM14A



YA9565A

Cummins® B and C Series

TSM24 1/2" Drive 6-Point Metric 24 mm Flank Drive® Deep Socket

TWM14A 1/2" Drive 6-Point Metric 14 mm Flank Drive® Shallow Socket

YA9565A† Engine Turning Tool (Blue-Point®)

- Used to rotate the engine for making valve and injection pump adjustments on Cummins® and Case® 3.9 L, 5.9 L and 8.3 L B and C Series engines

DIESEL TOOLS



FRXM21

Engine Sockets

FRXM21 3/8" Drive 6-Point Metric 21 mm Flank Drive® Flare Nut Socket

- Manufactured from special steel with a higher alloy content
- Precision forged and heat-treated for optimum strength and durability
- Nickel-chrome plating helps protect against corrosion and makes it easy to wipe clean



FTXEL45E

FTXEL45E 3/8" Drive TORX® T45 Extra-Long Bit Socket Driver

- Quickly and easily access intake bolts on Cummins® N14 diesel engines without removing the air pump
- Can also be used on older Cummins® NH Big Cam 4 diesel engines
- 3/8" square drive
- Various applications on European vehicles

PPM516A 1/2" Drive SAE 1/2" Male Square Drain Plug Socket

- 1/2" square male end
- Extra strength to remove drain plugs
- 1-7/16" long



PPM516A



SIML200

SIML200 1/2" Drive 6-Point SAE 5/8" Flank Drive® Extra Deep Impact Socket

- 5/8" single hex for the stud used for the rocker box on engines equipped with Jacobs® engine brake
- 1/2" drive, 5" long

Compression Adaptor

M3545C[†] Glow Plug Compression Adaptor

- For Ford[®]/International 6.9/7.3 L, Mercedes-Benz[®] E320 and Westerbeke[®] Marine engines



M3545C

Pulley Puller

SP448 Pulley Puller (Blue-Point[®])

- For removing the air pump pulley
- Fits over the pulley flange




SP448

Injector Height Gauges

- Used to set injectors during installation and at set service intervals
- Knurled handle screws into the gauge at a 90° angle for work in close quarters

SP7882 6 pc Diesel Injector Height Gauge Set

- Five-in-one gauge set covers all applications for Detroit Diesel[®] 50 and 60 Series engines
- Includes (5) injector height gauges and (1) handle
- Includes a storage pouch



SP7882

SP7882-1 Diesel Injector Height Gauge Handle

SP7882-782 Injector Height Gauge (78.2 mm) (Blue-Point[®])

SP7882-788 Injector Height Gauge (78.8 mm) (Blue-Point[®])

SP7882-803 Injector Height Gauge (80.3 mm) (Blue-Point[®])

SP7882-810 Injector Height Gauge (81.0 mm) (Blue-Point[®])

SP7882-821 Injector Height Gauge (82.1 mm) (Blue-Point[®])



SP7882-1

Diesel Fuel System Tools

FPWD14[†] Duramax[®] Fuel Pressure Sensor Wrench

- Saves hours of time by eliminating the need to remove the EGR cooler system and fuel rail—simply unbolt air conditioning compressor to remove the front EGR valve
- 2 pc design reduces the time required to service the fuel pressure release valve
- Tool slips onto the release valve from back to front allowing the handle to slide into the crescent end of the socket, making loosening the fuel pressure release valve easier



FPWD14

Oil Rail Gauge

ORG1315[†] Oil Rail Gauge

- Correctly determine dimension and select correct back-up ring when installing high-pressure oil manifolds
- Used to install high-pressure oil manifolds on International[®] DT466 and MaxxForce[®] engines from 2004–2013
- All three sizes in one tool
- No stacking of feeler gauges
- Heat-treated 4130 for durability and accuracy
- Red vinyl-dipped handle for increased visibility
- Large ring end for easy handling



ORG1315

- Screen the puller application.
- Inspect the puller; do not use damaged parts.
- Use the proper type and size of puller for the job.
- Read and follow safety messages in Instructions.
- Do not expose gasoline or fuel to flames, sparks or other sources of ignition.
- Use only in well ventilated areas.
- Wear safety goggles (user and bystanders).
- Do not use chrome or industrial finish hand tools with power drivers or impact drivers.
- [†]These products can expose you to chemicals which are known to the state of California to cause cancer and reproductive harm. See pages P1–P2 for details.
- Read Safety Precautions on pages W1–W4



DIESEL TOOLS



M3530



M3531

Governor Gap Wrenches

M3530 Governor Gap Adjusting Wrench

- 3/8" open ends, 4" long
- Special thin design with 30° and 60° angle heads

M3531 Governor Gap Lock Nut Wrench

- 7/16" open ends and is 4-1/4" long
- Special thin design with 30° and 60° angle heads



FDT1116

Fuel Line Disconnect Tools

FDT1116[‡] Fuel Line Disconnect Tool Set

- Includes (4) fuel line disconnect tools—a straight and a 90° angle for the 11.8 mm fuel lines and a straight and a 90° angle for the 16 mm fuel lines
- OEM tool sets ZTSE4773 and ZTSE4772 do NOT include the straight tools—the straight tools allow access into tight areas
- All four tool handles are highly visible orange for easy identification
- Set includes FDT11, FDT11STR, FDT16 and FDT16STR

FDT11[‡] Angled Fuel Disconnect Tool

- 90° angle for 11.8 mm fuel lines
- Handle is highly visible orange for easy identification

FDT11STR[‡] Straight Fuel Disconnect Tool

- For 11.8 mm fuel lines
- The OEM tool sets ZTSE4773 and ZTSE4772 do NOT include the straight tools the straight tools allow access into tight areas
- Handle is highly visible orange for easy identification

FDT16[‡] Angled Fuel Disconnect Tool

- 90° angle for 16 mm fuel lines
- Handle is highly visible orange for easy identification

FDT16STR[‡] Straight Fuel Disconnect Tool

- For 16 mm fuel lines
- The OEM tool sets ZTSE4773 and ZTSE4772 do NOT include the straight tools the straight tools allow access into tight areas
- Handle is highly visible orange for easy identification



B4400A



WSW3

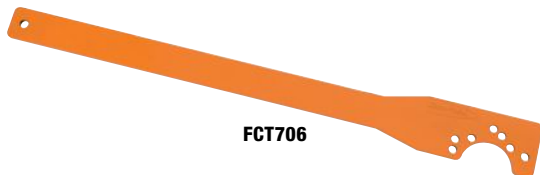
Starter Bolt and Fuel Filter Wrenches

B4400A Starter Bolt Wrench

- Manufactured from special alloy steel and heat-treated for optimum strength
- Specially contoured for tight-access areas
- Used for John Deere® starter bolts

WSW3 Duramax® Fuel Filter Water Sensor Wrench

- Glass-filled nylon tool with four sizes: 40, 41, 42 and 46 mm
- All-in-one tool that works on all four OEM and aftermarket sizes available in the marketplace today



FCT706

Fan Clutch Wrench

FCT706 Fan Clutch Wrench (Blue-Point®)

- Used for heavy-duty truck engines
- Hole pattern on the tool aligns with fasteners on the fan hub
- Open end wrench is used to remove the fan clutch
- 24-1/2" long for maximum leverage



FB308D



FB325A



FB328A



FB300A

Feeler Gauges

FB308D Step Feeler Gauge Set and Holder (Blue-Point®)

- Used for adjusting valves
- Includes 12 step blades in sizes .008"/.010"–.028"/.030"

FB325A† 25 pc SAE and Metric Feeler Gauge Set (Blue-Point®)

- Includes blade sizes .0015 and .002–.025"
- Double stamped with SAE and metric sizes

FB328A† Step Feeler Gauge Set and Holder (Blue-Point®)

- For adjusting valves
- Includes two step blades: .011"/.013" and .013"/.015"
- For valve adjustment on GM® 8.2 L engines
- Double stamped with SAE and metric size

FB300A† Bent Blade Feeler Gauge Set (Blue-Point®)

- 45° blade ends

Push Rod Wrenches

M3517B Push Rod Lock Nut Wrench

- 1/2" open end, 102° offset handle

M3518 Push Rod Adjusting Wrench

- 5/16" open end, 102° offset handle



M3517B



M3518

Crowfoot Wrench

SCFM2538 3/8" Drive Cummins® Wastegate Solenoid Crowfoot Wrench

- Crowfoot design helps to not damage the solenoid while providing access to it during removal or installation
- Crowfoot design and square drive allow for proper torquing of the solenoid during installation



SCFM2538

Specialty Service Tools

S6201 M20 x 1.5 Rethreader Tap

- Manufactured from special steel with a higher alloy content
- Industrial finish helps protect against corrosion
- Precision machined and heat-treated for optimum strength and durability



S6201

- Read and follow safety messages in Instructions.
- Do not expose gasoline or fuel to flames, sparks or other sources of ignition.
- Use only in well ventilated areas.
- See safety information in the current Snap-on catalog.

†These products can expose you to chemicals which are known to the state of California to cause cancer and reproductive harm. See pages P1–P2 for details.

- Read Safety Precautions on pages W1–W4



DIESEL TOOLS



EMSM3814



FLS1222



IPSTML10



IPSTML8



S6200



MFIMMD10



M3525A



M3503B



TLEPL50

Special Application Sockets

EMSM3814 3/8" Drive Metric 14 mm Sensor Socket

- Sensor sockets specially designed cutout ensures a tight fit on sensors without cutting wires
- Precise fit; six-sided, more flat-to-flat contact, avoids rounding the sensor (as opposed to two-sides with standard wrench)
- Thin outside diameter for greater accessibility to sensors that are tucked away
- Industrial finish helps protect against corrosion
- The square drive end has grooved detents on all four interior walls

FLS1219[†] 1/2" Drive Fuel Line Socket

- Designed to easily torque fuel injector lines correctly, reducing or eliminating the possibility of a fuel leak or damaging the line, fuel rail or fittings
- Easily applies the 30 ft-lb factory-required torque
- No torque adaptors with complicated calculations required
- Use on Cummins[®] ISB engines 1998–present
- 1/2" drive, 19 mm

FLS1222[†] 1/2" Drive Fuel Line Socket

- Easily applies 80 ft-lb factory-required torque
- No torque adaptors with complicated calculations required
- Use on Cummins[®] ISX engines 2007–present
- 1/2" drive, 22 mm

IPSTML10 1/4" Drive 6-Point 10 mm Flex Impact Socket

- Removes and installs glow plugs
- Designed with a retention O-ring that holds the glow plug in the socket while being installed or removed
- Industrial finish helps protect against corrosion
- Precision machined and heat-treated for optimum strength and durability

IPSTML8 1/4" Drive 6-Point 8 mm Metric Deep-Flex Impact Socket

- Removes and installs glow plugs on following vehicles: Ford[®] 2011–2012 F250[®]/F350[®] Super Duty[®] 6.7 L Power Stroke[®] Diesel 2011–2014 F450[®]/F550[®] Super Duty[®] 6.7 L Power Stroke[®] Diesel Dodge[®] 2007–2009 Dodge[®] Sprinter[®] Van; Jeep[®] 2007–2009 Grand Cherokee[®] Freightliner[®] 2007–2011 3.0 L V6 Diesel Sprinter[®] Van; Mercedes[®] 2007–2009 E320 3.0 L V6 Diesel, 2011 3.0 L V6 Diesel Sprinter[®] Van

S6200 1/2" Drive 12-Point Metric 12 mm Engine Bearing Cap Bolt Impact Socket

- Use to service engine cam bearing cap bolts on both older and newer generation Detroit Diesel[®] engines
- Newer generation Detroit Diesel[®] engines use longer cam bolts than earlier generation engines
- The S6200 is specially designed to work on both engine generations
- 4-3/8" long

MFIMMD10 3/8" Drive 12-Point Metric 10 mm Shallow Magnetic Power Socket

- For use on Detroit Diesel[®] 60 series, the MFIMMD10 is used on the three camshaft gear thrust plate bolts located inside the camshaft gear cover within the front gear case on the engine
- The mechanic must go through the cover to start the bolts; if one is dropped, it is very labor intensive and time consuming to retrieve
- Applies to 2002 and later 60 series Detroit Diesel[®] engines with the compact gear case (please note: earlier engines with the tall gear case have 13 mm six-point bolts)
- Magnetic sockets are perfect for installing and removing a fastener as the magnetic feature will hold the fastener in the socket, saving time and frustration
- Power sockets designed and intended for use with power nut runners; do not use with impact drivers
- Industrial, black-oxide, finish helps protect against corrosion

M3525A 1/2" Drive Spanner Socket

- 1/2" drive, 3-7/32" long
- Includes 1-1/8" internal hex for use on "Fuel Squeezer" Series engines

M3503B 3/8" Drive Fuel Line Nut Socket

- 1/2" wrench opening
- 3/8" drive, 6-point
- Shaped for access to fuel line nuts
- 3-1/4" long
- Additional applications include the head temperature sensor on Buell[®] Motorcycles

TLEPL50 1/4" Drive TORX Plus[®] 5EPL Socket

- Manufactured from special steel with higher alloy content
- Precision forged and heat-treated for optimum strength and durability
- Nickel-chrome plating helps protect against corrosion and makes it easy to wipe clean



SRD6

Belt Tensioning Tools

SRD6 Belt Tensioner Release Tool

- 6" long adaptor with 1/2" male square
- Female triple square drive allows more flexibility to work around obstacles by coming in at different angles with a 1/2" breaker bar
- Similar to the Snap-on® 6" torque adaptors but with a male square
- If using with a torque wrench, refer to the Snap-on® SS306G Torque Chart for the formula to obtain the correct applied torque

Heavy-Duty Applications:

- For serpentine belt tensioners with a 1/2" square drive opening found on Detroit Diesel® Series 60® and Caterpillar® engines
- Other applications include buses and delivery vans where the doghouse or engine shrouding can get in the way and make the work area very tight

Automotive Applications:

- 1/2" serpentine belt tensioners on Dodge®/Chrysler® (2.0 and 3.0 L engines) Ford®, Lincoln® and Mercury® (2.3, 3.0, 4.2 and 4.6 L engines) GM® (2.5, 4.7, 5.0 and 5.7 L engines) vehicles



YA9340

YA9340 Serpentine Belt Wrench (Blue-Point®)

- Used to release any serpentine belt tensioner with a 1/2" square drive opening
- Ratcheting action allows better positioning of the tool, creating a greater swing angle than a solid-type serpentine belt wrench
- Reversible ratchet head is only 1" thick so it will fit between the tensioner face and fan blades on Detroit Diesel® S Series 60® and some Caterpillar® engines
- Also ideal for working on buses and delivery vans where the doghouse or engine shrouding restrict access
- Compact overall length keeps handle from coming in contact with radiator hoses, charged air cooler pipes, hydraulic lines or frame rails
- Vinyl grip for comfort
- 13" overall length

Ford® ICP Sensor Socket

S6196KR 3/8" Square Drive 6-Point ICP Sensor Socket for Ford® Vehicles

- Easily removes and installs the ICP Sensor on 2002 and 2003 Ford® 6.0 L diesel truck engines
- Spring retention securely holds the sensor during use
- 6-point configuration and Flank Drive® wrenching system
- Nickel-chrome finish resists rust and corrosion



S6196KR

Glow Plug Tool

FGPT Glow Plug Harness Tool

- Prevents damage to the harness and connector rail
- Removes and installs glow plug connectors
- Orange color for easy identification in dark engine compartments



FGPT

Diesel Exhaust Fluid (DEF) Tools

DEFT300‡ 3 pc Diesel Exhaust Fluid (DEF) Tube Release Forks Set

- Designed to depress locks that retain DEF lines, allowing for easy removal
- Each fork has both a straight and 90° design to access most locations
- Reduces time spent fighting with hard-to-reach clips
- Includes DEFT322, DEFT325 and DEFT334

DEFT322‡ Small DEF Fork

DEFT325‡ Medium DEF Fork

DEFT334‡ Large DEF Fork



DEFT300

Diesel Pulse Adaptor

MT257B Diesel Pulse Adaptor (Blue-Point®)

- Tests injector timing or engine RPM on diesel engines equipped with 1/4" or 6 mm external steel fuel injector lines
- Enables use with inductive pick-up timing light to test engine timing
- Not for use on diesels with common rail fuel systems



MT257B

- Rethreading taps and dies renew existing threads; do not use for cutting new threads or on hardened steel.
- Do not use power sockets or accessories with impact drivers or impact drivers.
- Do not use "cheater bars" on handles.
- Read and follow safety messages in the Instructions.
- ‡These products can expose you to chemicals which are known to the state of California to cause cancer and reproductive harm. See pages P1-P2 for details.
- Read Safety Precautions on pages W1-W4



DIESEL: FORD®/NAVISTAR®



FFW2A

Ford® Fuel Filter Wrench

FFW2A 3/8" Drive 24/36 mm Fuel Filter Socket

- Double-sided 3/8" drive socket includes both a 24 mm 6-point socket and a 36 mm slotted socket
- Made of machined aluminum and anodized for surface protection



MB73A

Injector Brushes

MB5D Bronze Injector Brush (Blue-Point®)

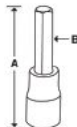
- Bronze non-abrasive brush cleans carbon from injector tips

MB73A Injector Brush (Blue-Point®)

- Combination 5/16" and 13/16" dia. stainless steel wire brush cleans the injector bore and injector tip hole in the cylinder head



S6340E



Injector Hold-Down Fastener Tools

S6340E 3/8" Drive TORX® T40 Injector Hold-Down Fasteners Bit Socket

- Manufactured from a special alloy steel and heat-treated for optimum strength
- Snap-on® bits are designed with precise fit and tight tolerance to prevent slippage and disengagement
- Perfect length of 3-1/8" is ideal for removing and reassembling Ford® Power Stroke® 6.0 L diesel injectors
- A regular length T40 bit socket is too short and a long T40 bit socket is too long when used with a ratchet or torque wrench and will not fit the application

S6340E2 T40 TORX® Driver Bit



EMS1230



EMSM1230



EMSM3813



EMSM3817

Sensor and Filter Sockets

EMS1230 1/2" Drive SAE 15/16" Sensor Socket

EMSM1230 1/2" Drive Metric 30 mm Sensor Socket

- Specially designed cutout ensures a tight fit on the sensors without cutting wires
- Precise fit; six-sided more flat-to-flat contact avoids rounding the sensor (as opposed to two-sides with a standard wrench)
- Thin outside diameter for greater accessibility to sensors that are tucked away
- Special alloy steel, heat-treated for optimal hardness and strength
- Square drive end has grooved detents on all four interior walls

EMSM3813 3/8" Drive Metric 13 mm Sensor Socket

- Sensor sockets specially designed cutout ensures a tight fit on sensors without cutting wires
- Precise fit; six-sided, more flat-to-flat contact, avoids rounding the sensor (as opposed to two-sides with standard wrench)
- Thin outside diameter for greater accessibility to sensors that are tucked away
- The square drive end has grooved detents on all four interior walls

EMSM3817 3/8" Drive Metric 17 mm Sensor Socket

- Sensor sockets specially designed cutout ensures a tight fit on sensors without cutting wires
- Precise fit; six-sided, more flat-to-flat contact, avoids rounding the sensor (as opposed to two-sides with standard wrench)
- Thin outside diameter for greater accessibility to sensors that are tucked away
- Sockets are made with special alloy steel; heat-treated for optimal hardness and strength
- Industrial finish helps protect against corrosion
- The square drive end has grooved detents on all four interior walls

WSW4 3/8" Drive Isuzu® Water Sensor Crowfoot Wrench

- 3/8" drive crowfoot wrench for the removal and installation of the fuel filter's plastic water sensor without damage



WSW4

Ford® Diesel Turbo Tools

PSWT10K Power Stroke® Diesel Turbo Wrench for Ford®

- 10 mm wrench is ideal for accessing the turbo mounting bolts located between the firewall and the turbo with the exhaust intake in the way
- Designed for use on 2003–later Ford® F-250®, F-350®, E-250® and E-350® vehicles with 6 L Power Stroke® diesel engines
- Additional applications on Navistar® VT365 engines and some International® 4000 Series of medium-duty trucks
- Wrench has a 0° offset 6-point head
- Designed to remove excessively tight fasteners off the intake when removing turbocharger where a conventional 15° offset wrench will not work
- 5-1/2" long



PSWT10K

TAP1225† Turbo Vane Actuator Puller

- Specially designed for Ford® 6.4 L turbo diesel to save the technician time
- Compact size fits on or off the truck
- Self-aligning for easy install
- Removes the actuator link rod from the arm on the turbo of 2008–2010 Ford® 6.4 L Power Stroke® diesel engines

TVA1650† Turbo Vane Actuator Installer for Ford® Vehicles

- Simply rotate the arm up, slip the self-centering installer over the arm, and with two wrenches the stud is pushed into the arm in a matter of seconds
- Compact size of tool allows it to be used either on or off the truck
- Single-purpose design saves time and allows the user to work more efficiently while reducing the potential to damage parts during installation
- Fine thread actuator reduces the torque required to loosen the press fit



TAP1225



TVA1650

Fuel Injector Sockets

- Complies with Ford® TSB 11-10-10
- 12-point, 17 mm crowfoot design allows the socket to slip onto the injector easily at any angle
- Design allows the socket to spin under bent fuel lines
- Nose geometry reduces electrical connection damage
- Depth stop keeps the socket at the specified height
- Thick mass reduces flex and flare nut damage
- Design allows for clearance to torque the fitting without a torque adapter

YA1140† Diesel Injector Crowfoot Socket Set (Blue-Point®)

- Includes 2 pc YA1140-1 and YA1140-21

YA1140-1† Long Diesel Injector Crowfoot Socket (Blue-Point®)

- Ford® 6.7 L Power Stroke® Diesel
- Inline design of the YA1140-1 allows accurate torquing of the injector and clears the plastic housing and fuel return line

- Complies with Ford® TSB 11-10-10
- 12-point, 17 mm crowfoot design allows the socket to slip onto the injector easily at any angle
- Design allows the socket to spin under bent fuel lines
- Nose geometry reduces electrical connection damage
- Depth stop keeps the socket at the specified height
- Thick mass reduces flex and flare nut damage
- Design allows for clearance to torque the fitting without a torque adapter

YA1140-21† Offset Diesel Injector Crowfoot Socket (Blue-Point®)

- Ford® 6.7 L Power Stroke® Diesel
- Design of the YA1140-21 allows it to rotate under the fuel line while the depth stop keeps it at the specified height to clear the plastic housing
- Complies with Ford® TSB 11-10-10



YA1140



YA1140-1



YA1140-21

DIESEL: AUTOMOTIVE DIESEL

Injector Pullers

IPK1760† Sprinter® Van Diesel Injector Puller Kit

- Removes stuck injectors in minutes instead of hours
- Will not damage the valve cover
- Injector can most likely be reused as a core
- Includes tools to remove the top of the injector, clean the injector seat and a thread chaser for the clamp hole

- Do not use chrome or industrial finish hand tools with power drivers or impact drivers.
- Do not use "cheater bars" on handles.
- Pull, do not push on handles.
- Sockets and accessories can break if used with impact drivers.
- Broken sockets or accessories can cause injury.
- Wear safety goggles (user and bystanders).

†These products can expose you to chemicals which are known to the state of California to cause cancer and reproductive harm. See pages P1–P2 for details.
• Read Safety Precautions on pages W1–W4



IPK1760



DIESEL: AUTOMOTIVE DIESEL



IPK1720

Injector Pullers

IPK1720[‡] Cummins® 5.9 L and 6.7 L Injector Puller

- For use on Dodge® Cummins® 5.9–6.7 L diesel engines equipped with the high-pressure common rail fuel system
- Designed to slip the puller cup in the groove on the injector and lever it out against the head of the mid-cover center bolts after the wires and retaining bolts have been removed
- Height adjustable for 5.9 L and 6.7 L HPCR engines
- No need to bolt the tool down, moves quickly from injector to injector pulling them straight out, saving time and reducing the likelihood of damaging the head or injector



S6128

Metric Injector Sockets

S6128 Metric Injector Socket

- 6-point, 30 mm, 2-1/16" bolt clearance
- 7/16" opening depth, 2-11/16" long
- 7/8" external hex on the drive end

S6104B Metric Injector Socket

- For VW® and Mercedes® diesel engines
- 12-point, 27 mm
- Clearance bored to fit over the fuel injector
- 1/2" drive; 3-1/4" long



YA6925

Flywheel Lock (Blue-Point®)

YA6925[‡] Flywheel Lock for GM® Duramax® 6.6 Liter Engines (Blue-Point®)

- For 2001–later Duramax® 6.6 L diesel truck engines
- Saves time by not removing the starter motor
- Holds the engine in place for high-torque requirements
- Handle is visible to remind the technician that the engine is locked



RNDSL7

Diesel Exhaust Bung Rethreading Kit

RNDSL7[‡] 7 pc Diesel Exhaust Bung Rethreading Kit

- Unique design and geometry allows access to difficult to reach bungs
- Designed to reach the bottom thread even with inverted flare fittings
- Will cleanup most EGT sensor bungs allowing a new sensor to be installed without the need for exhaust component replacement
- Inverted cone design allows the tap to fully engage all threads unlike flat bottom rethreading taps
- Six different sizes and included drive adaptor will accommodate repair of most EGT sensors on cars, light, medium and heavy-duty trucks
- Square-to-hex adaptor allows use of 14 mm or 9/16" socket or wrench



RND1210



RND1615

RNDADP1[‡] Hex to Square Adaptor

RND1615[‡] M16 x 1.5 Rethreader

RND1415[‡] M14 x 1.5 Rethreader

RND14125[‡] M14 x 1.25 Rethreader

RND1215[‡] M12 x 1.5 Rethreader

RND12125[‡] M12 x 1.25 Rethreader

RND1210[‡] M12 x 1.0 Rethreader

RNDPKG1[‡] Pouch



RNDADP1

Sensor and Filter Sockets

OFSKIT 4 pc Oil/Fuel Filter Socket Set

- Removes and installs 24, 27, 35, 36 mm and 1-1/4" oil filters
- Includes (1) A127 and (1) A106 Oil Filter Sockets, (1) S3624 Filter Flip Socket and (1) A129 Cummins® Diesel Fuel Filter Socket in a storage tray

A127 Applications:

- Removes and installs 27 mm (1-1/16") oil filters on Mercedes-Benz® 1.8 L 4-cylinder engines (2003–later)
- Aftermarket oil filters with one nut at the top of the canister

A129 Applications:

- Removes and installs fuel filter housings found on Dodge® Ram® trucks with the 24-valve Cummins® diesel engine (2002–later)

A106 Applications:

- GM® Ecotec®, 2.0, 2.2 and 2.4 L 4-cylinder engines
- Saturn®: L-series (2001), Ion and Vue (2002–later)
- GM®: Cavalier™, Sunfire®, Grand AM, Sonoma, S10, Alero (2002–later)
- Malibu®: 2002–2006
- Pontiac®: G6 and Solstice (2006)
- Chevrolet®: HHR, Cobalt, Cobalt SS (2006)
- Saab®: Some general applications

S3624 Applications:

- Removes and installs all three filter caps on Ford® 6.0 L Power Stroke® diesel-powered vehicles, such as Super Duty® pickups, Econoline® vans and Excursion®

Additional 24 mm applications:

- Buick®: VVT-V6 Rendezvous Ultra, LaCrosse® CSX
- Cadillac®: VVT-V6 CTS®, STS®, SRX®
- Saturn®: L-3000 V6

Additional 35/36 mm applications:

- Audi®/Volkswagen®: VR6 engine
- BMW®: 6-, 8- and 12-cylinder engines
- Mercedes-Benz®: diesel engines
- Mini Cooper®
- Volvo®: 40 and 50 series, XC90® with 3.2 L 6-cylinder engine

OFS2432 24/32 mm Oil Filter Housing Flip Socket

- Used for Audi®, Volkswagen®, Porsche®, Chrysler®, Dodge®, Jeep®, RAM®, Lamborghini® and Mercedes-Benz® vehicles
- Removal and installation of the oil filter housing on 2.0 L I4 diesel engine, 3.0 L V6, 3.6 L V6, 4.0 L V8 turbo, 4.2 L V8, 5.2 L V8, 5.5 L V8 turbo and 6.3 L V9 engines
- Manufactured from special alloy steel

A129 Diesel Fuel Filter Socket

- Use for removing and installing fuel filter housings
- 1-1/8" wrench size
- 3/8" drive

SWR3 Water Sensor Socket

- Easily removes and replaces a water sensor without damage when changing the fuel filter on 2001–present GM® 6.6 L DuraMax® diesel engines in Chevrolet®/GMC® pickups and in Chevrolet®/GMC® medium-duty trucks
- Manufactured from high-strength chemical-resistant glass-filled nylon
- NOTE: Due to possible sensor distortion from previous incorrect removal/installation methods, the sensor may slip in the SWR3 during removal; used to reinstall the sensor when proper hand tightening is used
- 3/8" square drive

S3624 3/8" Square Drive Metric 24/36 mm Filter Flip Socket

- One tool will remove/install all three filter caps on Ford® 6.0 L Power Stroke® diesel-powered vehicles such as Super Duty® Series pickups, Econoline® vans and Excursion®
- Used for removal and installation of the oil filter cap, primary and secondary fuel filter caps
- Not for impact use
- Requires optional 3/8" drive extension (FX1 or FXWP1 1-1/2" long)

24 mm applications:

- Buick® vehicles: VVT-V6 Rendezvous Ultra, LaCrosse® CSX
- Cadillac® vehicles: VVT-V6 CTS®, STS®, SRX®
- Saturn® vehicles: L-3000 V6

35/36 mm applications:

- Audi®/Volkswagen®: VR6 engine
- BMW®: 6-, 8- and 12-cylinder engines
- Mercedes-Benz®: diesel engines
- Mini Cooper®
- Volvo®: 40 and 50 Series, XC90® with 3.2L 6-cylinder engine
- Nickel-chrome finish



OFSKIT



OFS2432



A129



SWR3



S3624



- Rethrading taps and dies renew existing threads; do not use for cutting new threads or on hardened steel.
- Wear safety goggles (user and bystanders).
- These products can expose you to chemicals which are known to the state of California to cause cancer and reproductive harm. See pages P1–P2 for details.
- Read Safety Precautions on pages W1–W4

DIESEL: AUTOMOTIVE DIESEL



ICP1610

Injector Pullers**ICP1610[†] Duramax[®] LB7 Injector Cup Puller**

- Designed to remove and help avoid damage to injector cup sleeves
- A must-have tool when re-sealing the sleeves, allowing the technician to work more efficiently
- Heat-treated alloy steel for long life



IPK1170

IPK1170[†] Injector Puller Kit

- Used for GM[®] LB7 Duramax[®] engines
- Pulls injector straight
- Pulls far enough to completely remove a stuck injector
- Saves time by reducing the likelihood of loosening the sleeves (up to 1/2 hour per sleeve)
- Removes sleeve from the injector without damage



IPK1220

IPK1220[†] Injector Puller Kit

- Removes diesel injectors on VW[®] and Audi[®] vehicles from 2000–present
- Correct tools all in one kit—no searching for shop tools
- Kit contains (3) adaptors with 2 lb slide weight on a 10" slide shaft
- Kit includes the newest style adaptor to keep this kit current for the next ten-plus years



IPK1330

IPK1330[†] Injector Puller Kit

- Used to remove diesel injectors from GM[®] vehicles produced from 2004–2010 with an LLY, LBZ or LMM Duramax[®] engine
- Pulls injector straight out without rocking
- Pulls far enough to completely remove a stuck injector
- Saves time and reduces the likelihood of damaging the injector or head



IPK1400

IPK1400[†] Injector Puller Kit

- Removes fuel injectors from GM[®] vehicles produced from 2009–current with SIDI engines
- Works on many other makes and models of motor vehicles
- Designed to pull the injector straight out reducing the possibility of damaging the injector or head
- Pulls injector straight out without rocking
- Sturdy enough so it won't slip off
- Saves time and reduces the likelihood of damaging the head or injector



IPK1630

IPK1630[†] 6.7 L Ford[®] Power Stroke[®] Injector Puller

- Factory tools rock the injector, binding it to the head and possibly damaging injector; the IPK1630 pulls the injector straight out without rocking and damaging the injector or head
- Unique cantilever I-beam design allows easy assembly on the motor and provides a solid platform for pulling the most stubborn injectors
- Lifts about 3/4" to completely remove a stuck injector
- Saves time by reducing the likelihood of damaging the head or injector
- Made from heat-treated alloy steel for rigidity and durability



IPK1640

IPK1640[†] GM[®] LML Duramax[®] Injector Puller

- A factory tool will rock the injector, binding it into the head and may damage the injector. The IPK1640 will pull the injector straight out without rocking, reducing the possibility of damaging the injector or head
- Custom I-beam bridge design allows easy access to hard to reach injectors and a solid pulling bridge to pull out the most stubborn injectors
- Lifts about 3/4" to completely remove a stuck injector
- Saves time by reducing the likelihood of damaging the head or injector
- Made from heat-treated alloy steel for rigidity and durability

Suspension/Steering Tools (Heavy-Duty Truck)

PAR1188A[‡] Pitman Arm Remover F-Series

- Patented design uses leverage action and requires less torque and space compared to other pitman arm tools and removal methods
- Requires less clearance and eliminates the need to remove the steering box on most trucks
- Accommodates pitman arms that are 3" wide
- Forged alloy steel construction securely locks the tool in place



PAR1188A

S2030[‡] 1/2" Drive 1-1/8" Crowfoot Air Suspension Wrench

- Low profile wrench with spline drive designed to access the tight area inside the air bag mounting bracket
- Because of tight area and limited access to the air spring mounting bracket, this design saves technicians 30 minutes over current methods
- Blind stop on the wrench also acts as a strengthening gusset
- Heat-treated forged alloy steel for strength and durability



S2030

Hand Sockets

PPM624 3/4" Drive SAE 3/4" Internal Final Drive Pipe Plug Socket

- Designed for final drive drain plugs on Caterpillar[®] D8 dozers as well as Komatsu[®] WA500 wheel loaders and 275, 375 and 475 dozers



PPM624

S6100 3/8" Drive 3-Lobe Hand Wheel Socket

- Designed to aid in the removal of rusted and corroded hand wheels without breaking them
- Manufactured from special steel with a higher alloy content
- Precision forged and heat-treated for optimum strength and durability
- Nickel-chrome plating helps protect against corrosion and makes it easy to wipe clean



S6100

S6160 1/2" Drive 12-Point Metric 12 mm Extra-Long Head Bolt Socket

- Use on 1986-later Nissan[®] engines with 12 mm head bolts
- 8" length reaches past the cam and rocker assembly to service head bolts
- Thin-profile socket and shank will reach through the access hole and past the overhead camshaft
- Additional high-torque applications include removal and installation of universal joint flange bolts on Ford[®]/Mercury[®] cars such as Mustang[®], Crown Victoria[®], Lincoln[®], Ford[®] Explorer[®], Ranger[®] and F-150[®]/F-250[®] trucks



S6160

S6194 1/2" Drive 12-Point Metric 12 mm Head Bolt Socket

- Used on Toyota[®] and Nissan[®] cars and trucks, and Honda[®] cars with 12 mm head bolts
- 4-1/8" length reaches past the cam and rocker assembly to service the head bolts
- Thin-profile socket and shank reach through the access hole and past the overhead camshaft
- Additional high-torque applications include removal and installation of universal joint flange bolts on Ford[®] Explorer[®], Ranger[®] and F-150[®]/F-250[®] trucks



S6194

S6260 1/2" Drive 12-Point SAE 1/2" Heavy-Duty Spicer[®] Drive Impact Socket

- For removal of heavy-duty Spicer[®] drive shaft bolts that have 1/2" fasteners found on Kenworth[®] and Peterbilt[®] trucks, and many other heavy-duty applications
- 8" long



S6260

SHR20 Oil Galley Drain Plug Socket

- For the removal and installation of the oil galley drain plug on Caterpillar[®] 6 cylinder engines
- Galley plugs may leak and need to be removed so a new O-ring can be installed
- Low-profile design helps get into tight applications
- Special alloy steel provides corrosion resistance
- 1/2" drive, 5/8" Hex socket, 6-point, 1-1/4" long



SHR20

SIMDML202 3/4" Drive 20 mm Double Hex Impact Socket

- For use on CAT[®] C7 cylinder head bolts, found mostly in CAT[®] earth moving machinery



SIMDML202

- Read and follow safety messages in the instructions.
- Do not use chrome or industrial finish hand tools with power drivers or impact drivers.
- Screen the puller application
- Inspect the puller; do not use damaged parts
- Use the proper type and size of puller for the job
- Wear safety goggles (user and bystanders).
- [‡]These products can expose you to chemicals which are known to the state of California to cause cancer and reproductive harm. See pages P1-P2 for details.
- Read Safety Precautions on pages W1-W4



HEAVY-DUTY TRUCK SERVICE TOOLS



DW402C



S6197



S6199



S6217



S6218



S6230



SIML302



SIMML343

Impact Sockets

DW402C 3/4" Drive 6-Point SAE 1-1/4" Dayton Lug Nut Impact Socket

- For use with socket retainers

S6197 1/2" Drive 12-Point SAE 1/2" Heavy-Duty Drive Line Impact Socket

- Used on Kenworth® and Peterbilt® heavy-duty drivelines with 1/2" fasteners and many other heavy-duty 1/2" applications
- Socket will clear the weld yoke, when removing the cap screws holding the wing bushings to the end yoke
- 4-1/8" long

S6199 3/4" Drive U-Bolt Impact Socket

- Used on semi trucks using 5/8" dia. U-bolts for springs and other suspension components
- Up to 2" longer than a standard deep socket to easily accommodate the excess thread length—saves time compared to cutting off excess thread to use a standard deep socket
- 1-1/8" wrench size, six-point, 3/4" drive, 5" long

S6217 3/4" Drive Head Bolt Impact Socket

- For head bolts on heavy-duty trucks and buses with MBE900 Mercedes-Benz® engine
- Used on certain Detroit Diesel® head bolts with the MBE900 Mercedes-Benz® engine where clearance requires a thin-walled socket
- Socket height helps when using a torque wrench due to the length of the torque wrench handle for clearance
- 3/4" drive, 12-point, 17 mm, 4-3/4" long

S6218 1/2" Drive Metric 18 mm Double Hex Socket

- Used in conjunction with a 1/2" drive impact gun to remove driveshaft bolts on Kenworth® semi-trucks
- 1/2" drive, 12-point, 18 mm, 6" long socket
- Manufactured from special steel with a higher alloy content
- Industrial finish helps protect against corrosion
- Precision machined and heat-treated for optimum strength and durability

S6230 1/2" Drive 6-Point SAE 15/16" Impact Socket

- Snap-on® sockets using the Flank Drive® wrenching system grip the fastener on the flanks/flats, delivering 15–25% more turning power
- Forged from tough alloy steel to increase safety and are heat-treated to a lower hardness to add impact resistance and ductility
- Designed for Autocar® and CCC®-style dump trucks and garbage trucks that use the 30/36 spring brake chamber made by MGM® Brakes added® to F450 on SRDM624
- When doing an emergency repair on the road or changing the diaphragm, the chamber needs to be caged before towing or disassembly
- Currently technicians are using a 15/16" wrench—this is time consuming and can be dangerous when servicing a broken down vehicle in traffic
- Length is designed to accommodate the very long threaded spring brake release stud assembly (release tool) in the brake chamber
- Standard deep 15/16" impact sockets are not long enough to fully engage the threads of the spring brake release stud assembly (release tool) in the spring brake chamber

SIML302 3/4" Drive 6-Point SAE 15/16" Flank Drive® Extra-Deep Impact Socket

- Flank Drive® wrenching configuration
- Special alloy steel combines strength and durability

SIMML343 Extra-Long Metric Impact Socket

- Used for removing and installing the lug nuts on Case® and International® combines

Impact Sockets

IM382CD 3/4" Drive 6-Point Metric 30 mm Flank Drive® Shallow Impact Socket

- Applications include Assault Breacher Vehicle; Utility Truck (Tamen: D00347K); Abrams M-1 Tank; Bridge Launcher Carrier; M1A2 Heavy Assault Bridge (hab)/Wolverine, 5420-01-430-4227; Armored Vehicle Launch Bridge (M60A1 and M48A5); Combat Tank, Ft, 120 mm gun (M1A1)



IM382CD

IMFDL242 3/4" Drive 12-Point SAE 3/4" Flank Drive® Deep Thin Wall Impact Socket

- Designed to remove the head bolts on Caterpillar® C12, C15, C16 and 3406E where the front two and back two head bolts are positioned under the valve covers
- Applications on certain Caterpillar® head bolts require a thin walled socket of a certain length
- Additional applications include Detroit Diesel® main bearing cap bolts and 19 mm head bolts on Mercedes-Benz® MBE904/MBE906 EGR engines (2007–later)



IMFDL242

IMSLE242A 3/4" Drive E24 Inverted TORX® Impact Socket

- Applications include removal and installation of head bolts on MaxxForce® 11 and 13 engines found on D15 International® (2010–current)



IMSLE242A

IPRD20 1/2" Drive 12-Point SAE 5/8" Low Profile Swivel Impact Socket

- Snap-on® impact sockets are heat-treated to optimize impact service life with a lower hardness than hand sockets and are able to withstand repeated cycling loads of impact wrenches
- Flank Drive® wrenching system delivers up to 20% more turning power without slipping or rounding, while exceeding ANSI® performance standards
- 30° uninterrupted swivel action for greater accessibility in tight quarters, allowing for easier and faster removal of stubborn fasteners
- Used on starter bolts on Cummins®, Caterpillar®, Detroit Diesel® and International® engines where housing is in the way when backing out the fastener using a standard-length impact socket



IPRD20

S6116 1/2" Drive 6-Point Metric 16 mm Impact Socket

- Socket is 4" long for easier access to head bolts
- Manufactured from special steel with a high higher alloy content
- Industrial finish helps protect against corrosion



S6116

S6126 1/2" Drive Double Hex 3/4" Driveline Socket

- Socket is 6" long to easily reach driveshaft bolts
- Manufactured from special steel with a higher alloy content
- Industrial finish helps protect against corrosion



S6126

S6213 1/2" Drive 12-Point Metric 13 mm U-Joint Strap Bolt Impact Socket

- Used for removal of 13 mm U-joint strap bolts found on Volvo®, Mack® and other heavy-duty applications
- 8" long



S6213

S6220 C15 Impact Socket for Caterpillar® Engines

- Used on Caterpillar® C15 engine rocker stud bolts where the length and broach depth of the socket are critical for the application
- 1/2" drive, 6-point, 11/16", 3-1/4" long



S6220

S6221 Fuel Injector Adaptor Impact Socket

- Used for the removal and installation of the fuel injector adaptor from the high-pressure rail and for servicing the O-rings on Navistar® DT466/570, HT570 (DT9 and 10) engines
- Similar to the Navistar® OEM tool part number ZTSE4725
- 1/2" drive, 1-1/16" hex



S6221



- Do not use chrome or industrial finish hand tools with power drivers or impact drivers.
- Check lug nut tightness with a torque wrench.
- Read Safety Precautions on pages W1–W4

HEAVY-DUTY TRUCK SERVICE TOOLS



SIMML180

Extra-Deep, mm

SIMML180 1/2" Drive 6-Point Metric 18 mm Flank Drive® Extra-Deep Impact Socket

- Applications include the removal and installation of the fuel tank hold down strap on International® 4400 chassis
- The fuel tank must be removed to replace the fuel sending unit
- 5" long to reach through the frame to access the fastener without the need of an extension



S6224



S6314



S6412



S6413



S6624



SIM462TW

Impact Sockets

S6224 1/2" Drive 6-Point SAE 3/4" 30/30 Air Brake Chamber Impact Socket

- Extra-long design allows for quick and safe removal of long-threaded brake release stud assemblies

S6314 Extra-Long Impact Socket

- 3-1/4" overall length

S6412 Drive Train Bolt Socket

- Removes drive train bolts on Ford® vehicles, Hino® 268 Box trucks, International® 4200 VT365 box trucks and 2007 Freightliner® M2 trucks

S6413 1/2" Drive 12-Point 13 mm Heavy-Duty Driveline Socket

- Designed to service heavy-duty diesel truck drivelines
- 1/2" drive, 12-point, 13 mm, 4-1/8" long

S6624 3/4" Drive 12-Point 24 mm Main Cap Bolt Socket

- For the removal and installation of the main cap bolts on 2007-later Detroit Diesel® DD13 and 15 engines
- Overall length (5-3/4") and square drive (3/4") of this socket are critical due to the torque rating for this application

SIM462TW 3/4" Drive 6-Point 1-7/16" SAE Deep Thin-Wall Impact Socket

- Designed to remove the lug nuts from Caterpillar® Model 793 mining trucks
- Thin-wall design accommodates easy removal of the 72 lug nuts spaced only 6 mm apart on each wheel



SIMDM212

Deep, mm

SIMDM212 3/4" Drive 12-Point Metric 21 mm Flank Drive® Deep Impact Socket

- Applications include flywheel bolts on Cummins® ISX engines

Impact Sockets

205RIPF 5 pc 3/8" Drive 6-Point SAE Low Profile Swivel Impact Socket Set

- Includes R1PF14C–R1PF20C and R1PF24C (7/16–5/8 and 3/4")
- Low-profile of swivel-end provides increased access to cramped front-end fasteners
- Sockets using the Flank Drive® wrenching system grip the fastener on the flanks/flats, delivering 15–25% more turning power
- Pin collar eliminated with new proprietary pin-welding process
- Laser-welded pivot pin reinforces socket wall and allows 30° of smooth, uninterrupted action for efficient power transfer at any angle and greater accessibility in tight quarters
- Designed to withstand today's high-torque impact guns for removing stubborn fasteners



205RIPF



R1PF18C

R1PF12C 3/8" Drive 6-Point SAE 3/8" Low Profile Swivel Impact Socket

R1PF14C 3/8" Drive 6-Point SAE 7/16" Low Profile Swivel Impact Socket

R1PF16C 3/8" Drive 6-Point SAE 1/2" Low Profile Swivel Impact Socket

R1PF18C 3/8" Drive 6-Point SAE 9/16" Low Profile Swivel Impact Socket

R1PF20C 3/8" Drive 6-Point SAE 5/8" Low Profile Swivel Impact Socket

R1PF22C 3/8" Drive 6-Point SAE 11/16" Low Profile Swivel Impact Socket

R1PF24C 3/8" Drive 6-Point SAE 3/4" Low Profile Swivel Impact Socket

Impact Sockets

S6240 3/4" Drive 6-Point SAE 1-1/4" Single Hex Deep Impact Socket

- Heavy-duty socket to service Blue Bird® buses and Hendrickson® type suspension U-Bolts



S6240

Slack Adjusters

BSA916† Slack Adjuster Wrench

- For brake service and slack adjuster installation on heavy-duty trucks equipped with Bendix® automatic slack adjusters
- Used to turn the manual adjuster hex
- Extra-deep 9/16" hex allows reach to recessed adjusters
- 14-1/2" overall length helps to overcome the anti-reverse mechanism
- Turn over to reverse
- Includes a protective vinyl boot

HSA716† Slack Adjuster Wrench

- For brake service and slack adjuster installation on heavy-duty trucks equipped with Haldex® automatic slack adjusters
- Used to turn the manual adjuster hex
- Extra-deep 7/16" hex allows reach to recessed adjusters
- 14-5/8" overall length helps to overcome the anti-reverse mechanism
- Turn over to reverse
- Protective vinyl boot helps to keep contaminants out of the ratchet mechanism for extended tool life



BSA916



HSA716

Special Application Sockets

IPSTML8 1/4" Drive 6-Point 8 mm Metric Deep-Flex Impact Socket

- Removes and installs glow plugs
- Designed with a retention O-ring that holds the glow plug in the socket while being installed or removed
- Removes and installs glow plugs on following vehicles: Ford® 2011–2012 F250®/F350® Super Duty® 6.7 L Power Stroke® Diesel 2011–2014 F450®/F550® Super Duty® 6.7 L Power Stroke® Diesel Dodge® 2007–2009 Dodge® Sprinter® Van; Jeep® 2007–2009 Grand Cherokee® Freightliner® 2007–2011 3.0 L V6 Diesel Sprinter® Van; Mercedes® 2007–2009 E320 3.0 L V6 Diesel, 2011 3.0 L V6 Diesel Sprinter® Van



IPSTML8



†These products can expose you to chemicals which are known to the state of California to cause cancer and reproductive harm. See pages P1–P2 for details.
• Read Safety Precautions on pages W1–W4

HEAVY-DUTY TRUCK SERVICE TOOLS



FRDH81



GSRM430



PAR1820



S7102



SRD35



SRDM624

Torque Adaptor

FRDH81 3/8" Drive 12-Point SAE 1/4" Torque Adaptor

- 176 in-lb working torque
- Precision-crafted from special alloy steel and heat-treated for optimum strength and durability
- Nickel-chrome finish helps protect against corrosion and makes it easy to wipe clean
- Double hex (12-point) configuration allows socket to engage single hex fastener every 30° rather than every 60°, allowing for better access in restricted areas
- Design features radius edges which will resist damage/nicks
- Center-to-center length on adaptor for easy torque calculations
- Larger sizes feature thicker construction for strength

GSRM430 1/2" Drive 6-Point Metric 30 mm Standard Torque Adaptor

- Design features radius edges which will resist damage/nicks
- Center-to-center length on adaptor for easy torque calculations
- Larger sizes feature thicker construction for strength

PAR1820[†] 46 mm Pitman Torque Adaptor

- Used to service and replace pitman arms on 2010 and later Ford®, GM®, Dodge® and other full sized trucks
- Adaptor is specially designed to clear the steering box housing and other obstacles
- Works on both factory pitman arms as well as aftermarket drop-style pitman arms that are installed on trucks with lift kits
- Proper torque specs with equation included on insert card

S7102 3/8" Square Drive Metric 30 mm Torque Adaptor

- Unique design allows fuel pressure regulator on 6.7 L Ford® diesel engines to be removed by clearing fuel rail with no interference from steering column

SRD35 3/4" Drive Diesel Head Bolt Torque Adaptor

- Eliminates the need to remove the truck/van cab from the chassis to access the rear head bolts, saving the technician time and preventing damage to the rear heat shield
- When coupled with an SM18, 18 mm socket, can access all of the head bolts, eliminating the need to change tools or remove the adaptor during the job
- Use of 3/4" drive ratchet/torque wrench transmits the high-torque necessary to loosen and tighten head bolts, with less strain on the technician
- Eliminates the need to remove the evaporator housing, saving two hours of time and the additional cost of refrigerant added during air conditioning recharging
- 3/4" square drive, 3-1/2" center-to-center length, 4-7/8" overall length

SRDM624 1/2" Drive 12-Point Metric 24 mm Torque Adaptor

- Services the rear brake caliper mounting bracket assembly on 2007 Ford® F-450®/F-550® trucks
- Tool fits between the bracket bolt and frame to allow the use of a torque wrench to properly torque the bracket bolts
- 1/2" square drive, 12-point, 24 mm, 6" center-to-center length, 7-7/32" long

Valve Adjusters

S6205[†] Valve Adjuster Socket

- See-through window in the 14 mm socket allows the technician to see the position of the 5 mm hex blade
- Faster valve adjustment time
- Sized for low clearance
- Soft grip handle
- Applications include 2002-later Mercedes-Benz® 900 series diesel engines and 2002-later trucks and buses

VAT930[†] Diesel Valve Adjustment Tool 15 mm/7 mm

- Two-in-one tool features a window in the socket allowing the technician to see the position of the nut driver holding the adjustment screw as the jam nut is tightened
- Unique handle pivots from one side to the other so the window is always visible
- Made from heat-treated 4140 steel, the tool is strong enough to handle the high breaking torque required after long service intervals
- Multi-functional design frees up one hand for feeler gauge operation

VAT940[†] Diesel Valve Adjustment Tool 15 mm/Flat

- Two-in-one tool features a window in the socket allowing the technician to see the position of the screwdriver blade holding the adjustment screw as it is tightened
- Unique handle pivots from one side to the other so the window is always visible
- Made from heat-treated 4140 steel, the tool is strong enough to handle the high breaking torque required after long service intervals
- Multi-functional tool design frees up one hand for feeler gauge operation

YA8880-3[†] Wire Handle with Grip

- Handle with slip cover—clips into the tool and pivots from one side to the other so the socket "window" is always visible



S6205



VAT930



VAT940



YA8880-3

Hand Sockets

- Essential for removing motorcycle front wheels
- Use torque wrench for axle torque specs
- Use breaker bar to remove difficult fasteners

HXD22 1/2" Drive External Hex 22 mm Socket

- Applications: 2002 and later Kawasaki® motorcycles; 2002 and later Honda® motorcycles; 2002 and later Triumph® motorcycles

HXD24 1/2" Drive External Hex 24 mm Socket

- Applications: Suzuki® motorcycles (1300GSXR and 1000GSXR); Hayabusa® motorcycles (various models)

SAM12LE 1/2" Drive Metric 12 mm Long Hex Bit Socket Driver

- Essential for removal or installation of bolt found on the lower forks of 2006 and newer Harley-Davidson® Dyna® series
- Used when servicing the internal parts of the fork

TUA6E 1/4" Drive 3/16" Stubby Flex Hex Bit Socket

- Precision machined and heat-treated for optimum strength and durability
- Replacement Bit – TMAXS6E2



HXD22

HXD24



TUA6E



SAM12LE

Special Application

- Spark plug extends through the socket for access in tight quarters
- Patented tapered hex design securely retains the spark plug in the socket without a rubber insert or magnet
- Patented diamond wedge design with six wedges equally aligns the spark plug in the center to avoid damage to the porcelain
- Spark plug is easily disengaged from the socket by applying gentle side pressure to break the contact
- 5/8" offset spark plug socket for limited-access situations
- Side through-hole for secure extension retention
- Spark plug socket is cold formed for extended tool life
- Low-profile socket easily reaches spark plugs without interference from custom exhausts or chassis

S9704RHS 3/8" Drive 6-Point SAE 13/16" Flank Drive® Low-Profile Spark Plug Socket

- Knurled surface for finger tightening and removal

S9724RHS 3/8" Drive 6-Point SAE 5/8" Flank Drive® Low-Profile Spark Plug Socket



S9704RHS



S9724RHS

Motorcycle Service Equipment

EEPV503‡ Motorcycle Compression Gauge Set

- Tests motorcycles and recreational vehicles with hard-to-access spark plug ports
- Gauge assembly includes a 2-3/4" dia. gauge and 18" flexible hose with a quick coupler
- Includes EEPV5G10L, EEPV5G12L and EEPV5G14L



EEPV503

Fuel Tank Cover

KAC1224TCA Motorcycle Gas Tank Cover

- Fits Harley-Davidson® Dyna®, Softail® and Touring models
- Fits various models of Yamaha®, Victory®, Triumph® and Kawasaki® motorcycles, plus many more
- Non-marring cover uses a non-abrasive inner liner that will not slide off



KAC1224TCA



WARNING



- Read and follow safety messages in Instructions.
- Do not use chrome or industrial finish hand tools with power drivers or impact drivers.
- ‡These products can expose you to chemicals which are known to the state of California to cause cancer and reproductive harm. See pages P1-P2 for details.
- Read Safety Precautions on pages W1-W4

MOTORCYCLE SERVICE TOOLS



HDM1236



HD6529

Adjusting Tools

HDM1236 Axle Nut Torque Adaptor for Harley-Davidson® Motorcycles

- Allows adjustment of the drive belt on certain Harley-Davidson® models without removing the saddlebags, exhaust pipes, or other parts and accessories
- 1/2" square drive, 36 mm wrench
- Center-to-center length is stamped on the adaptor for easy torque calculation

HD6529† Ratcheting Hex Wrench (Blue-Point®)

- Reversible ratchet lever is conveniently located for one-hand operation
- 3/16" hex bit is easily replaced if damaged
- Low-profile design for extra clearance between the frame and engine
- Comfortable rubber grip will not scratch chrome
- 9-3/4" overall length for additional reach
- 1/4" hex drive, 3/16" hex bit for Harley-Davidson® Evolution® motor rocker box cover bolts



OFHD

Funnels/Spouts

OFHD Oil Filler for Harley-Davidson® Motorcycles

- Allows access to the fuel filter and pump as the lock ring is connected to the pump
- Oil filler for 1999–2006 Harley-Davidson® Touring Motorcycles with the Push-in Style oil caps
- Prevents any unwanted mess; fastens and seals onto filler neck
- ABS plastic
- Smooth surface will not scratch painted surface



SGSR104AR

General Service Tools

SGSR104AR 4 pc Instinct® Soft Grip Seal Removal Tool Set

- For use on transmissions, heater and vacuum hoses, oil pump drive shaft seals, injectors and fuel rail O-rings, inner tie-rod rack boot and CV boot removal, fork seals, and caliper dust boot assemblies on Harley-Davidson® and other motorcycles, and steering racks and pumps
- SGSR1AR–SGSR4AR (4 pc) in a storage tray



YA173B

Colors Available



ADD SUFFIX TO STOCK NUMBER FOR SPECIAL COLORS.

YA173B† Clip-On-Style Angled Air Chuck (Blue-Point®)

- 1/4"-18 female NPT
- Spring-loaded, trigger-operated valve stem clip
- Maximum operating pressure is 200 PSI
- For use with air lines only—do not use on inflators



TPCLRA

TPCLRA† Right Angle Air Chuck

- Low-profile right-angle design easily accesses hard-to-reach valve stems
- Ideal for motorcycles and ATV tires
- Closed chuck for use on live air lines
- 175 PSI maximum working pressure
- Durable brass body with a plated finish
- 1/4" FNPT

General Service Tools

A15A 1/2" Drive 1-3/16" Blade Width Drag Link Socket

- Applications include usage on the engine oil drain plug and rear differential drain plug on Kawasaki® UN1500, UN1600 and UN2000 motorcycles

CPT110A 3/8" Drive 6-Point Metric 17 mm VW® Transmission Drain Plug Socket

- For use on VW® transmission drain plugs
- Additional applications include removing the front wheels on Triumph® Daytona® and America motorcycles

GF22 3/8" Drive 11/16" Blade Width Drag Link Socket

- Applications include use on the engine oil fill cap on Kawasaki® UN1500, UN1600 and UN2000 motorcycles

MT125A Self-Powered Timing Light (Blue-Point®)

- Self-powered timing light features a single 6' inductive pick-up
- Quick attachment to spark plug wires on motorcycles, marine motors, snowmobiles, jet skis, small engines and other equipment that do not have easy access to a battery power source
- Can be used for automotive applications
- On/Off switch is located within thumb's reach
- Maximum 2,000 RPM

S7100 1/2" Drive 1-3/4" Compensator Holder Harley-Davidson®

- Use with 1/2" breaker bar to hold Harley-Davidson® compensator sprocket for removing or installing center bolt
- Single person operation when utilizing tool as described
- Tool allows for proper torque application during installation, and impacting during removal of center bolt
- 1-3/4" single hex, 1/2" square drive

TA358† 3/8" Square Drive Torque Angle Gauge

- Determines angle controlled torque tightening
- Allows user to follow manufacturer's specifications
- Used on automotive, diesel and industrial equipment, plus head bolts and rod bolts on motorcycles
- 1/4" FNPT

VT1B‡ Valve Stem Puller

- Vinyl spacer protects rims
- Simplifies inserting any tubeless tire valve
- Swivel head screws onto the cap thread of the tire valve
- Handle is used as a lever to pull the tire valve into the rim hole



A15A



CPT110A



MT125A



S7100



TA358



VT1B

Service Set

CYCLESET 33 pc Motorcycle Tool Set

- Services most US-manufactured motorcycles from battery service, cable and clutch adjustments, to gas tank and seat removal—covers roadside maintenance and emergency repairs
- Includes (1) gap gauge, (1) 3/8" drive 6-point SAE 13/16" shallow spark plug socket, (1) 1/4" internal drive x 3/8" external drive adaptor, (1) 1/4" drive 4" knurled extension, (6) 1/4" drive 6-point SAE shallow sockets (9/16, 1/4, 5/16, 3/8, 7/16 and 1/2"), (1) 1/4" drive sliding T-handle, (1) 12-point metric 10 mm short combination wrench, (2) 1/4" hex flat tip power bits, (1) 1/4" hex PHILLIPS® #2 power bit, (5) 1/4" hex TORX® power bits (T15, T20, T25 and T30), (2) 5/16" TORX® insert bits (T40 and T45), (5) 1/4" hex SAE power bits (1/8, 5/32, 3/16, 7/32 and 1/4"), (2) 5/16" hex SAE power bits (5/16 and 3/8"), (1) 1/4" drive magnetic bit socket, (1) 3/8" drive 6-point SAE 5/8" standard retention spark plug socket, (1) 8" adjustable wrench and (1) 1/4" drive standard ratchet
- Includes a kit bag



CYCLESET

- Do not use chrome or industrial finish hand tools with power drivers or impact drivers.
- Wear safety goggles (user and bystanders).
- Read and follow safety messages in the Instructions.
- Do not use in environment with explosive vapor.

†These products can expose you to chemicals which are known to the state of California to cause cancer and reproductive harm. See pages P1-P2 for details.

- Read Safety Precautions on pages W1-W4



AVIATION SAFETY WIRING



Wire Twisters

Cushion throat wire twisters feature a polyurethane filler that is bonded into the tool's cutter head to help prevent flying wire bits. A special undercut design helps maintain cutting edges and increases tool durability. Ideal for assembly line applications.



Wire Twister/Cutters

Stock No.	Description (Chart)	Overall Length, inches	Wire Capacity, inches	Wire Retainer
GA311C [‡]	Wide range of applications	10-1/2	.060	No
PR311 [†]	Similar to GA311C, but not spring loaded. Right-hand only with manual return.	10-1/2	.060	No
WTR1A [‡]	Reversible Wire Twister/Cutters	8-3/4	.041	No
WTS6 [‡]	Reversible Wire Twister	8-3/4	.041	Yes
WTRW6A [‡]	Reversible Wire Twister/Cutters	8-3/4	.041	Yes
WTG8A	Reversible Wire Twister	8	.015-.031	Yes
WTRW9 [‡]	Reversible Cushion Throat Wire Twister/Cutter	11	.02-.06	Yes
WTG10A	Reversible Wire Twister	10-1/2	.031-.039	Yes
WT11D [‡]	Small size for use in tight quarters	8-1/2	.041	No



WT105-2004



WT105-2016

Safety Wire

Stock No.	Wire Size, inches (mm)	Wire Length, feet (meters)	Container
WT105-2004 [‡]	.020 (.51)	230 (70)	1/4 lb Spool
WT105-2016 [‡]	.020 (.51)	937 (286)	1 lb Canister
WT105-2516 [‡]	.025 (.64)	599 (183)	1 lb Canister
WT105-3204 [‡]	.032 (.81)	90 (27)	1/4 lb Spool
WT105-3216 [‡]	.032 (.81)	366 (112)	1 lb Canister
WT105-4116 [‡]	.041 (1)	223 (68)	1 lb Canister
WT105-4204 [‡]	.041 (1)	55 (17)	1/4 lb Spool
WT105-5116 [‡]	.051 (1.3)	144 (44)	1 lb Canister

AVIATION: SPECIALTY SERVICE TOOLS



AOC01

Aircraft Oil Filter Wrenches

AOC01[‡] FOD Oil Can Opener

- Testing by Saybolt[®] laboratory proves this can opener eliminates a cause of FOD, eliminating costly downtime and repairs
- Using a screwdriver to open an oil can may leave metal debris in the oil, causing FOD to turbines
- Can opener is made of reinforced high-quality plastic designed to open a quart can of oil
- Durable, ergonomic, non-slip design is pocket size and can be attached to a key ring



AOFW2

AOFW2[‡] Aviation Oil Filter Wrench

- Oil filter wrench can be used for the installation and removal of oil filters on all standard general aviation aircraft with 1" hex oil filters
- Compact size allows for reach in restricted areas
- 3/8" drive torque wrench
- Refer to the Snap-on[®] SS306G Torque Chart for formula to obtain the correct applied torque



AFPW38

Aircraft Vacuum/Fuel Pump Wrenches

AFPW38 Aircraft Fuel Pump Wrench

- Small crowfoot for removal and installation of the fuel primer/injector line on Continental[®] and Lycoming[®] engines
- Can be used with a 1/4" drive extension and will easily fit into tight areas



AVPW716

AVPW716 Aircraft Vacuum Pump Wrench

- Removes and replaces vacuum pump flange nuts on aviation and experimental aircraft
- Use with any 1/4" drive extension

- Easily fits into tight areas between the pump and nearby accessories
- Cut-down head design adds greater flexibility than a wrench with a bent shank
- Applications include: Cessna[®]: Skyhawk[®], Skylane[®], Stationair[®] Piper[®]: Cub[®], Warrior[®], Archer[®], Seminole[®], Aztec, Navaho, Chieftain Mooney[®]: M[®] 20 series, M[®] 200 series, Ovation, Acclaim Beechcraft[®]: Bonanza[®], Duchess, Baron[®] Cirrus[®]: SR20 and SR22 aircraft

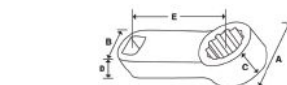
Torque Adaptors, mm (1/4" Drive)

- Manufactured from special alloy steel
- Precision forged and heat-treated for optimum strength and durability
- 12-point double hex allows the socket to engage single hex fastener every 30° rather than every 60°, allowing for better access in restricted areas
- 1" center-to-center length on adaptor for easy torque calculations
- Design features radius edges that resist damage/nicks

mm	Stock No.	A	B	C	D	E
6	TRDHM6***	9.5	11.9	6.6	6.6	25.4
7	TRDHM7**	9.5	11.9	6.6	6.6	25.4
8	TRDHM8**	9.5	11.9	6.6	6.6	25.4

*For applications involving AS350/355 Airbus® helicopters (formerly Eurocopter) known as A-star® and Twin-Star helicopters in North America

**Used attached to a torque wrench on a hard-to-reach fastener



TRDHM6

TRDHM6 1/4" Drive 12-Point Metric 6 mm Torque Adaptor

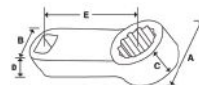
TRDHM7 1/4" Drive 12-Point Metric 7 mm Torque Adaptor

TRDHM8 1/4" Drive 12-Point Metric 8 mm Torque Adaptor

Torque Adaptors, SAE (1/4" Drive)

- Manufactured from special alloy steel
- Precision forged and heat-treated for optimum strength and durability
- Double hex (12 point) allows socket to engage single hex fastener every 30° rather than every 60°, allowing for better access in restricted areas
- Center-to-center length on adaptor for easy torque calculations

mm	Stock No.	A	B	C	D	E
5/16	TRDHL101	1/2 (12.7)	15/32 (11.91)	1/8 (3.18)	17/64 (6.75)	2 (50.8)
5/16	TRDHL101	1/2 (12.7)	15/32 (11.91)	17/64 (6.75)	17/64 (6.75)	2 (50.8)
3/8	TRDHL121	37/64 (14.68)	15/32 (11.91)	17/64 (6.75)	17/64 (6.75)	2 (50.8)
7/16	TRDHL141	43/64 (17.1)	15/32 (11.91)	17/64 (6.75)	17/64 (6.75)	2 (50.8)
1/4	TRDHL81	13/32 (10.32)	15/32 (11.91)	17/64 (6.75)	17/64 (6.75)	2 (50.8)



TRDHL121

Torque Adaptor

FTA35 3/8" Drive Female/Male Torque Adaptor

- Used with a socket and torque wrench to reach and properly torque fasteners in hard-to-access areas
- 3-1/2" length measured center to center

STA35 1/2" Drive Female/Male Torque Adaptor

TTA35 1/4" Drive Female/Male Torque Adaptor



FTA35



STA35



TTA35

Hose Clamp Socket

AHCS1 Aircraft Hose Clamp Socket

- Use on hose clamps found on Lycoming®, TCM (Continental®) and other engines found on Cessna®, Piper® and Beechcraft® aircraft
- Slotted socket is for removing and installing the three different size thumb knobs found on aircraft hose clamps

- Competitive sockets only work on one size and have a rubber O-ring that can cause a FOD issue
- 1/4" square drive



AHCS1

Fan Bolt Impact Socket

mm	Stock No.	A	B	C	D	E
3/4	IMTSX29	1-3/8	1-5/8	1	2	9/16

IMTSX29 External Mortorq® Impact Socket

- Used on fan bolts found on Rolls Royce® engines used on Airbus® A380® jets




IMTSX29



- Do not use chrome or industrial finish hand tools with power drivers or impact drivers.
- Wear safety goggles
- Do not use on live electrical circuits.
- †These products can expose you to chemicals which are known to the state of California to cause cancer and reproductive harm. See pages P1-P2 for details.
- Read Safety Precautions on pages W1-W4

AVIATION SPECIALTY SERVICE TOOLS



Deep Throw Speeder


N8323 1/2" Drive 32-7/8" Deep Throw Speeder Drive Handle

- Used on military aircraft to manually fold wings and lower landing gear



Aircraft Landing Gear Tools

- 1/2" driver deep throw speeder with pinned universal and ratchet adaptor
- LH100 and 755121 are required to be on board a C-130® aircraft before it can leave the ground



LH100 Ratchet Spline Boxsocket Assembly

- Extended-reach 1/2" drive ratchet with a pinned spline socket on one end and a box end spline wrench on the other

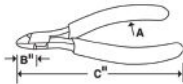
755121-1 1/2" Drive 23-7/8" Ratchet Adaptor Deep Throw Speeder

- 1/2" driver deep throw speeder with pinned universal and ratchet adaptor



LGSW125[†] Landing Gear Socket Wrench

- Used to remove and replace the landing gear harness through-bolt on Embraer® 190 aircraft
- 1-1/4" deep well socket with 1/4" slit cut allows the speed cable to pass through
- 3/8" square drive allows the torque wrench to torque the nut to 80 in-lb
- Flex-head and overall length is 11-1/2"




Cushion-Throat Cutters

- Urethane insert in jaws captures clipped material, reducing the likelihood of work environment contamination
- Retention of wire clippings enhances worker safety by preventing projectile material from being scattered throughout the worksite
- Handles are designed for comfort and deliver the leverage needed to tackle the most demanding jobs
- Quality forged steel ensures tools will provide years of service
- Fluorescent urethane formula helps reduce the potential of leaving the tool behind—just shine a UV light on the head of the cutter to activate its illuminating effect



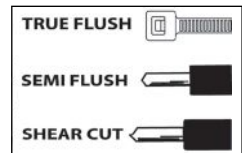
Stock No.	Description	A	B	C
84CFCTA	Cushion Throat Diagonal Cutter	Bowed	3/8	4-3/4
86ACFCT	Cushion Throat Diagonal Cutter	Bowed	3/4	6-5/16
P87150ACT	Cushion Throat 5" Oval Cutter—True Flush Cut	Bowed	17/32	5-3/16
388ACFCT	8" High-Leverage Cushion Throat Diagonal Cutter	Bowed	1-1/16	8-5/16



True Flush: Blades cut stranded wire ends and zip tie ends flat, allowing protruding ends to be trimmed flush


Semi-Flush: Ground blades cut slightly pointed wire ends and can be used where an exact flush cut is not required

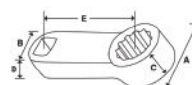
Shear Cut: Ground blades (on standard cutters) are designed for general cutting with less hand pressure and extended blade life



Spline, Low-Profile, inches

- Precision crafted from special alloy steel and heat treated for optimum strength and durability
- Nickel-chrome finish helps protect against corrosion and makes it easy to wipe clean
- Unique spline wrenching configuration can be used on ordinary 6- and 12-point fasteners
- Ideal for use with torque wrenches
- Will save time and avoid clearance issues when working on propeller assemblies
- Works on a wide variety of Lycoming® and Continental® engines used in Piper®, Cessna® and Mooney® aircraft

	Stock No.	A	B	C	D	E
7/16	FRESL14	3/4 (19.05)	3/4 (19.05)	3/16 (4.76)	7/16 (11.11)	2 (50.8)
1/2	FRESL16	25/32 (19.84)	3/4 (19.05)	3/16 (4.76)	7/16 (11.11)	2 (50.8)
9/16	FRESL18	13/16 (20.64)	3/4 (19.05)	3/16 (4.76)	7/16 (11.11)	2 (50.8)
5/8	FRESL20	29/32 (22.8)	47/64 (18.8)	3/16 (4.7)	7/16 (10.9)	2 (50.8)
11/16	FRESL22	1 (25.1)	47/64 (18.8)	3/16 (4.7)	7/16 (10.9)	2 (50.8)
3/4	FRESL24	1-5/64 (50.2)	3/4 (19.05)	7/16 (11.11)	3/16 (4.76)	2 (50.8)
7/8	FRESL28	1-1/4 (31.75)	3/4 (19.05)	7/16 (11.11)	3/16 (4.76)	2 (50.8)
15/16	FRESL30	1-5/16 (33.9)	47/64 (18.8)	3/16 (4.7)	7/16 (10.9)	2 (50.8)



FRESL14



FRESL20

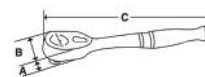


FRESL30

HI-LOK® Fastener Ratchets

Stock No.	Square Drive, inches	Gear Teeth	Swing Arc	A	B	C
FCY72	3/8	72	5	7/16	15/16	4-5/8
TFY72	1/4	72	5	7/16	15/16	6-1/4
TY72	1/4	72	5	7/16	15/16	4-5/8

ASME®/ANSI® B107.10



FCY72



TFY72



TY72

OIL AND GAS SERVICE TOOLS



APW10VLV



ATSK3621



GADW8VLV



GADW10VLV

Specialty Service Tools

APW10VLV Valve Persuader Wrench

- Refinery wrench used in oil and gas downstream facilities
- Great universal multi-tool for numerous daily applications, including 4 and 6" quick turns to open and close the valves

ATSK3621 Hex-to-Square Adaptor

- Used with the B2192 Impact Pentagon Socket to remove and tighten special bolts used by electrical utilities on pad-mounted and sub-surface underground facilities
- 7/16" hex, 1/2" square adaptor
- 3" long

GADW8VLV 8-1/2" Adjustable Valve Persuader Wrench

- Two tools combined into one convenient operator's tool that can be used wherever valves are adjusted for flow and pressure
- 8-1/2" overall length supplies leverage while being compact enough to be easily carried
- Adjustable wrench has large, 1-1/2" capacity
- 3/4" valve wheel wrench opening
- Precision hardened and anti-corrosion treated
- Easy-to-read size measurement scale: SAE on one side, metric on the other

GADW10VLV 10" Adjustable Valve Persuader Wrench

- 10" overall length supplies leverage while compact size allows for easy carrying
- Adjustable wrench has large, 1-3/4" capacity

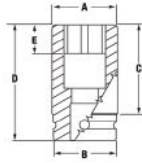


- Plastic coated handle does not protect against electric shock.
- Frequently inspect, clean, and lubricate all non-sealed ratchet mechanisms with light oil
- Do not use chrome or industrial finish hand tools with power drivers or impact drivers.
- †These products can expose you to chemicals which are known to the state of California to cause cancer and reproductive harm. See pages P1-P2 for details.
- Read Safety Precautions on pages W1-W4

OIL AND GAS SERVICE TOOLS




IM632BC1.5



Shallow, Single Square Impact Sockets, inches

• This “end effector” socket is used in the manufacturing of subsea and surface wellhead equipment in the oil and gas industries

	Stock No.	Square Drive, inches	A	B	C	D	E
1	IM632BC1.5	3/4	2-1/8	1-3/4	—	2-1/4	3/4
1	IM732BC1.5	1	2-1/8	2-1/8	—	2-3/4	3/4
1-1/2	IM748BC1.5	1	2-7/8	2-3/8	1-5/8	3-1/2	7/8
1.66	IM753.1BC1.5	1	1-15/16	2-3/8	—	3-1/2	1-1/16





OG2824



OG2828

Generator Engine Sockets

- Socket is used in the oil and gas industries to adjust valves on large generator engines
- Removes cover bolts and adjusts valves on Waukesha® VHP® Series engines
- Sockets are used with a XO2830 7/8–15/16" standard-length deep 60° offset wrench
- The offset on the wrench protects the user’s hand during valve adjustment
- Retaining Ring holds the socket onto the 7/8" part of the XO2830 wrench, as the sockets have a 7/8" male hex

		External Hex, inches	Style
3/4	OG2824	7/8	12-Point
7/8	OG2828	7/8	12-Point

RAILROAD SERVICE TOOLS




N8842



N8741

Track Bolt and Frog Bolt Sockets, inches

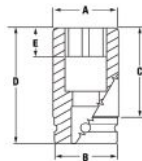
	Stock No.	Drive Size, inches
1-11/16	N8834	1
1-13/16	N8835	1
1-5/8	N8842	1
1-7/16	SIM746NT	1
2-3/16	N8741	1

N8741 Frog Bolt Socket


- 1" drive socket is used primarily for Frog bolt applications



N8913




Side Bearing Cage Socket

	Stock No.	Drive Size, inches	A	B	C	D	E
E20	N8913	3/4	1-5/32	1-5/8	3/4	1-3/4	1/2

N8913 3/4" Drive E20 TORX® Side Bearing Cage Socket

- 3/4" drive E20 TORX® socket services the break-off portion of the side bearing cage bolt
- Used for installation of shear type E20 bolt during alignment of suspensions on Hendrickson® trailers

Railroad Wrenches


	Stock No.	B	D	E
13/16-7/8"	GVO2628TH.20	1-11/16-1-13/16	7/32	10

GVO2628TH.20 Open-End 1-11/16-1-13/16" Railroad Wrench


- Used on railroad auxiliary generator coupler nuts (EMD locomotives)

M4431B Car Yard Inspector Wrench

- Tightens air brake external nuts and cover screws
- Incorporates (4) 12-point sockets (3/4", 7/8", 15/16" and 1") plus a 9/16" open wrench all in one tool
- Box end portion of the wrench is 10-3/8" long
- Open end portion of the wrench is 6-1/4" long



Railroad Torque Socket


	Stock No.	A	B	C	D	E
3/4"	SIMDTSA402	2	1-21/32	3-1/2	5-7/16	13/16

SIMDTSA402 Railroad Torque Socket

- Allows operators to use angle torque to obtain proper torque on AH traction motor gearcase bolts when applying to new gearcases or replacing broken gearcase bolts



Lag Screw Sockets, inches

	Stock No.	A	B	C	D	E
1-1/8 x 7/8	5703747UPA	1-7/8	2-1/8	1-3/4	3-1/2	7/8
1	IM728NT	1-3/4	2-1/8	31/32	2-1/8	13/16
1-1/8	IM736NT	1-13/16	2-1/4	1-3/32	2-1/4	3/4

5703747UPA Rectangular Head Lag Socket

- For use on special rectangular head lag screws
- Rectangular head timber screw spikes are used to secure the rail anchor or rail clip
- The screw spikes are used by all railroads to varying degrees, but mainly the North American freight railroads (BNSF®, NS®, CSX®, UP®RR, KCS, CP Rail System® and CN® Rail)
- The opening is 1-1/8 x 7/8" with a 1" square drive and can be used on an impact wrench

IM728NT Lag Screw Socket

- 1" drive, 1" square

IM736NT Lag Screw Socket

- 1" drive, 1-1/8" square



Manual Nut Splitter

Stock No.	Description
NC52	Manual Nut Splitter
NC52-3	Extra Cutter
NC52-4A	Anvil

NC52 Manual Nut Splitter

- Used for splitting nuts up to 3/4" across the flats
- Bar acts as a handle to hold the tool securely



- Do not use chrome or industrial finish hand tools with power drivers or impact drivers.
- Read Safety Precautions on pages W1-W4

US APPRENTICE SET



9100GSBO

US Apprentice Set

Stock No.	Description	Page
114ATMP	14 pc 1/4" Drive 6-Point SAE Shallow General Service Socket Set	132
206EAU	6 pc 3/8" Drive Adaptor/Extension Set	151
211FSY	11 pc 3/8" Drive 6-Point SAE Flank Drive® Shallow Socket Set	155
211SFSY	11 pc 3/8" Drive 6-Point SAE Flank Drive® Deep Socket Set	157
317MSPC	17 pc 1/2" Drive 6-Point SAE General Service Socket Set	232
91ACP	9" Adjustable Joint Interlocking Channel Pliers	382
AW1015DHK	15 pc SAE L-Shaped Hex Wrench Set	303
BP16B	16 oz Ball Peen Hickory Handle Hammer (Blue-Point®)	401
CSA8C	Rigid Carbon Scraper	413
ENC09602001	Veratti® M50	—
F80	3/8" Drive Dual 80° Technology Standard Handle Ratchet	144

Stock No.	Description	Page
GA295†	2-1/4" Round Mirror with 14" Shaft (Blue-Point®)	777
HBPT16	16 oz Plastic Tip Hammer	400
HS50	Quick Cutter Hand Saw	403
HSG319	Bi-Mold Soft Grip Handle Hacksaw	403
MAGST2D016	2D Cell LED Maglite® Flashlight	—
OEX709B	9 pc 12-Point SAE Flank Drive® Combination Wrench Set	274
PL307ACF	3 pc Pliers Set	377
PPC710BK	11 pc Punch and Chisel Set	395
PRH57A	Convertible Retaining Ring Pliers (Blue-Point®)	385
PT5C†	Telescopic Magnetic Pick-Up Tool (Blue-Point®)	776
PWC6†	Wire Stripper/Cutter (Blue-Point®)	388
SHDX800	8 pc Instinct® Hard Grip Combination Screwdriver Set	343
TPMA12	12" Tape Rule	775

9100GSBO Complete Apprentice Set

- Includes 9100GSO and the KRA2055FPBO Top Chest
- 9100GSO Apprentice Set
- US Apprentice Set tools only
- Does not include a top chest

9100GSM Metric Plus Apprentice Set

- 9100GS Set plus, AWM110DK Metric Hex Wrench Set (11 pc), 212FMY Metric 12-Point Socket Set (12 pc) and OEXM710B metric 12-Point Combination Wrench Set (10 pc)
- Does not include a top chest



9000GS2

KRA4059FPB0

US Set 2

Stock No.	Description	Page
1650	16" Prybar	376
110STMY	10 pc 1/4" Drive 6-Point SAE Flank Drive® Deep Socket Set	114
112TMMY	12 pc 1/4" Drive 6-Point Metric Flank Drive® Shallow Socket Set	112
2004BSKA	4 pc Battery Service Kit	701
212EFTXY	12 pc Combination Drive TORX® Bit Standard Socket Set	120
212FSMY	12 pc 3/8" Drive 6-Point Metric Flank Drive® Shallow Socket Set	155
212SFSMY	12 pc 3/8" Drive 6-Point Metric Flank Drive® Deep Socket Set	156
97ACF	9" Needle Nose Pliers	380
AC5C	Hand Scratch Brush (Blue-Point®)	812
AWM110DHK	11 pc Metric L-Shaped Hex Wrench Set	303
FADH12C	12" Flank Drive® Plus Adjustable Wrench	305
FB303B‡	Wire Gap for Electronic Ignition Systems Gauge	772
FB316B‡	Feeler Gauge Set (Blue-Point®)	770
FB325A‡	25 pc SAE and Metric Feeler Gauge Set (Blue-Point®)	453
FB361A‡	Gapper Gauge (Blue-Point®)	772
FLF80A	3/8" Drive Dual 80° Technology Long Handle Flex-Head Ratchet	145

Stock No.	Description	Page
FXK11	3/8" Drive 11" Knurled Friction Ball Extension	149
GSAF1F	1/2" Drive Square Drive Adaptor	205
KRA4059FPB0	26" Nine-Drawer Top Chest	46
LP10WR	Curved Jaw with Cutter Locking Pliers	383
OEX30B	15/16" 12-Point SAE Flank Drive® Combination Wrench	275
OEX32B	1" 12-Point SAE Flank Drive® Combination Wrench	275
OEXM710B	10 pc 12-Point Metric Flank Drive® Combination Wrench Set	273
PK53A	Single Bevel Putty Knife/Scraper (Blue-Point®)	414
RXFS605B	5 pc 6-Point SAE Flank Drive® Double End Flare Nut Wrench Set	288
S9704KA	3/8" Drive 6-Point SAE 13/16" Flank Drive® Shallow Spark Plug Socket	422
S9706KRA	3/8" Drive 6-Point SAE 5/8" Flank Drive® Standard Retention Spark Plug Socket	421
SGA173BR	Soft Grip Radiator Hose Pick	722
SGASA204CR	4 pc Instinct® Soft Grip Miniature Pick Set	370
SGDMRC44B	Ratcheting Soft Grip Standard Screwdriver	355
SGT4BR	1/4" Drive 6-13/16" Instinct® Soft Grip Standard Shank Driver	107
TMXK60	1/4" Drive 6" Knurled Extension	108

KRA4059FPB0 26" Nine-Drawer Top Chest

- Lock 'N Roll® system prevents the drawers from drifting open during unit movement
- Drawer pulls are 50% deeper than other brands for better leverage
- Rolled drawer edges for strength and safety
- Teardrop-shaped drawer hems provide safe edges and keep drawers from sagging
- High-security tubular interchangeable locks
- Tough nine-step pre-painting process
- Four Colors: Red (PBO), Gloss Black (PC), Royal Blue (PCM), Electric Orange (PJK)

9000GS2 Add-On Group 2

- More than 100 pc
- Does not include a tool storage unit

9200AGSO Tools Only US Set 2

- Includes 9100GSO and 9000GS2
- Does not include tool storage

9200GSB Complete US Set 2

- Includes 9100GSO, 9000GS2, plus the KRA4059FPB0 top chest



‡These products can expose you to chemicals which are known to the state of California to cause cancer and reproductive harm. See pages P1-P2 for details.
 • Read Safety Precautions on pages W1-W4

US SET 3



KRA4059FPBO



KRA4008FPBO



9000GS30

US Set 3

Stock No.	Description	Page
112STMMY	12 pc 1/4" Drive 6-Point Metric Flank Drive® Deep Socket Set	113
207EFAMY	7 pc 3/8" Drive Metric Hex Bit Socket Set	170
208EFAY	8 pc 3/8" Drive SAE Standard Hex Bit Socket Set	171
310IMMYA	10 pc 1/2" Drive 6-Point Metric Flank Drive® Shallow Impact Socket Set	220
310SIMMYA	10 pc 1/2" Drive 6-Point Metric Flank Drive® Deep Impact Socket Set	222
311IMYA	11 pc 1/2" Drive 6-Point SAE Flank Drive® Shallow Impact Socket Set	221
313TWMYA	13 pc 1/2" Drive 6-Point Metric Flank Drive® Shallow Socket Set	208
AC58E	Wire Brush (Blue-Point®)	812
IP80D	1/2" Drive Swivel Ball Lock Button Impact Universal Joint	219
JT13B	Blow Gun (Blue-Point®)	573
OEXM6B	6 mm 12-Point Metric Flank Drive® Short Combination Wrench	276
OEXM7B	7 mm 12-Point Metric Flank Drive® Short Combination Wrench	276
OEXM8B	8 mm 12-Point Metric Flank Drive® Short Combination Wrench	276
OEXM9B	9 mm 12-Point Metric Flank Drive® Short Combination Wrench	276
PT850	1/2" Drive Air Impact Wrench	525
QD3R250A	1/2" Drive SAE Adjustable Click-Type Fixed Ratchet Torque Wrench (50–250 ft-lb)	314
RXFMS606B	6 pc 6-Point Metric Flank Drive® Double End Flare Nut Wrench Set	288
S8	1/2" Drive 2-11/16" Friction Ball Universal Joint	206
SL80A	1/2" Drive Dual 80° Technology Long Handle Ratchet	201
SPBS24AO	24" Striking Prybar	374
SXK3	1/2" Drive 3-1/2" Extension	204
TF72	1/4" Drive Dual 80° Technology Standard Handle Flex-Head Ratchet	104
TMXK140	1/4" Drive 14" Knurled Extension	108

9000GS30 Add-On Group 3

- More than 100 pc
- Does not include tool storage

9300GSB0 Complete US Set 3

- Includes 9200AGS and 9200GS3, plus the KRA4008FPBO Roll Cab and KRA4059FPBO Top Chest

9300GSO Tools Only US Set 3

- Includes 9200AGS and 9000GS3
- Does not include tool storage



9000GS40



9400GSB0

US Set 4

Stock No.	Description	Page
1250	12" Prybar	376
206AFSA	6 pc 3/8" Drive 6-Point SAE Flank Drive® Shallow Universal Socket Set	159
206FSUMA	6 pc 3/8" Drive 6-Point Metric Flank Drive® Shallow Flex Socket Set	159
207SFRH	7 pc 3/8" Drive 6-Point SAE Flank Drive® Flare Nut Crowfoot Wrench Set	291
210FRHMA	10 pc 3/8" Drive 6-Point Metric Flank Drive® Flare Nut Crowfoot Wrench Set	291
313TSYA	13 pc 1/2" Drive 6-Point SAE Flank Drive® Deep Socket Set	209
388ACF	8" High-Leverage Diagonal Cutter	378
61CF	8" Duck Bill Pliers	381
AWP160	16" Adjustable Joint Pliers	382
BP24B	24 oz Ball Peen Hickory Hammer (Blue-Point®)	401
CJ2001P	Bolt Grip Puller Set	—
CSA12CO	12-7/8" Rigid Carbon Scraper	413
E1020	19 pc Extractor Set (Blue-Point®)	427
FADH8B	8" Flank Drive® Plus Adjustable Wrench	305
FL80	3/8" Drive Dual 80° Technology Long Handle Ratchet	144
FX24A	3/8" Drive 24" Friction Ball Extension	149
FXK4	3/8" Drive 4" Knurled Friction Ball Extension	149
FXK8	3/8" Drive 8" Knurled Friction Ball Extension	149
HBBD32	32 oz Ball Peen Soft Grip Dead Blow Hammer	399
HBFE32	32 oz Soft Grip Dead Blow Hammer	398
JCW62R	Standard Creeper	762
LP7WR	7" Curved Jaw with Cutter Locking Pliers	383
OEX080B	1/4" 12-Point SAE Flank Drive® Short Combination Wrench	277
OEX10B	5/16" 12-Point SAE Flank Drive® Combination Wrench	275
OEX34B	1-1/16" 12-Point SAE Flank Drive® Combination Wrench	275
OEX36B	1-1/8" 12-Point SAE Flank Drive® Combination Wrench	275

Stock No.	Description	Page
OEX40B	1-1/4" 12-Point SAE Flank Drive® Combination Wrench	275
OEXM200B	20 mm 12-Point Metric Flank Drive® Combination Wrench	273
OEXM210B	21 mm 12-Point Metric Flank Drive® Combination Wrench	273
OEXM220B	22 mm 12-Point Metric Flank Drive® Combination Wrench	273
OEXS709B	9 pc 6-Point SAE Flank Drive® Short Combination Wrench Set	277
OEXSM710B	10 pc 12-Point Metric Flank Drive® Short Combination Wrench Set	276
PPB1012A	Bronze Tapered Punch	397
PPC104A	Pin Punch	395
PPC108A	5-3/4" Pin Punch	395
PPC204A	5-3/4" Starter Punch	395
PPC208A	6-3/4" Starter Punch	395
PPC3A	Center Punch	395
PPC5A	6-15/16" Punch/Chisel Holder	395
SGCP1BR	Soft Grip Cotter Pin Puller	675
SGHBF500A	4 pc Instinct® Mixed File Set	410
SHDX40R	4 pc Instinct® Combination Hard Grip Mini-Tip Screwdriver Set	343
SN24C	1/2" Drive 24" Standard Handle Breaker Bar	203
SPBS18A0	18" Striking Prybar	274
SRPCR105	5 pc Snap Ring Pliers Set	384
SSM5A	Flat Tip Screw Aluminum Starter (Blue-Point®)	358
SX2	1/2" Drive 2" Extension	204
TA3	1/4" Drive Square Drive Adaptor	109
TF528D†	Tube Cutting and Double Flaring Set (Blue-Point®)	417
TM61A	1/4" Drive 6" Flexible Extension	109
TMX1	1/4" Drive 1-1/4" Extension	108
TMXK110	1/4" Drive 11" Knurled Extension	108
UTK100	Retractable Utility Knife	409

9000GS40 Add-on Group 4

- More than 250 pc
- Does not include tool storage

9400GSB0 Complete US Set 4

- Includes 9300GSO, 9000GS40 plus KRL756CPBO Roll Cab and KRL751FPBO Top Chest

9400GSO Tools Only US Set 4

- Includes 9300GSO and 9000GS40
- Does not include tool storage

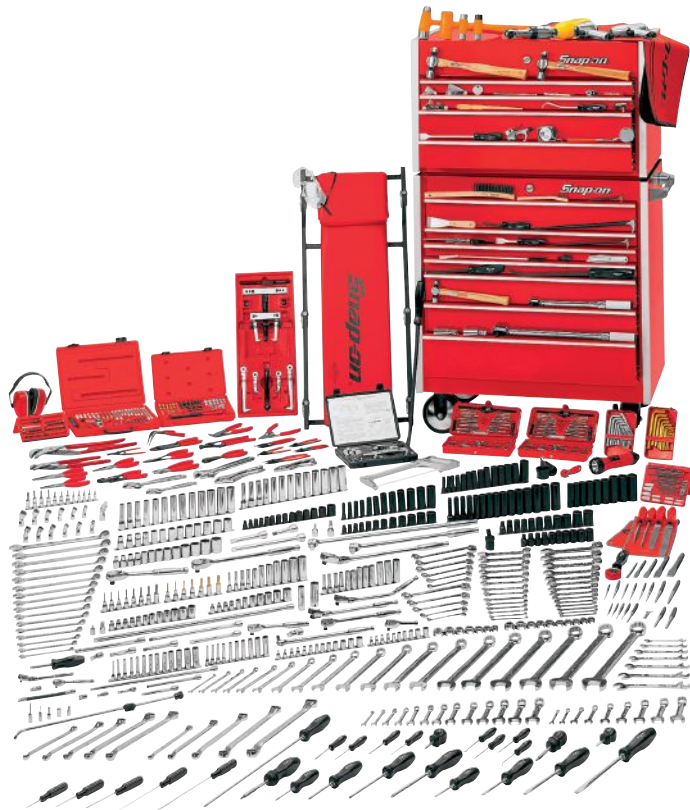


†These products can expose you to chemicals which are known to the state of California to cause cancer and reproductive harm. See pages P1-P2 for details.
 • Read Safety Precautions on pages W1-W4

US SET 5



9000GS50



9500GSB0

9000GS50 Add-On Group 5

- More than 150 pc
- Does not include tool storage

9500GSB0 Complete US Set 5

- Includes 9400GSO and 9000GS50, plus the KRL756CPBO Roll Cab and KRL751PBO Top Chest

9500GSO Tools Only US Set 5

- Includes 9400GSO and 9000GS50
- Does not include tool storage

US Set 5

Stock No.	Description	Page
650	6" Prybar	376
196ACF	8" Long Nose Pliers with Cutter	380
212IMFYA	12 pc 3/8" Drive 6-Point SAE Flank Drive® Shallow Impact Socket Set	176
212SIMFYA	12 pc 3/8" Drive 6-Point SAE Flank Drive® Deep Impact Socket Set	178
214IMFMYA	14 pc 3/8" Drive 6-Point Metric Flank Drive® Shallow Impact Socket Set	176
214SIMFMYA	14 pc 3/8" Drive 6-Point Metric Flank Drive® Deep Impact Socket Set	178
313TSMYA	13 pc 1/2" Drive 6-Point Metric Flank Drive® Deep Socket Set	210
497ACF	7" 90° Angle Jaw Needle Nose Pliers	380
AWP120	12" Adjustable Joint Pliers	382
BP8B	8 oz Ball Peen Hammer Hickory Handle (Blue-Point®)	401
CJ2002	Gear Puller Set	443
F12LB	3/8" Drive 11-9/16" Long Handle Breaker Bar	148
FADH10B	10" Flank Drive® Plus Adjustable Wrench	305
FBF80A	3/8" Drive Dual 80° Technology Standard Handle Bent Flex-Head Ratchet	—
FK80	3/8" Drive Dual 80° Technology Stubby Handle Ratchet	144
HBBT24	24 oz Bronze Tip Hammer	399
IMM200	1/2" Drive 6-Point Metric 20 mm Flank Drive® Shallow Impact Socket	220
IMM210	1/2" Drive 6-Point Metric 21 mm Flank Drive® Shallow Impact Socket	220
IMM220	1/2" Drive 6-Point Metric 22 mm Flank Drive® Shallow Impact Socket	220
IMM230	1/2" Drive 6-Point Metric 23 mm Flank Drive® Shallow Impact Socket	220
IPF800B	3/8" Drive Friction Ball Swivel Ball Impact Universal Joint	175
MG325	3/8" Drive Air Impact Wrench	528
OEX8B	1/4" 12-Point SAE Flank Drive® Combination Wrench	274
OEX11B	11/32" 12-Point SAE Flank Drive® Combination Wrench	274
OEX38B	1-3/16" 12-Point SAE Flank Drive® Combination Wrench	274
OEX42B	1-5/16" 12-Point SAE Flank Drive® Combination Wrench	274
OEX260B	13/16" 12-Point SAE Flank Drive® Short Combination Wrench	277
OEX280B	7/8" 12-Point SAE Flank Drive® Short Combination Wrench	277
OEX300B	15/16" 12-Point SAE Flank Drive® Short Combination Wrench	277
OEX320B	1" 12-Point SAE Flank Drive® Short Combination Wrench	277
OEXM90B	9 mm 12-Point Metric Flank Drive® Combination Wrench	273
OEXM230B	23 mm 12-Point Metric Flank Drive® Combination Wrench	273
OEXM240B	24 mm 12-Point Metric Flank Drive® Combination Wrench	273
OXI8B	1/4" 12-Point SAE Flank Drive® Midget Combination Wrench	278
OXI10B	5/16" 12-Point SAE Flank Drive® Midget Combination Wrench	278

Stock No.	Description	Page
OXI12B	3/8" 12-Point SAE Flank Drive® Midget Combination Wrench	278
OXI706B	6 pc 12-Point SAE Flank Drive® Midget Combination Wrench Set	278
OXIM7B	7 mm 12-Point Metric Flank Drive® Midget Combination Wrench	277
OXIM8B	8 mm 12-Point Metric Flank Drive® Midget Combination Wrench	277
OXIM9B	9 mm 12-Point Metric Flank Drive® Midget Combination Wrench	277
OXIM710B	10 pc 12-Point Metric Flank Drive® Midget Combination Wrench Set	277
PPC110A	5-1/4" Pin Punch	395
PPC210A	7-1/4" Starter Punch	395
PPC824B	7-1/4" Flat Chisel	395
PPC828B	8" Flat Chisel	395
PT28E [†]	Pick-Up Tool (Blue-Point®)	776
PTR72	3/8" Drive Super-Duty Air Ratchet	530
PWC14 [‡]	Wire Stripper/Cutter/Crimper/Bolt Cutter (Blue-Point®)	388
QD2R100A	3/8" Drive SAE Adjustable Click-Type Fixed Ratchet Torque Wrench (20–100 ft-lb)	314
RTD48 [‡]	48 pc Master Rethreading Tap and Die Set	423
S9704KFUA	3/8" Drive 6-Point SAE 13/16" Flank Drive® Universal Spark Plug Socket	420
S9706KRFUA	3/8" Drive 6-Point SAE 5/8" Flank Drive® Universal Retention Spark Plug Socket	421
SDM400A	Master SAE Screwdriver Bit Set	360
SF80A	1/2" Drive Dual 80° Technology Standard Handle Flex-Head Ratchet	201
SGDE43ESD	Flat Tip 1/8" Electronic Thin Blade Screwdriver	347
SGDE44ESD	Flat Tip 1/8" Electronic Thin Blade Screwdriver	347
SGDE46ESD	Flat Tip 1/8" Electronic Thin Blade Screwdriver	347
SHDP62IRR	PHILLIPS® #2 Instinct® Hard Grip Standard Screwdriver	346
SHDP63IRR	PHILLIPS® #3 Instinct® Hard Grip Screwdriver	346
SHDP162R	PHILLIPS® #2 Instinct® Hard Grip Cabinet Screwdriver	346
SIMM200	1/2" Drive 6-Point Metric 20 mm Flank Drive® Deep Impact Socket	222
SIMM210	1/2" Drive 6-Point Metric 21 mm Flank Drive® Deep Impact Socket	222
SIMM220	1/2" Drive 6-Point Metric 22 mm Flank Drive® Deep Impact Socket	222
SIMM230	1/2" Drive 6-Point Metric 23 mm Flank Drive® Deep Impact Socket	222
SIMM240	1/2" Drive 6-Point Metric 24 mm Flank Drive® Deep Impact Socket	222
SPBS12AO	12" Striking Prybar	374
SSDMR1AO	4-5/16" Ratcheting Magnetic Stubby Screwdriver	356
TC123C [‡]	Tubing Cutter (Blue-Point®)	—
VS807B	7 pc SAE Four-Way Angle Head Open-End Wrench Set	286
XB605A	5 pc 12-Point SAE Flank Drive® 10° Offset Box Wrench Set	280
XBM605A	5 pc 12-Point Metric Flank Drive® 10° Offset Box Wrench Set	279



†These products can expose you to chemicals which are known to the state of California to cause cancer and reproductive harm. See pages P1–P2 for details.
 • Read Safety Precautions on pages W1–W4

US SET 6



9000GS60



9600GSB0

9000GS60 Add-On Group 6

- More than 250 pc
- Does not include tool storage

9600GSB0 Complete US Set 6

- Includes 9500GSO and 900GS60, plus tool storage

9600GSO Tools Only US Set 6

- Includes 9500GSO and 9000GS60, includes wall cabinet assembly
- Does not include tool storage

US Set 6

Stock No.	Description	Page
2050	20" Prybar	376
106ATMXWP	6 pc 1/4" Drive Wobble Plus Extension Set	109
106TMUSA	6 pc 1/4" Drive 6-Point SAE Flank Drive® Shallow Universal Socket Set	116
10SSD	Flat Tip 90° Offset Screwdriver (Blue-Point®)	351
110ETMAY	10 pc 1/4" Drive SAE Hex Driver Bit Socket Set	124
120SSDP	PHILLIPS® 90° Offset Screwdriver (Blue-Point®)	351
2051PF	5 pc 3/8" Drive 6-Point SAE Flank Drive® Shallow Impact Swivel Socket Set	179
206AFXWP	6 pc 3/8" Drive Wobble Plus Extension Set	150
20SSD	Flat Tip 90° Offset Screwdriver (Blue-Point®)	351
3071PLY	7 pc 1/2" Drive 6-Point SAE Flank Drive® Shallow Impact Swivel Socket Set	226
A265A	Socket Rail with 1/4" Clips	562
A271BB	Socket Clip	—
AWP45	5" Adjustable Joint Pliers	382
AWP65	7" Adjustable Joint Pliers	382
BP12B	12 oz Ball Peen Hammer Hickory Handle (Blue-Point®)	401
CHN480	20" Adjustable Joint Pliers (Blue-Point®)	382
CJ2003A	Rear Axle Puller Set	—
CJ2004	Interchangeable Puller Set	—
CJ2005	Master Interchangeable Puller Set	—
CM6551A†	5 pc Miniature Screwdriver Set	353
DBTR129†	29 pc High-Speed Mechanic's Length 135° Point with Three-Flat Shank Drill Bit Set	555
FADH6C	6" Flank Drive® Plus Adjustable Wrench	305
FS12B	3/8" Drive 6-Point SAE 3/8" Flank Drive® Shallow Universal Socket	159
FSUM11A	3/8" Drive 6-Point Metric 11 mm Flank Drive® Shallow Universal Socket	159
FSUM16A	3/8" Drive 6-Point Metric 16 mm Flank Drive® Shallow Universal Socket	159
FSUM18A	3/8" Drive 6-Point Metric 18 mm Flank Drive® Shallow Universal Socket	159
FSUM19A	3/8" Drive 6-Point Metric 19 mm Flank Drive® Shallow Universal Socket	159
FX18	3/8" Drive 18" Friction Ball Extension	149
FX36	3/8" Drive 36" Friction Ball Extension	149
HBFE48	48 oz Soft Grip Dead Blow Hammer	398
IMTM8A	1/4" Drive 6-Point SAE 1/4" Flank Drive® Shallow Impact Socket	126
IMTM10A	1/4" Drive 6-Point SAE 5/16" Flank Drive® Shallow Impact Socket	126
IMTM12A	1/4" Drive 6-Point SAE 3/8" Flank Drive® Shallow Impact Socket	126
IMTM14A	1/4" Drive 6-Point SAE 7/16" Flank Drive® Shallow Impact Socket	126
IMTM16A	1/4" Drive 6-Point SAE 1/2" Flank Drive® Shallow Impact Socket	126
IMTM18A	1/4" Drive 6-Point SAE 9/16" Flank Drive® Shallow Impact Socket	126
IMTMM5	1/4" Drive 6-Point Metric 5 mm Flank Drive® Shallow Impact Socket	126
IMTMM5.5	1/4" Drive 6-Point Metric 5.5 mm Flank Drive® Shallow Impact Socket	126
IMTMM6	1/4" Drive 6-Point Metric 6 mm Flank Drive® Shallow Impact Socket	126
IMTMM7	1/4" Drive 6-Point Metric 7 mm Flank Drive® Shallow Impact Socket	126
IMTMM8	1/4" Drive 6-Point Metric 8 mm Flank Drive® Shallow Impact Socket	126
IMTMM9	1/4" Drive 6-Point Metric 9 mm Flank Drive® Shallow Impact Socket	126
IMTMM10	1/4" Drive 6-Point Metric 10 mm Flank Drive® Shallow Impact Socket	126
IMTMM11	1/4" Drive 6-Point Metric 11 mm Flank Drive® Shallow Impact Socket	126
IMTMM12	1/4" Drive 6-Point Metric 12 mm Flank Drive® Shallow Impact Socket	126

Stock No.	Description	Page
IMTMM13	1/4" Drive 6-Point Metric 13 mm Flank Drive® Shallow Impact Socket	126
IMTMM14	1/4" Drive 6-Point Metric 14 mm Flank Drive® Shallow Impact Socket	126
IMTMM15	1/4" Drive 6-Point Metric 15 mm Flank Drive® Shallow Impact Socket	126
LP6LN	Long Nose Locking Pliers	383
NDD900B	9 pc SAE Nut Driver Set (3/16–1/2")	359
OEX44B	1-3/8" 12-Point SAE Flank Drive® Combination Wrench	274
OEX46B	1-7/16" 12-Point SAE Flank Drive® Combination Wrench	274
OEX48B	1-1/2" 12-Point SAE Flank Drive® Combination Wrench	274
P87150A	P-Series Cutting Pliers	379
P91355A	5-1/2" 45° Bent Needle Nose Pliers	379
P92055A	5-1/2" Needle Nose Pliers	379
PDR3000A	3/8" Capacity Reversible Drill	533
PL307ACF	3 pc Pliers Set	377
PPR708BK	8 pc Roll Pin Punch Set	397
R810C†	SAE 1/4–5/16" 12-Point SAE 0° Offset Ratcheting Box Wrench	267
RB604C	4 pc 12-Point SAE 0° Offset Ratcheting Box Wrench Set	267
RXS605B	5 pc 6-Point SAE Open-End/Flare Nut Wrench Set	288
SGFMN106	6 pc Soft Grip Handle Miniature File Set	411
SHDTX315R	TORX® T15 Instinct® Hard Grip Standard Screwdriver	351
SHDTX320R	TORX® T20 Instinct® Hard Grip Standard Screwdriver	351
SSDMR8AO	12-15/16" Ratcheting Magnetic Long Screwdriver	356
SX15	1/2" Drive 15" Extension	204
TS381	1/2" Drive 6-Point SAE 1-3/16" Flank Drive® Deep Socket	209
TS401	1/2" Drive 6-Point SAE 1-1/4" Flank Drive® Deep Socket	209
TS421	1/2" Drive 6-Point SAE 1-5/16" Flank Drive® Deep Socket	209
TW381	1/2" Drive 6-Point SAE 1-3/16" Flank Drive® Shallow Socket	208
TW401	1/2" Drive 6-Point SAE 1-1/4" Flank Drive® Shallow Socket	208
TW421	1/2" Drive 6-Point SAE 1-5/16" Flank Drive® Shallow Socket	208
TW441	1/2" Drive 6-Point SAE 1-3/8" Flank Drive® Shallow Socket	208
TW461	1/2" Drive 6-Point SAE 1-7/16" Flank Drive® Shallow Socket	208
TW481	1/2" Drive 6-Point SAE 1-1/2" Flank Drive® Shallow Socket	208
TWM25	1/2" Drive 6-Point Metric 25 mm Flank Drive® Shallow Socket	208
TWM26	1/2" Drive 6-Point Metric 26 mm Flank Drive® Shallow Socket	208
TWM27	1/2" Drive 6-Point Metric 27 mm Flank Drive® Shallow Socket	208
TWM30	1/2" Drive 6-Point Metric 30 mm Flank Drive® Shallow Socket	208
TWM32	1/2" Drive 6-Point Metric 32 mm Flank Drive® Shallow Socket	208
VE200A	Tool Control Board (Blue-Point®)	—
VS26B	13/16" SAE Four-Way Angle Head Open-End Wrench	286
VS28B	7/8" SAE Four-Way Angle Head Open-End Wrench	286
VS30B	15/16" SAE Four-Way Angle Head Open-End Wrench	286
VS32B	1" SAE Four-Way Angle Head Open-End Wrench	286
XO605	5 pc 12-Point SAE Flank Drive® 60° Deep Offset Box Wrench Set	281



†These products can expose you to chemicals which are known to the state of California to cause cancer and reproductive harm. See pages P1–P2 for details.
 • Read Safety Precautions on pages W1–W4

METRIC SETS A



9100AGMO

Metric Sets A

Stock No.	Description	Page
1650	16" Prybar	376
112STMMY	12 pc 1/4" Drive 6-Point Metric Flank Drive® Deep Socket Set	113
117TMM	17 pc 1/4" Drive 6-Point Metric Starter Set	130
2004BSKA	4 pc Battery Service Kit	701
206EAU	6 pc 3/8" Drive Adaptor/Extension Set	151
212EFTXY	12 pc Combination Drive TORX® Bit Standard Socket Set	120
212FSMY	12 pc 3/8" Drive 6-Point Metric Flank Drive® Shallow Socket Set	155
212SFSMY	12 pc 3/8" Drive 6-Point Metric Flank Drive® Deep Socket Set	156
317AMMPC	17 pc 1/2" Drive 6-Point Metric General Service Socket Set	232
91ACP	9" Adjustable Joint Interlocking Channel Pliers	382
97ACF	9" Needle Nose Pliers	380
AC5C	Hand Scratch Brush (Blue-Point®)	812
AWM110DHK	11 pc Metric L-Shaped Hex Wrench Set	303
BP16B	16 oz Ball Peen Hickory Handle Hammer (Blue-Point®)	401
CSA8C	Rigid Carbon Scraper	413
ENC09602001	Veratti® M50	—
F80	3/8" Drive Dual 80° Technology Standard Handle Ratchet	144
FADH12C	12" Flank Drive® Plus Adjustable Wrench	305
FB316B†	Feeler Gauge Set (Blue-Point®)	770
FB360C‡	Gap for Electronic Ignition Systems Gauge (Blue-Point®)	772
FB361A†	Gapper Gauge (Blue-Point®)	772
FLF80A	3/8" Drive Dual 80° Technology Long Handle Flex-Head Ratchet	145
FBM320†	Feeler Gauge (Blue-Point®)	771

9100AGMO Metric Basic Set A

- Tools only
- Includes a basic selection of ratchets, sockets, wrenches, screwdrivers, pliers and accessories
- Does not include tool storage

Stock No.	Description	Page
FXK11	3/8" Drive 11" Knurled Friction Ball Extension	149
GA295†	2-1/4" Round Mirror with 14" Shaft (Blue-Point®)	777
GSAF1F	1/2" Drive Square Drive Adaptor	205
HBPT16	16 oz Plastic Tip Hammer	400
HSG319	Bi-Mold Soft Grip Handle Hacksaw	403
LP10WR	Curved Jaw with Cutter Locking Pliers	383
MAGST2D016	2D Cell LED Maglite® Flashlight	—
OEXM710B	10 pc 12-Point Metric Flank Drive® Combination Wrench Set	273
PK53A	Single Bevel Putty Knife/Scraper (Blue-Point®)	414
PL307ACF	3 pc Pliers Set	377
PPC710BK	11 pc Punch and Chisel Set	395
PRH57A	Convertible Retaining Ring Pliers (Blue-Point®)	385
PT5C†	Telescopic Magnetic Pick-Up Tool (Blue-Point®)	776
PWC6†	Wire Stripper/Cutter (Blue-Point®)	388
RXFMS606B	6 pc 6-Point Metric Flank Drive® Double End Flare Nut Wrench Set	288
S9704KA	3/8" Drive 6-Point SAE 13/16" Flank Drive® Shallow Spark Plug Socket	422
S9706KRA	3/8" Drive 6-Point SAE 5/8" Flank Drive® Standard Retention Spark Plug Socket	421
SGA173BR	Soft Grip Radiator Hose Pick	722
SGASA204CO	4 pc Instinct® Soft Grip Miniature Pick Set	370
SGT4BR	1/4" Drive 6-13/16" Instinct® Soft Grip Standard Shank Driver	107
SHDX800	8 pc Instinct® Hard Grip Combination Screwdriver Set	343
SSDMR4B0	8-3/4" Ratcheting Standard Screwdriver	356
TMXK60	1/4" Drive 6" Knurled Extension	108
TPMA25EM	25' Tape Rule	775

9100GMB0 Complete Metric Set A

- More than 150 pc
- Includes 9100AGMO, plus KRA4059FPBO Top Chest



9000GM20



9200GMBO

Metric Sets B

Stock No.	Description	Page
1250	12" Prybar	376
206FSUMA	6 pc 3/8" Drive 6-Point Metric Flank Drive® Shallow Flex Socket Set	159
207EFAMY	7 pc 3/8" Drive Metric Hex Bit Socket Set	170
210FRHMA	10 pc 3/8" Drive 6-Point Metric Flank Drive® Flare Nut Crowfoot Wrench Set	291
310IMMYA	10 pc 1/2" Drive 6-Point Metric Flank Drive® Shallow Impact Socket Set	220
310SIMMYA	10 pc 1/2" Drive 6-Point Metric Flank Drive® Deep Impact Socket Set	222
313TSMYA	13 pc 1/2" Drive 6-Point Metric Flank Drive® Deep Socket Set	210
388ACF	8" High-Leverage Diagonal Cutter	378
61CF	8" Duck Bill Pliers	381
AC58E	Wire Brush (Blue-Point®)	381
AWP160	16" Adjustable Joint Pliers	812
BP24B	24 oz Ball Peen Hickory Hammer (Blue-Point®)	382
CJ2001P	Bolt Grip Puller Set	401
CSA12CO	12-7/8" Rigid Carbon Scraper	—
E1020	19 pc Extractor Set (Blue-Point®)	413
FADH8B	8" Flank Drive® Plus Adjustable Wrench	427
FL80	3/8" Drive Dual 80° Technology Long Handle Ratchet	144
FX24A	3/8" Drive 24" Friction Ball Extension	149
FXX4	3/8" Drive 4" Knurled Friction Ball Extension	149
FXX8	3/8" Drive 8" Knurled Friction Ball Extension	149
HBFE32	32 oz Soft Grip Dead Blow Hammer	398
IP80D	1/2" Drive Swivel Ball Lock Button Impact Universal Joint	219
JT13B	Blow Gun (Blue-Point®)	573
LP7WR	7" Curved Jaw with Cutter Locking Pliers	383
OEXM6B	6 mm 12-Point Metric Flank Drive® Short Combination Wrench	276
OEXM7B	7 mm 12-Point Metric Flank Drive® Short Combination Wrench	276
OEXM8B	8 mm 12-Point Metric Flank Drive® Short Combination Wrench	276

Stock No.	Description	Page
OEXM9B	9 mm 12-Point Metric Flank Drive® Short Combination Wrench	276
OEXM200B	20 mm 12-Point Metric Flank Drive® Combination Wrench	273
OEXM210B	21 mm 12-Point Metric Flank Drive® Combination Wrench	273
OEXM220B	22 mm 12-Point Metric Flank Drive® Combination Wrench	273
OEXSM710B	10 pc 12-Point Metric Flank Drive® Short Combination Wrench Set	276
PPC3A	Center Punch	395
PPC104A	Pin Punch	395
PPC108A	5-3/4" Pin Punch	395
PPC204A	5-3/4" Starter Punch	395
PPC208A	6-3/4" Starter Punch	395
PT850	1/2" Drive Air Impact Wrench	525
QD3RM30A	1/2" Drive Metric Adjustable Click-Type Fixed Ratchet Torque Wrench (6–30 kg•m)	314
S8	1/2" Drive 2-11/16" Friction Ball Universal Joint	206
SGCP1BR	Soft Grip Cotter Pin Puller	675
SGHBF500A	4 pc Instinct® Mixed File Set	410
SL80A	1/2" Drive Dual 80° Technology Long Handle Ratchet	201
SN24C	1/2" Drive 24" Standard Handle Breaker Bar	203
SPBS24AO	24" Striking Prybar	374
SRPCR105	5 pc Snap Ring Pliers Set	384
SXK3	1/2" Drive 3-1/2" Extension	204
TA3	1/4" Drive Square Drive Adaptor	109
TC28C [‡]	Tubing Cutter (Blue-Point®)	—
TF72	1/4" Drive Dual 80° Technology Standard Handle Flex-Head Ratchet	104
TFM428 [‡]	Metric Bubble Flaring Set (Blue-Point®)	417
TMX1	1/4" Drive 1-1/4" Extension	108
TMXK140	1/4" Drive 14" Knurled Extension	108
UTK100	Retractable Utility Knife	409

9000GM20 Add-On Group B

- More than 200 pc
- Does not include tool storage

9200GMBO Complete Metric Set B

- Includes 9100AGMO and 9000GM20, plus KRA4059FPBO Top Chest and KRA4008FPBO Roll Cab

9200GMO Tools Only Metric Set B

- More than 400 pc
- Does not include tool storage



‡These products can expose you to chemicals which are known to the state of California to cause cancer and reproductive harm. See pages P1–P2 for details.
• Read Safety Precautions on pages W1–W4

METRIC SETS C



9000GM30



9300GMBO

9000GM30 Add On Metric Set C

- More than 200 pc
- Tools only
- Does not include tool storage

9300GMBO Complete Metric Set C

- Includes 9200GMO and 9000GM30, plus KRL751PBO Top Chest and KRL756APBO Roll Cab

9300GMO Tools Only Metric Set C

- More than 600 pc
- Includes all tools in 9200GMO and 9000GM30
- Does not include tool storage

Metric Sets C

Stock No.	Description	Page
650	6" Prybar	376
106ATMXWP	6 pc 1/4" Drive Wobble Plus Extension Set	109
196ACF	8" Long Nose Pliers with Cutter	380
206AFXWP	6 pc 3/8" Drive Wobble Plus Extension Set	150
214IMFMYA	14 pc 3/8" Drive 6-Point Metric Flank Drive® Shallow Impact Socket Set	176
214SIMFMYA	14 pc 3/8" Drive 6-Point Metric Flank Drive® Deep Impact Socket Set	178
497ACF	7" 90° Angle Jaw Needle Nose Pliers	380
AWP120	12" Adjustable Joint Pliers	382
BP8B	8 oz Ball Peen Hammer Hickory Handle (Blue-Point®)	401
CJ2002	Gear Puller Set	443
F12LB	3/8" Drive 11-9/16" Long Handle Breaker Bar	148
FADH10B	10" Flank Drive® Plus Adjustable Wrench	305
FBF80A	3/8" Drive Dual 80° Technology Standard Handle Bent Flex-Head Ratchet	—
FK80	3/8" Drive Dual 80° Technology Stubby Handle Ratchet	144
HBBD32	32 oz Ball Peen Soft Grip Dead Blow Hammer	399
HBBT24	24 oz Bronze Tip Hammer	399
IMM200	1/2" Drive 6-Point Metric 20 mm Flank Drive® Shallow Impact Socket	220
IMM210	1/2" Drive 6-Point Metric 21 mm Flank Drive® Shallow Impact Socket	220
IMM220	1/2" Drive 6-Point Metric 22 mm Flank Drive® Shallow Impact Socket	220
IMM230	1/2" Drive 6-Point Metric 23 mm Flank Drive® Shallow Impact Socket	220
IMM240	1/2" Drive 6-Point Metric 24 mm Flank Drive® Shallow Impact Socket	220
IPF800B	3/8" Drive Friction Ball Swivel Ball Impact Universal Joint	175
IPFM9C	3/8" Drive 6-Point Metric 9 mm Flank Drive® Shallow Swivel Impact Socket	179
IPFM10C	3/8" Drive 6-Point Metric 10 mm Flank Drive® Shallow Swivel Impact Socket	179
IPFM12C	3/8" Drive 6-Point Metric 12 mm Flank Drive® Shallow Swivel Impact Socket	179
IPFM13C	3/8" Drive 6-Point Metric 13 mm Flank Drive® Shallow Swivel Impact Socket	179
IPFM14C	3/8" Drive 6-Point Metric 14 mm Flank Drive® Shallow Swivel Impact Socket	179
IPFM15C	3/8" Drive 6-Point Metric 15 mm Flank Drive® Shallow Swivel Impact Socket	179
IPFM16C	3/8" Drive 6-Point Metric 16 mm Flank Drive® Shallow Swivel Impact Socket	179
IPFM17C	3/8" Drive 6-Point Metric 17 mm Flank Drive® Shallow Swivel Impact Socket	179
IPFM18C	3/8" Drive 6-Point Metric 18 mm Flank Drive® Shallow Swivel Impact Socket	179
IPFM19C	3/8" Drive 6-Point Metric 19 mm Flank Drive® Shallow Swivel Impact Socket	179
JCW62R	Standard Creeper	762
MG325	3/8" Drive Air Impact Wrench	528
OEXM90B	9 mm 12-Point Metric Flank Drive® Combination Wrench	273
OEXM230B	23 mm 12-Point Metric Flank Drive® Combination Wrench	273
OEXM240B	24 mm 12-Point Metric Flank Drive® Combination Wrench	273
OEXM270B	27 mm 12-Point Metric Flank Drive® Combination Wrench	273
OEXM300B	30 mm 12-Point Metric Flank Drive® Combination Wrench	273
OXIM7B	7 mm 12-Point Metric Flank Drive® Midget Combination Wrench	277

Stock No.	Description	Page
OXIM8B	8 mm 12-Point Metric Flank Drive® Midget Combination Wrench	277
OXIM9B	9 mm 12-Point Metric Flank Drive® Midget Combination Wrench	277
OXIM710B	10 pc 12-Point Metric Flank Drive® Midget Combination Wrench Set	277
PPB1012A	Bronze Tapered Punch	397
PPC110A	5-1/4" Pin Punch	395
PPC112	5-1/4" Pin Punch	395
PPC210A	7-1/4" Starter Punch	395
PPC5A	6-15/16" Punch/Chisel Holder	395
PPC824B	7-1/4" Flat Chisel	395
PPC828B	8" Flat Chisel	395
PT28E†	Pick-Up Tool (Blue-Point®)	776
PTR72	3/8" Drive Super-Duty Air Ratchet	530
PWC14†	Wire Stripper/Cutter/Crimper/Bolt Cutter (Blue-Point®)	388
QD2RM1000A	3/8" Drive Metric Adjustable Click-Type Fixed Ratchet Torque Wrench (200–1,000 kg•cm)	314
RTD48†	48 pc Master Rethreading Tap and Die Set	423
S9704KFUA	3/8" Drive 6-Point SAE 13/16" Flank Drive® Universal Spark Plug Socket	420
S9706KRFUA	3/8" Drive 6-Point SAE 5/8" Flank Drive® Universal Retention Spark Plug Socket	421
SDM400A	Master SAE Screwdriver Bit Set	360
SF80A	1/2" Drive Dual 80° Technology Standard Handle Flex-Head Ratchet	201
SGD304BR	Flat Tip Instinct® Soft Grip Mini-Tip Screwdriver	344
SGDE44ESD	Flat Tip 1/8" Electronic Thin Blade Screwdriver	347
SGDE66ESD	Flat Tip 3/16" Electronic Thin Blade Screwdriver	347
SGDE68ESD	Flat Tip 3/16" Electronic Thin Blade Screwdriver	347
SHDP162R	PHILLIPS® #2 Instinct® Hard Grip Cabinet Screwdriver	346
SHDP62IRR	PHILLIPS® #2 Instinct® Hard Grip Standard Screwdriver	346
SHDP63IRR	PHILLIPS® #3 Instinct® Hard Grip Screwdriver	346
SIMM200	1/2" Drive 6-Point Metric 20 mm Flank Drive® Deep Impact Socket	222
SIMM210	1/2" Drive 6-Point Metric 21 mm Flank Drive® Deep Impact Socket	222
SIMM220	1/2" Drive 6-Point Metric 22 mm Flank Drive® Deep Impact Socket	222
SIMM230	1/2" Drive 6-Point Metric 23 mm Flank Drive® Deep Impact Socket	222
SIMM240	1/2" Drive 6-Point Metric 24 mm Flank Drive® Deep Impact Socket	222
SPBS12A0	12" Striking Prybar	374
SSDMR1A0	4-5/16" Ratcheting Magnetic Stubby Screwdriver	356
SX2	1/2" Drive 2" Extension	204
TC123C†	Tubing Cutter (Blue-Point®)	—
TM61A	1/4" Drive 6" Flexible Extension	109
TMXK110	1/4" Drive 11" Knurled Extension	108
TWM25	1/2" Drive 6-Point Metric 25 mm Flank Drive® Shallow Socket	208
TWM26	1/2" Drive 6-Point Metric 26 mm Flank Drive® Shallow Socket	208
TWM27	1/2" Drive 6-Point Metric 27 mm Flank Drive® Shallow Socket	208
TWM30	1/2" Drive 6-Point Metric 30 mm Flank Drive® Shallow Socket	208
VSM807B	7 pc Metric 30°/60° Four-Way Angle Open-End Wrench Set	286
XBM605A	5 pc 12-Point Metric Flank Drive® 10° Offset Box Wrench Set	279
XOM605	5 pc 12-Point Metric Flank Drive® 60° Deep Offset Box Wrench Set	281



†These products can expose you to chemicals which are known to the state of California to cause cancer and reproductive harm. See pages P1–P2 for details.
• Read Safety Precautions on pages W1–W4

METRIC SETS D



9000GM40

9000GM40 Add-On Group D

- More than 175 pc
- Does not include tool storage

9400GMBO Complete Metric Set D

- Includes 9300GMO and 9000GM40, plus KRL751PBO Top Chest, KRL756CPBO Roll Cab and KRA276D Wall Cabinet

9400GMO Tools Only Metric Set D

- More than 800 pc
- Includes all tools in 9300GMO and 9000GM40
- Does not include tool storage

Metric Sets D

Stock No.	Description	Page
2050	20" Prybar	376
106ETMAMY	6 pc 1/4" Drive Metric Standard Hex Bit Socket Set	122
10SSD	Flat Tip 90° Offset Screwdriver (Blue-Point®)	351
111TMUSMA	11 pc 1/4" Drive 6-Point Metric Flank Drive® Shallow Universal Socket Set	116
120SSDP	PHILLIPS® 90° Offset Screwdriver (Blue-Point®)	351
20SSD	Flat Tip 90° Offset Screwdriver (Blue-Point®)	351
307IPLMY	7 pc 1/2" Drive 6-Point Metric Flank Drive® Shallow Impact Swivel Socket Set	225
AWP65	7" Adjustable Joint Pliers	382
BP12B	12 oz Ball Peen Hammer Hickory Handle (Blue-Point®)	401
CHN480	20" Adjustable Joint Pliers (Blue-Point®)	382
CJ2003A	Rear Axle Puller Set	—
CJ2004	Interchangeable Puller Set	—
CJ2005	Master Interchangeable Puller Set	—
CM6551A†	5 pc Miniature Screwdriver Set	353
DBTR129†	29 pc High-Speed Mechanic's Length 135° Point with Three-Flat Shank Drill Bit Set	555
FADH6C	6" Flank Drive® Plus Adjustable Wrench	305
FSM61	3/8" Drive 6-Point Metric 6 mm Flank Drive® Shallow Socket	155
FSM71	3/8" Drive 6-Point Metric 7 mm Flank Drive® Shallow Socket	155
FSUM11A	3/8" Drive 6-Point Metric 11 mm Flank Drive® Shallow Universal Socket	159
FSUM16A	3/8" Drive 6-Point Metric 16 mm Flank Drive® Shallow Universal Socket	159
FSUM18A	3/8" Drive 6-Point Metric 18 mm Flank Drive® Shallow Universal Socket	159
FSUM19A	3/8" Drive 6-Point Metric 19 mm Flank Drive® Shallow Universal Socket	159
FX18	3/8" Drive 18" Friction Ball Extension	149
FX36	3/8" Drive 36" Friction Ball Extension	149
HBFE48	48 oz Soft Grip Dead Blow Hammer	398
IMTMM5	1/4" Drive 6-Point Metric 5 mm Flank Drive® Shallow Impact Socket	126
IMTMM5.5	1/4" Drive 6-Point Metric 5.5 mm Flank Drive® Shallow Impact Socket	126
IMTMM6	1/4" Drive 6-Point Metric 6 mm Flank Drive® Shallow Impact Socket	126
IMTMM7	1/4" Drive 6-Point Metric 7 mm Flank Drive® Shallow Impact Socket	126
IMTMM8	1/4" Drive 6-Point Metric 8 mm Flank Drive® Shallow Impact Socket	126
IMTMM9	1/4" Drive 6-Point Metric 9 mm Flank Drive® Shallow Impact Socket	126
IMTMM10	1/4" Drive 6-Point Metric 10 mm Flank Drive® Shallow Impact Socket	126
IMTMM11	1/4" Drive 6-Point Metric 11 mm Flank Drive® Shallow Impact Socket	126
IMTMM12	1/4" Drive 6-Point Metric 12 mm Flank Drive® Shallow Impact Socket	126
IMTMM13	1/4" Drive 6-Point Metric 13 mm Flank Drive® Shallow Impact Socket	126
IMTMM14	1/4" Drive 6-Point Metric 14 mm Flank Drive® Shallow Impact Socket	126
IMTMM15	1/4" Drive 6-Point Metric 15 mm Flank Drive® Shallow Impact Socket	126
LP5WR	Curved Jaw with Cutter Locking Pliers	383

Stock No.	Description	Page
LP6LN	Long Nose Locking Pliers	383
NDDM900A	9 pc Metric Hard Grip Nut Driver Set (5–13 mm)	359
OEXM250B	25 mm 12-Point Metric Flank Drive® Combination Wrench	273
OEXM260B	26 mm 12-Point Metric Flank Drive® Combination Wrench	273
OEXM290B	29 mm 12-Point Metric Flank Drive® Combination Wrench	273
OEXM320B	32 mm 12-Point Metric Flank Drive® Combination Wrench	273
P87150A	P-Series Cutting Pliers	379
P91355A	5-1/2" 45° Bent Needle Nose Pliers	379
PDR3000A	3/8" Capacity Reversible Drill	533
PPR708BK	8 pc Roll Pin Punch Set	397
RBM1011C†	10–11 mm 12-Point Metric 0° Offset Ratcheting Box Wrench	267
RBM1213C†	12–13 mm 12-Point Metric 0° Offset Ratcheting Box Wrench	267
RBM1415C†	14–15 mm 12-Point Metric 0° Offset Ratcheting Box Wrench	267
RBM1719C†	17–19 mm 12-Point Metric 0° Offset Ratcheting Box Wrench	267
RXSM605B	5 pc 6-Point Metric Open-End/Flare Nut Wrench Set	288
SFSM6	3/8" Drive 6-Point Metric 6 mm Flank Drive® Deep Socket	156
SFSM7	3/8" Drive 6-Point Metric 7 mm Flank Drive® Deep Socket	156
SGFMN106	6 pc Soft Grip Handle Miniature File Set	411
SHDXTX315R	TORX® T15 Instinct® Hard Grip Standard Screwdriver	351
SHDXTX320R	TORX® T20 Instinct® Hard Grip Standard Screwdriver	351
SPBS8AO	8" Striking Prybar	374
SSDMR8AO	12-15/16" Ratcheting Magnetic Long Screwdriver	356
STMM4.5	1/4" Drive 6-Point Metric 4.5 mm Deep Socket	111
SX15	1/2" Drive 15" Extension	204
TMM4.5	1/4" Drive 6-Point Metric 4.5 mm Flank Drive® Shallow Socket	112
TSM26	1/2" Drive 6-Point Metric 26 mm Flank Drive® Deep Socket	210
TSM27	1/2" Drive 6-Point Metric 27 mm Flank Drive® Deep Socket	210
TSM30	1/2" Drive 6-Point Metric 30 mm Flank Drive® Deep Socket	210
TSM32	1/2" Drive 6-Point Metric 32 mm Flank Drive® Deep Socket	210
TWM10A	1/2" Drive 6-Point Metric 10 mm Flank Drive® Shallow Socket	208
TWM11A	1/2" Drive 6-Point Metric 11 mm Flank Drive® Shallow Socket	208
TWM28	1/2" Drive 6-Point Metric 28 mm Flank Drive® Shallow Socket	208
TWM29	1/2" Drive 6-Point Metric 29 mm Flank Drive® Shallow Socket	208
TWM31	1/2" Drive 6-Point Metric 31 mm Flank Drive® Shallow Socket	208
TWM32	1/2" Drive 6-Point Metric 32 mm Flank Drive® Shallow Socket	208
VE200A	Tool Control Board (Blue-Point®)	—



†These products can expose you to chemicals which are known to the state of California to cause cancer and reproductive harm. See pages P1–P2 for details.
 • Read Safety Precautions on pages W1–W4

SB1CORE, SB2COREX SETS



SB1CORE Set Building Core Set

Stock No.	Description	Page
106BTMX	6 pc 1/4" Drive Knurled Extension Set	108
124STTMM	24 pc 1/4" Drive 6-Point Metric Flank Drive® Shallow/Deep Socket Set	114
206AFX	6 pc 3/8" Drive Knurled Extension Set	149
209EFTXBY	9 pc Combination Drive TORX® Bit Heavy-Duty Removal Socket Set	168
210EFTAMY	10 pc Combination Drive Metric Standard Hex Bit Socket Set	170
224SFFSM	24 pc 3/8" Drive 6-Point Metric Flank Drive® Shallow/Deep Combination Socket Set	157
AWP120	12" Adjustable Joint Pliers	382
CSA8CR	7-5/8" Rigid Carbon Scraper	413
F80	3/8" Drive Dual 80° Technology Standard Handle Ratchet	144
FLF80A	3/8" Drive Dual 80° Technology Long Handle Flex-Head Ratchet	145
FU80B	3/8" Drive 1-11/16" Friction Ball Universal Joint	151
GLASS30R	Safety Glasses	827
HBB24	24 oz Ball Peen Soft Grip Dead Blow Hammer	399
OEXM710B	10 pc 12-Point Metric Flank Drive® Combination Wrench Set	273
PL400B	4 pc Pliers/Cutters Set	377
PWCS7ACF	7" Wire Stripper/Cutter/Crimper	386
S9706KA	3/8" Drive 6-Point SAE 5/8" Flank Drive® Shallow Spark Plug Socket	422
S9714MK	3/8" Drive 12-Point Metric 14 mm Flank Drive® Standard Spark Plug Socket	165
SGA173BR	Soft Grip Radiator Hose Pick	722
SGDX60BR	6 pc Combination Instinct® Soft Grip Screwdriver Set	342
SGASA204CR	4 pc Instinct® Soft Grip Miniature Pick Set	370
SOXRRM710A	10 pc 12-Point Metric Flank Drive® Plus Reversible Ratcheting Combination Wrench Set	256
T72	1/4" Drive Dual 80° Technology Standard Handle Ratchet	104
TF72	1/4" Drive Dual 80° Technology Standard Handle Flex-Head Ratchet	104
TMU8B	1/4" Drive 1-1/8" Friction Ball Universal Joint	108
TPMA12	12' Tape Rule	775
UIM225‡	Telescoping Inspection Mirror (Blue-Point®)	778
UTK150	Auto-Loading Utility Knife	409
YA160A	Ear Protectors (Blue-Point®)	826

SB2COREX Set Building Core Plus Set

Stock No.	Description	Page
1206GS	6 pc Combination Square Drive Adaptor Set	109
208EPIT	8 pc 3/8" Drive Impact Driver Set	175
305ASX	5 pc 1/2" Drive Extension Set	204
310TWMYA	10 pc 1/2" Drive 6-Point Metric Flank Drive® Shallow Socket Set	208
312CF	11" Heavy-Duty Diagonal Cutter	378
313TSMYA	13 pc 1/2" Drive 6-Point Metric Flank Drive® Deep Socket Set	210
388ACF	8" High-Leverage Diagonal Cutter	378
911ACF	11" Needle Nose Pliers	381
97ACF	9" Needle Nose Pliers	380
HBB24	32 oz Ball Peen Soft Grip Dead Blow Hammer	399
HBFE24	24 oz Soft Grip Dead Blow Hammer	398
OEXM210B	21 mm 12-Point Metric Flank Drive® Combination Wrench	273
OEXM220B	22 mm 12-Point Metric Flank Drive® Combination Wrench	273
OEXM240B	24 mm 12-Point Metric Flank Drive® Combination Wrench	273
PPC710BK	11 pc Punch and Chisel Set	395
RXFMS606B	6 pc 6-Point Metric Flank Drive® Double End Flare Nut Wrench Set	288
S80A	1/2" Drive Dual 80° Technology Standard Handle Ratchet	201
SLF80A	1/2" Drive Dual 80° Technology Long Handle Flex-Head Ratchet	201
SGHBF500A	4 pc Instinct® Mixed File Set	410
SRPCR107	7 pc Snap Ring Pliers Set	384
TQFR250E	1/2" Drive TQ Series Flex-Head Torque Wrench (40–250 ft-lb)	315

POWER TOOLS

OVERVIEW**492-493**

CORDLESS**494-519**

AIR**520-550**

ACCESSORIES**551-576**

CT861
14.4 V 3/8" Drive MicroLithium
Cordless Impact Wrench



*“Snap-on makes power tools
that fit into places most others
can’t. So I can work in tight
spaces with minimum setup.”*

*George
George’s Auto Repair*

CDR9050
18 V 1/2" MonsterLithium Cordless Hammer Drill

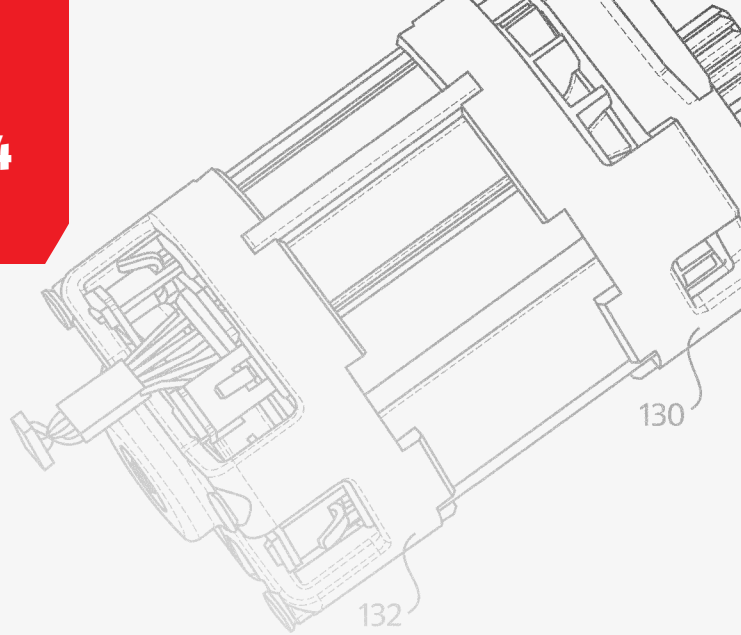


Fig. 5

POWER TOOLS DRIVEN BY CONTINUOUS IMPROVEMENT.



PT350
1/2" Drive Stubby Air Impact Wrench

Never underestimate the power of innovation. Snap-on® power tools deliver power, comfort and control, with designs from compact bodies to long necks to deliver the accessibility you need. And thanks to the conversion to brushless motors, our cordless power tools run cooler, safer and longer than ever before. Add in superior ergonomics, and you have some very powerful reasons to choose Snap-on.

CORDLESS: QUICK REFERENCE CHART

Impacts

Specifications	CT9100K2	CT9080K2	CT9050K2	CT9015K2	CT9010K2	CT861K2	CT825K2
Battery Type	Lithium 5.0 Ah	Lithium 5.0 Ah	Lithium 5.0 Ah	Lithium 5.0 Ah	Lithium 5.0 Ah	Lithium 2.5 Ah	Lithium 2.5 Ah
Battery Voltage	18	18	18	18	18	14.4	14.4
Square Drive, inches (mm)	3/4 (19)	1/2 (13)	1/2 (13)	1/2 (13)	3/8 (10)	3/8 (10)	1/4 (6)
Torque Output, ft-lb (N•m)	1,000 (1,355)	1,050 (1,423)	800 (1,085)	240 (325)	240 (325)	150 (203)	70 (95)
Blows Per Minute, BPM	2,200	2,300	2,300	3,520	3,520	3,000	3,000
Free Speed, RPM	1,570	1,570	2,000	1,760	1,760	2,500	2,200
Height with Battery, inches (mm)	10.5 (267)	10.5 (267)	10.25 (260)	10 (254)	10 (254)	8.0 (203)	8.0 (203)
Length, inches (mm)	10.3 (261)	9.6 (244)	8.2 (208)	6.7 (170)	6.7 (170)	6.8 (173)	6.8 (173)
Weight with Battery, lb (kg)	8.9 (4.04)	8.2 (3.7)	6.5 (2.9)	4.9 (2.22)	4.9 (2.22)	2.7 (1.2)	2.7 (1.2)
Charge Time, minutes	90	90	90	90	90	70	70
Warranty (battery)	2 Years/1,000 Cycles	2 Years/1,000 Cycles	2 Years/1,000 Cycles	2 Years/1,000 Cycles	2 Years/1,000 Cycles	1 Year	1 Year
Warranty (tool and charger)	2 Years	2 Years	2 Years	2 Years	2 Years	1 Year	1 Year
Pinned Anvil Version	—	—	CT9050P	—	CT9010P	—	—
Quick-Change Chuck Version (hex size of chuck)	—	—	—	—	—	CTQ861 (1/4")	—
Tool Only	CT9100DB	CT9080DB	CT9050DB	CT9015DB	CT9010DB	CT861DB	CT825DB

CE

Drills/Drivers

Specifications	CDR9015K2	CDR9050K2	CDR861K2*	CDRR2005360K2	CDRR200545K2	CDRR2005K2	CDRR761K2	CDRS761K2
Battery Type	Lithium 5.0 Ah	Lithium 5.0 Ah	Lithium 2.5 Ah	Lithium 2.5 Ah	Lithium 2.5 Ah	Lithium 2.5 Ah	Lithium 2.5 Ah	Lithium 2.5 Ah
Battery Voltage	18	18	14.4	14.4	14.4	14.4	14.4	14.4
Chuck Capacity, inches (mm)	1/2 (13)	1/2 (13)	3/8 (10)	1/4"-28	1/4"-28	1/4"-28	3/8 (10)	3/8 (10)
Torque Output in-lb (N•m)	470 (53.1)	470 (53.1)	200 (22.6)	12 (1.355)	12 (1.355)	12 (1.355)	150 (16.9)	65 (7.3)
Clutch Settings	18 Plus Drill	23	9	—	—	—	9	9
Gear Box Type	2-Speed	2-Speed	2-Speed	Single-Speed	Single-Speed	Single-Speed	2-Speed	2-Speed
RPM (low)	420	420	450	—	—	—	450	450
RPM (high)	2,000	2,000	1,550	6,000	6,000	6,000	1,550	1,550
Length, inches (mm)	7.6 (193)	8.1 (205)	7.7 (198)	12 (305)	12 (305)	12 (305)	13.3 (338)	13.3 (338)
Weight with Battery, lb (kg)	5 (2.27)	5.1 (2.3)	2.4 (1.1)	1.4 (.64)	1.4 (.64)	1.4 (.64)	3.3 (1.5)	2.6 (1.2)
Charge Time, minutes	90	90	70	70	70	70	70	70
Warranty (battery)	2 Years	2 Years	1 Year	1 Year	1 Year	1 Year	1 Year	1 Year
Warranty (tool and charger)	2 Years	2 Years	1 Year	1 Year	1 Year	1 Year	1 Year	1 Year
Tool Only	CDR9015DB	CDR9050DB	CDR861DB	CDRR2005360DB	CDRR200545DB	CDRR2005DB	CDRR761DB	CDRS761DB

*UL® listed.

CE

Die Grinders

Specifications	CTGRS8806AK1	CTGRS8825AK1	CGRR861K2	CGRS861K2
Battery Type	Lithium 5.0 Ah	Lithium 5.0 Ah	Lithium 2.5 Ah	Lithium 2.5 Ah
Battery Voltage	18	18	14.4	14.4
Free Speed, RPM	6,000	25,000	9,500-28,000	10,000-30,000
Charge Time, minutes	90	90	70	70
Height with Battery, inches (mm)	4 (102)	4 (102)	3.3 (84)	3.3 (84)
Width with Battery, inches (mm)	3 (76)	3 (76)	2 (50)	2 (50)
Length, inches (mm)	11.4 (290)	11.4 (290)	11.4 (290)	11.4 (290)
Weight with Battery, lb (kg)	4.9 (2.2)	4.6 (2.1)	2.2 (0.99)	1.7 (.77)
Warranty (tool and charger)	2 Years	2 Years	1 Year	1 Year
Warranty (battery)	2 Years	2 Years	1 Year	1 Year
Tool Only	CTGRS8806ADB	CTGRS8825ADB	CGRR861DB	CGRS861DB

CE

Angle Grinders

Specifications	CTGR8850AK1	CTGR8855AK1
Battery Type	Lithium 5.0 Ah	Lithium 5.0 Ah
Battery Voltage	18	18
Wheel Size, inches (mm)	4.5 (114) or 5 (127)	4.5 (114) or 5 (127)
Arbor Size, inches (mm)	7/8 (22)	7/8 (22)
Free Speed, RPM	8,000	8,000
Charge Time, minutes	90	90
Switch Type	Slide Switch	Safety Switch
Length w/battery, inches (mm)	16.5 (419)	16.5 (419)
Weight with Battery, lb (kg)	6.2 (2.8)	6.2 (2.8)
Warranty (tool and charger)	2 Years	2 Years
Warranty (battery)	2 Years/1,000 Cycles	2 Years/1,000 Cycles
Tool Only	CTGR8850ADB	CTGR8855ADB

K2 = US J2 = Japan U2 = Europe Z2 = Australia

Ratchets

Specifications	CTR814K2	CTR817K2	CTR861K2	CTR867K2	CTR762K2	CTR768K2
Battery Type	Lithium 2.5 Ah	Lithium 2.5 Ah	Lithium 2.5 Ah	Lithium 2.5 Ah	Lithium 2.5 Ah	Lithium 2.5 Ah
Battery Voltage	14.4	14.4	14.4	14.4	14.4	14.4
Charge Time, minutes	70	70	70	70	70	70
Square Drive, inches (mm)	1/4 (6)	1/4 (6)	3/8 (10)	3/8 (10)	3/8 (10)	3/8 (10)
Torque Output, ft-lb (N•m)	35 (47)	35 (47)	60 (81)	60 (81)	70 (95)	70 (95)
Manual Torque, ft-lb (N•m)	46 (62)	46 (62)	158 (214)	158 (214)	158 (214)	158 (214)
Free Speed, RPM	350	350	275	275	175	175
Height with Battery, inches (mm)	11.1 (282)	13.9 (353)	12.2 (310)	15.6 (396)	12.8 (324)	16.2 (411)
Weight with Battery, lb (kg)	2 (0.9)	2.4 (1.1)	2.7 (1.2)	3.3 (1.5)	2.8 (1.3)	3.5 (1.5)
Warranty (battery)	1 Year	1 Year	1 Year	1 Year	1 Year	1 Year
Warranty (tool and charger)	1 Year	1 Year	1 Year	1 Year	1 Year	1 Year
Battery (qty)	CTB8174 (2)	CTB8174 (2)	CTB8174 (2)	CTB8174 (2)	CTB8174 (2)	CTB8174 (2)
Battery Charger	CTC772A	CTC772A	CTC772A	CTC772A	CTC772A	CTC772A
Tool Only	CTR814DB	CTR817DB	CTR861DB	CTR867DB	CTR762DB	CTR768DB

CE

Screwdrivers

Specifications	CTS861K2	CTSR761K2	CTSS761K2
Style	Pistol	Inline	Inline
Battery Type	Lithium 2.5 Ah	Lithium 2.5 Ah	Lithium 2.5 Ah
Battery Voltage	14.4	14.4	14.4
Trigger Style	Toggle	Paddle	Paddle
Charge Time, minutes	70	70	70
Chuck Cap., inches (mm)	1/4 (6)	1/4 (6)	1/4 (6)
Square Drive, inches (mm)	1/4 (6) Hex	1/4 (6) Hex	1/4 (6) Hex
Torque Output, in-lb (N•m)	200 (22)	150 (16.9)	65 (7.3)
Clutch Settings	9	9	9
Gear Box Type	2-Speed	2-Speed	Single Speed
Free Speed, RPM	450/1,550	450/1,550	0-1,350
RPM (low)	0-450	0-450	—
RPM (high)	0-1,550	0-1,550	—
Length, inches (mm)	6.1 (155)	13.3 (338)	11.8 (300)
Width, inches (mm)	1.9 (48)	2 (50.8)	2 (50.8)
Height, inches (mm)	7.8 (198)	3.3 (84)	3.3 (84)
Weight with Battery, lb (kg)	2.1 (1.0)	2.7 (1.2)	2.2 (1.0)
Warranty (battery)	1 Year	1 Year	1 Year
Warranty (tool and charger)	1 Year	1 Year	1 Year
Battery (qty)	CTB8174 (2)	CTB8174 (2)	CTB8174 (2)
Battery Charger	CTC772A	CTC772A	CTC772A
Tool Only	CTS861DB	CTSR761DB	CTSS761DB

CE

Reciprocating Saw

Specifications	CTRS8850AK1	CTRS761AK2
Battery Type	Lithium 5.0 Ah	Lithium 2.5 Ah
Battery Voltage	18	14.4
Stroke Length, inches (mm)	1 (25.4)	1/2 (13)
Strokes Per Minute	2,400	3,100
Length, inches (mm)	18 (457)	12 (304)
Height with Battery, inches (mm)	8.25 (210)	—
Weight with Battery Pack (Li-Ion), lb (kg)	7.7 (3.4)	3.2 (1.5)
Variable Speed Switch	—	Yes
Charge Time, minutes	90	70
Warranty (battery)	2 Years/1,000 Cycles	1 Year
Warranty (tool and charger)	2 Years	1 Year
Battery (qty)	CTB185 (1)	CTB8174 (2)
Battery Charger	CTC131	CTC772A
Tool Only	CTRS8850ADB	CTRS761ADB

K2 = US J2 = Japan U2 = Europe Z2 = Australia



• Read and follow safety messages for each type of Cordless Tool on the following pages and the safety precautions on pages W1-W4

CORDLESS: 18-VOLT BRUSHLESS IMPACT WRENCHES



CT9100K2



CT9080K2

CT9100 Series 18 V 3/4" Drive Impacts

Specifications	CT9100K2
Battery Type	Lithium 5.0 Ah
Battery Voltage	18
Charge Time, minutes	90
Square Drive, inches (mm)	3/4 (19)
Torque Output, ft-lb (N•m)	1,000 (1,355)
Blows Per Minute, BPM	2,200
Free Speed, RPM	1,570
Height with Battery, inches (mm)	9.5 (241)
Length, inches (mm)	10.3 (261)
Weight with Battery, lb (kg)	8.9 (4.04)
Warranty (battery)	2 Years/1,000 Cycles
Warranty (tool and charger)	2 Years
Battery (qty)	CTB185 (2)
Battery Charger	CTC131
Optional Protective Boot	CT9100BOOT
Tool Body Only	CT9100DB

CT9100K2 18 V 3/4" Drive MonsterLithium Cordless Impact Wrench Kit

- 1,000 ft-lb (1,355 N•m) of torque output
- 1,300 ft-lb (1,763 N•m) of bolt breakaway torque
- Three torque setting adapt to various applications
- Cerakote premium nose resists abrasion
- Brushless motor for longer runtime and durability
- Super bright 100 lm LED light output
- Variable speed trigger for precise control
- Kit includes tool, (2) batteries and a charger

Colors Available



2 Batteries, 1 Charger:	K2	GK2	HVK2
Tool Only:	DB	GDB	HVDB

ADD SUFFIX TO STOCK NUMBER FOR SPECIAL COLORS.

CT9080 Series Impacts

Specifications	CT9080K2
Battery Type	Lithium 5.0 Ah
Battery Voltage	18
Charge Time, minutes	90
Square Drive, inches (mm)	1/2 (13)
Torque Output, ft-lb (N•m)	1,050 (1,423)
Blows Per Minute, BPM	2,300
Free Speed, RPM	1,570
Height with Battery, inches (mm)	9.5 (241)
Length, inches (mm)	9.6 (244)
Weight, lb (kg)	8.2 (3.7)
Warranty (battery)	2 Years/1,000 Cycles
Warranty (tool and charger)	2 Years
Battery (qty)	CTB185 (2)
Battery Charger	CTC131
Optional Protective Boot	CT9075BOOT
Tool Body Only	CT9080DB

CE - DE, ES, FR, IT, GB, NL, JP

CT9080K2 18 V 1/2" Drive MonsterLithium Cordless Impact Wrench Kit

- 1,050 ft-lb (1,423 N•m) of torque output
- 1,440 ft-lb (1,952 N•m) of bolt breakaway output
- Three torque settings adapt to various applications
- Cerakote premium nose resists abrasion
- Brushless motor for longer runtime and durability
- Super bright 100 lm LED light output
- Variable speed trigger for precise control
- Kit includes tool, (2) batteries and a charger

Colors Available



2 Batteries, 1 Charger:	K2	GK2	HVK2
Tool Only:	DB	GDB	HVDB
Boot:	GBOOT HVBOOT		

ADD SUFFIX TO STOCK NUMBER FOR SPECIAL COLORS.



CT9010K2



CT9015K2

CT9010 Series 3/8" Drive Brushless Impacts

Specifications	CT9010K2
Battery Type	Lithium 5.0 Ah
Battery Voltage	18
Charge Time, minutes	90
Square Drive, inches (mm)	3/8 (10)
Anvil Type	Friction Ring
Torque Output, ft-lb (N•m)	240 (325)
Blows Per Minute, BPM	3,520
Free Speed, RPM	1,760
Sound Power Level, dB(A)	108
Sound Pressure Level, dB(A)	97
Vibration Level, m/s ²	8.6
Length, inches (mm)	6.7 (170)
Height w/Battery, inches (mm)	10 (254)
Weight w/Battery, lb (kg)	4.9 (2.22)
Warranty (battery)	2 Years/1,000 Cycles
Warranty (tool and charger)	2 Years
Battery (qty)	CTB185 (2)
Battery Charger	CTC131
Pinned Anvil Version	CT9010P
Quick-Change Chuck Version (hex size of chuck)	CT9010QC
Tool Body Only	CT9010DB
Optional Protective Boot	CT9010BOOT

€ - DE, ES, GB, FR, IT, NL, UL, CUL

CT9010K2 18 V 3/8" Drive MonsterLithium Cordless Impact Wrench Kit

- 240 ft-lb (325 N•m) of torque output
- 325 ft-lb (441 N•m) of bolt breakaway torque
- Three torque settings adapt to various applications
- Cerakote premium nose resists abrasion
- Brushless motor for longer runtime and durability
- Super bright 100 lm LED light output
- Variable speed trigger for precise control
- Kit includes tool, (2) batteries and a charger

Colors Available



Red Green Hi-Viz

2 batteries, 1 Charger: K2 GK2 HVK2
Tool Only: DB GDB HVDB
Boot: GBOOT HVBOOT

ADD SUFFIX TO STOCK NUMBER FOR SPECIAL COLORS.

CT9015 Series 1/2" Drive Brushless Impacts

Specifications	CT9015K2
Battery Type	Lithium 5.0 Ah
Battery Voltage	18
Charge Time, minutes	90
Square Drive, inches (mm)	1/2 (13)
Anvil Type	Friction Ring
Torque Output, ft-lb (N•m)	240 (325)
Blows Per Minute, BPM	3,520
Free Speed, RPM	1,760
Sound Power Level, dB(A)	108
Sound Pressure Level, dB(A)	97
Vibration Level, m/s ²	8.6
Length, inches (mm)	6.7 (170)
Height with Battery, inches (mm)	10 (254)
Weight w/Battery, lb (kg)	4.9 (2.22)
Warranty (battery)	2 Years/1,000 Cycles
Warranty (tool and charger)	2 Years
Battery (qty)	CTB185 (2)
Battery Charger	CTC131
Tool Body Only	CT9015DB
Optional Protective Boot	CT9015BOOT

€ - DE, ES, FR, IT, GB, NL, JP

CT9015K2 18 V 1/2" Drive MonsterLithium Cordless Impact Wrench Kit

- 240 ft-lb of torque output breaks loose stubborn fasteners
- Digital microprocessor-controlled switch maximizes performance, run time and durability
- Three torque settings in forward and three in reverse to adapt to various applications
- Built-in brake prevents tool from throwing fasteners and sockets
- Super bright 100 lm LED light output
- Kit includes tool, (2) batteries and a charger

Colors Available



Red Green Hi-Viz

2 Batteries, 1 Charger: K2 GK2 HVK2
Tool Only: DB GDB HVDB
Boot: GBOOT HVBOOT

ADD SUFFIX TO STOCK NUMBER FOR SPECIAL COLORS.



- Use only impact sockets and accessories with impact wrenches
- Read Safety Precautions on pages W1-W4

CORDLESS: 18-VOLT PLATFORMS



CT9050K2



CDR9050K2

CT9050 Series 1/2" Drive Impacts

Specifications	CT9050K2
Battery Type	Lithium 5.0 Ah
Battery Voltage	18
Charge Time, minutes	90
Square Drive, inches (mm)	1/2 (13)
Anvil Type	Friction Ring
Torque Output, ft-lb (N•m)	800 (1,085)
Blows Per Minute, BPM	2,300
Free Speed, RPM	2,000
Length, inches (mm)	8.2 (208)
Height with Battery, inches (mm)	9.5 (241)
Weight with Battery, lb (kg)	6.5 (2.9)
Warranty (battery)	2 Years/1,000 Cycles
Warranty (tool and charger)	2 Years
Battery (qty)	CTB185 (2)
Battery Charger	CTC131 (1)
Pinned Anvil Version	CT9050P
Tool Only	CT9050DB
Optional Protective Boot	CT9050BOOT

CE - DE, ES, FR, IT, GB, NL, JP

CT9050K2 18 V 1/2" Drive MonsterLithium Cordless Impact Wrench Kit

- 800 ft-lb (1,085 N•m) of torque output
- 1,000 ft-lb (1,355 N•m) of bolt breakaway torque
- Three torque settings adapt to various applications
- Cerakote premium nose resists abrasion
- Brushless motor for longer runtime and durability
- Super bright 100 lm LED light output
- Variable speed trigger for precise control
- Kit includes tool, (2) batteries and a charger

Colors Available



	Red	Green	Hi-Viz
2 Batteries, 1 Charger:	K2	GK2	HVK2
Tool Only:	DB	GDB	HVDB
Boot:	GBOOT HVBOOT		

ADD SUFFIX TO STOCK NUMBER FOR SPECIAL COLORS.

CDR9050 Series 3/8" Drive Hammer Drills

Specifications	CDR9050K2
Battery Type	Lithium 5.0 Ah
Battery Voltage	18
Charge Time, minutes	90
Chuck Capacity, inches (mm)	1/2 (13)
Spindle Thread, inches	1/2"-20 UNF
Torque Output in-lb (N•m)	470 (53.1)
RPM (high)	2,000
RPM (low)	420
Clutch Settings	23
Gear Box Type	2-Speed
Length, inches (mm)	8.1 (205)
Height, inches (mm)	10.25 (260)
Weight with Battery, lb (kg)	5.1 (2.3)
Warranty (battery)	2 Years
Warranty (tool and charger)	2 Years
Battery (qty)	CTB185 (2)
Battery Charger	CTC131
Tool Only	CDR9050DB

CDR9050K2 18 V 1/2" MonsterLithium Cordless Hammer Drill Kit

- 470 in-lb (53 N•m) of torque output
- Two-speed gear box (420/2,000) RPM
- Keyless 1/2" single sleeve metal chuck
- Drill, hammer, screw mode with 23 clutch settings
- Brushless motor for longer runtime and durability
- Variable speed trigger for precise tool control
- Super bright LED light output
- Kit includes tool, (2) batteries and a charger

Colors Available



	Red	Green	Hi-Viz
2 Batteries, 1 Charger:	K2	GK2	HVK2
Tool Only:	DB	GDB	HVDB
Boot:	GBOOT HVBOOT		

ADD SUFFIX TO STOCK NUMBER FOR SPECIAL COLORS.



CDR9015K2



CGG8850AK1

CDR9015 1/2" Drive Drills/Drivers

Specifications	CDR9015K2
Battery Type	Lithium 5.0 Ah
Battery Voltage	18
Charge Time, minutes	90
Chuck Capacity, inches (mm)	1/2 (13)
Spindle Thread, inches	1/2"-20 UNF
Torque Output in-lb (N•m)	470 (53.1)
RPM (high)	2,000
RPM (low)	420
Clutch Settings	18 Plus Drill
Gear Box Type	2-Speed
Length, inches (mm)	7.6 (193)
Height, inches (mm)	10.25 (260)
Weight with Battery, lb (kg)	5 (2.27)
Warranty (battery)	2 Years
Warranty (tool and charger)	2 Years
Battery (qty)	CTB185 (2)
Battery Charger	CTC131
Tool Only	CDR9015DB

CE — DE, ES, GB, FR, IT, NL, UL, CUL

CDR9015K2 18 V 1/2" MonsterLithium Cordless Drill Kit

- 470 in-lb (53 N•m) of torque output
- Two-speed gear box (420/2,000) RPM
- Keyless 1/2" metal single sleeve keyless chuck
- Drill plus 18 clutch settings adjust for the application
- Brushless motor for longer runtime and durability
- Variable speed trigger for precise tool control
- Super bright LED light output
- Kit includes tool, (2) batteries and a charger

Colors Available



2 Batteries, 1 Charger:	K2	GK2	HVK2
Tool Only:	DB	GDB	HVDB
Boot:	GBOOT HVBOOT		

ADD SUFFIX TO STOCK NUMBER FOR SPECIAL COLORS.

CGG8850A Grease Guns

Specifications	CGG8850AK1
Battery Type	Lithium 5.0 Ah
Battery Voltage	18
Charge Time, minutes	90
Pressure Rating, PSI	3,000 High Output/ 7,500 Low Output
Pressure Rating, BAR	206 High Output/517 Low Output
Capacity, Tubes Per Charge	Up to 27 (free flow)/ Up to 17 (@1,000 PSI)
Maximum Tube Capacity	14-1/2 oz (411 g) Cartridge/ 16 oz (454 g) Bulk
Handle Material	Glass-Reinforced Nylon
Coupler Design	3-Jaw
Hose Length, inches (mm)	36 (914)
Hose Type	High Pressure with Protective Spring Guards
Bulk Filler Valve	Yes
Air Purge Valve	Yes
Height with Grease Tube, inches (mm)	19 (483)
Weight with Battery Pack, lb (kg)	7.9 (3.6)
Weight without Battery Pack, lb (kg)	6.4 (2.9)
Warranty (battery)	2 Years
Warranty (tool)	2 Years
Battery (qty)	CTB185 (1)
Battery Charger	CTC131
Tool Only	CGG8850ADB

CGG8850AK1 18 V MonsterLithium Cordless Grease Gun Kit (One Battery/Charger)

- Two-speed, high-torque 18 V DC motor delivers outstanding flow and pressure
- 36" high-pressure hose with spring guard and coupler
- Accessible check valve and combination air bleeder/filler valve
- Dual motor protection includes self-resetting thermo-coupler
- Machined and hardened piston with plated steel barrel and premium grease follower
- Ergonomically designed to reduce fatigue and increase productivity
- 18 V high-ampereage lithium ion battery provides outstanding run time
- Works well in cold environments
- Kit includes tool, (1) battery and a charger

Colors Available



1 Battery, 1 Charger:	K1	GK1	HVK1
Tool Only:	DB	GDB	HVDB

ADD SUFFIX TO STOCK NUMBER FOR SPECIAL COLORS.



- Use only impact sockets and accessories with impact wrenches
- Read Safety Precautions on pages W1-W4

CORDLESS: 18-VOLT PLATFORMS



CTCG8850K1



CTRS8850AK1

CTCG8850 Series Caulk Guns

Specifications	CTCG8850K1
Battery Type	Lithium 5.0 Ah
Battery Voltage	18
Charge Time, minutes	90
Feed Speed Rate, inches per minute	2–18
Vibration Level	.5 m/s ²
Sound Pressure Level (A), dB	56.8
Maximum Current	5 A
Maximum Feed Force, lbf	850
Weight w/Battery, lb (kg)	5.3 (2.4)
Warranty (tool and charger)	2 Years
Warranty (battery)	2 Years/1,000 Cycles
Battery (qty)	CTB185 (1)
Battery Charger	CTC131
Tool Body Only	CTCG8850DB

CTCG8850K1 18 V MonsterLithium Cordless Caulk Gun Kit

- High feed force to easily dispense material, even when cold
- Dispense rates from 2–18 inch/minute allows user to fine tune material dispensing
- Piston retracts automatically when trigger is released to stop material from dispensing—saves time and material
- Dispenses up to 400 tubes of caulk on a single charge
- Light weight for easy maneuverability
- Very low noise level and vibration reduces user fatigue
- Easily changes from one tube style to another to get the job done quickly
- 10 oz cartridge (included), optional kits available for 29 oz cartridge kit and 600 ml sausage kit

Colors Available



Red Green Hi-Viz

1 Battery, 1 Charger: K1 GK1 HVK1

Tool Only: DB GDB HVDB

ADD SUFFIX TO STOCK NUMBER FOR SPECIAL COLORS.

CTRS8850 Series Reciprocating Saw

Specifications	CTRS8850AK1
Battery Type	Lithium 5.0 Ah
Battery Voltage	18
Charge Time, minutes	90
Stroke Length, inches (mm)	1 (25.4)
Strokes Per Minute	2,400
Height with Battery, inches (mm)	8.25 (210)
Length, inches (mm)	18 (457)
Weight with Battery Pack, lb (kg)	7.7 (3.4)
Warranty (tool and charger)	2 Years
Warranty (battery)	2 Years/1,000 Cycles
Battery (qty)	CTB185 (1)
Battery Charger	CTC131
Tool Only	CTRS8850ADB

CTRS8850AK1 18 V MonsterLithium Cordless Reciprocating Saw Kit (One Battery/Charger)

- 2,400 strokes per minute
- 75 A rated, heavy-duty variable-speed trigger provides long life and is contoured to reduce user fatigue
- Heavy-duty 14-gauge internal wiring withstands high current loads during heavy sawing
- Spring-loaded blade retention system requires no tools and ejects broken blades easily
- Non-slip cushion grip nose reduces vibration and provides positive tool control
- Heavy-duty armature and balanced motor design for smooth operation
- Turbine-style cooling system reduces heat buildup, extending tool life
- Sealed nose mechanism prevents dirt and sawing debris from damaging internal components
- Kit includes tool, (1) battery and a charger

Colors Available



Red Green Hi-Viz

1 Battery, 1 Charger: K1 GK1 HVK1

Tool Only: DB GDB HVDB

ADD SUFFIX TO STOCK NUMBER FOR SPECIAL COLORS.



CTGR8845AK1



CTGR8855AK1



CTGR8850AK1

Grinders/Cut-Off Tools

Specifications	CTGR8845AK1	CTGR8855AK1	CTGR8850AK1
Battery Type	Lithium 5.0 Ah	Lithium 5.0 Ah	Lithium 5.0 Ah
Battery Voltage	18	18	18
Charge Time, minutes	90	90	90
Wheel Size, inches (mm)	4.5 (114) or 5 (127)	4.5 (114) or 5 (127)	4.5 (114) or 5 (127)
Arbor Size, inches (mm)	7/8 (22)	7/8 (22)	7/8 (22)
Free Speed, RPM	8,000	8,000	8,000
Spindle Thread, inches	5/8"-11	5/8"-11	5/8"-11
Length w/battery, inches (mm)	16 (406)	16.5 (419)	16.5 (419)
Weight with Battery, lb (kg)	5.3 (2.4)	6.2 (2.8)	6.2 (2.8)
Switch Type	Paddle Switch	Safety Switch	Slide Switch
Warranty (tool and charger)	2 Years	2 Years	2 Years
Warranty (battery)	2 Years/1,000 Cycles	2 Years/1,000 Cycles	2 Years/1,000 Cycles
Replacement Grinding Wheel (size)	PT450-WH (4.5")	PT450-WH (4.5")	PT450-WH (4.5")
Replacement Cut-Off Wheel	CTGR-CW50	CTGR-CW50	CTGR-CW50
Battery (qty)	CTB185 (1)	CTB185 (1)	CTB185 (1)
Battery Charger	CTC131 (1)	CTC131 (1)	CTC131 (1)
Tool Only	CTGR8845ADB	CTGR8855ADB	CTGR8850ADB

UL® listed.
 CE - DE, ES, FR, IT, GB, NL, JP

CTGR8845AK1 18 V 4-1/2" MonsterLithium Cordless Standard Grinder Kit (One Battery/Charger)

- Standard head for use with 4-1/2" and 5" wheels
- Features a tool-free arbor nut for fast wheel changes
- Powerful motor delivers 8,000 RPM
- Includes removable cutting wheel guard for flexibility
- Electronic brake for enhanced user safety
- Motor screen helps keep debris out of the motor
- Battery rotates 270° for improved access
- Anti-vibration handle for less fatigue
- Paddle-style switch for OSHA® compliance
- Kit includes tool, (1) battery and a charger

CTGR8850AK1 18 V MonsterLithium Cordless Angle Grinder/Cut-Off Tool Kit (One Battery/Charger)

- 8,000 RPM handles most grinding jobs with ease
- Ultra-slim head allows user to access areas other grinders cannot
- Battery rotates 270° for improved access
- Accepts 4-1/2" or 5" wheels for more options to quickly get the job done
- Anti-vibration handle—allows user to work longer and more comfortably
- Replaceable motor screen—keeps debris out of the motor so tool lasts longer
- Seven-position safety guard—lets user tackle most jobs with less effort
- Tool-free guard removal—simply pull one guard off and slide the other one on
- Kit includes tool, (1) battery and a charger

CTGR8855AK1 18 V MonsterLithium Angle Grinder/Cut-Off Tool Kit with Safety Switch (One Battery/Charger)

- Flat head design for easy access
- 8,000 RPM handles most grinding jobs with ease
- Use with 4-1/2" or 5" wheels—more options to get the job done fast
- Seven-position safety guard
- Electronic safety clutch
- Motor screen keeps debris out of the motor to extend tool life
- Battery rotates 270° for improved access
- Anti-vibration handle—allows user to work longer and more comfortably
- High-stall torque
- OSHA® compliant switch
- Kit includes tool, (1) battery and a charger

CTGR-CW50 5" Abrasive Cutting Wheel

- Replacement cutting wheel for CTGR8850 cordless grinder

CTGR-CW50MP 5" Abrasive Cutting Wheel (25 pack)

- Replacement cutting wheel for CTGR8850 cordless grinder



• Use only impact sockets and accessories with impact wrenches
 • Read Safety Precautions on pages W1-W4

CORDLESS: 18-VOLT PLATFORMS



CTGRS8806AK1



CTGRS8825AK1

Die Grinders

Specifications	CTGRS8806AK1	CTGRS8825AK1
Battery Type	Lithium 5.0 Ah	Lithium 5.0 Ah
Battery Voltage	18	18
Charge Time, minutes	90	90
Collet Size, inches (mm)	1/4 (6)	1/4 (6)
Free Speed, RPM	6,000	25,000
Sound Pressure Level, dB(A)	81.6	80.5
Switch Type	Paddle Switch	Paddle Switch
Uncertainty K, dBA	3	3
Uncertainty, K (Vibration), m/s ²	1.5	1.5
Vibration Level, m/s ²	1.9	6.5
Height with Battery, inches (mm)	4 (102)	4 (102)
Width with Battery, inches (mm)	3 (76)	3 (76)
Weight with Battery, lb (kg)	4.9 (2.2)	4.6 (2.1)
Weight, lb (kg)	3.2 (1.5)	3.1 (1.4)
Warranty (battery)	2 Years	2 Years
Warranty (tool and charger)	2 Years	2 Years
Battery (qty)	CTB185 (1)	CTB185 (1)
Battery Charger	CTC131 (1)	CTC131 (1)
Tool Only	CTGRS8806ADB	CTGRS8825ADB

CE - DE, ES, FR, IT, GB, NL, JP

CTGRS8806AK1 18 V MonsterLithium Cordless Inline Die Grinder Kit (One Battery/Charger)

- 6,000 RPM to handle the big jobs
- Spindle lock for easy changing of accessories
- Tight tolerance collet for exact concentricity
- Overload protection prevents tool from over-heating
- Start-up protection prevents tool from starting after battery change
- Ergonomic design for positive tool control
- Standard 1/4" collet accepts most accessories
- Battery rotates 270° to adjust to each application
- Paddle style trigger for ease-of-use
- Kit includes tool, (1) battery and a charger

CTGRS8825AK1 18 V MonsterLithium Cordless Inline Die Grinder Kit (One Battery/Charger)

- 25,000 RPM handles the big jobs
- Spindle lock for easy changing of accessories
- Tight-tolerance collet for exact concentricity
- Overload protection prevents tool from overheating
- Start-up protection prevents tool from starting after battery change
- Ergonomic design for positive tool control
- Standard 1/4" collet accepts most accessories
- Battery rotates 270° for improved access
- Paddle-style trigger for ease of use
- Kit includes tool, (1) battery and a charger



CTBF8818K1

Cordless Sanders

Specifications	CTBF8818K1
Battery Type	Lithium 5.0 Ah
Battery Voltage	18
Charge Time, minutes	90
Belt Length, inches (mm)	18 (457)
Usable Belt Length, inches (mm)	3-9/16 (90)
Belt Speed, RPM	8,000
Belt widths, inches (mm)	1/4-1/2 (6-12)
Maximum Torque, in-lb	14
Length w/battery, inches (mm)	16.5 (419)
Switch Type	Safety Switch
Spindle Thread, inches	5/8"-11
Weight with Battery, lb (kg)	5.5 (2.5)
Warranty (battery)	2 Years
Warranty (tool and charger)	2 Years
Battery (qty)	CTB185 (1)
Battery Charger	CTC131
Tool Body Only	CTBF8818DB

CE - DE, ES, FR, IT, GB, NL, JP


CTBF8818K1 18 V 18" MonsterLithium Cordless Band File Sander (One Battery/Charger)

- For grinding, burnishing and deburring in hard-to-access areas
- Head can be rotated 270° for flexibility
- Features a tool-free adjustable belt guide and cover for easy belt changes
- Includes 1/4-1/2" contour sanding arm—other arms sold separately
- Accepts 18" belt and has a workable surface of 3-9/16" to help get the job done quickly
- Motor screen helps keep debris out of the motor
- Battery can be rotated 270° without tools to adjust to any working position
- Anti-vibration handle helps reduce fatigue
- Detachable dust filter protects motor from coarse particles
- OSHA®-compliant switch for added safety
- Kit includes tool, (1) battery, (1) charger and a starter kit of belts

CTBFSA12 Band File Sanding Arm, 1/2"

CTBFSA14 Band File Sanding Arm, 1/4"

CTBFSA34 Band File Sanding Arm, 3/4"



CTBFBZ1460

CTBFBZ3440

CTBFBZ34120



CTRG9050K1

Rivet Guns

Specifications	CTRG9050K1
Battery Type	Lithium 5.0 Ah
Battery Voltage	18
Charge Time, minutes	90
Pull Force, lb (kg)	4,400 (1,996)
Stroke Length, inches (mm)	.985 (25)
LED Light	3 Bulb
Height, inches (mm)	8.8 (225)
Weight, lb (kg)	5.8 (2.6)
Warranty (battery)	2 Years/1,000 Cycles
Warranty (tool and charger)	2 Years
Battery (qty)	CTB185 (1)
Battery Charger	CTC131
Tool Body Only	CTRG9050DB

CE - DE, ES, FR, IT, GB, NL, JP

CTRG9050K1 18 V MonsterLithium Brushless Rivet Gun Kit (One Battery/Charger)

- Brushless motor means superior durability, longer tool life and maximum run time
- 4,400 lb of pull force for precise accuracy
- LED light illuminates the work area
- Field replaceable long life jaws
- On board nose piece storage
- Heavy-duty tool hook allows for hanging
- Produces over 6,000 rivets on a battery charge to get the work done
- Operates with 1/8, 5/32, 3/16 and 1/4" rivets
- Kit includes tool, (1) battery and charger

Sanding Belts

Stock No.	Description
CTBFBC1240	Ceramic, 1/2 x 1/8-3/4", 40 grit (10 pk)
CTBFBC1260	Ceramic, 1/2 x 1/8-3/4", 60 grit (10 pk)
CTBFBC1280	Ceramic, 1/2 x 1/8-3/4", 80 grit (10 pk)
CTBFBC12120	Ceramic, 1/2 x 1/8-3/4", 120 grit (10 pk)
CTBFCA1412	Band File Contour Arm, 1/4-1/2
CTBFFB12COR	Fleeceband, 1/2 x 18-3/4", Coarse (5 pk)
CTBFFB12FNE	Fleeceband, 1/2 x 18-3/4", Fine (5 pk)
CTBFFBF12MED	Fleeceband, 1/2 x 18-3/4" Medium (5 pk)
CTBFFB14COR	Fleeceband, 1/4 x 18-3/4", Coarse (5 pk)
CTBFFB14FNE	Fleeceband, 1/4 x 18-3/4", Fine (5 pk)
CTBFFB14MED	Fleeceband, 1/4 x 18-3/4", Medium (5 pk)
CTBFFB34COR	Fleeceband, 3/4 x 18-3/4", Coarse (5 pk)
CTBFFB34FNE	Fleeceband, 3/4 x 18-3/4", Fine (5 pk)
CTBFFBF34MED	Fleeceband, 3/4 x 18-3/4" Medium (5 pk)
CTBFBZ1240	Zirconia, 1/2 x 18-3/4", 40 grit (10 pk)
CTBFBZ1260	Zirconia, 1/2 x 18-3/4", 60 grit (10 pk)
CTBFBZ1280	Zirconia, 1/2 x 18-3/4", 80 grit (10 pk)
CTBFBZ12120	Zirconia, 1/2 x 18-3/4", 120 grit (10 pk)
CTBFBZ1440	Zirconia, 1/4 x 18-3/4", 40 grit (10 pk)
CTBFBZ1460	Zirconia, 1/4 x 18-3/4", 60 grit (10 pk)
CTBFBZ1480	Zirconia, 1/4 x 18-3/4", 80 grit (10 pk)
CTBFBZ14120	Zirconia, 1/4 x 18-3/4", 120 grit (10 pk)
CTBFBZ3440	Zirconia, 3/4 x 18-3/4", 40 grit (10 pk)
CTBFBZ3460	Zirconia, 3/4 x 18-3/4", 60 grit (10 pk)
CTBFBZ3480	Zirconia, 3/4 x 18-3/4", 80 grit (10 pk)
CTBFBZ34120	Zirconia, 3/4 x 18-3/4", 120 grit (10 pk)



WARNING



- Do not use sanding discs or accessories above their maximum rated RPM.
- Use only impact sockets and accessories with impact wrenches
- Read Safety Precautions on pages W1-W4

CORDLESS: 14.4-VOLT MICROLITHIUM PLATFORMS



CT825K2



CT861K2

CT825 Series Brushless Impact Wrenches

Specifications	CT825K2	CT861K2
Battery Type	Lithium 2.5 Ah	Lithium 2.5 Ah
Battery Voltage	14.4	14.4
Charge Time, minutes	70	70
Square Drive, inches (mm)	1/4 (6)	3/8 (10)
Anvil Type	Friction Ring	Friction Ring
Torque Output, ft-lb (N•m)	70 (95)	150 (203)
Bolt Breakaway Torque, ft-lb (N•m)	100 (135)	225 (305)
Blows Per Minute, BPM	3,000	3,000
Free Speed, RPM	2,200	2,500
No Load Current	3.0 A	3.0 A
Length, inches (mm)	6.8 (173)	6.8 (173)
Width, inches (mm)	2 (51)	2 (51)
Height, inches (mm)	7 (178)	7 (178)
Height with Battery, inches (mm)	8.0 (203)	8.0 (203)
Weight with Battery, lb (kg)	2.7 (1.2)	2.7 (1.2)
Warranty (battery)	1 Year	1 Year
Warranty (tool and charger)	1 Year	1 Year
Quick-Change Chuck Version (hex size of chuck)	—	CTQ861 (1/4")
Battery (qty)	CTB8174 (2)	CTB8174 (2)
Battery Charger	CTC772A	CTC772A
Tool Only	CT825DB	CT861DB

CE - DE, ES, FR, IT, GB, NL, JP

CT825K2 14.4 V 1/4" Drive Brushless MicroLithium Cordless Impact Wrench Kit

- 70 ft-lb of torque output handles many common fasteners
- Variable speed standard style trigger for precise control
- Tri-beam headlights illuminate the work area
- Built in brake prevents the tool from throwing fasteners and sockets
- Over current and thermal protection of the motor prevents tool from overheating
- Under voltage protection will not overdraw the battery
- Built in fuel gauge indicates battery state of charge
- Cushion grip handle provides positive tool control with less user fatigue
- Glass filled nylon housing is durable and prevents breaking
- Brushless motor means superior durability, longer tool life and maximum run time
- 70 minute charge time
- Kit includes tool, (2) batteries and a charger

Colors Available



2 Batteries, 1 Charger: **K2** **GK2** **HVK2**
 Tool Only: **DB** **GDB** **HVDB**

ADD SUFFIX TO STOCK NUMBER FOR SPECIAL COLORS.

CT861K2 14.4 V 3/8" Drive MicroLithium Cordless Impact Wrench Kit

- 150 ft-lb (203 N•m) of torque output
- 225 ft-lb (305 N•m) of bolt breakaway torque
- Tri-beam LED headlights illuminates work area
- Brushless motor for longer runtime and durability
- Variable speed trigger for precise tool control
- Glass filled nylon housing for durability
- Built in fuel gauge indicates battery state of charge
- Kit includes tool, (2) batteries and a charger

Colors Available



2 Batteries, 1 Charger: **K2** **GK2** **HVK2**
 Tool Only: **DB** **GDB** **HVDB**

ADD SUFFIX TO STOCK NUMBER FOR SPECIAL COLORS.



CDR861K2

CDR861 Series 3/8" Capacity Brushless Drills

Specifications	CDR861K2
Battery Type	Lithium 2.5 Ah
Battery Voltage	14.4
Charge Time, minutes	70
Chuck Capacity inches (mm)	3/8 (10)
Clutch Settings	9
Gear Box Type	2-Speed
Torque Output in-lb (N•m)	200 (22.6)
Free Speed, RPM, Low (High)	0-450 (0-1,550)
Sound Pressure Level, dB(A)	73.7
Length, inches (mm)	7.7 (198)
Height inches (mm)	7.8 (198)
Width, inches (mm)	2 (50)
Operating Temperature	-4-120 °F (-20-60 °C)
RPM (low)	0-450
RPM (high)	0-1,550
Weight with Battery, lb (kg)	2.4 (1.1)
Warranty (battery)	1 Year
Warranty (tool and charger)	1 Year
Battery (qty)	CTB8174 (2)
Battery Charger	CTC772A
Tool Only	CDR861DB

UL® listed.
 CE - DE, ES, FR, IT, GB, NL, JP

CDR861K2 14.4 V 3/8" MicroLithium Cordless Drill Kit

- 200 in-lb (22.6 N•m) of torque output
- Two-speed gearbox (450/1,550) RPM
- Keyless 3/8" single sleeve steel chuck
- Nine position clutch to adjust for the application

- Brushless motor for longer runtime and durability
- Variable speed trigger for precise tool control
- Built in fuel gauge indicates battery state of charge
- Kit includes tool, (2) batteries and a charger

Colors Available



2 Batteries, 1 Charger:	K2	GK2	HVK2
Tool Only:	DB	GDB	HVDB

ADD SUFFIX TO STOCK NUMBER FOR SPECIAL COLORS.



- Use only impact sockets and accessories with impact wrenches
- Read Safety Precautions on pages W1-W4

CORDLESS: 14.4-VOLT MICROLITHIUM PLATFORMS



CDRR761K2

CDRR761 Series 3/8" Capacity Right-Angle Drills

Specifications	CDRR761K2
Battery Type	Lithium 2.5 Ah
Battery Voltage	14.4
Charge Time, minutes	70
Chuck Cap., inches (mm)	3/8 (10)
Clutch Settings	9
Gear Box Type	2-Speed
Torque Output, in-lb (N•m)	150 (16.9)
Free Speed (RPM), Low (High)	0-450 (0-1,550)
Sound Pressure Level, dB(A)	73.7
Sound Power Level, dB(A)	85.3
Length, inches (mm)	13.3 (338)
Height, inches (mm)	4 (102)
Width, inches (mm)	2 (50)
Weight with Battery, lb (kg)	3.3 (1.5)
Operating Temperature Range	-4-120 °F (-20-60 °C)
RPM (low)	0-450
RPM (high)	0-1,550
Warranty (battery)	1 Year
Warranty (tool and charger)	1 Year
Battery (qty)	CTB8174 (2)
Battery Charger	CTC772A
Tool Only	CDRR761DB

CDRR761K2 14.4 V 3/8" MicroLithium Cordless Right Angle Screw Gun/Drill Kit

- 150 in-lb of torque output handles a wide variety of applications
- Two-speed drill: 400/1,550 RPM; low speed for higher torque applications, high speed for drilling steel
- Nine-position clutch delivers 8-50 in-lb of torque
- Variable-speed switch—good featherability at low speed for driving screws
- Lightweight drill—only 3.2 lb with battery
- 3/8" keyless single-sleeve durable steel chuck makes changing bits easy
- Cushion grip handle provides comfortable non-slip control for less fatigue over time
- Small size to get into tight spots—under dash, firewall, etc.
- One-year full warranty and serviced by Snap-on® Service Centers
- Built-in gauge displays the battery charge state
- Integrated LED light
- Kit includes tool, (2) batteries and a charger

Colors Available



2 Batteries, 1 Charger: K2 GK2 HVK2
 Tool Only: DB GDB HVDB

ADD SUFFIX TO STOCK NUMBER FOR SPECIAL COLORS.



CDRS761K2

CDRS761 Series 3/8" Capacity Inline Drills

Specifications	CDRS761K2
Battery Type	Lithium 2.5 Ah
Battery Voltage	14.4
Charge Time, minutes	70
Chuck Capacity, inches (mm)	3/8 (10)
Clutch Settings	9
Gear Box Type	2-Speed
Torque Output, in-lb (N•m)	65 (7.3)
Free Speed, RPM	0-1,350
Sound Pressure Level, dB(A)	80.4
Sound Power Level A, dB(A)	89.6
Length, inches (mm)	13.3 (338)
Height, inches (mm)	4 (102)
Width, inches (mm)	2 (50)
Weight with Battery, lb (kg)	2.6 (1.2)
Operating Temperature	-4-140 °F (-20-60 °C)
RPM (low)	0-450
RPM (high)	0-1,550
Uncertainty K, dB(A)	3.0
Vibration Level, m/s ²	1.3
Storage Temperature	-4-140 °F (-20-60 °C)
Warranty (battery)	1 Year
Warranty (tool and charger)	1 Year
Battery (qty)	CTB8174 (2)
Charger	CTC772A
Tool Only	CDRS761DB

CDRS761K2 14.4 V 3/8" MicroLithium Cordless Inline Drill Kit

- 150 in-lb of torque handles a wide variety of applications
- Two speeds (400/1,400 RPM): low speed for higher torque applications, high speed for steel drilling
- Variable-speed switch—good featherability at low speed for driving screws and control
- Nine-position clutch
- Lightweight drill—with battery only 2.4 lb
- 3/8" keyless drill chuck—single-sleeve durable steel chuck makes changing bits easy
- Cushion grip handle—non-slip, comfort for the operator, positive tool control allows the operator to work longer with less fatigue
- Small size to get in tight spots: under dash, firewall, etc.
- One-year full warranty and serviced by Snap-on® Service Centers
- Built-in gauge displays the battery charge state
- Kit includes tool, (2) batteries and a charger

Colors Available



2 Batteries, 1 Charger: K2 GK2 HVK2
 Tool Only: DB GDB HVDB

ADD SUFFIX TO STOCK NUMBER FOR SPECIAL COLORS.

CORDLESS: 14.4-VOLT MICROLITHIUM PLATFORMS



CDRR2005K2



CDRR200545K2



CDRR2005360K2

CDRR2005 Series Angle Mini Drill

Specifications	CDRR2005K2	CDRR200545K2	CDRR2005360K2
Battery Type	Lithium 2.5 Ah	Lithium 2.5 Ah	Lithium 2.5 Ah
Battery Voltage	14.4	14.4	14.4
Charge Time, minutes	70	70	70
Bit Thread Size	1/4"-28	1/4"-28	1/4"-28
Free Speed, RPM	6,000	6,000	6,000
Length Angle Head (Front to Back), inches (mm)	1.12 (28)	1 (25)	3 (76)
Sound Pressure Level, dB(A)	74.2	74.2	74.2
Height (Head Assembly), inches (mm)	4.4 (112)	4.4 (112)	4.4 (112)
Height with Battery, inches (mm)	13.1 (333)	13.1 (333)	13.1 (333)
Vibration Level, m/s ²	8.02	8.02	8.02
Width, inches (mm)	1.8 (46)	1.8 (46)	1.8 (46)
Length, inches (mm)	12 (305)	12 (305)	12 (305)
Height, inches (mm)	3.3 (84)	3.3 (84)	3.3 (84)
Weight with Battery, lb (kg)	1.4 (.64)	1.4 (.64)	1.4 (.64)
Operating Temperature Range	-4-120 °F (-20-60 °C)	-4-120 °F (-20-60 °C)	-4-120 °F (-20-60 °C)
Warranty (battery)	1 Year	1 Year	1 Year
Warranty (tool and charger)	1 Year	1 Year	1 Year
Optional 1/4" Collet	YA409-6	YA409-6	YA409-6
Battery (qty)	CTB8174 (2)	CTB8174 (2)	CTB8174 (2)
Battery Charger	CTC772A	CTC772A	CTC772A
Tool Only	CDRR2005DB	CDRR200545DB	CDRR2005360DB

CE - DE, ES, FR, IT, GB, NL, JP

CDRR2005K2 14.4 V MicroLithium Cordless Right Angle Mini Drill Kit

- Compact head for great access
- Low runout for precise drilling
- Accepts 1/4"-28 threaded bits and accessories
- Double ball bearing supported spindle shaft for durability
- Spiral beveled gears for durability and smooth operations
- 90° angle for great access
- LED light illuminates work area
- Soft grip handle for positive tool control
- Battery fuel gauge indicates battery charge state
- Kit includes tool, (2) batteries and a charger

CDRR2005360K2 14.4 V MicroLithium Cordless 360° Angle Head Mini Drill Kit

- Small compact head for greater access into places traditional pistol style drills cannot
- Low runout for precise accurate drilling
- Accepts 1/4"-28 threaded bits and accessories and standard 1/4" accessories with adaptor (not included)
- Double ball bearing supported spindle shaft for durability
- Spiral beveled gears for durability and smooth operation
- 360° angle head for great accessibility
- Built-in LED illuminates work area
- Soft grip handle for positive tool control
- Battery fuel gauge indicates the battery state of charge
- Variable speed trigger for slow start up
- Proven lower unit and head
- Kit includes tool, (2) batteries and a charger

CDRR200545K2 14.4 V MicroLithium Cordless 45° Angle Head Mini Drill Kit

- Same features as the CDRR2005360K2



- Use only impact sockets and accessories with impact wrenches
- Read Safety Precautions on pages W1-W4

CORDLESS: 14.4-VOLT MICROLITHIUM PLATFORMS



CTS861K2

CTS861 Series Screwdrivers

Specifications	CTS861K2
Style	Pistol
Battery Type	Lithium 2.5 Ah
Battery Voltage	14.4
Trigger Style	Toggle
Charge Time, minutes	70
Chuck Cap., inches (mm)	1/4 (6)
Square Drive, inches (mm)	1/4 (6) Hex
Torque Output, in-lb (N•m)	200 (22)
Clutch Settings	9
Gear Box Type	2-Speed
Free Speed, RPM	450/1,550
RPM (low)	0-450
RPM (high)	0-1,550
Length, inches (mm)	6.1 (155)
Width, inches (mm)	1.9 (48)
Weight with Battery, lb (kg)	2.1 (1.0)
Warranty (battery)	1 Year
Warranty (tool and charger)	1 Year
Battery (qty)	CTB8174 (2)
Battery Charger	CTC772A
Tool Only	CTS861DB

CE - DE, ES, FR, IT, GB, NL

CTS861K2 14.4 V 1/4" Hex MicroLithium Cordless Toggle Screwdriver Kit

- 200 in-lb of torque output
- Two-speed gearbox: 450/1,550 RPM
- Brushless motor for longer runtime and durability
- 300 in-lb manual spindle lock
- Nine-position clutch provides the ability to dial in the proper torque
- Glass-filled nylon housing for durability
- Variable-speed toggle-style trigger for precise control
- Twin-beam headlights illuminate work area
- Quick 70-minute battery charge for less down time
- Undervoltage protection will not overdraw the battery; overcurrent protection of the electronics
- Built-in gauge displays the battery charge state
- Screened motor keeps debris from entering critical components
- Cushion grip handle provides positive tool control with less fatigue
- UL® and cUL® listed
- Kit includes tool, (2) batteries and a charger

Colors Available



Red Green Hi-Viz

2 Batteries, 1 Charger: K2 GK2 HVK2
 Tool Only: DB GDB HVDB

ADD SUFFIX TO STOCK NUMBER FOR SPECIAL COLORS.



CTSR761K2

CTSR761 Series Screwdrivers

Specifications	CTSR761K2
Style	Inline
Battery Type	Lithium 2.5 Ah
Battery Voltage	14.4
Trigger Style	Paddle
Charge Time, minutes	70
Chuck Cap., inches (mm)	1/4 (6)
Square Drive, inches (mm)	1/4 (6) Hex
Torque Output, in-lb (N•m)	150 (16.9)
Clutch Settings	9
Gear Box Type	2-Speed
Free Speed, RPM	450/1,550
RPM (low)	0-450
RPM (high)	0-1,550
Width, inches (mm)	2 (50.8)
Weight with Battery, lb (kg)	2.7 (1.2)
Warranty (battery)	1 Year
Warranty (tool and charger)	1 Year
Battery (qty)	CTB8174 (2)
Battery Charger	CTC772A
Tool Only	CTSR761DB

CE

CTSR761K2 14.4 V 1/4" MicroLithium Cordless Right Angle Screwdriver Kit

- Features an oversized paddle trigger and easy-access Forward/Reverse button
- 150 in-lb of torque
- 450-1,550 RPM free speed
- Ergonomic cushion grip
- Two-speed gearbox
- Variable-speed extended trigger
- Nine-position clutch
- Built-in LED light
- Rapid 70-minute charge time
- Ideal for metals, plastic, aluminum, fiberglass, exhaust, hanger work, ATVs and mud flaps
- Used for dash work, stripped fasteners and removing/installing panels
- Handles most standard-style screwdriver bits, as well as power bits
- One-handed bit insertion
- Kit includes tool, (2) batteries and a charger

Colors Available



Red Green Hi-Viz

2 Batteries, 1 Charger: K2 GK2 HVK2
 Tool Only: DB GDB HVDB

ADD SUFFIX TO STOCK NUMBER FOR SPECIAL COLORS.

CORDLESS: 14.4-VOLT MICROLITHIUM PLATFORMS



CTRS761AK2

CTRS761 Series Saws

Specifications	CTRS761AK2
Battery Type	Lithium 2.5 Ah
Battery Voltage	14.4
Motor Voltage (VDC)	14.4
Charge Time, minutes	70
Strokes Per Minute	3,100
Stroke Length, inches (mm)	1/2 (13)
Sound Power Level (A), dB	87.7
Sound Pressure Level (A), dB	76.1
Uncertainty, K (Cutting 4 x 4" SPF Lumber), m/s ²	2.72
Uncertainty, K (Noise), dB	3
Uncertainty, K (Vibration), m/s ²	1.54
Vibration Level (Cutting 4 x 4" SPF Lumber), m/s ²	7.41
Vibration Level, m/s ²	11.97
Variable Speed Switch	Yes
Length, inches (mm)	12 (304)
Weight with Battery Pack (Li-Ion), lb (kg)	3.2 (1.5)
Warranty (battery)	1 Year
Warranty (tool and charger)	1 Year
Battery (qty)	CTB8174 (2)
Battery Charger	CTC772A
Tool Only	CTRS761ADB

CTRS761AK2 14.4 V MicroLithium Cordless Reciprocating Saw Kit

- 3,100 strokes per minute
- Small and lightweight; ideal for use in confined areas
- Dual chuck mechanism (quick chuck)
- Tool-free adjustment of the depth guide
- Variable-speed switch
- Integrated LED work light
- LED gauge indicates battery charge state
- Six-position adjustable footplate
- Quick, one-handed blade release
- Housing screen keeps debris out of the motor
- Lock-off switch is located above the trigger
- Variable-speed trigger
- Kit includes tool, (2) batteries and a charger

Colors Available



Red Green Hi-Viz

2 Batteries, 1 Charger: K2 GK2 HVK2
Tool Only:: DB GDB HVDB

ADD SUFFIX TO STOCK NUMBER FOR SPECIAL COLORS.



CTSS761K2

CTSS761 Series Screwdrivers

Specifications	CTSS761K2
Style	Inline
Battery Type	Lithium 2.5 Ah
Battery Voltage	14.4
Trigger Style	Paddle
Charge Time, minutes	70
Chuck Cap., inches (mm)	1/4 (6)
Clutch Settings	9
Square Drive, inches (mm)	1/4 (6) Hex
Sound Power Level A, dBA	76.9
Sound Pressure Level A, dBA	65.3
Torque Output, in-lb (N•m)	65 (7.3)
Free Speed, RPM	0-1,350
Gear Box Type	Single Speed
Uncertainty K, dBA	3.0
Vibration Level, m/s ²	0.93
Vibration Uncertainty K, m/s ²	0.25
Length, inches (mm)	11.8 (300)
Width, inches (mm)	2 (50.8)
Weight with Battery, lb (kg)	2.2 (1.0)
Warranty (battery)	1 Year
Warranty (tool and charger)	1 Year
Battery (qty)	CTB8174 (2)
Battery Charger	CTC772A
Tool Only	CTSS761DB

CTSS761K2 14.4 V MicroLithium Cordless Inline Screwdriver Kit

- 65 in-lb of torque output to get the job done
- 1,350 RPM
- Variable-speed trigger allows the user to regulate the proper RPM
- Nine-position clutch to dial in the proper torque
- Built-in LED illuminates work area
- Rapid 70-minute charge time keeps the job moving
- Handles most standard style screwdriver bits as well as power bits
- One-handed bit insertion
- Cushion grip handle provides comfortable non-slip control for less fatigue over time
- Easy-access Forward/Reverse button
- Kit includes tool, (2) batteries and a charger

Colors Available



Red Green Hi-Viz

2 Batteries, 1 Charger: K2 GK2 HVK2
Tool Only: DB GDB HVDB

ADD SUFFIX TO STOCK NUMBER FOR SPECIAL COLORS.



• Read Safety Precautions on pages W1-W4

CORDLESS: 14.4-VOLT MICROLITHIUM PLATFORMS



CTR762K2



CTR861K2



CTR814K2

CTR762 Series 14.4 V Snap-on® Brute Cordless Ratchet

Specifications	CTR762K2	CTR861K2	CTR814K2
Battery Type	Lithium 2.5 Ah	Lithium 2.5 Ah	Lithium 2.5 Ah
Battery Voltage	14.4	14.4	14.4
Charge Time, minutes	70	70	70
Square Drive, inches (mm)	3/8 (10)	3/8 (10)	1/4 (6)
Torque Output, ft-lb (N•m)	70 (95)	60 (81)	35 (47)
Manual Torque, ft-lb (N•m)	158 (214)	158 (214)	46 (62)
Free Speed, RPM	175	275	350
Height with Battery, inches (mm)	12.8 (324)	12.2 (310)	11.1 (282)
Weight with Battery, lb (kg)	2.8 (1.3)	2.7 (1.2)	2 (0.9)
Warranty (battery)	1 Year	1 Year	1 Year
Warranty (tool and charger)	1 Year	1 Year	1 Year
Battery (qty)	CTB8174 (2)	CTB8174 (2)	CTB8174 (2)
Battery Charger	CTC772A	CTC772A	CTC772A
Tool Only	CTR762DB	CTR861DB	CTR814DB

CE

CTR762K2 14.4 V 3/8" Drive MicroLithium Cordless Ratchet Kit

- 70 ft-lb of torque output to get the job done
- Variable-speed trigger for precise tool control
- Integrated LED light illuminates the work area
- Cushion grip handle provides positive tool control
- Large forward/reverse knob for easy change of direction
- LED fuel gauge helps identify the battery's charge state
- 2.5 Ah batteries for extra-long run time between charges
- Kit includes tool, (2) batteries and a charger

CTR861K2 14.4 V 3/8" Drive MicroLithium Cordless Ratchet Kit

- 60 ft-lb of torque output gets the big jobs done
- 158 ft-lb of manual torque helps bust stubborn fasteners loose
- 275 RPM free speed removes fasteners rapidly
- Super bright 18 lm light stays illuminated after trigger is released
- Brushless motor means superior durability, longer tool life and maximum run time
- Auto trigger shuts tool off after two minutes of continuous use
- Variable-speed trigger allows for slow start-ups
- Cushion grip handle for positive tool control
- Built-in fuel gauge indicates battery charge
- Large greased forward/reverse knob allows for lubricating the head
- Kit includes tool, (2) batteries and a charger

CTR814K2 14.4 V 1/4" Drive MicroLithium Cordless Ratchet Kit

- Powerful 35 ft-lb of torque output, perfect for applications with fasteners 12 mm or smaller
- 350 RPM free speed removes fasteners rapidly
- Brushless motor for longer run time and durability
- Integrated LED headlight illuminates work area
- Variable speed trigger for precise tool control
- Over and under temperature protection keeps tool operating efficiently
- Cushion grip handle for positive tool control with less user fatigue
- Large greasable reversing knob for ease of direction change
- Battery gauge displays power remaining indicates battery charge state
- Includes tool, (2) batteries and charger

Colors Available



Red Green Hi-Viz

2 Batteries, 1 Charger: K2 GK2 HVK2
Tool Only: DB GDB HVDB

ADD SUFFIX TO STOCK NUMBER FOR SPECIAL COLORS.

CORDLESS: 14.4-VOLT MICROLITHIUM PLATFORMS



CTR768K2

CTR817K2

CTR867K2

CTR768 Series Long-Neck Ratchets

Specifications	CTR768K2	CTR817K2	CTR867K2
Battery Type	Lithium 2.5 Ah	Lithium 2.5 Ah	Lithium 2.5 Ah
Battery Voltage	14.4	14.4	14.4
Charge Time, minutes	70	70	70
Square Drive, inches (mm)	3/8 (10)	1/4 (6)	3/8 (10)
Torque Output, ft-lb (N•m)	70 (95)	35 (47)	60 (81)
Manual Torque, ft-lb (N•m)	158 (214)	46 (62)	158 (214)
Free Speed, RPM	175	350	275
Height with Battery, inches (mm)	16.2 (411)	13.9 (353)	15.6 (396)
Weight with Battery, lb (kg)	3.5 (1.5)	2.4 (1.1)	3.3 (1.5)
Warranty (battery)	1 Year	1 Year	1 Year
Warranty (tool and charger)	1 Year	1 Year	1 Year
Battery (qty)	CTB8174 (2)	CTB8174 (2)	CTB8174 (2)
Battery Charger	CTC772A	CTC772A	CTC772A
Tool Only	CTR768DB	CTR817DB	CTR867DB

CE - DE, ES, FR, IT, GB, NL, JP

CTR768K2 14.4 V 3/8" Drive MicroLithium Cordless Long-Neck Ratchet Kit

- 70 ft-lb of torque output to get the job done
- Variable-speed trigger for precise tool control
- Integrated LED light illuminates the work area
- Cushion grip handle provides positive tool control
- Large forward/reverse knob for easy direction change
- Battery gauge displays power remaining
- Uses 2.5 Ah battery for extra-long run time
- Long neck to access hard-to-reach fasteners
- Includes tool, (2) batteries and a charger

CTR817K2 14.4 V 1/4" Drive MicroLithium Cordless Long-Neck Ratchet Kit

- Powerful 35 ft-lb of torque output, perfect for applications with fasteners 12 mm or smaller
- 350 RPM free speed removes fasteners rapidly
- Variable-speed trigger for precise tool control
- Built in LED illuminates work area
- Long 6" extended neck for great accessibility
- Brushless motor means superior durability, longer tool life and maximum run time
- Kit includes tool, (2) batteries and a charger

CTR867K2 14.4 V 3/8" Drive MicroLithium Cordless Long-Neck Ratchet Kit

- 60 ft-lb of torque output removes stubborn fasteners
- 158 ft-lb of manual torque to loosen rusty fasteners
- 275 RPM gets the job done quickly
- Variable-speed trigger for precise control
- Over- and under-temperature protection keeps tool operating at peak efficiency
- Cushion grip handle provides comfortable non-slip control for less fatigue over time
- Large, greasable forward/reverse knob makes it easy to switch directions
- Battery gauge displays power remaining
- Integrated 18 lm LED headlight illuminates work area
- Brushless motor means superior durability, longer tool life and maximum run time
- Kit includes tool, (2) batteries and a charger

Colors Available



Red Green Hi-Viz

2 Batteries, 1 Charger: K2 GK2 HVK2

Tool Only: DB GDB HVDB

ADD SUFFIX TO STOCK NUMBER FOR SPECIAL COLORS.



WARNING



• Read Safety Precautions on pages W1-W4

CORDLESS: 14.4-VOLT MICROLITHIUM PLATFORMS



CGRS861/CGRR861 Series Die Grinders

Specifications	CGRS861K2	CGRR861K2
Battery Type	Lithium 2.5 Ah	Lithium 2.5 Ah
Battery Voltage	14.4	14.4
Warranty (battery)	1 Year	1 Year
Charge Time, minutes	70	70
Warranty (tool and charger)	1 Year	1 Year
Chuck Capacity, inches (mm)	1/8 (3) and 1/4 (6)	1/8 (3) and 1/4 (6)
Weight with Battery, lb (kg)	1.7 (.77)	2.2 (0.99)
Free Speed, RPM	10,000–30,000	9,500–28,000
Length with Battery, inches (mm)	11.4 (290)	11.4 (290)
Width with Battery, inches (mm)	2 (50)	2 (50)
Height with Battery, inches (mm)	3.3 (84)	3.3 (84)
Battery (qty)	CTB8174 (2)	CTB8174 (2)
Charger	CTC772A	CTC772A
Tool Only	CGRS861DB	CGRR861DB

CE - DE, ES, FR, IT, GB, NL, JP

CGRS861K2 14.4 V MicroLithium Brushless Cordless Inline Die Grinder Kit

- Ideal for use with 2" accessories
- Small, lightweight and portable
- Dual collet system accepts 1/8" or 1/4" accessories
- Push-button spindle lock for fast bit changes
- Variable speed allows user to adjust the required torque
- Low battery light indicates when battery needs charging
- 10,000–30,000 RPM
- 1.7 lb weight and 11.4" overall length allows for easy access and maneuverability
- Kit includes tool, (2) batteries and a charger

CGRR861K2 14.4 V MicroLithium Brushless Cordless Right Angle Die Grinder Kit

- Same features as CGRS861K2
- 9,500–28,000 RPM
- 2.2 lb weight and 11.4" overall length allows for easy access and maneuverability
- Kit includes tool, (2) batteries and a charger

Colors Available



2 Batteries, 1 Charger:	K2	GK2	HVK2
Tool Only:	DB	GDB	HVDB

ADD SUFFIX TO STOCK NUMBER FOR SPECIAL COLORS.



CTG861K1

CTG861 Series Color Display Infrared Thermometers

Specifications	CTG861K1
Alarm	On/Off and High/Low
Ambient Operating Range, °F (°C)	32–120 (0–50)
Runtime on a Single Battery Charge, hours	35
Display Hold	Last reading and operating mode display for 10 sec nominal upon trigger release
Distance To Spot Size	12:1 (90% energy covered)
Emmissivity	0.30–0.99 Adjustable
IR Accuracy	0–560 °C; ±2% or 2 °C; -18–0 °C: 5 °C 560–1,000 °C ±2% ±3dig
IR Repeatability (+23 Ems=0.95)	±2% or ±2 °C/°F
IR Resolution	< 1,000 °C/°F; 0.1 °C/°F; > 1,000 °C/°F; 1 °C/°F
K Type Range (Optional)	-328–2,372 °F (-200–1,300 °C)
K Type Accuracy (Optional)	.05% of Reading ±1.8 °F (±1 °C)
Record	Rec/Max/Min
Relative Humidity	10–80% RH non-condensing
Response Time	500 mSec
Spectral Response	7–14 um
Storage Temperature	14–140 °F (-10–60 °C) without Battery
Battery (qty)	CTB8174 (1)
Battery Type	Snap-on® 14.4 Volt
Charger	CTC772A
Tool Only	CTG861DB

CE - DE, ES, FR, IT, GB, NL, JP

CTG861K1 14.4 V MicroLithium Color Display Cordless Temperature Gun Kit

- Safe non-contact and contact temp options
- Temperature range: -58–1,832 °F (-50–1,000 °C)
- Records min, max and live readings
- SATURNCIRCLE SIGHT laser pointer
- Adjustable emissivity from 0.3–1.0
- Response time 500 mSec
- Alarm On/Off and High/Low
- 35-hour continuous run-time
- High-contrast, large color LCD display with backlight
- Kit includes tool, (1) battery and a charger



CTPP861K2

CTPP861 Series Polish/Prep Tools

Specifications	CTPP861K2
Battery Type	Lithium 2.5 Ah
Battery Voltage	14.4
Charge Time, minutes	70
Spindle Thread, inches	5/16"-24 UNF
Free Speed, RPM, Low (High)	0–3,500 (0–15,000)
Height, inches (mm)	7-4/5 (198)
Length, inches (mm)	5.75 (146)
Warranty (battery)	1 Year
Warranty (tool and charger)	1 Year
Battery (qty)	CTB8174 (2)
Battery Charger	CTC772A
Tool Only	CTPP861DB

CE - DE, ES, FR, IT, GB, NL, JP

CTPP861K2 14.4 V MicroLithium Brushless Cordless Polish/Prep Tool Kit

- Two-speed gearbox: 3,500/15,000 RPM
- Digital variable-speed trigger for precise tool control
- Push-button spindle lock for ease of use with accessories
- 5/16"-24 UNF threads
- Cushion grip handle provides positive tool control
- Built-in gauge indicates battery charge state
- 2.5 Ah battery for extra long runtime between charges
- Kit includes tool, (2) batteries and a charger
- Includes various sanding accessories

CORDLESS: LIGHTS

Cordless Lights

CTLAR761 14.4 V MicroLithium 500 Lumen Cordless Angular Light (Tool Only)

- Variable brightness switch (0–100%) offers the ability to select the right amount of light for every situation
- Intelligent lighting control provides visual warning when light has less than 5% power remaining
- Built-in hook, (2) magnets and tether point provide maximum flexibility when attaching light to work site
- 4-hour run time at 100% brightness; 8 hours at 40%
- IP65 rated for water and dust resistance, allowing for exposure in even the toughest environments
- Battery gauge displays power remaining
- Ergonomic grip and pivoting light bar provide comfort and light where needed most
- Works with CTB8174 battery
- Battery and charger not included



CTLAR761



• Read Safety Precautions on pages W1–W4

CORDLESS: LIGHTS



CTLZ761

Flashlights

CTLZ761 14.4 V MicroLithium 200 Lumen Work Light with Laser (Tool Only)

- 200 lm output
- Low battery indicator (10 minutes)
- 4-hour run time
- Laser pointer
- Resists automotive fluids
- Impact-modified nylon housing
- Tempered-glass lens
- Works with CTB6172, CTB7172, CTB8172, CTB8172BK and CTB8174 batteries
- Battery and charger not included



CTLED861

CTLED861 14.4 V MicroLithium 500 Lumen Cordless Work Light (Tool Only)

- 500 lm output
- 120° rotating head
- 13-hour run time, with 10-minute low battery indicator
- Tempered-glass lens
- Easily adjusts from spot to flood
- Aluminum head
- Resists automotive fluids
- Impact-modified glass-filled nylon housing
- High-quality LED bulb
- Works with CTB6172, CTB7172, CTB8172, CTB8172BK and CTB8174 batteries
- Battery and charger not included




CTLED9050

Flashlights

CTLED9050 18 V MonsterLithium 800 Lumen Cordless Work Light (Tool Only)

- High output light; 800 lm
- Dual reflector system easily changes from flood to beam
- 120° rotating head
- 50,000-hour bulb life
- 11-hour run time
- Tempered glass lens resists cracking and yellowing
- Resists most automotive fluids
- Low battery light indicates when battery needs charging
- High/Low switch allows user to reduce light output 50%
- Battery and charger not included

Colors Available



ADD SUFFIX TO STOCK NUMBER FOR SPECIAL COLORS.



CTLUV761

Ultraviolet Flashlights


CTLUV761 14.4 V MicroLithium UV Cordless Work Light

- Detect leaks with this 14.4 V MicroLithium cordless UV Work Light
- Compatible with standard leak detection dyes
- Inspection range of 8' or more
- More than 10 hours of run-time
- Tempered-glass lens
- Resists automotive fluids
- Low battery indicator (10 minutes)
- Works great with ACTR53625 universal dye
- Includes fluorescence-enhancing glasses



CTLUH861

Colors Available



ADD SUFFIX TO STOCK NUMBER FOR SPECIAL COLORS.

Underhood Lighting

CTLUH861 14.4 V MicroLithium Cordless Underhood Light (Tool Only)

- Ultra-bright 1,000 lm output
- 4-hour run time; ideal for underhood, undercarriage and over-dash applications
- Expandable 81" clamp to position light at work area
- High-impact plastic light tube and housing
- 10-minute low battery indicator
- Includes hook with peg for hanging
- Works with CTB8172, CTB8172BK and CTB8174 batteries
- Battery and charger not included



CTLU861

Colors Available



ADD SUFFIX TO STOCK NUMBER FOR SPECIAL COLORS.

Shop Lights

CTLU861 14.4 V MicroLithium 700 Lumen Cordless Utility Light (Tool Only)

- 700 lm ultra-bright output
- 6-hour run time
- 60 LED bulbs
- 10-minute low battery indicator
- Hanging hook
- Multi-position switch
- Resists most automotive fluids
- Works with Snap-on® lithium batteries
- Ergonomic cushion grip for better control
- High-impact, replaceable light tube resists cracking and discoloration
- Battery and charger not included

CORDLESS: FLOODLIGHTS




CTL8850

Floodlights

CTL8850 18 V MonsterLithium 750 Lumen LED Cordless Floodlight (Tool Only)

- Super-bright four-LED light
- Compact design for versatile use
- Rotates 120° and swivels 180° to direct light to the work area
- Tempered-glass lens
- Dual brightness settings (750 and 375 lm)
- 8-hour minimum run time (high setting)
- Resists automotive fluids
- Battery and charger not included

Colors Available



ADD SUFFIX TO STOCK NUMBER FOR SPECIAL COLORS.



CTFL9050

CTFL9050 18 V MonsterLithium 2,700 Lumen Cordless Floodlight (Tool Only)

- 18 V or 110 V dual power source
- Adjustable head allows for infinite adjustments
- Polycarbonate field-replaceable lens
- Low, medium and high settings
- 9.5 hours run time on low, 5.5 hours on medium and 2.5 hours on high
- 3.0 A USB and 2.1 A USB
- Rear-facing, red-flashing LED for roadside safety
- Large handle for easy transport
- Large front control panel for easy setting changes
- 2,700 lm output
- Sturdy wide base helps prevent tipping during use
- Rubber feet base for positive surface contact
- Battery and charger not included

CORDLESS: POWER TOOLS



CTBTSP861R

Cordless Speakers

CTBTSP861R 14.4 V MicroLithium Cordless Bluetooth® Speaker (Tool Only)

- Portable Bluetooth® connectivity up to 33' away—quality sound when and where needed
- Designed with technicians in mind, durable overmold and metal to help withstand shop environments
- Premium hi-fi sound with dual speakers for a rich quality sound experience
- Pairing feature allows an additional speaker to play simultaneously
- Harmonic distortion of .25% for crisp and clean sound
- IP54 rated resists water, automotive fluids and dust filtration
- Built-in USB output 5 V/1 A for accessory charging
- Works on Snap-on® 14.4 V battery packs
- Compatible with optional Snap-on® CTLMAGBOOT for mounting to metal surfaces
- Functions: Power, Play/Pause/USB Output, Prev/Next, Volume +/-
- Batteries and charger not included



CTBTSR9050

CTBTSR9050 18 V MonsterLithium Cordless Bluetooth® Speaker Radio (Tool Only)

- True Wireless Stereo (TWS)—pairing capable
- AM/FM radio with super tune
- Rugged structural roll cage frame design
- Powered with Snap-on® 18 V battery (not included), or 110 V AC power cord
- Two 2.1 A USB ports
- Auxiliary jack for non-Bluetooth® devices
- Integrated headphone jack
- Easy Bluetooth® pairing from up to 100' away
- Large, convenient carry handle with textured soft grip
- Easy-to-operate controls
- Incoming call feature pauses audio when call is accepted
- Power saving mode automatically puts unit in standby after five minutes of inactivity saving battery charge
- Rubber antenna prevents antenna breakage
- Batteries and charger not included



CTBTS9050

CTBTS9050 18 V MonsterLithium Cordless Bluetooth® Speaker (Tool Only)

- Powered with Snap-on® 18 V batteries or 110 V AC power cord
- Approximately 18-hour run time on fully charged 18 V battery under typical-use conditions
- Two (2) 2.1 A USB ports
- Auxiliary jack for non-Bluetooth® devices
- Integrated headphone jack
- Rugged structural roll cage-designed frame
- Easy Bluetooth® pairing up to 100'
- Large convenient carry handle with textured soft grip
- Easy-to-operate controls
- Incoming call feature pauses audio when call is accepted
- Power-saving mode automatically puts unit in standby after five minutes of inactivity, saving battery charge
- Battery and charger not included



• Read and follow safety messages in the instructions.
• Read Safety Precautions on pages W1–W4

CORDLESS: POWER TOOLS



CTFAN9050

Cordless Fans

CTFAN9050 18 V MonsterLithium Cordless Heavy-Duty Fan (Tool Only)

- 1,500 RPM air speed on low setting, 2,500 RPM on medium and 3,000 RPM on high
- Rugged, overmolded frame
- Dual power source features 18 V battery and 110 V AC charging port
- 18 V DC three-speed BLDC motor
- 13-hour battery run time on low setting, six hours on medium and four hours on high
- Indexable fan housing with (3) 6-1/2" blades
- Propeller-style blades allow for maximum airflow
- Two integrated 2.1A USB ports
- Oversized handle for easy carrying
- Large easy-to-read control panel
- Fan uses a standard extension cord; no special cords are required (cord not included)
- Batteries and charger not included



CTAB9050

Blowers

CTAB9050 18 V MonsterLithium Cordless Blower (Tool Only)

- Brushless motor means superior durability, longer tool life and maximum run time
- Get the job done with a maximum air speed of 100 MPH
- Maximum air volume of 450 CFM and 14,800 RPM for quick turnaround time
- 15' clearance range
- High/Low switch for proper air speed
- Balanced, lightweight design
- Run-time is approximately: High, 10 minutes; Low, 20 minutes
- Operates on 4.0 or 5.0 Ah batteries
- Built-in hook for easy hanging
- Batteries and charger not included



CTINF9050

Cordless Inflators

CTINF9050 18 V MonsterLithium Cordless Inflator (Tool Only)

- Features heavy-duty 30 mm high-volume piston compressor motor
- 35 L/min maximum flow
- Inflates standard auto tire (195/65R15) 0-40 PSI in less than four minutes
- Thermal shutoff protection circuit
- Auto shutoff and pressure reset
- Backlit LCD display
- 44" field-replaceable hose
- Dual rear-mounted 200 lm LED lights
- Rugged overmolded frame
- Target PSI preset feature
- Two integrated 2.1 Ah USB ports
- Assorted nozzle inflators included
- 120 PSI maximum working pressure
- Batteries and charger not included



CTVAC9050A

Cordless Vacuums

CTVAC9050A 18 V MonsterLithium Cordless Vacuum (Tool Only)

- 2.5-gal wet or dry tank eliminates the need for two specialized vacuums
- Powerful 18 V motor delivers 59 CFM of volume to handle a wide range of material
- Industry-leading suction is ideal for broken glass, rocks, coins, sand and much more
- Oversize power switch is easier to use, even with gloves
- Extra long 6' hose can double in length so it can reach further into applications
- 19" extension wand helps keep you upright
- 9" crevice tool reaches the tightest spots
- 3-1 utility nozzle is 4-1/2" wide and includes a dust brush and silicone upholstery brush for pet hair
- Onboard storage for all accessories keeps productivity up
- Shielded battery port keeps debris and moisture away from the battery
- 15 minutes of run time on a 5 Ah battery charge to get the work done
- Oversized soft grip folding handle for comfort
- Batteries and charger not included



CTVAC9050-22



CTVAC9050-25



CTVAC9050-23



CTVAC9050-24



CTVAC9050-26



CTVAC9050-27

Memory Savers/Power Inverters

CTI8850 18 V Power Inverter

- 175 W cordless inverter
- 120 V AC power
- 5 V 1 A USB output
- Overload, short circuit and battery voltage protector
- Flexible rotating head
- Protective external fuse and cooling fan
- Provides 110 V AC power anywhere

CTMS8850 18 V Cordless Memory Saver

- Provides temporary power to a vehicle to keep all presets (radio, seats, etc.) intact while the vehicle is being serviced
- Features a flexible swiveling head and protective external fuse for maximum flexibility and hassle-free use
- 4-hour run time at 12 V, 1 A; 1-hour run time at 12 V, 4 A (max output)
- 5 V, 1 A USB output
- Protective external fuse



CTI8850



CTMS8850

USB Power Units

CTUSB761 14.4 V MicroLithium USB Power Unit

- Connects to battery for 5 V, 1 A output, up to two hours
- LED power indicator
- USB protective sliding cover
- Easy On/Off switch
- Use with CTB8172 and CTB8174 batteries (not included)
- Charges cell phones and other small electronic devices

CTUSB8850 Four-Port USB Device Charger

- Adaptor for 18 V MonsterLithium Ion battery pack
- Four-Port USB charging device
- (4) 5 V Outputs: 2 A, 1 A, .5 A, .5 A
- LED indicator for charge state
- Ratcheting mountable USB head
- Eight-hour run time at 5 V/2 A with CTB8187 battery (not included)
- Handy On/Off switch



CTUSB761



CTUSB8850

EEBC12000USB Battery Pack

- Built-in flashlight
- Charge cell phone, etc. through USB ports
- Numerical battery power level display



EEBC12000USB

CORDLESS: CHARGERS AND BATTERIES



CTB185

CTB1856

CTB8174

CTB8187

Snap-on® Battery Packs

Stock No.	Type	Battery Voltage	Battery Style	Charge Time, minutes	Use with
CTB185	Lithium Ion	18 V 5.0 Ah	Slide-on	90	CT9010, CT9050, CT9080, CT9100, CTRG9050, CTCG8850, CTLED9050, CDR9015, CDR9050, CTRS8850A, CCG8850A, CTGR8845A, CTGR8850A, CTGR8855A, CTGRS8806A, CTGRS8825A, CTBF8818A
CTB1856	Lithium Ion	18 V 5.6 Ah	Slide-on	95	
CTB8174	Lithium Ion	14.4 2.5 Ah	Tower	70	Generic to All 14.4 V MicroLithium Product
CTB8187	Lithium Ion	18 V 5.0 Ah	Slide-on	90	Generic to All 18 V Lithium Product

CE - DE, ES, FR, IT, GB, NL, JP

CTB185 18 V 5 Ah MonsterLithium Battery with Dual Side Latches

- 18 V 5.0 Ah dual side latch battery
- No self discharge, will not lose charge when idle
- Four built in LED's indicate battery charge state
- No memory effect
- Glass filled nylon housing withstands drops
- 90 minute charge time
- Operates with CTC720, CTC123, CTC131 and CTC131A chargers
- Not compatible with 7850 and 8850 18 V family product

CTB1856 18 V 5.6 Ah MonsterLithium Battery

- 18 V 5.6 Ah dual side latch battery
- No self discharge, will not lose charge when idle
- Four built in LED's indicate battery charge state
- No memory effect
- Glass filled nylon housing withstands drops
- 95 minute charge time
- Operates with CTC720, CTC123, CTC131 and CTC131A chargers
- Not compatible with 7850 and 8850 18 V family product

CTB8174 14.4 V MicroLithium Battery

- 14.4 V 2.5 Ah high-capacity lithium battery (36 Wh)
- Weighs just 12 oz; fits 14.4 V and most 7.2 V 661 Series tools
- Fast 70-minute charge time
- No memory effect or self-discharge
- Glass-filled nylon housing for durability
- Operates on CTC772, CTC131, CTC131A and CTC123 chargers

CTB8187 18 V MonsterLithium Slide-On Battery

- 18 V 5.0 Ah high-capacity lithium battery (90 Wh)
- Fast 90-minute charge time
- Four-LED fuel gauge indicates battery and charger condition
- No memory effect or self-discharge
- Glass-filled nylon housing for durability
- Operates on CTC720, CTC123, CTC131 and CTC131A chargers



• Read Safety Precautions on pages W1-W4

CORDLESS: CHARGERS AND BATTERIES

Snap-on® Battery Chargers

Stock No.	Type	Application
CTC131A	14.4 and 18 V Dual Bay Charger	CTB7172, CTB8172, CTB8174, CTB7185, CTB8185, CTB8187, CTB185, CTB1856
CTC772A	7.2 V/14.4 V Lithium Charger	CTB6172, CTB7172, CTB8172 and CTB8174

Batteries not included.
 CE - DE, ES, FR, IT, GB, NL, JP



CTC131A

CTC131A 14.4 and 18 V Dual Bay Charger

- Dual bay: Charges 14.4 V MicroLithium and 18 V Lithium batteries consecutively
- Integrated USB port: Charges phones and small electronic devices
- LED fuel gauge indicator: Indicates the state of the battery charge
- Low profile: Great for tool storage
- Wall mountable: Easy to hang for out-of-the-way use
- Heavy-duty cord with daisy chain plug: Allows other electronics to remain plugged in
- One year warranty
- FCC, CE, BC, Square D marked
- Batteries sold separately



CTC772A

CTC772A 14.4 V MicroLithium Battery Charger

- Charges all 7.2 V and 14.4 V Lithium batteries



CTCCORDA2B



CTCCORDA2C



CTCCORDA2L



CTCCORDC2C



CTCCORDC2L

Snap-on® USB Cords

CTCCORDA2B USB Cord Set A-to-B Connection

CTCCORDA2C USB Cord Set A-to-C Connection

CTCCORDA2L USB Cord Set A-to-Lightning Connection

CTCCORDC2C USB Cord Set C-to-C Connection

CTCCORDC2L USB Cord Set C-to-Lightning Connection

- 6-1/2' length allows the user to move around
- Heavy-duty internal aramid fibers for enhanced durability
- Offers extended strain relief protection from pulling and bending
- Welded metal shield design provides EMI protection
- PPE cable jacket is soft and protects against the elements
- Braided cable made with eco-friendly materials provides high friction resistance
- 2.5 A for fast charging



CTS561 Series Screwdriver Accessories

CTEXTSET 4 pc Quick-Change Extensions Set

- Includes CTEXT6 and CTEXT12 quick change extensions plus a T15 TORX® bit (1/4" shank) and a PHILLIPS® bit (power groove hex shank)
- Ideal companion to the CTS series screwdrivers where extended reach is needed

CTEXT6 6" Quick-Change Extension

CTEXT12 12" Quick-Change Extension

- For rotary power tools
- Ideal companion to the CTS561 and CTS561CL Series screwdrivers where extended reach is needed
- Accepts all worldwide industrial standards for hex shanks
- Hardened extension directly transfers rotary power without a loss of torque
- Hex design eliminates slippage and optimizes power
- Hex lock mechanism is better than magnet styles and holds the accessories unit until released
- Maximum RPM: 2,500
- Torque rate: 167 in-lb

CTS561CHUCK 1/4" Quick-Change Keyless Drill Chuck

- 1/4" hex shank for fast changeover
- Compact size improves access and visibility of the drilling surface
- 1/4" chuck capacity provides convenience for small jobs
- 1/32–1/4" drill capacity
- Used for light duty, small holes in metal and wood

CTS561HOLSTR Holster Bit Set

- Includes PHILLIPS® bits #0, #1, #2; flat tip bits 3/16, 7/32, 1/4"; and TORX® bits T15, T25
- Attaches to a belt to keep the bits close for ready use

Power Bit Sets

CTS561BITSET 23 pc 1/4" Drive Quick-Change Bit Set (Blue-Point®)

- For use with Snap-on® cordless screwdrivers and other power drivers
- Manufactured from industrial-grade tool steel
- Includes (22) bits (all 3" long), plus a 1/4" square drive (2" long)
- Includes PHILLIPS® bits #0, #1, #2; flat tip bits 5/32", 3/16", 7/16", 1/4", 9/32"; TORX® bits T10, T15, T20, T25, T27, T30, T40; hex bits 3/32", 7/64, 1/8", 5/32", 3/16", 7/32" and 1/4" in a storage case



CTS561BITSET



GA236C

Engravers

GA236C Engraver (Blue-Point®)

- Marks all materials
- Includes 3 mm tungsten carbide tip
- Nine-position stroke adjustment to control engraving depth
- Soft-coated housing provides better comfort and handling
- Super-smooth action is ideal for precision engraving

GA236C1 Tungsten Carbide Tip (Blue-Point®)

- 3 mm tungsten carbide tip

GA236-32 Diamond Tip

- Optional heavy-duty tip



ETB1580B

Polishers

ETB1580B 7" Variable-Speed Polisher (Blue-Point®)

- Six-position speed setting allows the user to dial in the desired speed
- Soft-start trigger for increased control
- Push-button spindle lock for quick and easy pad changes
- Polishes and details autos, trucks and boats



- Do not use power tool accessories above their maximum rated RPM.
- Read instructions before using power tools.
- Do not use bits with impact driver.
- Read Safety Precautions on pages W1–W4

AIR: QUICK REFERENCE CHART

Impact Wrenches

Stock No.	Drive Size, inches (mm)	Maximum Torque, ft-lb (N•m)	Free Speed, RPM	Blows Per Minute, BPM	Air Consumption, Free Speed, CFM (SCFM) [l/min]	Vibration Level, m/s ²	Sound Level Pressure, dB(A)	Length, inches (mm)	Weight, lb (kg)
PT1800A	1 (25)	1,800 (2,440)	6,500	800	6.7	12.4	103	15 (381)	16.1 (7.3)
PT1800AL	1 (25)	1,800 (2,440)	6,500	800	6.7	12.4	103	19 (483)	17 (7.7)
PT2500	1 (25)	2,500 (3,390)	4,600	800	6.9	12.4	103	17-1/8 (433)	30.36 (13.76)
PT2500L	1 (25)	2,500 (3,390)	4,600	800	6.9	12.4	103	24-3/8 (615)	30.36 (13.76)
AT1300B	1 (25)	2,000 (2,712)	5,000	—	10.8 (—) [305.82]	12.01	108.9	13.59 (345)	23.2 (10.5)
AT1300BL†	1 (25)	2,000 (2,712)	5,000	—	10.8 (—) [305.82]	10.66	108.9	19.53 (496)	26.9 (12.2)
AT670†	3/4 (19)	1,050 (1,423)	6,700 (F), 6,900 (R)	1,050	5.6 (40) [159]	2.44	99	8.5 (216)	7.5 (3.44)
MG1250†	3/4 (19)	1,250 (1,694)	6,200	1,050	6.4 (46) [181]	10.38	99.8	8 (203)	8.1 (3.6)
MG1250L†	3/4 (19)	1,250 (1,694)	6,200	1,050	6.4 (46) [181]	10.38	99.8	10.5 (267)	8.6 (3.99)
MG1250XL†	3/4 (19)	1,250 (1,694)	6,200	1,050	6.4 (46) [181]	10.38	99.8	14.5 (368)	9.5 (4.1)
MG1250P†	3/4 (19)	1,250 (1,694)	6,200	1,050	6.4 (46) [181]	10.38	99.8	8 (203)	8.1 (3.6)
MG725A	1/2 (13)	810 (1,098)	9,800	1,270	5.2 (37) [147]	5.1	102.5	7.7 (194)	4.8 (2.2)
MG725AL	1/2 (13)	810 (1,098)	9,800	1,270	5.2 (37) [147]	5.1	102.5	9.7 (245)	5.0 (2.3)
MG725AP	1/2 (13)	810 (1,098)	9,800	1,270	5.2 (37) [147]	5.1	102.5	7.7 (194)	4.8 (2.2)
PT850	1/2 (13)	810 (1,098)	9,200	1,270	4.1 (29.2) [—]	8.2	98.1	7.2 (183)	4.2 (1.9)
PT850L	1/2 (13)	810 (1,098)	9,200	1,270	4.1 (29.2) [—]	8.2	98.1	9.7 (24.6)	4.3 (2.0)
PT850P	1/2 (13)	810 (1,098)	9,200	1,270	4.1 (29.2) [—]	8.2	98.1	7.2 (183)	4.2 (1.9)
MG3255†	1/2 (13)	325 (440)	10,700	1,400	4 (28) [113]	4.5	99.1	6.1 (155)	2.8 (1.3)
MG3255L†	1/2 (13)	325 (440)	10,700	1,400	4 (28) [113]	4.5	99.1	7.6 (193)	2.9 (1.3)
MG3255P†	1/2 (13)	325 (440)	10,700	1,400	4 (28) [113]	4.5	99.1	6.1 (155)	2.8 (1.3)
MG3255LP†	1/2 (13)	325 (440)	10,700	1,400	4 (28) [113]	4.5	99.1	7.6 (193)	2.9 (1.3)
PT350	1/2 (13)	500 (678)	8,000	1,440	3.17 (22.6) [90]	10.8	97.5	4.95 (126)	3.2 (1.5)
AT2550	1/2 (13)	300 (406)	10,000	1,500	4.3 (—) [121.76]	—	102	4.29 (109)	2.96 (1.34)
AT5500†	1/2 (13)	550 (745)	7,400	1,200	4.2 (30) [118.9]	4.0	94	7.9 (201)	6.4 (2.9)
AT570†	1/2 (13)	570 (773)	6,900 (F), 7,000 (R)	1,050	5.0 (36) [142] (F), 5.3 (38) [150] (R)	6.08	95	7.24 (184)	4.08 (1.87)
MG325†	3/8 (10)	325 (440)	10,700	1,400	4 (28) [113]	4.5	99.1	6.1 (155)	2.8 (1.3)
PT338	3/8 (10)	500 (678)	8,000	1,440	3.17 (22.6) [90]	10.8	97.5	4.8 (122)	3 (1.36)
AT1038	3/8 (10)	190 (257)	4,150	1,950	3.7 (26.6) [104.7]	8.2	94.4	13.15 (334)	3.47 (1.574)
AT2538	3/8 (10)	275 (373)	9,000	1,500	4.3 (—) [—]	8.6	100	4.29 (109)	2.96 (1.34)
AT370†	3/8 (10)	320 (434)	9,000 (F), 9,500 (R)	1,050	4.4 (326) [125] (F), 4.7 (34) [133] (R)	3.25	92	6.3 (160)	2.62 (1.19)
AT380A†	3/8 (10)	175 (230)	8,700	1,680	3.9 (28) [111]	3.5	94	6.5 (165)	3.0 (1.36)
AT351	3/8 (10)	175 (237)	9,700	1,200	2.5 (18) [71]	3.09	96.6	7.6 (193)	2.5 (1.2)
AT235MCA†	1/4 (6)	25 (34)	13,000	2,900	1.67 (12) [47]	<2.5	95.1	6.2 (157)	1.4 (.64)

† CCE

Air Ratchets

Stock No.	Drive Size, inches (mm)	Maximum Torque, ft-lb (N•m)	Free Speed, RPM	Air Consumption, Free Speed, CFM (SCFM) [l/min]	Vibration Level, m/s ²	Sound Level Pressure, dB(A)	Length, inches (mm)	Weight, lb (kg)
PTR50	1/2 (13)	70 (95)	275	4.5 (32) [127]	5.2	92.9	12.1 (308)	2.9 (1.3)
PTR778	1/2 (13)	70 (95)	275	4.5 (32) [127]	5.2	92.9	14.5 (368)	3.5 (1.6)
AT705B†	1/2 (13)	—	150	3.0 (22) [85]	8.7	89	10.7 (273)	2.5 (1.14)
PTR72	3/8 (10)	70 (95)	275	4.5 (32) [127]	5.2	92.9	12.1 (308)	2.9 (1.3)
PTR768	3/8 (10)	70 (95)	275	4.5 (32) [127]	5.2	92.9	14.5 (368)	3.5 (1.6)
PTR838	3/8 (10)	35 (47)	225	1.7 (11) [48]	2.5	84	12.75 (324)	2.4 (1)
PTR2505†	3/8 (10)	0-35 (0-47)	225	1.7 (11) [48]	2.5	84	7.8 (198)	1.4 (.6)
AT208A	3/8 (10)	30 (40.7)	350	3.5 (—) [99.11]	6.81	89	5.12 (130)	1.05 (0.48)
AT238A	3/8 (10)	40 (54.2)	550	2.38 (17) [67.39]	6.2	—	6.3 (160)	1.39 (0.63)
PTR2500†	1/4 (6)	0-35 (0-47)	225	1.7 (11) [48]	2.5	84	7.8 (198)	1.4 (.6)
PTR817	1/4 (6)	35 (47)	225	1.7 (11) [48]	2.5	84	10.5 (267)	1.75 (0.80)
AT700F	3/8 (10)	45 (61)	165	3.0 (22) [85]	8.7	89	10.1 (257)	2.5 (1.14)
AT200D†	1/4 (6)	25 (34)	230	1.4 (10) [40]	3.3	85	8.7 (222)	1.1 (.50)
AT204A†	1/4 (6)	30 (40.6)	350	3.5 (25) [99]	3.6	94	5.12 (130)	1.05 (.48)

† CCE

Air Hammers

Stock No.	Bore Diameter, inches (mm)	Blows Per Minute, BPM	Piston Stroke, inches (mm)	Shank Opening, inches (mm)	Air Consumption, Average, CFM (SCFM) [l/min]	Vibration Level, m/s ²	Sound Pressure Level, dB(A)	Length, inches (mm)	Weight, lb (kg)
PH3050BR	3/4 (19)	2,500	3 (76)	0.401 (10.1)	2.1 (14) [59]	2.8	91.4	9.0 (228)	5.9 (2.7)
AT2050†	3/4 (19)	3,400	2.75 (70)	0.401 (10.1)	2.5 (18) [71]	8.6	99.0	7.4 (188)	4.6 (2.1)

† C€

Drills

Stock No.	Chuck Size, inches (mm)	Rated Power, HP (kW)	Torque Range, in-lb (N•m)	Free Speed, RPM	Air Consumption, Free Speed, CFM (SCFM) [l/min]	Vibration Level, m/s ²	Sound Pressure Level, dB(A)	Length, inches (mm)	Weight, lb (kg)
PDRR2005 [^]	1/4"-28 (Threaded Bits)	0.45 (.33)	—	4,000	3.8 (27) [100]	2.9	84	10 (254)	1.45 (.65)
PDR3000A	3/8 (10)	0.45 (.33)	0-50 (0-6.0)	2,500	3.5 (25) [99]	3.0	79.7	7 (178)	2.2 (1)
PDR3001†	3/8" (10)	.45 (.33)	0-50 (0-6.0)	2,500	3.8 (27) [100]	3.5	83.6	7 (178)	2.2 (1)
PDR5000A	1/2 (13)	0.45 (.33)	0-300 (0-34)	450	3.8 (27) [108]	0.9	82.6	8.7 (222)	3 (1.3)
PDR5001 [^]	1/2 (13)	.45 (.33)	0-300 (0-34)	450	3.8 (27) [108]	0.9	80	8.7 (222)	3 (1.3)
AT184†	5/16 (8)	0.32 (.65)	—	0-1,000/0-1,800	8.4 (60) [238]	<1.0	84	7.9 (201)	3.1 (1.4)
AT3000†	3/8 (10)	0.45 (.33)	0-40 (0-4.5)	1,675	3.5 (25) [95]	<2.5	82	7.6 (193)	3.2 (1.4)
AT5000†	1/2 (13)	0.45 (.33)	0-120 (0-14)	490	3.8 (27) [108]	<2.5	82	9.0 (228)	3.8 (1.7)
AT811†	3/8 (10)	0.45 (.33)	0-55 (0-6)	1,320	3.4 (24) [95]	<.8	110	8.2 (208)	2.2 (1)
AT801MCA†	1/4 (6)	0.25 (.19)	0-18 (0-2.0)	1,800	1.9 (13.6) [53.8]	<2.5	96.4	7.2 (183)	1.5 (0.68)

[^] C€ - DE, ES, FR, IT, GB, NL, JP

† C€ - DE, ES, FR, IT, GB, NL

Die Grinders

Stock No.	Collet Size, inches	Rated Power, HP (kW)	Free Speed, RPM	Air Consumption, Free Speed, CFM (SCFM) [l/min]	Vibration Level, m/s ²	Sound Level dB(A) Pressure	Length, inches (mm)	Weight, lb (kg)
PTGR100†	1/4	1/3 (.2)	25,000	1.7 (11) [48]	2.6	83.3	6.1 (155)	1 (0.4)
PTGR105	1/4	1/3 (.2)	25,000	1.7 (11) [48]	2.69	82.4	9.8 (250)	1.4 (.63)
PTGR110†	1/4	1/3 (.2)	25,000	1.7 (11) [48]	4.8	85.9	5.75 (146)	1.2 (0.5)
PTGR115	1/4	1/3 (.2)	25,000	1.7 (11) [48]	4.4	84.5	9.5 (241)	2.1 (0.95)
PTGR200	1/4	.5 (.3)	23,000	3.2 (23) [90]	2	85.1	6.9 (175)	1.2 (.5)
PTGR205	1/4	.5 (.3)	23,000	3.2 (23) [90]	3	85.9	10.9 (277)	2.1 (0.95)
PTGR210A	1/4	.5 (.3)	23,000	3.2 (23) [90]	5.2	86	6.4 (162)	1.4 (.63)

† C€

Die Grinders (Blue-Point®)

Stock No.	Collet Size, inches	Rated Power, HP (kW)	Free Speed, RPM	Air Consumption, Free Speed, CFM (SCFM) [l/min]	Vibration Level, m/s ²	Sound Level dB(A) Pressure	Length, inches (mm)	Weight, lb (kg)
AT105†	1/4 (6)	0.45 (.33)	22,000	4 (29) [113]	<2.5	102	6.5 (165)	1.3 (.61)
AT109†	1/4 (6)	0.2 (.15)	20,000	2.1 (15) [59]	2.5	93	5.5 (140)	1.1 (.50)
AT115†	1/4 (6)	0.45 (.33)	22,000	4 (29) [113]	<2.5	95	6.5 (165)	1.3 (.61)
AT116†	1/4 (6)	0.2 (.15)	20,000	3 (15) [59]	3	100	6.5 (165)	1.1 (.50)
AT118†	1/4 (6)	0.2 (.15)	20,000	4.0 (29) [113]	2.5	93	5.5 (140)	1.1 (.50)
AT119†	1/4 (6)	0.2 (.15)	20,000	3 (15) [59]	<6.92	100	6.81 (173)	1.1 (.50)
AT120L†	1/4 (6)	0.22 (.164)	23,000	3 (22) [85]	1.83	77	11.02 (280)	1.45 (.66)
AT120LRA†	1/4 (6)	0.45 (.335)	18,000	3.3 (24) [93.4]	1.83	79	11.25 (285)	1.63 (.74)
AT1070A†	1/8 (3)	—	75,000	1 (7) [28]	2.0	72	5.3 (135)	.55 (0.25)
AT1070RA†	1/8 (3)	—	75,000	1 (7) [28]	2.0	72	5.9 (150)	.46 (0.21)

† C€

Heavy-Duty Die Grinders

Stock No.	Collet Size, inches	Rated Power, HP (kW)	Free Speed, RPM	Air Consumption, Free Speed, CFM (SCFM) [l/min]	Vibration Level, m/s ²	Sound Level dB(A) Pressure	Length, inches (mm)	Weight, lb (kg)
PTGR400	1/4	1.0 (.6)	26,000	4.17 (30) [118]	2.1	84.7	7-1/2 (191)	1.5 (.68)
PTGR405	1/4	1.0 (.6)	23,000	4.17 (30) [118]	3.25	82.2	12.25 (311)	2.6 (1.1)
PTGR410	1/4	1.0 (.6)	25,000	4.17 (30) [118]	.78	86.2	7-1/2 (191)	1.5 (0.68)
PTGR450	1/4	1.0 (.6)	12,000	4.17 (30) [118]	8.9	86.3	9.0 (228)	3.25 (1.47)

† C€



• Read and follow safety messages for each type of Air Tool on the following pages and the safety precautions on pages W1-W4

AIR: QUICK REFERENCE CHART

Orbital and Geared Sanders

Stock No.	Pad/Disc Size, Dia., inches (mm)	Style	Rated Power, HP (kW)	Free Speed, RPM	Spindle Thread, inches	Air Consumption, Free Speed, CFM (SCFM) [l/min]	Vibration Level, m/s ²	Sound Level dB(A) Pressure	Length, inches (mm)	Weight, lb (kg)
PSDF4600†	6 (152)	Dual-Function	0.45	1,200	3/8	3 (22) [85]	4.7	79	11 (279)	3.7 (170)
PSDF4600V	6 (152)	Dual-Function	0.45	1,200	3/8	3 (22) [85]	4.7	79	11 (279)	3.7 (170)
PSG4609†	6 (152)	Geared (NV)	0.42 (.33)	1,000	3/8	3 (21.7) [85]	5.9	80	11 (279)	3.7 (1.70)
PSG4609V	6 (152)	Geared (V)	0.42 (.33)	1,000	3/8	3 (21.7) [85]	5.9	80	11 (279)	3.7 (1.70)
PSG4645†	6 (152)	Geared (NV)	0.42 (.33)	1,000	3/8	3 (21.7) [85]	5.9	80	11 (279)	3.7 (1.70)
PSG4645V	6 (152)	Geared (NV)	0.42 (.33)	1,000	3/8	3 (21.7) [85]	5.9	80	11 (279)	3.7 (1.70)
PSG4809†	8 (203)	Geared (NV)	0.42 (.33)	1,000	3/8	3 (21.7) [85]	5.9	80	11 (279)	4 (1.82)
PSG4845†	8 (203)	Geared (NV)	0.42 (.33)	1,000	3/8	3 (21.7) [85]	5.9	80	11 (279)	4 (1.82)
PSG4845V	8 (203)	Geared (NV)	0.42 (.33)	1,000	3/8	3 (21.7) [85]	5.9	80	11 (279)	4 (1.82)
PSO4512†	5 (127)	Orbital	.25(.19)	12,000	5/16"-24	2 (14) [57]	2.1	74.9	6 (152)	1.8 (.82)
PSO4525†	5 (127)	Orbital	.25 (.19)	12,000	1/4"-20	2 (14) [57]	2.3	75.3	6 (152)	1.8 (.82)
PSO4612†	6 (152)	Orbital	.25(.19)	12,000	1/4"-20	2 (14) [57]	2.1	74.9	6.5 (165)	1.8 (.82)
PSO4612V†	6 (152)	Orbital	.25(.19)	12,000	1/4"-20	2 (14) [57]	2.1	74.9	6.5 (165)	1.8 (.82)
PSO4625†	6 (152)	Orbital	.25 (.19)	12,000	1/4"-20	2 (14) [57]	2.3	75.3	6.5 (165)	1.8 (.82)
PSO4625V	6 (152)	Orbital	.25 (.19)	12,000	1/4"-20	2 (14) [57]	2.3	75.3	6.5 (165)	1.8 (.82)
PSOF4312†	3 (76)	Orbital	.25(.19)	12,000	5/16"-24	2 (14) [57]	2.1	74.9	6 (152)	1.7 (.77)
PSOF4612	6 (152)	Orbital	.25(.19)	12,000	1/4"-20	2 (14) [57]	2.1	74.9	6.5 (165)	1.8 (.82)
AT401MCA	3 (76)	Micro Surface Prep	0.25 (.19)	15,000	1/4"-20	2.1 (15) [59]	<2.5	84	4.7 (119)	0.97 (0.44)
AT402MCA	3 (76)	Micro Sander	0.25 (.19)	15,000	5/16"-24 UNF	2.1 (15) [59]	<2.5	84	5.2 (133)	1.1 (0.50)
AT403MCA	3 (76)	Micro Polisher	0.25 (.19)	6,000	5/16"-24 UNF	2.2 (16) [62]	<2.5	86	5.6 (143)	1.3 (0.60)
AT406C	6 (152)	Orbital	.25 (.19)	12,000	5/16"-24	2.5 (18) [71]	2.8	85	8.6 (219)	1.5 (0.7)
AT408	8 (203)	Geared (NV)	0.5 (.37)	850	5/16"-24	5 (36) [142]	3.7	87	11 (279)	4.8 (2.18)
AT411A	6 (152)	Dual Action	0.5 (.37)	10,000	5/16"-18 UNC	5 (36) [142]	3.7	79	8 (203)	4.7 (2.14)
AT425R	5 (127)	Reversible Hi-Speed	0.45 (.33)	13,000	7/16"-20 UNC	4.3 (31) [122]	<0.8	93	5.3 (135)	2.8 (1.28)

† CCE

Cut-Off Tools

Stock No.	Wheel Size, inches (mm)	Rated Power, HP (kW)	Free Speed, RPM	Air Consumption, Free Speed, CFM (SCFM) [l/min]	Vibration Level, m/s ²	Sound Level dB(A) Pressure	Length, inches (mm)	Weight, lb (kg)
PTC250†	3 (76)	0.5 (.37)	23,000	3.2 (23) [90]	6	86.1	7.2 (183)	1.6 (.73)
PTC430†	3 (76)	1.0 (.75)	25,000	4.17 (23) [90]	6.92	87	7-1/2 (191)	1.9 (.86)
PTC490†	4 (102)	1.0 (0.75)	12,000	4.17 (23) [90]	3.41	87.8	9.3 (236)	3 (1.3)
AT154RA*	4 (102)	0.7 (0.5)	13,000	3.1 (22) [87]	3.07	85	14.3 (365)	3.3 (1.5)
AT157R	3 (76)	0.45 (.33)	20,000	3.5 (25) [99]	<3.8	100	7.3 (185)	1.9 (.86)
AT153†	3 (76)	0.5 (0.37)	17,000	3.5 (24) [99.1]	<2.86	85	7.3 (185)	3.3 (1.5)

† CCE

Reciprocating Saws

Stock No.	Free Speed, SPM	Air Consumption, Free Speed, CFM (SCFM) [l/min]	Vibration Level, m/s ²	Sound Pressure Level, dB(A)	Length, inches (mm)	Weight, lb (kg)
PTRS1000	9,000	2.4 (15) [—]	10.0	87.2	8.5 (215)	1.6 (0.73)
AT192A	11,000	1.0 (7) [28]	10.1	94.0	9.3 (235)	1.75 (0.80)
AT194A	8,250	0.7 (5) [20]	<6.6	87.0	6.7 (170)	1 (0.45)

† CCE

AIR: 1" DRIVE IMPACT WRENCHES



PT1800A



PT2500

1" Drive Heavy-Duty Impact Wrenches

Specifications	PT1800A	PT1800AL	PT2500	PT2500L
Drive Size, inches (mm)	1 (25)	1 (25)	1 (25)	1 (25)
Maximum Torque, ft-lb (N•m)	1,800 (2,440)	1,800 (2,440)	2,500 (3,390)	2,500 (3,390)
Working Torque, ft-lb	500–1,200	500–1,200	500–2,100	500–2,100
Free Speed, RPM	6,500	6,500	4,600	4,600
Blows Per Minute	800	800	800	800
Extended Anvil Length, inches (mm)	—	6 (152)	—	8 (203)
Anvil Type	Friction Ring w/ Thru Hole	Friction Ring w/ Thru Hole	Friction Ring w/ Thru Hole	Friction Ring w/ Thru Hole
Air Consumption, CFM	6.7	6.7	6.9	6.9
Air Inlet Thread Size, inches (NPT)	1/2 (14)	1/2 (14)	1/2 (14)	1/2 (14)
Recommended Hose Size, inches (mm)	1/2 (13)	1/2 (13)	1/2 (13)	1/2 (13)
Vibration Level, m/s ²	12.4	12.4	12.4	12.4
Sound Level Pressure, dB(A)	103	103	103	103
Length, inches (mm)	15 (381)	19 (483)	17-1/8 (433)	24-3/8 (615)
Weight, lb (kg)	16.1 (7.3)	17 (7.7)	30.36 (13.76)	30.36 (13.76)

Impact wrench suffix: L = Long anvil. Standard anvil for applications where frequent socket change is required. Long anvil for tight applications that require extra reach

CE - DE, ES, FR, IT, GB, NL, JP

PT1800A 1" Heavy-Duty Impact Wrench

- Lightweight design (16 lb)
- Powerful 1,800 ft-lb of torque output
- Three-speed forward and full-power reverse
- Padded ergonomic side handle for comfortable use
- Rubber nose bumper for tool durability and work piece protection
- Side-directed (reversible) exhaust for cleaner work
- Hard-hitting and durable twin hammer impact mechanism

PT1800AL 1" Heavy-Duty Long Anvil Impact Wrench

PT2500 1" Heavy-Duty Impact Wrench

- Twin hammer for durability
- Powerful 2,500 ft-lb of torque output
- 3-speed forward and full power reverse
- Padded ergonomic side handle for comfortable use
- Aluminum housing

PT2500L 1" Heavy-Duty 8" Long Anvil Impact Wrench

AIR: 1" DRIVE IMPACT WRENCHES (Blue Point®)

1" Drive Heavy-Duty (Blue-Point®)

EU/CE—DE, ES, FR, IT, NL, UK (all models)

Specifications	AT1300B	AT1300BL
Drive Size, inches (mm)	1 (25)	1 (25)
Maximum Torque, ft-lb (N•m)	2,000 (2,712)	2,000 (2,712)
Free Speed, RPM	5,000	5,000
Anvil Type	Friction Ring w/Thru Hole	Friction Ring w/Thru Hole
Air Consumption, Free Speed, CFM (SCFM) [l/min]	10.8 (—) [305.82]	10.8 (—) [305.82]
Air Inlet Thread Size, inches (NPT)	1/2 (14)	1/2 (14)
Recommended Hose Size, inches (mm)	1/2 (13)	1/2 (13)
Vibration Level, m/s ²	12.01	10.66
Sound Level dB(A) Pressure	108.9	108.9
Length, inches (mm)	13.59 (345)	19.53 (496)
Weight, lb (kg)	23.2 (10.5)	26.9 (12.2)

Impact wrench suffix: L = Long anvil. Standard anvil for applications where frequent socket change is required. Long anvil for tight applications that require extra reach

CE - DE, ES, FR, IT, GB, NL

1" Drive Long Anvil Air Impact Wrench (Blue-Point®)

- Durable and powerful pin-less clutch mechanism
- Ergonomic housing design with a steel protector ring
- High-performance motor maximizes output torque
- Side-mounted handle for better operator control
- Optional internal/external trigger set
- Three forward and three reverse speeds
- One year warranty



AT1300B



AT1300BL



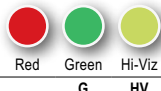
- Use only impact sockets and accessories with impact wrenches.
- Avoid prolonged exposure to vibration.
- Read and follow safety messages for each type of Air Tool on following pages and the safety precautions on pages W1–W4

AIR: 3/4" DRIVE IMPACT WRENCHES



MG1250

Colors Available



ADD SUFFIX TO STOCK NUMBER FOR SPECIAL COLORS.



3" Long Anvil (L)



6" Extra-Long Anvil (XL)



Thru-Hole Anvil (P)

MG1250 3/4" Drive Heavy-Duty Air Impact Wrench

- 1,250 ft-lb of torque output removes tough fasteners
- Six-vane rotor for faster motor start-ups
- Twin-hammer impact mechanism and sealed-in oil bath lubrication provide durability and a longer tool life
- Lightweight one-piece housing cuts tool weight to a mere 8.1 lb for superior control and less user fatigue
- Anvil stops with release of trigger to prevent throwing sockets and fasteners
- One-handed reverse button for easy operation

3/4" Drive Super-Duty

Specifications	MG1250
Drive Size, inches (mm)	3/4 (19)
Maximum Torque, ft-lb (N•m)	1,250 (1,694)
Blows Per Minute, BPM	1,050
Anvil Type	Friction Ring
Air Consumption, Free Speed, CFM (SCFM) [l/min]	6.4 (46) [181]
Air Inlet Thread Size, inches (NPT)	3/8 (18)
Recommended Hose Size, inches (mm)	3/8 (10)
Vibration Level, m/s ²	10.38
Sound Level dB(A) Pressure	99.8
Length, inches (mm)	8 (203)
Weight, lb (kg)	8.1 (3.6)
Vinyl Boot	MG1200BOOT

Impact wrench suffix: L = Long anvil. Standard anvil for applications where frequent socket change is required. Long anvil for tight applications that require extra reach
 CE - DE, ES, FR, IT, GB, NL, JP

MG1250L 3/4" Drive Heavy-Duty Long Anvil Magnesium Air Impact Wrench

MG1250XL 3/4" Drive Heavy-Duty Extra-Long Anvil Magnesium Air Impact Wrench

MG1250P 3/4" Drive Heavy-Duty Pinned Anvil Magnesium Air Impact Wrench

AIR: 3/4" DRIVE IMPACT WRENCHES (Blue Point®)



AT670



6" Long Anvil (L)

AT670 3/4" Drive Impact Wrench (Blue-Point®)

- Lightweight composite housing with an aluminum nose
- Three-position thumb-operated forward/reverse lever
- Exhaust is released through the bottom of the handle, away from the work area
- Twin-hammer mechanism

AT670L 3/4" Drive Long Anvil Impact Wrench

3/4" Drive Heavy-Duty (Blue-Point®)

Specifications	AT670
Drive Size, inches (mm)	3/4 (19)
Maximum Torque, ft-lb (N•m)	1,050 (1,423)
Free Speed, RPM	6,700 (F), 6,900 (R)
Blows Per Minute, BPM	1,050
Anvil Type	Friction Ring
Air Consumption, Free Speed, CFM (SCFM) [l/min]	5.6 (40) [159]
Air Inlet Thread Size, inches (NPT)	3/8 (18)
Recommended Hose Size, inches (mm)	3/8 (10) ID min.
Vibration Level, m/s ²	2.44
Sound Pressure Level, dB(A)	99
Length, inches (mm)	8.5 (216)
Weight, lb (kg)	7.5 (3.44)

1/2" Drive Heavy-Duty Impact Wrench

Specifications	MG725A
Drive Size, inches (mm)	1/2 (13)
Maximum Torque, ft-lb (N•m)	810 (1,098)
Free Speed, RPM	9,800
Blows Per Minute, BPM	1,270
Anvil Type	Friction Ring
Air Consumption, Free Speed, CFM (SCFM) [l/min]	5.2 (37) [147]
Air Inlet Thread Size, inches (NPT)	1/4 (18)
Recommended Hose Size, inches (mm)	3/8 (10)
Vibration Level, m/s ²	5.1
Sound Level dB(A) Pressure	102.5
Length, inches (mm)	7.7 (194)
Weight, lb (kg)	4.8 (2.2)
Vinyl Boot	MG725BOOT

Impact wrench suffix: L = Long anvil. Standard anvil for applications where frequent socket change is required. Long anvil for tight applications that require extra reach
 C € - DE, ES, FR, IT, GB, NL, JP

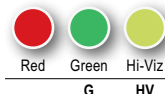
MG725A 1/2" Drive Heavy-Duty Air Impact Wrench

- 1,190 ft-lb (1,613 N•m) bolt breakaway torque and 810 ft-lb (1,098 N•m) working torque
- Faster motor start-up and greater performance with more torque than previous model
- Balanced design for superior control with less user fatigue
- Patented cushion grip handle reduces vibration
- Patented cushion grip tip valve trigger provides comfort and greater tool control
- Anvil stops with release of the trigger to prevent throwing fasteners
- Easy turn regulator for convenient speed control



MG725A

Colors Available




ADD SUFFIX TO STOCK NUMBER FOR SPECIAL COLORS.



Pinned Anvil (P)



Long Pinned Anvil (LP)



Long Anvil (L)

- Weighs 4.8 lb (2.2 kg)
- Twin hammer impact mechanism is durable and hard hitting
- Sealed in oil bath lubrication with Red Line Synthetic Oil always keeps impact mechanism lubricated for less wear
- Two-year warranty
- For the toughest jobs, choose the maximum power of the MG725A

MG725AL 1/2" Drive Heavy-Duty Long Anvil Air Impact Wrench

MG725AP 1/2" Drive Heavy-Duty Pinned Anvil Air Impact Wrench

1/2" Drive Impact Wrenches

Specifications	PT850
Drive Size, inches (mm)	1/2 (13)
Maximum Torque, ft-lb (N•m)	810 (1,098)
Free Speed, RPM	9,200
Blows Per Minute, BPM	1,270
Air Consumption, CFM	4.1 (29.2) [—]
Anvil Type	Friction Ring
Air Inlet Thread Size, inches (NPT)	1/4 (18)
Air Supply Hose Size, inches (mm) ID	3/8 (9.5)
Sound Power Level, dB(A)	109.7
Sound Level Pressure, dB(A)	98.1
Height, inches (mm)	7.5 (191)
Vibration Level, m/s ²	8.2
Length, inches (mm)	7.2 (183)
Weight, lb (kg)	4.2 (1.9)

Impact wrench suffix: L = Long anvil. Standard anvil for applications where frequent socket change is required. Long anvil for tight applications that require extra reach
 C € - DE, ES, FR, IT, NL, JP

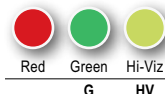
PT850 1/2" Drive Air Impact Wrench

- 1,190 ft-lb (1,613 N•m) bolt breakaway torque and 810 ft-lb (1,098 N•m) working torque
- 1,270 BPM and 9,200 RPM free speed for faster bolt removal
- Forged anvil, frame and hammers for a long tool life
- Cushion grip handle absorbs vibration and insulates the user's hand in cold temperatures



PT850

Colors Available



ADD SUFFIX TO STOCK NUMBER FOR SPECIAL COLORS.

- Balanced ergonomic design and slow anvil start-up for greater tool control
- One-handed forward/reverse lever for user convenience
- Large dial type regulator knob

PT850L 1/2" Drive Air Impact (Long Anvil)

PT850P 1/2" Drive Air Impact (Pinned Anvil)



- Use only impact sockets and accessories with impact wrenches.
- Read Safety Precautions on pages W1-W4

AIR: 1/2" DRIVE IMPACT WRENCHES



MG3255

Colors Available




Red Green Hi-Viz
G HV
ADD SUFFIX TO STOCK NUMBER FOR SPECIAL COLORS.



Pinned Anvil (P)



Long Pinned Anvil (LP)



Long Anvil (L)

MG3255 1/2" Drive Air Impact Wrench

- Compact design for easier access
- Balanced lightweight housing provides superior control with less user fatigue
- 425 ft-lb bolt breakaway torque to remove stubborn fasteners
- 10,700 RPM for faster bolt removal
- One-piece machined magnesium housing for precise internal component alignment to reduce vibration
- Anvil stop feature means anvil will stop when the trigger is released to avoid throwing fasteners
- Comfort cushion trigger button allows the user to work comfortably with less finger stress
- Patented field-replaceable cushion grip handle absorbs vibration and insulates the user's hand in cold temperatures



PT350

Colors Available



Red Green Hi-Viz
G HV
ADD SUFFIX TO STOCK NUMBER FOR SPECIAL COLORS.

PT350 1/2" Drive Stubby Air Impact Wrench

- 775 ft-lb (1,017 N•m) bolt breakaway torque and 500 ft-lb (678 N•m) working torque
- Compact design for easier access into tight spaces
- Features a jumbo hammer for added durability
- Ergonomic, lightweight glass-filled nylon housing for less user fatigue

1/2" Drive Impact Wrenches

Specifications	MG3255
Drive Size, inches (mm)	1/2 (13)
Maximum Torque, ft-lb (N•m)	325 (440)
Free Speed, RPM	10,700
Blows Per Minute, BPM	1,400
Anvil Type	Friction Ring
Air Consumption, Free Speed, CFM (SCFM) [l/min]	4 (28) [113]
Air Inlet Thread Size, inches (NPT)	1/4 (18)
Recommended Hose Size, inches (mm)	3/8 (10)
Vibration Level, m/s ²	4.5
Sound Pressure Level, dB(A)	99.1
Length, inches (mm)	6.1 (155)
Weight, lb (kg)	2.8 (1.3)
Vinyl Boot	MG325BOOT
Warranty	2 Year

Impact wrench suffix: L = Long anvil. Standard anvil for applications where frequent socket change is required. Long anvil for tight applications that require extra reach
C € - DE, ES, FR, IT, GB, NL

- Continuous oil bath lubrication prolongs tool life by reducing premature component wear
- Eight-vane motor delivers maximum speed and torque
- Twin-hammer impact mechanism delivers hard-hitting blows with fewer moving parts, quickly removing stubborn fasteners
- One-handed forward/reverse lever for user convenience
- Protective boot and muffler kit are included
- Two-year warranty

MG3255L 1/2" Drive Long Anvil Air Impact Wrench

MG3255LP 1/2" Drive Long Pinned Anvil

Air Impact Wrench

MG3255P 1/2" Drive Pinned Anvil Air Impact Wrench

1/2" Drive Impact Wrenches

Specifications	PT350
Drive Size, inches (mm)	1/2 (13)
Maximum Torque, ft-lb (N•m)	500 (678)
Free Speed, RPM	8,000
Blows Per Minute, BPM	1,440
Anvil Type	Friction Ring
Air Consumption, Free Speed, CFM (SCFM) [l/min]	3.17 (22.6) [90]
Air Inlet Thread Size, inches (NPT)	1/4 (18)
Recommended Hose Size, inches (mm)	3/8 (10)
Vibration Level, m/s ²	10.8
Sound Pressure Level, dB(A)	97.5
Length, inches (mm)	4.95 (126)
Weight, lb (kg)	3.2 (1.5)
Vinyl Boot	PT338BOOT
Warranty	2 Year

C € - DE, ES, FR, IT, GB, NL, JP

- Patent-pending variable speed control
- Patent-pending reversing valve prevents corrosion
- Anvil stops with release of the trigger to prevent throwing fasteners
- Continuous oil bath lubrication prolongs tool life by reducing premature component wear
- Includes protective boot and muffler kit

AIR: 1/2" DRIVE IMPACT WRENCHES (Blue-Point®)



AT2550



AT5500



AT570

1/2" Drive Impact Wrench (Blue-Point®)

Specifications	AT2550	AT5500	AT570
Drive Size, inches (mm)	1/2 (13)	1/2 (13)	1/2 (13)
Maximum Torque, ft-lb (N•m)	300 (406)	550 (745)	570 (773)
Free Speed, RPM	10,000	7,400	6,900 (F), 7,000 (R)
Blows Per Minute, BPM	1,500	1,200	1,050
Anvil Type	Friction Ring	Friction Ring	Friction Ring
Air Consumption, Free Speed, CFM (SCFM) [l/min]	4.3 (—) [121.76]	4.2 (30) [118.9]	5.0 (36) [142] (F), 5.3 (38) [150] (R)
Air Inlet Thread Size, inches (NPT)	1/4 (18)	1/4 (18)	1/4 (18)
Recommended Hose Size, inches (mm)	3/8 (10)	3/8 (10)	3/8 (10)
Vibration Level, m/s ²	—	4.0	6.08
Sound Level dB(A) Pressure	102	94	95
Length, inches (mm)	4.29 (109)	7.9 (201)	7.24 (184)
Weight, lb (kg)	2.96 (1.34)	6.4 (2.9)	4.08 (1.87)
Vinyl Boot	—	AT5500BOOT	AT570BOOT

CE - DE, ES, FR, IT, NL

AT2550 1/2" Drive Compact Impact Wrench (Blue-Point®)

- 300 ft-lb of torque
- Jumbo hammer mechanism
- Thumb-operated forward/reverse lever
- Three forward speeds and one reverse speed
- Exhaust is released through the bottom of the handle, away from the work area
- One year limited warranty

AT5500 1/2" Drive Impact Wrench (Blue-Point®)

- 550 ft-lb of torque, 7,400 RPM, 1,200 BPM
- Built-in five-position adjustable air regulator plus a variable-speed trigger for maximum user control
- Twin-hammer impact mechanism is designed to hit hard yet offer tool longevity
- Ball-bearing-mounted motor creates a smooth running operation for longer tool life
- 1 pc aluminum housing provides a durable tool
- Tapered nose increases accessibility to confined areas
- Inlet filter screens out dirt and grit; easy-to-remove filter for cleaning
- One year limited warranty

AT570 1/2" Drive Air Impact Wrench (Blue-Point®)

- Used on automotive and truck fasteners
- Shot-peen anvils for improved durability
- Reverse-bias motor provides additional torque
- Three-position regulator to control power
- One-handed forward/reverse lever for user convenience
- Composite housing with an aluminum nose combine to deliver a durable, lightweight and balanced unit
- Twin-hammer impact mechanism delivers hard-hitting blows to quickly remove stubborn fasteners

1/4" Drive (Blue-Point®)

Specifications	AT235MCA
Drive Size, inches (mm)	1/4 (6)
Maximum Torque, ft-lb (N•m)	25 (34)
Air Consumption, Free Speed, CFM (SCFM) [l/min]	1.67 (12) [47]
Air Inlet Thread Size, inches (NPT)	1/4 (18)
Blows Per Minute, BPM	2,900
Free Speed, RPM	13,000
Recommended Hose Size, inches (mm)	3/8 (10) ID min.
Sound Pressure Level, dB(A)	95.1
Vibration Level, m/s ²	<2.5
Length, inches (mm)	6.2 (157)
Weight, lb (kg)	1.4 (.64)

AT235MCA 1/4" Drive Micro Impact Wrench (Blue-Point®)

- 25 ft-lb of torque
- Balanced, lightweight, reduces fatigue
- Durable composite housing
- Oversized trigger with variable-speed
- Convenient one-handed forward/reverse lever
- Exhaust is released through the bottom of the handle, away from the work area



AT235MCA



- Use only impact sockets and accessories with impact wrenches.
- Read Safety Precautions on pages W1-W4

AIR: 3/8" DRIVE IMPACT WRENCHES



MG325

3/8" Drive Super-Duty Impact Wrench


Specifications	MG325
Drive Size, inches (mm)	3/8 (10)
Maximum Torque, ft-lb (N•m)	325 (440)
Free Speed, RPM	10,700
Blows Per Minute, BPM	1,400
Anvil Type	Friction Ring
Air Consumption, Free Speed, CFM (SCFM) [l/min]	4 (28) [113]
Air Inlet Thread Size, inches (NPT)	1/4 (18)
Recommended Hose Size, inches (mm)	3/8 (10)
Vibration Level, m/s ²	4.5
Sound Pressure Level, dB(A)	99.1
Length, inches (mm)	6.1 (155)
Weight, lb (kg)	2.8 (1.3)
Vinyl Boot	MG325BOOT

Impact wrench suffix: L = Long anvil. Standard anvil for applications where frequent socket change is required. Long anvil for tight applications that require extra reach
 (€ - DE, ES, FR, IT, GB, NL

MG325 3/8" Drive Air Impact Wrench

- Compact size and slim-style nose is great for working in tight spaces
- Balanced lightweight housing provides superior control with less user fatigue
- 425 ft-lb (576 N•m) bolt breakaway torque and 325 ft-lb (440 N•m) working torque
- 10,700 RPM for faster bolt removal
- One-piece machined magnesium housing for precise internal component alignment to reduce vibration
- Anvil stop feature means anvil will stop when the trigger is released to avoid throwing fasteners
- Comfort cushion trigger button allows the user to work comfortably with less finger stress
- Patented field-replaceable cushion grip handle absorbs vibration and insulates the user's hand in cold temperatures
- Continuous oil bath lubrication prolongs tool life by reducing premature component wear
- Eight-vane motor delivers maximum speed and torque
- Twin-hammer impact mechanism delivers hard-hitting blows with fewer moving parts, quickly removing stubborn fasteners
- One-handed forward/reverse lever for user convenience
- Protective boot and muffler kit are included
- Two-year warranty

Colors Available



ADD SUFFIX TO STOCK NUMBER FOR SPECIAL COLORS.



PT338

3/8" Drive Super-Duty Impact Wrench


Specifications	PT338
Drive Size, inches (mm)	3/8 (10)
Maximum Torque, ft-lb (N•m)	500 (678)
Free Speed, RPM	8,000
Blows Per Minute, BPM	1,440
Anvil Type	Friction Ring
Air Consumption, Free Speed, CFM (SCFM) [l/min]	3.17 (22.6) [90]
Air Inlet Thread Size, inches (NPT)	1/4 (18)
Recommended Hose Size, inches (mm)	3/8 (10)
Vibration Level, m/s ²	10.8
Sound Pressure Level, dB(A)	97.5
Length, inches (mm)	4.8 (122)
Weight, lb (kg)	3 (1.36)
Vinyl Boot	PT338BOOT

Impact wrench suffix: L = Long anvil. Standard anvil for applications where frequent socket change is required. Long anvil for tight applications that require extra reach
 (€ - DE, ES, FR, IT, GB, NL

PT338 3/8" Drive Stubby Air Impact Wrench

- 500 ft-lb (678 N•m) of working torque
- 770 ft-lb (950 N•m) bolt breakaway torque
- Compact design for greater access in tight spaces
- Ergonomic, lightweight glass-filled nylon housing for less user fatigue
- Features a jumbo hammer for added durability
- Patent-pending variable speed control
- Patent-pending reversing valve prevents corrosion
- Anvil stops with release of the trigger to prevent throwing fasteners
- Continuous oil bath lubrication prolongs life of the tool by reducing premature component wear
- Includes protective boot

Colors Available



ADD SUFFIX TO STOCK NUMBER FOR SPECIAL COLORS.

AIR: 3/8" DRIVE IMPACT WRENCHES (Blue-Point®)



AT1038



AT2538



AT370



AT380A



AT351

3/8" Drive Heavy-Duty (Blue-Point®)

Specifications	AT1038	AT2538	AT370	AT380A	AT351
Drive Size, inches (mm)	3/8 (10)	3/8 (10)	3/8 (10)	3/8 (10)	3/8 (10)
Maximum Torque, ft-lb (N•m)	190 (257)	275 (373)	320 (434)	175 (230)	175 (237)
Free Speed, RPM	4,150	9,000	9,000 (F), 9,500 (R)	8,700	9,700
Blows Per Minute, BPM	1,950	1,500	1,050	1,680	1,200
Air Consumption, Free Speed, CFM (SCFM) [l/min]	3.7 (26.6) [104.7]	4.3 (—) [—]	4.4 (326) [125] (F), 4.7 (34) [133] (R)	3.9 (28) [111]	2.5 (18) [71]
Air Inlet Thread Size, inches (NPT)	1/4 (18)	1/4 (18)	1/4 (18)	1/4 (18)	1/4 (18)
Recommended Hose Size, inches (mm)	—	—	3/8 (10)	3/8 (10)	3/8 (10) ID min.
Vibration Level, m/s ²	8.2	8.6	3.25	3.5	3.09
Sound Level dB(A) Pressure	94.4	100	92	94	96.6
Length, inches (mm)	13.15 (334)	4.29 (109)	6-3/10 (160)	6.5 (165)	7.6 (193)
Weight, lb (kg)	3.47 (1.574)	2.96 (1.34)	2.62 (1.19)	3.0 (1.36)	2.5 (1.2)
Vinyl Boot	—	—	AT370BOOT	AT380ABOOT	—

CE - DE, ES, FR, IT, GB, NL

AT1038 3/8" Drive Right Angle Impact Wrench (Blue-Point®)

- Low-profile right-angle head for access to tight spaces
- Hard-hitting jumbo hammer mechanism
- Multiple speed settings—two forward and one reverse
- Forward/reverse lockout mechanism
- Variable-speed trigger
- Gear oil lubrication for reduced component wear and longer tool life
- One year limited warranty

AT2538 3/8" Drive Compact Air Impact Wrench (Blue-Point®)

- 275 ft-lb of torque
- Jumbo hammer mechanism
- Thumb-operated forward/reverse lever
- Three forward speeds and one reverse
- Exhaust is released through the bottom of the handle, away from the work area
- One year warranty

AT370 3/8" Drive Impact Wrench (Blue-Point®)

- Used on automotive and truck fasteners
- Shot-peen anvils for improved durability
- Reverse-bias motor provides additional breakaway torque
- Three-position regulator to control power
- One-handed forward/reverse lever for convenient use
- Composite housing with an aluminum nose combine to deliver a durable, lightweight and balanced unit
- Twin-hammer impact mechanism delivers hard-hitting blows to quickly remove stubborn fasteners

AT380A 3/8" Drive Impact Wrench (Blue-Point®)

- Built-in, five-position adjustable air regulator plus a variable-speed trigger for maximum user control
- Aluminum housing provides a lightweight yet durable tool
- Tapered nose increases accessibility to confined areas
- Ball-bearing-mounted motor creates a smooth-running operation for less user fatigue
- Brass inlet filter screens out dirt and grit; easy-to-remove filter for cleaning
- Twin-hammer impact mechanism is designed to hit hard yet offer tool longevity
- One year limited warranty

AT351 3/8" Drive Impact Wrench (Blue-Point®)

- Built-in air inlet swivel
- Eight-position power regulator
- Rotary action air motor is ball bearing mounted for balance, speed and power
- Ideal tool for small engine repair and bench work



- Use only impact sockets and accessories with impact wrenches.
- Avoid prolonged exposure to vibration.
- Read Safety Precautions on pages W1-W4

AIR: 1/2", 3/8" DRIVE RATCHETS



PTR50



PTR768



PTR72



PTR778

Air Ratchets

Specifications	PTR50	PTR72*	PTR768	PTR778
Drive Size, inches (mm)	1/2 (13)	3/8 (10)	3/8 (10)	1/2 (13)
Maximum Torque, ft-lb (N•m)	70 (95)	70 (95)	70 (95)	70 (95)
Air Consumption, Free Speed, CFM (SCFM) [l/min]	4.5 (32) [127]	4.5 (32) [127]	4.5 (32) [127]	4.5 (32) [127]
Recommended Hose Size, inches (mm)	3/8 (10)	3/8 (10)	3/8 (10)	3/8 (10)
Vibration Level, m/s ²	5.2	5.2	5.2	5.2
Sound Level dB(A) Pressure	92.9	92.9	92.9	92.9
Length, inches (mm)	12.1 (308)	12.1 (308)	14.5 (368)	14.5 (368)
Vinyl Boot	YA889 (included)	YA889 (included)	YA889 (included)	YA889 (included)
Warranty	2 Year	2 Year	2 Year	2 Year

CE - DE, ES, FR, IT, GB, NL, JP

PTR50 1/2" Drive Super-Duty Air Ratchet

- 70 ft-lb of torque output to remove stubborn fasteners
- Easily withstands 158 ft-lb of manual torque
- 275 RPM free speed for fast removal and installation of fasteners
- “Stop lock” pins prevent ratchet pawl lockup
- Steel wear bushings reduce ratchet head wear
- Dual-pawls for added strength
- Tip valve-style trigger is easy to feather for greater control
- Large selector knob for easy direction change
- Adjustable composite exhaust directs the airflow away from work
- Cushion grip for added comfort and control

PTR72 3/8" Drive Super-Duty Air Ratchet

- 70 ft-lb of torque output removes stubborn fasteners
- Easily withstands 158 ft-lb of manual torque
- 275 RPM free speed for quick fastener removal and installation
- “Stop lock” pins prevent ratchet pawl lockup
- Steel wear bushings reduce ratchet head wear
- Dual-pawls for added strength
- Tip valve-style trigger is easy to feather for greater control
- Large selector knob for easy direction change
- Adjustable composite exhaust directs the airflow away from work
- Cushion grip for added comfort and control

PTR768 3/8" Drive Long-Neck Air Ratchet

- 70 ft-lb of torque handles the big jobs
- 158 ft-lb of manual torque to loosen rusty fasteners
- 275 RPM reduces fastener removal time
- 14-1/2" long for access
- Cushion grip handle for positive tool control
- Dual pawls for added strength
- Stop lock pins prevent ratchet lock up
- Steel wear bushing reduces ratchet head wear
- Tip valve trigger for featherability

PTR778 1/2" Drive Long-Neck Air Ratchet

- 70 ft-lb of torque handles the big jobs
- 158 ft-lb of manual torque to loosen rusty fasteners
- 275 RPM reduces fastener removal time
- 14-1/2" long for access
- Cushion grip handle for positive tool control
- Dual pawls for added strength
- Stop lock pins prevent ratchet lock up
- Steel wear bushing reduces ratchet head wear
- Tip valve trigger for featherability

Colors Available



Red Green Hi-Viz

* G HV
ADD SUFFIX TO STOCK NUMBER FOR SPECIAL COLORS.



PTR2500



PTR838



PTR2505



PTR817

Air Ratchets

Specifications	PTR2500	PTR2505	PTR838	PTR817
Drive Size, inches (mm)	1/4 (6)	3/8 (10)	3/8 (10)	1/4 (6)
Maximum Torque, ft-lb (N•m)	0–35 (0–47)	0–35 (0–47)	35 (47)	35 (47)
Air Pressure Working, PSI (kPa)	90 (620)	90 (620)	90 (620)	90 (620)
Air Consumption, Free Speed, CFM (SCFM) [l/min]	1.7 (11) [48]	1.7 (11) [48]	1.7 (11) [48]	1.7 (11) [48]
Torque Range, ft-lb (N•m)	0–35 (0–47)	0–35 (0–47)	0–35 (0–47)	0–35 (0–47)
Recommended Hose Size, inches (mm)	3/8 (10)	3/8 (10)	3/8 (10)	—
Vibration Level, m/s ²	2.5	2.5	2.5	2.5
Sound Level dB(A) Pressure	84	84	84	84
Length, inches (mm)	7.8 (198)	7.8 (198)	12.75 (324)	10.5 (267)
Vinyl Boot	YA905 (included)	YA905 (included)	YA889 (included)	YA889 (included)
Warranty	1 Year	1 Year	1 Year	1 Year

*CE - DE, ES, FR, IT, GB, NL, JP

PTR2500 1/4" Drive Mini Air Ratchet

- 225 RPM free speed in a compact size for greater access to tight spaces
- Balanced, lightweight housing for superior comfort and control with less user fatigue
- Large forward/reverse knob makes it easy to switch directions, even with greasy hands
- Soft grip handle provides increased comfort and insulation from the cold, while reducing vibration
- Zerk fitting allows the ratchet head to be lubricated for longer tool life
- Variable-speed trigger allows for slow motor start-ups

PTR2505 3/8" Drive Mini Air Ratchet

- Balanced lightweight housing for superior comfort and control with less user fatigue
- Soft grip handle provides increased comfort while reducing vibration and insulating from the cold
- Large forward/reverse knob makes it easy to switch directions even with greasy hands
- Zerk fitting allows ratchet head to be lubricated for longer tool life
- Variable-speed trigger allows for slow motor start ups

PTR838 3/8" Drive Long-Neck Air Ratchet

- Long neck ratchet with extra-long reach for those hard-to-reach fasteners
- Soft grip handle provides increased comfort and insulation from the cold while reducing vibration
- Larger forward/reverse knob makes it easy to switch directions even with greasy hands
- Zerk fitting allows ratchet head to be lubricated for longer tool life
- Variable-speed trigger allows for slow motor start-ups
- Balanced lightweight housing for superior comfort and control with less user fatigue
- Manual torque load of 46 ft-lb

PTR817 1/4" Drive Long-Neck Air Ratchet

- Extra-long reach to access hard-to-reach fasteners
- Soft grip handle provides increased comfort and insulation from the cold, while reducing vibration
- Large forward/reverse knob makes it easy to switch directions, even with greasy hands
- Zerk fitting allows ratchet head to be lubricated for longer tool life
- Variable-speed trigger allows for slow motor start-ups
- Balanced, lightweight housing for superior comfort and control with less user fatigue
- Withstands 46 ft-lb of manual torque

Colors Available



ADD SUFFIX TO STOCK NUMBER FOR SPECIAL COLORS.



- Use only impact sockets and accessories with air ratchets.
- Read Safety Precautions on pages W1–W4

AIR: 1/2" DRIVE RATCHETS (Blue Point®)



AT200D



AT204A



AT208A



AT238A



AT700F



AT705B

Air Ratchets (Blue-Point®)

Specifications	AT200D	AT204A	AT208A	AT238A	AT700F	AT705B
Drive Size, inches (mm)	1/4 (6)	1/4 (6)	3/8 (10)	3/8 (10)	3/8 (10)	1/2 (13)
Torque Range, ft-lb (N•m)	5–25 (6–34)	0–30 (0–40.6)	0–30 (0–40.6)	0–40 (0–54.2)	5–45 (6–61)	5–50 (6–68)
Free Speed, RPM	230	350	350	550	165	150
Air Consumption, Free Speed, CFM (SCFM) [l/min]	1.4 (10) [40]	3.5 (25) [99]	3.5 (—) [99.11]	2.38 (17) [67.39]	3.0 (22) [85]	3.0 (22) [85]
Air Inlet Thread Size, inches (NPT)	1/4 (18)	1/4 (18)	1/4 (18)	1/4 (18)	1/4 (18)	1/4 (18)
Recommended Air Pressure, PSIG (kPa)	90 (620)	90 (620)	90 (620)	90 (620)	90 (620)	90 (620)
Vibration Level, m/s ²	3.3	3.6	6.81	6.2	8.7	8.7
Sound Level dB(A) Pressure	85	94	89	—	89	89
Length, inches (mm)	8.7 (222)	5.12 (130)	5.12 (130)	6.3 (160)	10.1 (257)	10.7 (273)
Weight, lb (kg)	1.1 (.50)	1.05 (.48)	1.05 (0.48)	1.39 (0.63)	2.5 (1.14)	2.5 (1.14)
Vinyl Boot	AT200D22A	AT238-36	AT238-36	AT238-36	AT700E49A	AT700E49A

CE - DE, ES, FR, IT, GB, NL

AT200D 1/4" Drive Air Ratchet (Blue-Point®)

- 20 ft-lb maximum torque
- Lightweight aluminum housing
- Rugged ball bearing-mounted air motor and precision planetary gear system
- Includes vinyl boot

AT204A 1/4" Drive Mini Air Ratchet (Blue-Point®)

- Ideal for working in tight quarters
- Head clearance is less than 3/4"
- Includes variable-speed trigger, adjustable air regulator and 5' nylon braided whip hose for maneuverability and control
- Composite housing provides strength and durability

AT208A 3/8" Mini Air Ratchet Wrench (Blue-Point®)

- Compact size allows for greater access to tight spaces
- Easy to use with a variable-speed throttle
- 30 ft-lb torque
- Lightweight design reduces fatigue
- Comfort grip, head boot and 5' braided PU hose
- One year limited warranty

AT238A 3/8" Drive Mini Impacting Ratchet Wrench (Blue-Point®)

- Reaction-free clutch mechanism prevents kick-back
- 40 ft-lb torque
- Compact size allows for greater access to tight spaces
- Lightweight design reduces fatigue
- 1/4"-18 NPT air inlet thread size
- One year limited warranty

AT700F 3/8" Drive Ratchet (Blue-Point®)

- Delivers 5–45 ft-lb of torque
- Rugged ball bearing mounted air motor and precision planetary gear system
- Easy-to-use variable-speed throttle plus adjustable air regulator
- Lightweight aluminum housing

AT705B 1/2" Drive Ratchet (Blue-Point®)

- 1/2" drive ratchet in a 3/8" drive body
- Ball bearing mounted motor for longer tool life



1/2 and 3/8" Capacity Drills

Specifications	PDR5000A*	PDR5001**	PDR3000A*	PDR3001**	PDRR2005^
Chuck Size, inches (mm)	1/2 (13)	1/2 (13)	3/8 (10)	3/8" (10)	1/4"-28 (Threaded Bits)
Rated Power, HP (kW)	0.45 (.33)	.45 (.33)	0.45 (.33)	.45 (.33)	0.45 (.33)
Torque Range, in-lb (N•m)	0-300 (0-34)	0-300 (0-340)	0-50 (0-6.0)	0-50 (0-6.0)	—
Free Speed, RPM	450	450	2,500	2,500	4,000
Spindle Thread, inches	1/2"-20 UNF	1/2"-20 UNF	3/8"-24 UNF	3/8"-24 UNF	1/4"-28
Air Consumption, Average, CFM (SCFM) [l/min]	3.8 (27) [108]	3.8 (27) [108]	3.5 (25) [99]	3.8 (27) [100]	3.8 (27) [100]
Air Inlet Thread Size, inches (NPT)	1/4 (18)	1/4 (18)	1/4 (18)	1/4 (18)	1/4 (18)
Recommended Hose Size, inches (mm)	3/8 (10)	3/8 (10)	3/8 (10)	3/8" (10)	3/8 (10)
Vibration Level, m/s ²	0.9	0.9	3.0	3.5	2.9
Sound Power Level, dB(A)	108.0	82.6	106.1	95.2	84
Length, inches (mm)	8.7 (222)	8.7 (222)	7 (178)	7 (178)	10 (254)
Auxiliary Handle	PDR5000-40A	PDR5000-40A	—	—	—
Chuck Key	30429	—	30002	—	—
Chuck Type	Keyed	Keyless	Keyed	Keyless	—
Replacement Chuck	PDR5000-2	—	21133B	—	—
Keyless Chuck	PDR5000-2	SP68187	PDR3A-2	PDR3000-2	—

*CE - DE, ES, FR, IT, GB, NL

^CE - DE, ES, FR, IT, GB, NL, JP

PDR5000A 1/2" Capacity Reversible Drill

- Five-vane air motor delivers high-torque power for added durability
- Three-planet industrial strength gear train provides durability for heavy-duty applications
- Precise .0025" chuck run-out for precision drilling
- Includes side handle for added control in high-torque drilling applications

PDR5001 1/2" Capacity Keyless Chuck Reversible Drill

- Top-mounted one-handed forward/reverse for ease of use
- Variable-speed trigger for added control
- Cushion grip handle reduces vibration and insulates from the cold
- Internal ball bearing construction for smooth operation
- Five-vane air motor for faster start-ups and more power
- 450 RPM and 300 in-lb of torque output

PDR3000A 3/8" Capacity Reversible Drill

- Convenient top-mounted forward/reverse switch allows for one-handed operation
- Five-vane air motor provides more drilling power to get the job done faster
- Overmolded cushion handle insulates from cold and vibration to reduce user fatigue
- Reversible variable-speed trigger for more control of drilling speed allows for precise drilling and increased safety
- Internal ball bearing construction for smooth operation and extended tool life
- Three-planet industrial strength gear train provides durability for heavy-duty drilling applications

- Precise .0025 chuck runout which enables precision drilling yielding a high-quality job
- Ergonomically designed lightweight aluminum housing provides a high power-to-weight ratio, allowing more productivity with less fatigue

PDR3001 3/8" Capacity Keyless Chuck Reversible Drill

- 2,500 RPM and 50 in-lb of torque output
- One-handed forward/reverse for ease of use
- Excellent runout for consistent drilling, reaming and honing
- Keyless chuck for rapid bit change
- Slow start-up for easy control
- Handle exhaust directs air downward
- All ball and needle bearing spindle components
- Machined planetary gears balance the load
- Cushion grip handle reduces vibration and insulates from the cold
- Internal ball bearing construction for smooth operation
- Five vane air motor for faster start ups and more power
- Industrial drivetrain and gearing for long tool life

PDRR2005 Mini Right Angle Air Drill

- Compact head for access to tight spaces
- Low spindle runout for precise drilling
- Accepts bits with 1/4"-28 thread
- Spindle shaft supported by double bearings for increased durability
- Spiral bevel gears for durability and smooth operation
- Variable-speed trigger maximizes performance and control

Colors Available



* G HV

ADD SUFFIX TO STOCK NUMBER FOR SPECIAL COLORS.



- Use only impact sockets and accessories with air ratchets.
- Read Safety Precautions on pages W1-W4

AIR: 1/4" CAPACITY DRILLS



PDYT1KE



PDZT2LK

1/4" Capacity Drills

	Stock No.	Description
1/4" Capacity Keyed Chuck Reversible	PDYT1KE	.3 HP 1,800 RPM Pneumatic Drill
	PDYT1KF	.3 HP 2,000 RPM Pneumatic Drill
	PDYT1KG	.3 HP 2,400 RPM Pneumatic Drill
	PDYT1KH	.3 HP 3,000 RPM Pneumatic Drill
1/4" Capacity Keyed Chuck Non-Reversing	PDZT2K7	.5 HP 2,600 RPM Pneumatic Drill
	PDZT2KH	.5 HP 3,000 RPM Pneumatic Drill
	PDZT2KK	.5 HP 3,600 RPM Pneumatic Drill
	PDZT2KL	.5 HP 4,300 RPM Pneumatic Drill
1/4" Capacity Keyless Chuck Non-Reversing	PDZT2KN	.5 HP 23,000 RPM Pneumatic Drill
	PDZT2L7	.5 HP 2,600 RPM Pneumatic Drill
	PDZT2LH	.5 HP 3,000 RPM Pneumatic Drill
	PDZT2LK	.5 HP 3,600 RPM Pneumatic Drill
	PDZT2LL	.5 HP 4,300 RPM Pneumatic Drill
	PDZT2LN	.5 HP 23,000 RPM Pneumatic Drill

Specifications: 1/4" Capacity Pneumatic Drills	
Length, inches (mm)	6.3 (160)
Weight, lb (kg)	1.5 (0.7)
Recommended Hose Size, inches (mm)	3/8 (10)
Spindle Thread	3/8"-24
Warranty	1 Year

CE - DE, ES, FR, IT, GB, NL

1/4" Capacity Pneumatic Drills Feature:

- Inlaid grip provides comfortable, low-profile padding and reduces fatigue while guiding users to hold the tool properly to enhance accuracy
- Ergonomic Support: Located on both sides of the housing, this support provides a resting point for the index finger during operation; aviation drills should be held so that the operator's wrist and index finger are inline with the chuck to enhance precision and control while reducing user fatigue
- Featherable throttle enhances flow to feed the high-torque motor and offers precise control for critical applications
- Dual-chamber motor provides high-torque for stubborn applications
- High Stall Torque: Bit jammed? Pull the trigger and turn clockwise—this feature saves time and frustration
- 3-Planet Gear Carrier: Designed for industrial applications to enhance precision and durability versus conventional two-gear models
- Röhme® Keyed Chuck: 1/4" (6.5 mm) premium quality chuck for critical applications
- Reversible and non-reversible models available

Spotweld Drill

Specifications	AT184
Chuck Size, inches (mm)	5/16 (8)
Rated Power, HP (kW)	0.32 (.65)
Free Speed, RPM	0-1,000/0-1,800
Air Consumption, Free Speed, CFM (SCFM) [l/min]	8.4 (60) [238]
Air Inlet Thread Size, inches (NPT)	1/4 (18)
Recommended Hose Size, inches (mm)	3/8 (10)
Sound Level dB(A) Pressure	84
Length, inches (mm)	7.9 (201)
Weight, lb (kg)	3.1 (1.4)
Spotweld Drill Bit (10 mm) (optional)	AT183-51
Spotweld Drill Bit (6.5 mm) (optional)	AT183-43
Spotweld Drill Bit (8 mm) (included)	AT183-50
Support Arm 5.5 (optional)	AT184-26A



AT184

AT184 Spotweld Drill (Blue-Point®)

- Twist depth control collar allows precise setting of drilling depth up to 1/4"
- Two-speed trigger for low or high-speeds
- Includes (1) 5/16" (8 mm) drill bit and removeable clamp arm

AT3000 3/8" Reversible Drill (Blue-Point®)

- Convenient one-handed forward/reverse operation
- Exhaust is released through the bottom of the handle, away from the work area
- Comfort grip handle
- Keyless chuck saves time when changing bits



AT3000

AT5000 1/2" Reversible Drill (Blue-Point®)

- Chuck key conveniently stores in the handle
- Variable-speed trigger
- Convenient one-handed forward/reverse operation
- Exhaust is released through the bottom of the handle, away from the work area



AT5000

AT801MCA 1/4" Micro Drill (Blue-Point®)

- Small size is ideal for working in confined areas
- Durable composite housing stands up to rugged use
- Reverse lever is conveniently positioned for one-handed operation
- Oversized variable-speed trigger



AT811

AT811 3/8" Angle Drill (Blue-Point®)

- Convenient one-handed push-button forward/reverse operation
- Rear exhaust keeps air away from the work area
- Ball-bearing construction for longer tool life



AT801MCA

1/4, 3/8 and 1/2" Drills (Blue-Point®)

Specifications	AT3000	AT5000	AT811	AT801MCA
Chuck Size, inches (mm)	3/8 (10)	1/2 (13)	3/8 (10)	1/4 (6)
Rated Power, HP (kW)	0.45 (.33)	0.45 (.33)	0.45 (.33)	0.25 (.19)
Torque Range, in-lb (N•m)	0-40 (0-4.5)	0-120 (0-14)	0-55 (0-6)	0-18 (0-2.0)
Free Speed, RPM	1,675	490	1,320	1,800
Spindle Thread, inches	3/8"-24 UNF	1/2"-20 UNF	3/8"-24 UNF	3/8"-24 UNF
Air Consumption, Average, CFM (SCFM) [l/min]	3.5 (25) [95]	3.8 (27) [108]	3.4 (24) [95]	1.9 (13.6) [53.8]
Air Inlet Thread Size, inches (NPT)	1/4 (18)	1/4 (18)	1/4 (18)	1/4 (18)
Recommended Hose Size, inches (mm)	3/8 (10)	3/8 (10)	3/8 (10) ID min.	3/8 (10) ID min.
Vibration Level, m/s ²	<2.5	<2.5	<.8	<2.5
Sound Level dB(A) Pressure	82	82	110	96.4
Length, inches (mm)	7.6 (193)	9.0 (228)	8.2 (208)	7.2 (183)
Weight, lb (kg)	3.2 (1.4)	3.8 (1.7)	2.2 (1)	1.5 (0.68)
Auxiliary Handle	—	PDAH1A	—	—
Vinyl Boot (opt.)	AT3000BOOT	AT5000BOOT	—	—



- Use only impact sockets and accessories with air ratchets.
- Read Safety Precautions on pages W1-W4

AIR: HAMMERS



PH3050BR



AT2050

Colors Available



* Red Green Hi-Viz
G HV
ADD SUFFIX TO STOCK NUMBER FOR SPECIAL COLORS.

PH3050BR Super-Duty Air Hammer

- 2,500 BPM with hardened steel piston, delivering harder blows for maximum impact
- Dual elastomer cushions absorb shock and vibration, reducing user fatigue
- Phenolic (Kevlar® reinforced) flutter disc provides long life
- Direct multiport front exhaust keeps air and debris away from user
- High-grade steel barrel provides greater strength
- Variable-speed soft-touch trigger provides featherability for greater control
- Four-position built-in air regulator varies power for different applications
- Air line screen helps prevent foreign particles from clogging trigger mechanism
- Includes PH200D Quick Change Chuck Retainer

Retainer Chuck

PH200D Universal Quick-Change Chuck Retainer

- Use for fast and easy insertion/removal of air hammer bits
- Non-turning insert design reduces wear for longer tool life
- Constructed from high-grade steel—insert is constructed from durable polyurethane elastomer
- Universal design fits most air hammers
- Knurled collar provides a solid gripping surface, even with greasy hands



PH200D

Super-Duty Air Hammers

Specifications	PH3050BR†*	AT2050†
Bore Diameter, inches (mm)	3/4 (19)	3/4 (19)
Blows Per Minute, BPM	2,500	3,400
Piston Stroke, inches (mm)	3 (76)	2.75 (70)
Shank Opening, inches (mm)	0.401 (10.1)	0.401 (10.1)
Air Consumption, Free Speed, CFM (SCFM) [l/min]	2.1 (14) [59]	2.5 (18) [71]
Air Inlet Thread Size, inches (NPT)	1/4 (18)	1/4 (18)
Recommended Hose Size, inches (mm)	5/16 (8)	5/16 (8)
Vibration Level, m/s ²	2.8	8.6
Sound Level dB(A) Pressure	91.4	99
Length, inches (mm)	9.0 (228)	7.4 (188)
Weight, lb (kg)	5.9 (2.7)	4.6 (2.1)
Vinyl Boot	PH3050RBOOT	AT2050BOOT

†€ - DE, ES, FR, IT, GB, NL

- Intended for heavier-duty applications like cutting large bolts and rivets, separating ball joints, cutting heavy gauge sheet metal and driving bushings

PH3050BRCH4 Super-Duty Air Hammer Set

- Set includes Air hammer (PH3050BR), Quick Change Retainer (PH200D), Flat Chisel (PHG55A), Panel Cutter (PHG57B), Tapered Punch (PHG59A) and Muffler Cutter (PHG87)

AT2050 Heavy-Duty Air Hammer (Blue-Point®)

- Intended for heavy-duty applications, such as cutting large bolts and rivets, separating ball joints, cutting heavy-gauge sheet metal and driving bushings
- 3,400 BPM
- Quick-change chuck makes bit changing easy
- Variable-speed trigger with a built-in speed regulator
- Comfort grip handle for less user fatigue
- Hard-hitting; gets the job done quicker

AIR: DIE GRINDERS



PTGR100

PTGR105

PTGR110

PTGR115

PTGR200

PTGR205

PTGR210A

Mini and Standard Die Grinders, 1/4" Collet

Specifications	PTGR100*†	PTGR105†	PTGR110*†	PTGR115^	PTGR200*†	PTGR205*†	PTGR210A*†
Collet Size, inches	1/4	1/4	1/4	1/4	1/4	1/4	1/4
Rated Power, HP (kW)	1/3 (.2)	1/3 (.2)	1/3 (.2)	1/3 (.2)	.5 (.3)	.5 (.3)	.5 (.3)
Free Speed, RPM	25,000	25,000	25,000	25,000	23,000	23,000	23,000
Air Consumption, Free Speed, CFM (SCFM) [l/min]	1.7 (11) [48]	1.7 (11) [48]	1.7 (11) [48]	1.7 (11) [48]	3.2 (23) [90]	3.2 (23) [90]	3.2 (23) [90]
Air Inlet Thread Size, inches (NPT)	1/4 (18)	1/4 (18)	1/4 (18)	1/4 (18)	1/4 (18)	1/4 (18)	1/4 (18)
Recommended Hose Size, inches (mm)	3/8 (10)	3/8 (10)	3/8 (10)	3/8 (10)	3/8 (10)	3/8 (10)	3/8 (10)
Vibration Level, m/s ²	2.6	2.69	4.8	4.4	2	3	5.2
Sound Level dB(A) Pressure	83.3	82.4	85.9	84.5	85.1	85.9	86
Length, inches (mm)	6.1 (155)	9.8 (250)	5.75 (146)	9.5 (241)	6.9 (175)	10.9 (277)	6.4 (162)
Weight, lb (kg)	1 (0.4)	1.4 (.63)	1.2 (0.5)	2.1 (0.95)	1.2 (.5)	2.1 (0.95)	1.4 (.63)

Colors Available



* Red Green Hi-Viz
G HV
ADD SUFFIX TO STOCK NUMBER FOR SPECIAL COLORS.

†€ - DE, ES, FR, IT, GB, NL, JP

^€ - DE, ES, FR, IT, NL, JP

Heavy-Duty Die Grinders

- With more stall torque than any other Snap-on® Die Grinders, these Die Grinders are ergonomically designed and surprisingly lightweight for superior control, low vibration and less fatigue
- Featuring thermally balanced 1 HP motors that deliver 12,000 RPM–25,000 RPM of free speed power for maximum performance and high stall torque
- Provides the maneuverability to reach even the most restricted areas—and all the power ever needed

Specifications	PTGR400	PTGR405	PTGR410
Collet Size, inches	1/4	1/4	1/4
Rated Power, HP (kW)	1.0 (.6)	1.0 (.6)	1.0 (.6)
Free Speed, RPM	26,000	23,000	25,000
Air Consumption, Free Speed, CFM (SCFM) [l/min]	4.17 (30) [118]	4.17 (30) [118]	4.17 (30) [118]
Air Inlet Thread Size, inches (NPT)	1/4 (18)	1/4 (18)	1/4 (18)
Recommended Hose Size, inches (mm)	3/8 (10)	3/8 (10)	3/8 (10)
Vibration Level, m/s ²	2.1	3.25	.78
Sound Level dB(A) Pressure	84.7	82.2	86.2
Length, inches (mm)	7-1/2 (191)	12.25 (311)	7-1/2 (191)
Weight, lb (kg)	1.5 (.68)	2.6 (1.1)	1.5 (.68)

CE - DE, ES, FR, IT, GB, NL, JP

- PTGR400 1 HP Heavy-Duty Die Grinder**
- PTGR405 1 HP Heavy-Duty Long-Neck Die Grinder**
- PTGR410 1 HP Heavy-Duty Right Angle Die Grinder**

Colors Available



Red Green Hi-Viz
G HV
ADD SUFFIX TO STOCK NUMBER FOR SPECIAL COLORS.



PTGR400



PTGR405



PTGR410

AIR: DIE GRINDERS (Blue Point®)

Pencil, 1/8" Collet (Blue-Point®)

- Twist-action variable-speed control
- 5' (1.5 m) long protected air hose
- Used with 1/8" shank grinding accessories rated a minimum of 75,000 RPM
- Ideal for tight spaces and easy cleaning of dies, rotors and brake pads

Specifications	AT1070A	AT1070RA
Collet Size, inches (mm)	1/8 (3)	1/8 (3)
Free Speed, RPM	75,000	75,000
Air Consumption, Free Speed, CFM (SCFM) [l/min]	1 (7) [28]	1 (7) [28]
Air Inlet Thread Size, inches (NPT)	1/4 (18)	1/4 (18)
Recommended Hose Size, inches (mm)	3/8 (10)	3/8 (10)
Vibration Level, m/s ²	2.0	2.0
Sound Level dB(A) Pressure	72	72
Length, inches (mm)	5.3 (135)	5.9 (150)
Weight, lb (kg)	.55 (0.25)	.46 (0.21)

- AT1070A Pencil Die Grinder (Blue-Point®)**
- AT1070RA Right Angle Pencil Air Die Grinder (Blue-Point®)**



AT1070A



AT1070RA



- Do not use grinder accessories beyond their maximum rated RPM.
- Use air hammer accessories only for their intended purpose.
- Do not use chipped or damaged accessories.
- Read Safety Precautions on pages W1–W4

AIR: DIE GRINDERS (Blue Point®)



AT115



AT118



AT105



AT109



AT119



AT116



AT120L



AT120LRA



AT109DGK

1/4" Collet (Blue-Point®)

Specifications	AT115†	AT118†	AT105†	AT109*†	AT119†	AT116†	AT120L	AT120LRA
Collet Size, inches (mm)	1/4 (6)	1/4 (6)	1/4 (6)	1/4 (6)	1/4 (6)	1/4 (6)	1/4 (6)	1/4 (6)
Rated Power, HP (kW)	0.45 (.33)	0.2 (.15)	0.45 (.33)	0.2 (.15)	0.2 (.15)	0.2 (.15)	0.22 (.164)	0.45 (.335)
Free Speed, RPM	22,000	20,000	22,000	20,000	20,000	20,000	23,000	18,000
Air Consumption, Free Speed, CFM (SCFM) [l/min]	4 (29) [113]	4.0 (29) [113]	4 (29) [113]	2.1 (15) [59]	3 (15) [59]	3 (15) [59]	3 (22) [85]	3.3 (24) [93.4]
Air Inlet Thread Size, inches (NPT)	1/4 (18)	1/4 (18)	1/4 (18)	1/4 (18)	1/4 (18)	1/4 (18)	1/4 (18)	1/4 (18)
Recommended Hose Size, inches (mm)	3/8 (10)	3/8 (10)	3/8 (10) ID min.	3/8 (10)	3/8 (10)	3/8 (10)	3/8 (10)	3/8 (10)
Vibration Level, m/s ²	<2.5	2.5	<2.5	2.5	<6.92	3	1.83	1.83
Sound Level dB(A) Pressure	95	93	102	93	100	100	77	79
Length, inches (mm)	6.5 (165)	5.5 (140)	6.5 (165)	5.5 (140)	6.81 (173)	6.5 (165)	11.02 (280)	11.25 (285)
Weight, lb (kg)	1.3 (.61)	1.1 (.50)	1.3 (.61)	1.1 (.50)	1.1 (50)	1.1 (50)	1.45 (.66)	1.63 (.74)

*See below for AT109DGK Die Grinder Kit specifications.

†CE - DE, ES, FR, IT, GB, NL

AT115 Standard Air Die Grinder (Blue-Point®)

- Intended for most standard deburring operations
- Ergonomic handle grip increases comfort and control
- Safety lever throttle
- Built-in speed regulator
- Brass bearing cap and hose adaptor
- Rear diffused exhaust

AT118 90° Angle Mini Air Die Grinder (Blue-Point®)

- Cleans dies, rotors, backing plates and brake pad mounts
- Removes gasket material, grinds valve seats, dresses welds and enlarges holes
- Compact, mini design with 90° angled head for easy access
- Ergonomic handle grip for increased comfort and control
- Safety lever throttle
- Built-in speed regulator
- Brass bearing cap and hose adaptor

AT105 Standard Air Die Grinder (Blue-Point®)

- Aluminum housing for long-lasting durability
- Intended for most standard deburring operations
- High-quality bearings improve productivity with less repair
- Rear exhaust directs air away from work area

AT109 Right Angle Mini Air Die Grinder (Blue-Point®)

- Aluminum housing for long lasting durability
- Compact mini design with 90° head for easy access
- High-quality bearings improve productivity with less repair

AT109DGK Die Grinder Kit (Blue-Point®)

- Includes AT109 Mini Angle Die Grinder plus (1) 2" (50.8 mm) ROLOC® pad, (2) 2" (50.8 mm) coarse discs, (2) 2" (50.8 mm) medium discs, (2) 2" (50.8 mm) 24 grit discs, (2) 2" (50.8 mm) 36 grit discs, (2) 2" (50.8 mm) crud discs, (1) 3" (76.2 mm) ROLOC® pad, (2) 3" (76.2 mm) 50 grit discs, (2) 3" (76.2 mm) 120 grit discs, (2) 3" (76.2 mm) crud discs, (1) 1/4" shank adaptor and (2) spanner wrenches in a storage case

AT119 115° Angle Mini Air Die Grinder with 2" Quick Change Disc (Blue-Point®)

- 115° offset head for a more ergonomic grinding position
- Thread-on-style disc provides a more compact head
- Includes (1) 2" quick change disc so the tool is ready for an abrasive pad
- Ideal for body work spot sanding, cleaning gasket material from surfaces, dressing welds, and cleaning brake rotors, backing plates and brake pads

AT116 115° Angle Mini Air Die Grinder (Blue-Point®)

- 115° offset head provides a more ergonomic grinding position
- 1/4" collet
- Compact size ideal for accessing hard-to-reach areas
- Overmolded comfort grip
- Variable-speed regulator for precision control
- Available optional accessories include AT116-3 ROLOC® Pad (2", 1/4" shaft) and AT116-4 ROLOC® Pad (3", 1/4" shaft)
- Removes gasket material, grinds valve seats, dresses welds and enlarges holes

AT120L Extended-Length Mini Air Die Grinder (Blue-Point®)

- 4-1/2" of extended reach for greater accessibility
- Comfort grip reduces fatigue
- Built-in speed regulator matches tool speed to the job
- Safety throttle releases lever to shut off tool

AT120LRA Right Angle Extended-Length Mini Air Die Grinder (Blue-Point®)

- 4-1/2" of extended reach, with a 90° head
- Comfort grip reduces fatigue
- Built-in speed regulator matches tool speed to the job
- Safety throttle releases lever to shut off tool
- .45 HP motor with 18,000 RPM free speed

Heavy-Duty Die Grinders

Specifications	PTGR450
Length, inches (mm)	9.0 (228)
Rated Power, HP (kW)	1.0 (.6)
Weight, lb (kg)	3.25 (1.47)
Wheel Size, inches (mm)	4-1/2 (114)
Free Speed, RPM	12,000
Air Consumption, Free Speed, CFM (SCFM) [l/min]	4.17 (30) [118]
Air Inlet Thread Size, inches (NPT)	1/4 (18)
Recommended Hose Size, inches (mm)	3/8 (10)
Vibration Level, m/s ²	8.9
Sound Level dB(A) Pressure	86.3

CE - DE, ES, FR, IT, GB, NL, JP



PTGR450

Colors Available



Red G Hi-Viz
R G HV
ADD SUFFIX TO STOCK NUMBER FOR SPECIAL COLORS.

PTGR450 4-1/2" 1 HP Heavy-Duty Angle Grinder

- Powerful, efficient, thermally balanced air motor cools internal components
- Adjustable rear exhaust directs airflow away from work area
- Built-in air regulator provides the ability to dial in the exact speed for a specific application
- Dual taper collet system improves bit retention
- Easy bit changing with standard wrenches
- Ergonomic comfort grip handle isolates vibration
- Variable-speed safety-style paddle trigger helps prevent accidental start-up
- Low vibration and sound levels help reduce user fatigue
- 12,000 RPM for maximum performance and stall torque
- Small size provides maneuverability in tight areas
- Lightweight for superior control with low vibration
- Improved safety lever makes engaging and operating the tool even easier
- Adjustable wheel guard

Grinder (Blue-Point®)

Specifications	AT215
Description	2" Angle Grinder (Blue-Point®)
Length, inches (mm)	7.4 (188)
Overall Length, inches (mm)	7.4 (188)
Disc Size, Dia., inches (mm)	2 (50.8)
Rated Power, HP (kW)	0.5 (.37)
Weight, lb (kg)	1.8 (.82)
Wheel Size, inches (mm)	2 (51)
Free Speed, RPM	15,000
Horsepower, HP	.5
Air Consumption, Free Speed, CFM (SCFM) [l/min]	3 (22) [85]
Air Inlet Thread Size, inches (NPT)	1/4 (18)
Recommended Hose Size, inches (mm)	3/8 (10)
Recommended Air Pressure, PSIG (kPa)	90 (620)
Vibration Level, m/s ²	<2.86
Sound Level dB(A) Pressure	73



AT215

AT215 2" Angle Grinder (Blue-Point®)

- Excellent for working in confined areas on jobs that require fast metal removal
- Ideal for body shops, automobile and truck repair
- Grease fitting in head enables gears to be greased for longer tool life
- Includes (6) 2" wheels; tool is ready for use
- Moveable guard—up to 50° in either direction—fits various applications
- Built-in speed regulator allows the user to set the desired speed, providing more control
- Rear exhaust with rotating deflector directs air away from the work area with no blowback toward the user
- Comfort grip housing insulates from cold and vibration for less user fatigue
- Safety lever throttle prevents accidental start-ups for increased safety
- Includes AT215GWSET six pack grinding stone



- Do not operate without the guard.
- Do not use grinding discs or accessories above their rated RPM.
- Read Safety Precautions on pages W1-W4

AIR: CUT-OFF TOOLS



PTC430



PTC490

Colors Available



Red Green Hi-Viz

PTC430 G HV
PTC490 — HV

ADD SUFFIX TO STOCK NUMBER FOR SPECIAL COLORS.



PTC250

Colors Available



Red Green Hi-Viz

R G HV

ADD SUFFIX TO STOCK NUMBER FOR SPECIAL COLORS.

Heavy-Duty Cut-Off Tools

- Powerful thermally balanced air motor cools internal parts and the tool surface
- Double bearings for smooth operation
- Built-in speed regulator for easy adjustment
- Rear-diffused exhaust directs exhaust away from the work area
- Lightweight and ergonomic comfort grip handle for less user fatigue
- Paddle-style trigger/safety lever for easy operation
- Precision-machined steel end plates for greater durability
- Adjustable wheel guard for use at any angle

Specifications	PTC430	PTC490
Wheel Size, inches (mm)	3 (76)	4 (102)
Rated Power, HP (kW)	1.0 (.75)	1.0 (0.75)
Free Speed, RPM	25,000	12,000
Air Consumption, Free Speed, CFM (SCFM) [l/min]	4.17 (23) [90]	4.17 (23) [90]
Air Inlet Thread Size, inches (NPT)	1/4 (18)	1/4 (18)
Recommended Hose Size, inches (mm)	3/8 (10)	3/8 (10)
Vibration Level, m/s ²	6.92	3.41
Sound Level dB(A) Pressure	87	87.8
Length, inches (mm)	7-1/2 (191)	9.3 (236)
Weight, lb (kg)	1.9 (.86)	3 (1.3)
3" Cutter Wheels (36-Grit) (opt.)	AT150-20A	—
3" Cutter Wheels (54-Grit) (opt.)	AT150C29A	—
4" Cutter Wheels (opt.)	—	AT154RWHMP

CE - DE, ES, FR, IT, GB, NL, JP

PTC430 1 HP Heavy-Duty 3" Cut-Off Tool

- 25,000 RPM for maximum performance and stall torque
- Adjustable rear exhaust allows user to direct airflow away from work area
- Built-in air regulator allows user to dial in the exact speed required for the specific application
- Ergonomic comfort grip handle isolates vibration
- Variable-speed paddle-style safety trigger helps prevent accidental start-up
- Low vibration and sound levels help reduce fatigue and vibration
- Small size provides maneuverability in tight areas
- Lightweight for superior control
- Improved safety lever makes engaging and operating the tool even easier
- Ideal for many automotive and industrial cutting applications

PTC490 1 HP Heavy-Duty 4" Angle Cut-Off Tool

- 12,000 RPM for maximum performance and stall torque
- Use for heavy frame grinding, chamfering, welding cleanup and hardened steels

Cut-Off Tool

Specifications	PTC250
Wheel Size, inches (mm)	3 (76)
Rated Power, HP (kW)	0.5 (.37)
Free Speed, RPM	23,000
Air Consumption, Free Speed, CFM (SCFM) [l/min]	3.2 (23) [90]
Air Inlet Thread Size, inches (NPT)	1/4 (18)
Vibration Level, m/s ²	6
Sound Level dB(A) Pressure	86.1
Length, inches (mm)	7.2 (183)
Weight, lb (kg)	1.6 (.73)
3" Cutter Wheels (36-Grit) (opt.)	AT150-20A
3" Cutter Wheels (54-Grit) (opt.)	AT150C29A

CE - DE, ES, FR, IT, GB, NL, JP

PTC250 1/2 HP 3" Cut-Off Tool

- 23,000 RPM for maximum performance and stall torque
- Adjustable cutting wheel guard rotates to any safe and convenient position
- Adjustable regulator matches tool speed to job requirements
- With wider wheels, the tool also makes an excellent weld grinder
- Powerful, efficient, thermally balanced air motor cools internal components and surface temperature of the tool
- Variable-speed paddle-style safety trigger helps prevent accidental start-up
- High-quality single-row bearings allow for smooth operation and minimal runout to keep the tool running longer
- Black Alcryn® grips for improved comfort and resistance to automotive fluids
- Easy wheel changing using standard wrenches
- Optional accessories include AT150-20A Cut-Off Wheel

Reversible Cut-Off Tools (Blue-Point®)

Specifications	AT154RA	AT157R
Wheel Size, inches (mm)	4 (102)	3 (76)
Rated Power, HP (kW)	0.7 (0.5)	0.45 (.33)
Free Speed, RPM	13,000	20,000
Air Consumption, Free Speed, CFM (SCFM) [l/min]	3.1 (22) [87]	3.5 (25) [99]
Air Inlet Thread Size, inches (NPT)	1/4 (18)	1/4 (18)
Recommended Hose Size, inches (mm)	3/8 (10)	3/8 (10)
Cutter Wheel Dia., inches	—	3
Vibration Level, m/s ²	3.07	<3.8
Sound Level dB(A) Pressure	85	100
Length, inches (mm)	14.3 (365)	7.3 (185)
Weight, lb (kg)	3.3 (1.5)	1.9 (.86)
3" Cutter Wheels (36-Grit) (opt.)	—	AT150-20A
3" Cutter Wheels (54-Grit) (opt.)	—	AT150C29A
4" Cutter Wheels	AT154RWHLMP	—



AT154RA



AT157R

AT154RA 4" Reversible Cut-Off Tool (Blue-Point®)

- 14.3" overall length provides extended reach for easier access
- Reverse mode controls direction of sparks for safety
- Exhaust is diffused through the rear of the tool away from work surface
- Side handle provides additional tool control

AT157R 3" Reversible Cut-Off Tool (Blue-Point®)

- Ideal for use in body shops and other general automotive applications
- Spark direction control
- Extended reach for hard-to-access areas
- Built-in speed regulator for fine tuning
- Safety throttle lever
- Comfort grip handle
- Uses wheels only rated above 18,000 RPM
- Recommended for cutting mufflers, hose clamps, bolts and sheet metal
- 1 year limited warranty

AIR: CUT-OFF TOOLS (Blue-Point®)

Cut-Off Tool (Blue-Point®)

Specifications	AT153
Wheel Size, inches (mm)	3 (76)
Rated Power, HP (kW)	0.5 (0.37)
Free Speed, RPM	17,000
Air Consumption, Free Speed, CFM (SCFM) [l/min]	3.5 (24) [99.1]
Air Inlet Thread Size, inches (NPT)	1/4 (18)
Recommended Air Pressure, PSIG (kPa)	90 (620)
Recommended Hose Size, inches (mm)	3/8 (10)
Vibration Level, m/s ²	<2.86
Sound Level dB(A) Pressure	85
Length, inches (mm)	7.3 (185)
Weight, lb (kg)	3.3 (1.5)
3" Cutter Wheels (36-Grit) (opt.)	AT150-20A
3" Cutter Wheels (54-Grit) (opt.)	AT150C28A

CE - DE, ES, FR, IT, GB, NL

AT153 Cut-Off Tool (3") (Blue-Point®)

- Compact size is excellent for accessing areas with limited working space
- Heavy-duty bevel gears for tool longevity
- Indexing adjustable guard controls the direction of sparks
- Spindle lock eliminates the need for special wrenches for fast change of cut-off wheels
- Adjustable built-in regulator easily adjusts up to 17,000 RPM free speed



AT153



- Do not operate without the guard.
- Do not use grinding discs or accessories above their rated RPM.
- Read Safety Precautions on pages W1-W4

AIR: CUTTING TOOLS (Blue-Point®)




AT195

Shears (Blue-Point®)

Specifications	AT195
Air Consumption, Free Speed, CFM (SCFM) [l/min]	4.0 (29) [113]
Air Inlet Thread Size, inches (NPT)	1/4 (18)
Recommended Hose Size, inches (mm)	3/8 (10)
Vibration Level, m/s ²	<2.5
Sound Level dB(A) Pressure	99.6
Length, inches (mm)	10 (254)
Weight, lb (kg)	2.8 (1.3)

AT195 Air Powered Shears (Blue-Point®)

- Pistol grip handle for comfort and accessibility
- Handle exhaust is directed away from the operator
- Ball bearing-mounted rotary air motor for long service
- Lightweight aluminum housing is durable and helps to reduce fatigue
- Built-in speed regulator provides torque control
- Variable-speed trigger for maximum control
- Removable brass filter captures dirt and grit that could clog and damage the impact mechanism
- Replacement blades: Left blade (AT195-37), center blade (AT195-39B) and right blade (AT195-40B)



AT180C

Nibbler (Blue-Point®)

Specifications	AT180C
Free Speed, RPM	3,500
Air Consumption, Free Speed, CFM (SCFM) [l/min]	4 (29) [113]
Air Inlet Thread Size, inches (NPT)	1/4 (18)
Recommended Hose Size, inches (mm)	3/8 (10)
Vibration Level, m/s ²	4.3
Sound Level dB(A) Pressure	97
Length, inches (mm)	7.6 (193)
Weight, lb (kg)	1.9 (.88)

AT180C Nibbler (Blue-Point®)

- Cuts mild steel sheet up to 16-gauge (0.62") (1.55 mm)
- Anvil is adjustable for forward, backward, and left or right cutting; enabling the nibbler to make sheet metal cuts of any configuration
- Readily cuts most non-ferrous materials including aluminum, brass, formica, laminates, fiberglass and masonite
- Includes Standard Punch (AT180B-10)
- Replacement Pouch: AT180C-38

AIR: RECIPROCATING SAWS



PTRS1000

Air Saw

Stock No.	Free Speed, SPM	Air Consumption, Free Speed, CFM (SCFM) [l/min]	Air Inlet Thread Size, inches (NPT)	Vibration Level, m/s ²	Sound Pressure Level, dB(A)	Length, inches (mm)	Weight, lb (kg)
PTRS1000	9,000	2.4 (15)	1/4 (18)	10.0	87.2	8.5 (215)	1.6 (0.73)

CE - DE, ES, FR, IT, GB, NL, JP

PTRS1000 Heavy-Duty Reciprocating Air Saw

- Dual chuck accepts standard air saw blades and saber saw blades
- Able to cut 1/8"-thick (3 mm) mild steel with smooth cutting action
- Comfort cushion grip reduces vibration for less user fatigue
- Variable-speed paddle-style safety trigger helps prevent accidental start-up

- Improved motor performance and durability over previous models
- Improved airflow increases cutting capacity by 30%
- Air exhausts out the front of tool, cooling the blade and clearing the work area
- Includes (3) air saw blades

Colors Available



ADD SUFFIX TO STOCK NUMBER FOR SPECIAL COLORS.



AT192A



AT194A

Reciprocating Saws (Blue-Point®)

Stock No.	Free Speed, RPM	Air Consumption, Free Speed, CFM (SCFM) [l/min]	Air Inlet Thread Size, inches (NPT)	Recommended Hose Size, inches (mm)	Vibration Level, m/s ²	Sound Level dB(A) Pressure	Length, inches (mm)	Weight, lb (kg)
AT192A	11,000	1.0 (7) [28]	1/4 (18)	3/8 (10)	10.1	94	9.3 (235)	1.75 (0.80)
AT194A	8,250	0.7 (5) [20]	1/4 (18)	3/8 (10)	<6.6	87	6.7 (170)	1 (0.45)

AT192A High-Speed Reciprocating Saw (Blue-Point®)

- Adjustable blade guard controls cutting depth
- Teflon®-coated piston for smooth operation and durability
- Features a comfort grip handle with a safety lever throttle
- Includes saw and (3) blades (18, 24 and 32 TPI)
- Performs straight or scroll cuts in metal and plastic
- Comfort grip housing for greater control
- Optional 4" long blades are also available

AT194A Micro Air Saw (Blue-Point®)

- Compact size for easy access in tight quarters
- Guarded hose extension helps prevent damage to finished surfaces
- Performs straight or scroll cuts in metal and plastic
- Includes bi-metal blades: (1) 18 TPI, (1) 24 TPI, (1) 32 TPI



PSO4512



PSO4612



PSO4625



PSO4525



PSO4612V



PSO4625V

Orbital and Geared Sanders

Specifications	PSO4512	PSO4525	PSO4612	PSO4612V	PSO4625	PSO4625V
Pad/Disc Size, Dia., inches (mm)	5 (127)	5 (127)	6 (152)	6 (152)	6 (152)	6 (152)
Style	Orbital	Orbital	Orbital	Orbital	Orbital	Orbital
Pattern, inches	3/16	3/16	3/16	3/16	3/16	3/16
Rated Power, HP (kW)	.25/(.19)	.25 (.19)	.25/(.19)	.25/(.19)	.25 (.19)	.25 (.19)
Free Speed RPM	12,000	12,000	12,000	12,000	12,000	12,000
Spindle Thread, inches	5/16"-24	1/4"-20	1/4"-20	1/4"-20	1/4"-20	1/4"-20
Air Consumption, Free Speed, CFM (SCFM) [l/min]	2 (14) [57]	2 (14) [57]	2 (14) [57]	2 (14) [57]	2 (14) [57]	2 (14) [57]
Air Inlet Thread Size, inches (NPT)	1/4 (18)	1/4 (18)	1/4 (18)	1/4 (18)	1/4 (18)	1/4 (18)
Recommended Hose Size, inches (mm)	3/8 (10)	3/8 (10)	3/8 (10)	3/8 (10)	3/8 (10)	3/8 (10)
Vibration Level, m/s ²	2.1	2.3	2.1	2.1	2.3	2.3
Sound Level dB(A) Pressure	74.9	75.3	74.9	74.9	75.3	75.3
Length, inches (mm)	6 (152)	6 (152)	6.5 (165)	6.5 (165)	6.5 (165)	6.5 (165)
Weight, lb (kg)	1.8 (.82)	1.8 (.82)	1.8 (.82)	1.8 (.82)	1.8 (.82)	1.8 (.82)

PSO4512 5" Orbital Sander, 3/16" Pattern PSA Pad

- Low vibration sander for better performance and less user fatigue
- Kevlar Vanes last longer and help reduce moisture and oil on the work area
- O-ring sealed motor keeps dust and debris from entering critical components
- Field replaceable motor allows for motor replacement on the spot
- Powerful .25 HP motor generates 12,000 RPM for plenty of power
- Precision balanced crank and robust spindle provide a smooth operation with minimal vibration
- Adjustable top grip allow the end user to customize the position to their preferred setting
- Multiposition speed regular lets you dial in the precise speed for each application
- Ergonomic "S"-shaped paddle fits the hand better than flat levers
- PSA pad for easy abrasive changes

PSO4612 6" Orbital Sander, 3/16" Pattern PSA Pad

PSO4612V 6" Orbital Sander, 3/16" Pattern

- Includes vacuum port for dust control

PSO4525 5" Orbital Sander with 3/16" Pattern

PSO4625 6" Orbital Sander with 3/16" Pattern

- Powerful 1/4 HP motor generates 12,000 RPM
- For sanding various surfaces including painted and metal applications
- Field replaceable motor

PSO4625V 6" Orbital Sander with 3/16" Pattern

- Lightweight, sanding pads are flexible for spot sanding and surface preparation from body fillers to paint primer

Colors Available



ADD SUFFIX TO STOCK NUMBER FOR SPECIAL COLORS.



- Do not use sanding discs or accessories above their maximum rated RPM.
- Do not use grinding discs on sanders.
- Wear protective gloves.
- Read Safety Precautions on pages W1-W4

AIR: SANDERS



PSDF4600



PSDF4600V



PSOF4312



PSOF4612

Colors Available



ADD SUFFIX TO STOCK NUMBER FOR SPECIAL COLORS.

Orbital and Geared Sanders

Specifications	PSDF4600	PSDF4600V	PSOF4312	PSOF4612
Pad/Disc Size, Dia., inches (mm)	6 (152)	6 (152)	3 (76)	6 (152)
Pattern	3/16 Orbit	3/16 Orbit	—	—
Spindle, inches	—	—	3/32	3/32
Style	Dual-Function	Dual-Function	Orbital	Orbital
Rated Power, HP (kW)	0.45	0.45	.25/(.19)	.25/(.19)
Free Speed, RPM	1,200	1,200	12,000	12,000
Spindle Thread, inches	3/8	3/8	5/16"-24	5/16"-24
Air Consumption, Free Speed, CFM (SCFM) [l/min]	3 (22) [85]	3 (22) [85]	2 (14) [57]	2 (14) [57]
Air Inlet Thread Size, inches (NPT)	1/4 (18)	1/4 (18)	1/4 (18)	1/4 (18)
Recommended Air Pressure, PSIG (kPa)	90 (620)	90 (620)	90 (620)	90 (620)
Recommended Hose Size, inches (mm)	3/8 (10)	3/8 (10)	3/8" (10)	3/8" (10)
Vibration Level, m/s ²	4.7	4.7	2.1	2.1
Sound Level dB(A) Pressure	79	79	74.9	74.9
Length, inches (mm)	11 (279)	11 (279)	6 (152)	6 (152)
Weight, lb (kg)	3.7 (170)	3.7 (170)	1.7 (.77)	1.7 (.77)
Pad Type	—	—	PSA	PSA
Replacement Pad/Disc	PSDF4600-58	PSDF4600-58	PSO4612-2	PSO4612-2

CE

PSDF4600 6" Dual-Function Sander

- Large dial to change from random orbit to rotary disc operation saves time
- Features Kevlar® vanes for longer life
- Premium hook-and-loop pad for durability
- Quickly removes coatings prior to painting
- For use on metal, solid surfaces, wood and fiberglass
- Ergonomic grip for comfort
- Soft grip housing material for maximum vibration absorption
- Powerful 1/2 HP motor generates 1,200 RPM for removing large amounts of filler material and leveling small welds

PSDF4600V 6" Dual-Function Sander with Vacuum

- Includes vacuum attachment for a cleaner workspace

PSOF4312 3" Orbital Finishing Sander, 3/32" Pattern

PSOF4612 6" Orbital Finishing Sander, 3/32" Pattern

- Low vibration sander for better performance and less user fatigue
- Kevlar® vanes last longer and help reduce moisture and oil on the work area
- O-ring sealed motor keeps dust and debris from entering critical components
- Field replaceable motor allows for motor replacement on the spot
- Powerful .25 HP motor generates 12,000 RPM for plenty of power
- Precision balanced crank and robust spindle provide a smooth operation with minimal vibration
- Adjustable top grip allow the end user to customize the position to their preferred setting
- Multiposition speed regular lets you dial in the precise speed for each application
- Ergonomic "S"-shaped paddle fits the hand better than flat levers
- PSA pad for easy abrasive changes



PTBF210

Belt Sanders

Specifications	PTBF210
Air Consumption, Free Speed, CFM (SCFM)	3.2 (23)
Air Inlet Thread Size, inches (NPT)	1/4 (18)
Belt Size	1/4-3/4" W x 18" L
Exhaust Type	Rear
Free Speed, r/min	18,000
Horsepower, HP	0.5
Length, inches (mm)	14.5 (386)
Recommended Hose Size, inches (mm)	3/8 (10)
Trigger Style	Paddle
Weight, lb (kg)	2.9 (1.3)
Width, inches (mm)	4.5 (114)

PTBF210 Band Sander

- Powerful, efficient, thermally balanced air motor cools internal components and surface temperature of the tool
- Adjustable rear exhaust allows user to direct airflow away from work area
- 90° angle head to improve access
- Accepts 18" belts
- Head can be rotated 270° for flexibility without tools
- Built-in 10-position air regulator provides the ability to dial in exact speed for a specific application
- Ergonomic comfort grip handle isolates vibration
- Variable-speed safety-style paddle trigger helps prevent accidental start-up
- Low vibration and sound levels help reduce user fatigue
- Industrial-grade gears and motor provide a longer lasting tool
- Tool-free adjustable belt build and cover for easy belt changes
- Standard side support handle for tool control



PSG4609V



PSG4645V



PSG4845V



PSG4809V



PSG4609V



PSG4645V



PSG4845V

Colors Available



Red Green Hi-Viz

R G HV

ADD SUFFIX TO STOCK NUMBER FOR SPECIAL COLORS.

Orbital and Geared Sanders

Specifications	PSG4609	PSG4609V	PSG4645	PSG4645V	PSG4845	PSG4845V	PSG4809
Pad/Disc Size, Dia., inches (mm)	6 (152)	6 (152)	6 (152)	6 (152)	8 (203)	8 (203)	8 (203)
Style	Geared (NV)	Geared (V)	Geared (NV)	Geared (NV)	Geared (NV)	Geared (NV)	Geared (NV)
Pattern	5 mm Epicycloidal	5 mm Epicycloidal	5 mm Epicycloidal	5 mm Epicycloidal	5 mm Epicycloidal	5 mm Epicycloidal	—
Rated Power, HP (kW)	0.42 (.33)	0.42 (.33)	0.42 (.33)	0.42 (.33)	0.42 (.33)	0.42 (.33)	0.42 (.33)
Free Speed, RPM	1,000	1,000	1,000	1,000	1,000	1,000	1,000
Spindle Thread, inches	3/8	3/8	3/8	3/8	3/8	3/8	3/8
Air Consumption, Free Speed, CFM (SCFM) [l/min]	3 (21.7) [85]	3 (21.7) [85]	3 (21.7) [85]	3 (21.7) [85]	3 (21.7) [85]	3 (21.7) [85]	3 (21.7) [85]
Air Inlet Thread Size, inches (NPT)	1/4 (18)	1/4 (18)	1/4 (18)	1/4 (18)	1/4 (18)	1/4 (18)	1/4 (18)
Recommended Hose Size, inches (mm)	3/8 (10)	3/8 (10)	3/8 (10)	3/8 (10)	3/8 (10)	3/8 (10)	3/8 (10)
Vibration Level, m/s ²	5.9	5.9	5.9	5.9	5.9	5.9	5.9
Sound Level dB(A) Pressure	80	80	80	80	80	80	80
Sound Level, Free Speed, dB(A)	82	82	82	82	82	82	82
Length, inches (mm)	11 (279)	11 (279)	11 (279)	11 (279)	11 (279)	11 (279)	11 (279)
Weight, lb (kg)	3.7 (1.70)	3.7 (1.70)	3.7 (1.70)	3.7 (1.70)	4 (1.82)	4 (1.82)	4 (1.82)
Replacement Pad/Disc	PS468-34	PS468-34V	PS468-34HL	PS468-34HL	PS468-35HL	PS468-35HL	PS468-35
Pad (VELCRO®/optional)	PS468-34HL	PS468-34HL	—	—	—	—	PS468-35HL

CE

PSG4609 6" Geared Sander

- Patented dust shield keeps dirt and dust out of motor for longer tool life
- Ergonomic adjustable handle adjusts to fit users hand for more comfort
- Robust front spindle and balanced crank help reduced vibration while sanding for less user fatigue
- Eight vane steel rotor provides more power for tough jobs
- Steel cut gears provide better durability for less wear and tear
- One piece lightweight housing with soft grip material for comfort and maximum vibration absorption
- Ergonomic throttle lever and built-in speed regulator for consistent performance
- Includes Non-vacuum PSA pad
- VELCRO® pad is optional
- Soft grip housing material for maximum vibration absorption
- Optional vacuum models (PS4609V and PS4809V) also available

PSG4609V Geared Sander with Vacuum

PSG4645 6" Geared Sander

- Removes and levels large amounts of filler materials such as glue or epoxy
- Levels small welds
- Removes coatings prior to painting
- For use on metal, solid surfaces, wood and fiberglass
- Super-ergonomic adjustable grip is indexable to multiple positions for optimum comfort
- Soft grip housing material for maximum vibration absorption
- Optional vacuum model (PSOG4645V) also available

PSG4645V 6" Geared Sander with Vacuum

PSG4845 8" Geared Sander

PSG4845V 8" Geared Sander with Vacuum

PSG4809 8" Geared Sander with PSA Pad



- Do not use sanding discs or accessories above their maximum rated RPM.
- Do not use grinding discs on sanders.
- Read Safety Precautions on pages W1-W4

AIR: FINISHING TOOLS (Blue-Point®)



AT425R

Reversible Disc Sander (Blue-Point®)

Specifications	AT425R
Pad/Disc Size, Dia., inches (mm)	5 (127)
Rated Power, HP (kW)	0.45 (.33)
Free Speed, RPM	13,000
Spindle Thread, inches	7/16"-20 UNC
Air Consumption, Free Speed, CFM (SCFM) [l/min]	4.3 (31) [122]
Air Inlet Thread Size, inches (NPT)	1/4 (18)
Recommended Hose Size, inches (mm)	3/8 (10)
Vibration Level, m/s ²	<0.8
Sound Level dB(A) Pressure	93
Length, inches (mm)	5.3 (135)
Weight, lb (kg)	2.8 (1.28)
Replacement Pad/Disc	AT425R-24
3" Replacement Pad (opt.)	AT425R-22
4" Replacement Pad (opt.)	AT425R-23

AT425R 5" Reversible High-Speed Sander (Blue-Point®)

- Used in body shops and other general automotive applications
- Comfort grip handle
- Built-in speed regulator
- One-handed forward/reverse lever
- Includes (3) backing discs: 3, 4 and 5"



AT406C

Orbital Sanders (Blue-Point®)

Specifications	AT406C
Pad/Disc Size, Dia., inches (mm)	6 (152)
Rated Power, HP (kW)	.25 (.19)
Free Speed, RPM	12,000
Spindle Thread, inches	5/16"-24
Air Consumption, Free Speed, CFM (SCFM) [l/min]	2.5 (18) [71]
Vibration Level, m/s ²	2.8
Sound Level dB(A) Pressure	85
Length, inches (mm)	8.6 (219)
Weight, lb (kg)	1.5 (0.7)

AT406C 6" Orbital Palm Sander (Blue-Point®)

- Lightweight and durable composite housing
- Built-in power regulator for optimized power control
- Well-balanced for smooth handling
- For use with accessories rated above 12,000 RPM



AT408



AT411A

Dual-Action and Geared Sanders (Blue-Point®)

Specifications	AT408	AT411A
Pad/Disc Size, Dia., inches (mm)	8 (203)	6 (152)
Rated Power, HP (kW)	0.5 (.37)	0.5 (.37)
Free Speed, RPM	850	10,000
Spindle Thread, inches	5/16"-24	5/16"-18 UNC
Air Consumption, Free Speed, CFM (SCFM) [l/min]	5 (36) [142]	5 (36) [142]
Air Inlet Thread Size, inches (NPT)	1/4 (18)	1/4 (18)
Recommended Hose Size, inches (mm)	3/8 (10)	3/8 (10) ID min.
Vibration Level, m/s ²	3.7	3.7
Sound Level dB(A) Pressure	87	79
Length, inches (mm)	11 (279)	8 (203)
Weight, lb (kg)	4.8 (2.18)	4.7 (2.14)
Replacement Pad/Disc	AT408-2	AT411A-1

AT408 8" Geared Sander (Blue-Point®)

- Rear diffused exhaust
- Built-in adjustable-speed regulator
- Removable brass filter screens out debris

AT411A 6" Dual-Action Sander (Blue-Point®)

- Used for fine sanding operations and swirl-free finishing
- Comfort handle helps reduce fatigue
- Converts from rotary to random orbit action by sliding drive plate
- Built-in thumb-wheel speed regulator



AT475A

Inline Sander (Blue-Point®)

Specifications	AT475A
Pad/Disc Size, inches (mm)	2-3/4 x 17-1/2 (69.85 x 444.5)
Free Speed, RPM	1,800
Air Consumption, Free Speed, CFM (SCFM) [l/min]	2.3 (17) [65]
Air Inlet Thread Size, inches (NPT)	1/4 (18)
Recommended Hose Size, inches (mm)	3/8 (10) ID min.
Vibration Level, m/s ²	14.9
Sound Level dB(A) Pressure	87
Length, inches (mm)	16 (406)
Weight, lb (kg)	6.8 (3.09)
Replacement Pad/Disc	AT475A-29

AT475A 16" Heavy-Duty Inline Sander (Blue-Point®)

- 5/8" stroke
- Minimal vibration
- Used for fast material removal
- Pad has positive locking clamps

Sanding Belts

Stock No.	Type	Size	Grit	Package Quantity
ATBA1218120	Coated Abrasive	1/2 x 18"	120	5 Each
ATBA121860	Coated Abrasive	1/2 x 18"	60	5 Each
ATBA121880	Coated Abrasive	1/2 x 18"	80	5 Each
ATBA3418120	Coated Abrasive	3/4 x 18"	120	5 Each
ATBA341860	Coated Abrasive	3/4 x 18"	60	5 Each
ATBA341880	Coated Abrasive	3/4 x 18"	80	5 Each
ATBA3818120	Coated Abrasive	3/8 x 18"	120	5 Each
ATBA381860	Coated Abrasive	3/8 x 18"	60	5 Each
ATBA381880	Coated Abrasive	3/8 x 18"	80	5 Each
ATBB1218100	Non-Woven Abrasive	1/2 x 18"	100	5 Each
ATBB1218240	Non-Woven Abrasive	1/2 x 18"	240	5 Each
ATBB121850	Non-Woven Abrasive	1/2 x 18"	50	5 Each
ATBB3418100	Non-Woven Abrasive	3/4 x 18"	100	5 Each
ATBB3418240	Non-Woven Abrasive	3/4 x 18"	240	5 Each
ATBB341850	Non-Woven Abrasive	3/4 x 18"	50	5 Each
ATBB3818100	Non-Woven Abrasive	3/8 x 18"	100	5 Each
ATBB3818240	Non-Woven Abrasive	3/8 x 18"	240	5 Each
ATBB381850	Non-Woven Abrasive	3/8 x 18"	50	5 Each



ATBA1218120



AT615K

AT615K Belt Sander Kit

- Includes belt sander, (3) 18 x 3/8" sanding belts (60-, 80-, 120-grit), (3) 18 x 1/2" sanding belts (60-, 80-, 120-grit) and (3) 18 x 3/4" sanding belts (60-, 80-, 120-grit)

AT615-31 Collet Assembly (1/4")

- Optional 1/4" collet assembly for use with the AT615 Belt Sander

AT615ARM1 Contact Arm Assembly (1" D x 3/8" W; rubber)

- Used with the AT615 Belt Sander

AT615ARM2 Contact Arm Assembly (3/4" D x 3/8" W; rubber)

- Used with the AT615 Belt Sander

AT615ARM3 Contact Arm Assembly (3/4" D x 5/8" W)

- Used with the AT615 Belt Sander

Polishers (Blue-Point®)

Specifications	AT450DP
Style	Vertical Polisher
Pad Size, inches (mm)	7 (177)
Rated Power, HP	0.7
Free Speed, RPM	2,500
Spindle Thread Range, inches	5/8-11
Air Consumption CFM	3.6
Air Inlet Thread Size, inches (NPT)	1/4 (18)
Recommended Air Pressure, PSI	90
Vibration Level m/s ²	9
Sound Level, dB(A)	108
Length, inches (mm)	16 (406)
Weight, lb (kg)	4.95 (2.25)

CE - DE, ES, FR, IT, GB, NL



AT450DP

AT450DP 7" Heavy-Duty Vertical Polisher (Blue-Point®)

- Powerful air motor is ideal for sanding and polishing
- Variable-speed throttle for use on a variety of surfaces
- Dual side-handle mounts for optimal control
- Handle grips for increased comfort



• Do not overload.

• Do not use sanding discs or accessories above their maximum rated RPM.

• Read Safety Precautions on pages W1-W4

AIR: FINISHING TOOLS (Blue-Point®)



AT187

Engraving Pens (Blue-Point®)

AT187 Engraving Pen (Blue-Point®)

- Marks tools and other objects to prevent theft
- Used on hardened-steel plate (up to HRC55), metals, glass, stone, ceramic, plastics and more
- Used for deburring operations and reshaping screw/bolt heads for removal
- Rugged metal housing
- Knurled fingertip control
- Tips sold separately

AT187-11 45° Thick Plate Carbide Tip (Blue-Point®)

- For AT187

AT187-13 15° Thin Plate Carbide Tip (Blue-Point®)

- For AT187

AT187-14 30° Medium Plate Carbide Tip (Blue-Point®)

- For AT187



AT401MCA



AT402MCA




AT403MCA

Micro Sander and Polisher Kits (Blue-Point®)

Specifications	AT401MCA	AT402MCA	AT403MCA
Style	Micro Surface Prep	Micro Sander	Micro Polisher
Pad/Disc Size, Dia., inches (mm)	3 (76)	3 (76)	3 (76)
Rated Power, HP (kW)	0.25 (.19)	0.25 (.19)	0.25 (.19)
Free Speed, RPM	15,000	15,000	6,000
Spindle Thread, inches	1/4"-20	5/16"-24 UNF	5/16"-24 UNF
Air Consumption, Free Speed, CFM (SCFM) [l/min]	2.1 (15) [59]	2.1 (15) [59]	2.2 (16) [62]
Air Inlet Thread Size, inches (NPT)	1/4 (18)	1/4 (18)	1/4 (18)
Recommended Hose Size, inches (mm)	3/8 (10)	3/8 (10)	3/8 (10)
Vibration Level, m/s ²	<2.5	<2.5	<2.5
Sound Level dB(A) Pressure	84	84	86
Length, inches (mm)	4.7 (119)	5.2 (133)	5.6 (143)
Weight, lb (kg)	0.97 (0.44)	1.1 (0.50)	1.3 (0.60)

AT401MCA/AT402MCA/AT403MCA Micro Series (Blue-Point®)

- Powerful direct drive gear train for greater durability
- Large two-finger trigger for better control
- High-quality bearings for longer tool life
- Composite housing with comfort grip insulates from the cold
- Bottom handle diffused exhaust
- Variable-speed trigger



AT401MCKA

AT401MCKA Micro Surface Prep Tool Kit (Blue-Point®)

- Includes AT401MCA Micro Surface Prep Tool, (1) 2" ROLOC® pad, (1) 3" ROLOC® pad, (5) 2" 40 grit pads and (5) 3" 80 grit pads in a storage case



AT402MCKA

AT402MCKA Micro Dual-Action Sander Kit (Blue-Point®)

- Includes AT402MCA Micro Sander, (1) 3" Hookit® pad, (25) 3" 180 grit pads, (25) 3" 200 grit pads, (10) 3" 320 grit pads and (10) 3" 800 grit pads in a storage case



AT403MCKA

AT403MCKA Micro Polisher Kit (Blue-Point®)

- Includes AT403MCA Micro Polisher, (1) 3" Hookit® pad, (1) 3" wool pad, and (1) 3" foam pad in a storage case

Tire Buffer

AT240 Tire Buffer (Blue-Point®)

- Used for tire patch preparation, roughing up rubber for tire recaps plus removing excess rubber
- Speed regulator for improved tool control
- Comfort grip housing for reduced operator fatigue
- Rear exhaust directs air away from the work
- Semicircle buffing wheel for maximum surface preparation



AT240

Pinstripe Removal Tool

AT265A Pinstripe Removal Tool (Blue-Point®)

- Use to remove pinstripes, adhesive, tape and graffiti
- Includes (3) 3-1/2" eraser pads to keep you working longer
- Eraser-design step-pad for improved visibility during operation
- Comfort grip handle for less fatigue
- Auxiliary side handle for improved tool control



AT265A

AT265E Eraser



AT1212A

Needle Scaler

Stock No.	Type	Rated Power, HP (kW)	Free Speed, RPM	Air Consumption, Free Speed, CFM (SCFM) [l/min]	Air Inlet Thread Size, inches (NPT)	Vibration Level, m/s ²	Sound Level dB(A) Pressure	Length, inches (mm)	Weight, lb (kg)	Recommended Hose Size, inches (mm)
AT240	Buffer	0.4 (.298)	2,600	3.7 (26.6) [104.7]	1/4 (18)	1.18	89	9.1 (233)	1.8 (.82)	3/8 (10)
AT265A	Material Remover	0.4 (.298)	3,600	3.7 (26.6) [104.7]	1/4 (18)	0.69	88	8.1 (206)	1.8 (.82)	3/8 (10)
AT1212A	Scaler	—	4,000 BPM	4.0 (11.19) [113]	1/4 (18)	11.4	90	12.5 (318)	2.64 (1.20)	3/8 (10)

AT1212A Mini Needle Scaler (Blue-Point®)

- Mini size for access in confined areas
- (12) high-tension steel needles conform to any irregular surface for cleaning crevices
- Smooth palm-controlled trigger mechanism for ease of operation

AT1212A-16 Needles (12 pk)



- Use only accessories intended for each tool.
- Do not use accessories above their maximum recommended RPM.
- Read Safety Precautions on pages W1-W4

AIR: FINISHING TOOLS



PTGR280

Colors Available



ADD SUFFIX TO STOCK NUMBER FOR SPECIAL COLORS.

Remove-All Tool

Specifications	PTGR280
Style	Material Removal Tool
Rated Power, HP (kW)	0.45 (.33)
Free Speed, RPM	3,500
Air Consumption, Free Speed, CFM (SCFM) [l/min]	4 (28) [113]
Air Inlet Thread Size, inches (NPT)	1/4 (18)
Recommended Hose Size, inches (mm)	3/8 (10)
Vibration Level, m/s ²	2.8
Sound Level, dB(A)	85
Length, inches (mm)	12 (304)
Weight, lb (kg)	2.4 (1.09)
Rubber Eraser Wheel (opt.)	PT280303MP3

CE - DE, ES, FR, IT, GB, NL, JP

PTGR280 Crud Thug® Removal Air Tool

- Quickly removes seam sealers, rust, paint and underbody coatings
- Optional rubber eraser wheel for removing pinstripes and graphics
- Easily removes automotive crud without fumes, heat buildup or surface damage
- Includes (1) fine wire wheel and (1) coarse wire wheel
- Thermally balanced air motor routes air between the housing and liner for cooler tool temperatures and longer life
- Planetary gear system for increased torque
- Ergonomic cushion grip insulates against cold and vibration
- Adjustable rear exhaust allows user to direct airflow away from work area
- 10-position power/speed regulator allows easy RPM adjustment
- Paddle-style trigger for precise speed control



SPPT280-300



PT280-300-11



PT280-301-11



PT280-302-11



PT280-302MP5



PT280-304-11



PT280-305-11



PT280-305-23



PT280-306-11



PT280-306-23

Remove-All Tool Accessory Belts

Stock No.	Description	Maximum Safe Free Speed, RPM	Wheel Diameter, inches (mm)	Width, inches (mm)	Wire Style
SPPT280-300	Wheel Hub Set	4,000	4 (102)	9/10 and 1-1/5 (23 and 30)	—
PT280-300-11	Hub	4,000	4 (102)	.4 (10)	—
PT280-301-11	Wire Wheel (Coarse)	4,000	4 (102)	.4 (10)	Bent, sharpened spring steel tips
PT280-301-23	Wire Wheel (Coarse)	4,000	4 (102)	23 (584)	Bent, sharpened spring steel tips
PT280-301MP5	Wire Wheel (Coarse)	4,000	4 (102)	23 (584)	Bent, sharpened hardened spring steel tips
PT280-302-11	Wire Wheel (Fine)	4,000	4 (102)	.4 (10)	Straight, hardened spring steel tips
PT280-302-23	Wire Wheel (Fine)	4,000	4 (102)	23 (584)	Straight, hardened spring steel tips
PT280-302MP5	Wire Wheel (Fine)	4,000	4 (102)	23 (584)	Straight, hardened spring steel tips
PT280-303-30	Rubber Eraser Wheel	3,500	4.13 (104.9)	30 (762)	Rubber Eraser
PT280-303MP3	Rubber Eraser Wheel	3,500	4.13 (104.9)	30 (762)	Rubber Eraser
PT280-304-23	Stainless Steel Wire Wheel (Fine)	4,000	4 (102)	23 (584)	Straight tip stainless-steel
PT280-304-11	Stainless Steel Wire Wheel (Fine)	4,000	4 (102)	.4 (10)	Straight, hardened stainless-steel tips
PT280-305-11	Stainless Steel Wire Wheel (Coarse)	4,000	4 (102)	.4 (10)	Bent, sharpened stainless-steel tips
PT280-305-23	Stainless Steel Wire Wheel (Coarse)	4,000	4 (102)	23 (584)	Bent, sharpened stainless-steel tips
PT280-306-11	Wire Wheel (Medium)	4,000	4 (102)	.4 (10)	Bent, sharpened spring steel tips
PT280-306-23	Wire Wheel (Medium)	4,000	4 (102)	23 (584)	Bent, sharpened spring steel tips

AIR/CORDLESS TOOL BOOTS



AT570B00T



YA972



MG725B00T



MG325B00T



YA975



AT370B00T



PH3050RB00T



FAR7000B00T



AT380B00T



CTB8172B00T



CT6850MRB00T

Protective Boots

Description	Size	Power Tool	Stock No.
Air Impact Wrench Boots	1/4" Sq. Drive	AT225B Series	YA975
		AT321	AT321-44
		AT360	AT360-25
	3/8" Sq. Drive	AT365	AT365B00T
		AT370	AT370B00T
		AT380 Series	AT380B00T
		CT30 Series	YA968
		MG31	MG31B00T
		MG325 Series	MG325B00T*
		AT355A	YA977
		IM31 Series	YA877A
		IM32 Series	YA1032
		1/2" Sq. Drive	AT123 Series
	IMC500		IMC500B00T
	AT560		AT560B00T
	AT570		AT570B00T
	AT600		AT600-23
	MG725 Series		MG725B00T*
	PT850		PT850B00T*
	AT500C, AT500D		YA972
	IM51 Series / IM510 Series		YA848
	IM5100 Series		YA978
	IM6100 Series/ IM6500HP		YA980
	3/4" Sq. Drive	IM75	YA770
		AT670	AT670B00T
		AT760	AT760B00T
		MG1200, MG1250 Series	MG1200B00T
AT775, AT775L		YA979	
XT7100 Series		XT7100B00T	
Air Hammer Boots	—	AT2050	AT2050B00T
		PH3050, PH3050A, PH3050B	PH3050RB00T
		PH2045, PH2050	YA20500

*Colors Available

Description	Size	Power Tool.	Stock No.
Ratchet Boots	1/4" Sq. Drive, 3/8" Sq. Drive	AT200 Series, AT205 Series	AT200D22A,
		PTR200A, FAR2500, FAR2505, PTR205A, PTR215A, PTR225A, and all 14.4 V ratchets, including CTR814, CTR817, CTR861, CTR867, CTR762 and CTR768	YA905
	1/2" Sq. Drive, 3/8" Sq. Drive	AT700 Series, AT702, AT705 Series	AT700E49A
	1/4" Sq. Drive	FAR25, FAR25A	YA888
	3/8" Sq. Drive	FAR7000	FAR7000B00T
		FAR7200, FAR72B, FAR72C, ETB14460A	YA889A
	Air Drill Boots	3/8" Capacity	AT3000
AT5000			AT5000B00T
PDR3A, PDR3000, PDR3001			YA883
PDR5A, PDR5000, PDR5001			YA885
Battery Boot			14.4 V
18 V	CTB8172 Series	CTB8172B00T*	
	CTB4185, CTB4187 Series	CTB4185B00T	
CTB7185, CTB8185	CTB8185B00T		
	Air Impact Wrench Boot (Blue-Point®)	3/8" Sq. Drive	CT3110, CT3110HP Series
Cordless Impact Wrench Boot	3/8" Sq. Drive, 1/2" Sq. Drive	CT310 Series, CT3450, CT3850 Series	YA982
		CT4850, CT6850, CT6855 Series	CT4850B00T
	CT4410A Series	CT4410AGB00T	
	CT4410A Series	CT4410B00T	
	CT6850 Series	CT6850MRB00T	
	1/2" Sq. Drive	CT7850 Series	CT7850B00T
		CT8850, CT6818 Series	CT8850B00T*
		CT9050 Series	CT9050B00T
		CT9075, CT9080 Series	CT9075B00T
		CT8810, CT8815, CT4415, CT4818	CT8810B00T*
	3/8" Sq. Drive	CT761 Series	CT761B00T*
		CT861 Series	CT861B00T
	CT9010	CT9010B00T	

*Colors Available

Colors Available



* ADD SUFFIX TO STOCK NUMBER FOR SPECIAL COLORS.



- Use only accessories intended for each tool.
- Do not use accessories above their maximum recommended RPM.
- Do not use chipped or damaged accessories.
- Read Safety Precautions on pages W1-W4

DRILL ACCESSORIES



PTND4KA



PTNDM4KA



PTND5K

Magnetic Power Nut Drivers

- Magnets keep ferrous metal fasteners positioned in the driver
- High-grade alloy material for long-lasting durability
- Storage case keeps tools organized under the hood and on the bench

Stock No.	Description
PTND4KA516	5/16 SAE Magnetic Power Nut Setter
PTND4KA14	1/4" SAE Magnetic Power Nut Setter (Blue-Point®)
PTND4KA12	1/2" SAE Magnetic Power Nut Setter
PTND4KA38	3/8" SAE Magnetic Power Nut Setter (Blue-Point®)
PTNDM4KA8	8 mm Metric Magnetic Power Nut Setter (Blue-Point®)
PTNDM4KA10	10 mm Metric Magnetic Power Nut Setter (Blue-Point®)
PTNDM4KA12	12 mm Metric Magnetic Power Nut Setter
PTNDM4KA14	14 mm Metric Magnetic Power Nut Setter (Blue-Point®)
PTND5K716	7/16" SAE Magnetic Power Nut Setter (Blue-Point®)

PTND4KA 4 pc SAE Magnetic Power Nut Setter Set

- Includes (4) magnetic power nut setters (1/4 , 5/16 , 3/8 and 1/2") in a storage case
- Magnets keep ferrous metal fasteners positioned in the driver
- High-grade alloy material for long-lasting durability

PTNDM4KA 4 pc Metric Magnetic Power Nut Setter Set

- Includes (4) magnetic power nut setters (8, 10, 12 and 14 mm) in a storage case
- Magnets keep ferrous metal fasteners positioned in the driver
- High-grade alloy material for long-lasting durability

PTND5K 5 pc SAE Magnetic Nut Driver Set (Blue-Point®)

- Includes (5) magnetic power nut setters (1/4 , 5/16 , 3/8, 7/16 and 1/2") in a storage case
- All drivers 2-1/2" long
- Magnets keep ferrous metal fasteners positioned in the driver
- High-grade alloy material for long-lasting durability
- Storage case to keep the tools organized under the hood and on the bench



AT3000-26



DC15014



DC15038



DCBP500



PD30-3

Drill Accessories

AT3000-26 3/8" Keyless Chuck

- Use for AT3000 air drill

AT5000-6 Drill Chuck

- 1/2" keyed chuck fits AT5000
- Thread size 1/2"-20;
- Capacity 1/16" 1/2"
- Key not included

AT5000-6-1 Chuck Key

- 1/2" chuck key for AT5000

AT825-7 Chuck Key

- Chuck Key, 1/4"

DC150 8 pc Chuck Set (Blue-Point®)

- Includes 1/4" and 3/8" drill chucks, a chuck key and (5) stubby drill bits in 1/8, 3/16, 1/4, 5/16 and 3/8" sizes
- Includes a storage case

DC15014 1/4" Drill Chuck (Blue-Point®)

- Converts 1/4" drive impact wrenches to three-jaw, drill type chuck operation for impact drilling

DC15038 3/8" Drill Chuck (Blue-Point®)

- Converts 3/8" drive impact wrenches to three-jaw, drill type chuck operation for impact drilling

DC205989 S2A Chuck Key

- Use for DC208881 drill chuck

DC317255 3/8" Drill Chuck (For PDR3A)

- 3/8" chuck fits AT3000 drill
- Thread size 3/8"-24;
- Capacity 1/32" 3/8"
- Includes PD3A3 chuck key

DCBP500 1/2" Keyless Chuck

- Use on AT5000 air drill

DC64527 1/2" Drill Chuck

- 1/2" chuck fits AT3000 drill
- Thread size 3/8"-24;
- Capacity 1/16"-1/2"
- Includes PD30-3 chuck key

PD30-3 Chuck Key

- For PDR3A drill

PD3A3 Chuck Key

- 3/8" chuck key for PDR3A and AT800 drills

DRILL ACCESSORIES

Double Square Bit

BTSS620 Double Square Power Bit

- Provides extra clearance and minimizes tool contact with the work surface
- Minimizes potential damage to painted panels on RVs and trailers
- Ideal for use with all types of drills
- 6" long



BTSS620

Drill Accessories

DC150 8 pc Chuck Set (Blue-Point®)

- Includes 1/4" and 3/8" drill chucks, a chuck key and (5) stubby drill bits in 1/8, 3/16, 1/4, 5/16 and 3/8" sizes
- Includes a storage case



DC150

BIT SETS (Blue Point®)

Power Bit Sets

YA52PBSQC 52 pc Power Bit Set (Blue-Point®)

- For use with Snap-on® cordless screwdrivers and other power drivers
- Includes (7) six-lobe star (tamper-proof) insert bits, (3) square insert bits, (4) PHILLIPS® insert bits, (4) slotted insert bits, (7) hex insert bits, (2) clutch insert bits, (6) six-lobe star (tamper-proof) power bits, (3) square power bits, (3) PHILLIPS® power bits, (3) slotted power bits, (3) hex power bits, (3) socket adaptors, (1) quick-change chuck, (2) PHILLIPS® double end bits and (1) square bit holder in a storage case



YA52PBSQC

CTS561BITSET 23 pc 1/4" Drive Quick-Change Bit Set (Blue-Point®)

- For use with Snap-on® cordless screwdrivers and other power drivers
- Manufactured from industrial-grade tool steel
- Includes (22) bits (all 3" long), plus a 1/4" square drive (2" long)
- Includes PHILLIPS® bits #0, #1, #2; flat tip bits 5/32", 3/16", 7/16", 1/4", 9/32"; TORX® bits T10, T15, T20, T25, T27, T30, T40; hex bits 3/32", 7/64, 1/8", 5/32", 3/16", 7/32" and 1/4" in a storage case



CTS561BITSET

PTB32K 32 pc 1/4" Hex Shank Power Bit Set (Blue-Point®)

- For use with Snap-on® cordless screwdrivers and other power drivers
- Includes (2) adaptors, (5) flat tip bits 5/32–9/32", (7) hex bits 3/32–1/4", (4) PHILLIPS® bits 0, 1, 2 and 3, (4) Pozidriv® bits 0, 1, 2 and 3, (7) TORX® tamper-resistant bits T10–T40, (3) square bits 0, 1 and 2
- Storage case clearly indicates bit type and size



PTB32K

SPECIALIZED DRILL BITS

90° Angle Drill Set

YA 409 90° Angle Drill Kit (Blue-Point®)

- Allows drilling up to 1/4" holes in confined areas by positioning the bit at a 90° angle to the drill
- Threaded drill bits provide consistent concentricity and eliminate slippage
- Includes YA409 Drive unit; chucking spud; YA409-316M 3/16" bit (1-1/4" long); YA409-18L 1/8" bit (2-1/8" long); YA409-332L 3/32" bit (2-1/8" long); YA409-18M 1/8" bit (1-1/4" long); YA409-532M 5/32" bit (1-1/4" long); YA409-18S 1/8" bit (3/4" long); YA409-15 Storage Case



YA409



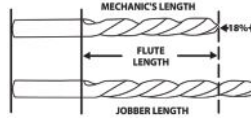
- Do not use bits with impact driver.
- Read Safety Precautions on pages W1–W4

DRILL BITS



DBTBC121

DBTBC129



ThunderBit® Cobalt, 135° Split Point

- For drilling at higher speeds in tougher drilling conditions
- Feature 135° split points for easier drill starting without the need for center punching
- Heavy-duty web construction for higher strength and less breakage
- Improved chip ejection through a specially engineered flute design

Stock No.	Size, inches	Set Contains:	
DBTBC1/16 [‡]	1/16	•	•
DBTBC5/64 [‡]	5/64	•	•
DBTBC3/32 [‡]	3/32	•	•
DBTBC7/64 [‡]	7/64	•	•
DBTBC1/8 [‡]	1/8	•	•
DBTBC9/64 [‡]	9/64	•	•
DBTBC5/32 [‡]	5/32	•	•
DBTBC11/64 [‡]	11/64	•	•
DBTBC3/16 [‡]	3/16	•	•
DBTBC13/64 [‡]	13/64	•	•

Stock No.	Size, inches	Set Contains:	
DBTBC7/32 [‡]	7/32	•	•
DBTBC15/64 [‡]	15/64	•	•
DBTBC1/4 [‡]	1/4	•	•
DBTBC17/64 [‡]	17/64	•	•
DBTBC9/32 [‡]	9/32	•	•
DBTBC19/64 [‡]	19/64	•	•
DBTBC5/16 [‡]	5/16	•	•
DBTBC21/64 [‡]	21/64	•	•
DBTBC11/32 [‡]	11/32	•	•
DBTBC23/64 [‡]	23/64	•	•

Stock No.	Size, inches	Set Contains:	
DBTBC3/8 [‡]	—	•	•
DBTBC25/64 [‡]	25/64		•
DBTBC13/32 [‡]	13/32		•
DBTBC27/64 [‡]	27/64		•
DBTBC7/16 [‡]	7/16		•
DBTBC15/32 [‡]	15/32		•
DBTBC29/64 [‡]	29/64		•
DBTBC31/64 [‡]	31/64		•
DBTBC1/2 [‡]	1/2		•
B121B [‡]	Metal Index	•	
B129B [‡]	Metal Index		•

DBTBC121[‡] 21 pc Cobalt ThunderBit® 135° Split Point Drill Bit Set (1/16–3/8")

- Includes DBTBC1/16–DBTBC3/8 in a metal drill index

DBTBC129[‡] 29 pc Cobalt ThunderBit® 135° Split Point Drill Bit Set (1/16–1/2")

- Includes DBTBC1/16–DBTBC1/2 in a metal drill index
- Bits drill at higher speeds in tougher drilling conditions
- 135° split points for easier drill starting without the need for center punching
- Heavy-duty web construction for higher strength and less breakage
- Improved chip ejection through a specially engineered flute design



DBTBM125K



ThunderBit® Metric High-Speed Steel, 135° Split Point

- 135° split points for easier drill starting without the need for center punching
- Semi-parabolic design provides improved chip and shaving ejection away from the hole to reduce heat on the bit
- Made with M2 premium high-speed steel
- Black and gold finish for multiple applications

Stock No.	Size, mm	Length, mm (inches)	Set Contains:
DBTBM1 [‡]	1	41 (1.61)	•
DBTBM1.5 [‡]	1.5	48 (1.89)	•
DBTBM2 [‡]	2	51 (2.01)	•
DBTBM2.5 [‡]	2.5	60 (2.36)	•
DBTBM3 [‡]	3	70 (2.76)	•
DBTBM3.5 [‡]	3.5	73 (2.87)	•
DBTBM4 [‡]	4	83 (3.27)	•
DBTBM4.5 [‡]	4.5	86 (3.39)	•
DBTBM5 [‡]	5	92 (3.62)	•

Stock No.	Size, mm	Length, mm (inches)	Set Contains:
DBTBM5.5 [‡]	5.5	95 (3.74)	•
DBTBM6 [‡]	6	102 (4.02)	•
DBTBM6.5 [‡]	6.5	105 (4.13)	•
DBTBM7 [‡]	7	105 (4.13)	•
DBTBM7.5 [‡]	7.5	111 (4.37)	•
DBTBM8 [‡]	8	114 (4.49)	•
DBTBM8.5 [‡]	8.5	121 (4.76)	•
DBTBM9 [‡]	9	124 (4.88)	•
DBTBM9.5 [‡]	9.5	127 (5)	•

Stock No.	Size, mm	Length, mm (inches)	Set Contains:
DBTBM10 [‡]	10	130 (5.12)	•
DBTBM10.5 [‡]	10.5	133 (5.24)	•
DBTBM11 [‡]	11	140 (5.51)	•
DBTBM12 [‡]	12	149 (5.87)	•
DBTBM12.5 [‡]	12.5	152 (5.98)	•
DBTBM13 [‡]	13	152 (5.98)	•

ThunderBit® High Speed Steel, 135° Split Point

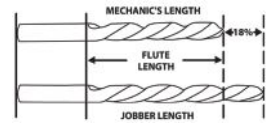
- Industrial-grade steel with bronze-oxide surface treatment
- Bits will drill at higher speeds in tougher drilling conditions
- 135° split points for easier drill starting without the need for center punching
- Heavy-duty web construction for higher strength and less breakage
- Improved chip ejection through a specially engineered flute design



DBTB121



DBTB129



Stock No.	Size, inches	Set Contains:	
		DBTB121 [‡]	DBTB129 [‡]
DBTB1/16 [‡]	1/16	•	•
DBTB1/2 [‡]	1/2	•	•
DBTB1/4 [‡]	1/4	•	•
DBTB1/8 [‡]	1/8	•	•
DBTB11/32 [‡]	11/32	•	•
DBTB11/64 [‡]	11/64	•	•
DBTB13/32 [‡]	13/32	•	•
DBTB13/64 [‡]	13/64	•	•
DBTB15/32 [‡]	15/32	•	•
DBTB15/64 [‡]	15/64	•	•

Stock No.	Size, inches	Set Contains:	
		DBTB121 [‡]	DBTB129 [‡]
DBTB17/64 [‡]	17/64	•	•
DBTB19/64 [‡]	19/64	•	•
DBTB21/64 [‡]	21/64	•	•
DBTB23/64 [‡]	23/64	•	•
DBTB25/64 [‡]	25/64	•	•
DBTB27/64 [‡]	27/64	•	•
DBTB29/64 [‡]	29/64	•	•
DBTB3/16 [‡]	3/16	•	•
DBTB3/32 [‡]	3/32	•	•
DBTB3/8 [‡]	3/8	•	•

Stock No.	Size, inches	Set Contains:	
		DBTB121 [‡]	DBTB129 [‡]
DBTB31/64 [‡]	31/64	•	•
DBTB5/16 [‡]	5/16	•	•
DBTB5/32 [‡]	5/32	•	•
DBTB5/64 [‡]	5/64	•	•
DBTB7/16 [‡]	7/16	•	•
DBTB7/32 [‡]	7/32	•	•
DBTB7/64 [‡]	7/64	•	•
DBTB9/32 [‡]	9/32	•	•
DBTB9/64 [‡]	9/64	•	•
B121B [‡]	Metal Index	•	•
B129F [‡]	Metal Index	•	•

DBTB121[‡] 21 pc Jobber Length ThunderBit® High-Speed 135° Split Point Drill Bit Set (1/16–3/8")

- Includes DBTB1/16–DBTB3/8 (21 bits) in a metal drill index

DBTB129[‡] 29 pc Jobber Length ThunderBit® High-Speed 135° Split Point Drill Bit Set (1/16–1/2")

- Includes 1/16–1/2" in a metal drill index

Mechanic's Length, 135° Point with Three-Flat Shank

Stock No.	Size, inches	Set Contains:	
		DBTR11 [‡]	DBTR129 [‡]
DBTR1/16 [‡]	1/16	•	•
DBTR5/64 [‡]	5/64	•	•
DBTR3/32 [‡]	3/32	•	•
DBTR7/64 [‡]	7/64	•	•
DBTR1/8 [‡]	1/8	•	•
DBTR9/64 [‡]	9/64	•	•
DBTR5/32 [‡]	5/32	•	•
DBTR11/64 [‡]	11/64	•	•
DBTR3/16 [‡]	3/16	•	•
DBTR13/64 [‡]	13/64	•	•
DBTR7/32 [‡]	7/32	•	•
DBTR15/64 [‡]	15/64	•	•
DBTR1/4 [‡]	1/4	•	•
DBTR17/64 [‡]	17/64	•	•
DBTR9/32 [‡]	9/32	•	•

Stock No.	Size, inches	Set Contains:	
		DBTR11 [‡]	DBTR129 [‡]
DBTR19/64 [‡]	19/64	•	•
DBTR5/16 [‡]	5/16	•	•
DBTR21/64 [‡]	21/64	•	•
DBTR11/32 [‡]	11/32	•	•
DBTR23/64 [‡]	23/64	•	•
DBTR3/8 [‡]	3/8	•	•
DBTR25/64 [‡]	25/64	•	•
DBTR13/32 [‡]	13/32	•	•
DBTR27/64 [‡]	27/64	•	•
DBTR7/16 [‡]	7/16	•	•
DBTR29/64 [‡]	29/64	•	•
DBTR15/32 [‡]	15/32	•	•
DBTR31/64 [‡]	31/64	•	•
DBTR1/2 [‡]	1/2	•	•
B128M	Metal Index	•	•
DBTR11-1 [‡]	Kit Bag	•	•



DBTR11



DBTR129

DBTR11[‡] 11 pc High-Speed Mechanic's Length 135° Point with Three-Flat Shank Drill Bit Set

- Includes (11) high-speed mechanic's length 135° point with three flat shank drill bits (1/16, 3/32, 1/8, 5/32, 3/16, 7/32, 1/4, 9/32, 5/16, 11/32 and 3/8") in a kit bag

DBTR129[‡] 29 pc High-Speed Mechanic's Length 135° Point with Three-Flat Shank Drill Bit Set

- Includes (29) drill bits (1/16–1/2") in a metal drill index



[‡]These products can expose you to chemicals which are known to the state of California to cause cancer and reproductive harm. See pages P1–P2 for details.
• Read Safety Precautions on pages W1–W4

DRILL BITS



GA219B

Hole Cutters

GA219B Hole Cutter Kit (Blue-Point®)

- Cuts holes in sheet metal, pipe, plastic and wood up to 1/4" thick
- Special design helps to prevent clogging; cutting doesn't need to be interrupted to clear chips
- Includes (7) high-speed steel cutters (5/16, 3/8, 7/16, 1/2, 9/16, 5/8 and 3/4"), an arbor with a spring-loaded pilot guide, a hex wrench, an extra pilot, stop and spacer washers in a storage case

- GA219A1MP3 5/16" Cutter
- GA219A2MP3 3/8" Cutter
- GA219A3MP3 7/16" Cutter
- GA219A4MP3 1/2" Cutter
- GA219A5MP3 9/16" Cutter
- GA219A7MP3 5/8" Cutter
- GA219A10MP3 3/4" Cutter
- GA219-9A Arbor

- GA219A9A 3/8"-24 Arbor Assembly with Pilot
- GA219B1 Center Punch
- GA219A9-2A Ejector Spring
- GA219A8 Pilot
- GA219A12 3/8 x 7/8" Stop Washer with Flats
- GA219A13 Washer 3/8 x 9/16



DBTRCS11

Cobalt Short Length Drill Bits


Set Contains:

DBTRCS11[†]

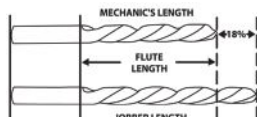
Stock No.	Length, inches	
DBTRCS1/16 [†]	1.65	•
DBTRCS3/32 [†]	1.79	•
DBTRCS1/8 [†]	1.94	•
DBTRCS5/32 [†]	2.13	•
DBTRCS3/16 [†]	2.25	•
DBTRCS7/32 [†]	2.44	•
DBTRCS1/4 [†]	2.58	•
DBTRCS9/32 [†]	2.77	•
DBTRCS5/16 [†]	2.90	•
DBTRCS11/32 [†]	3.10	•
DBTRCS3/8 [†]	3.24	•

DBTRCS11[†] 11 pc Cobalt Short Length Drill Bit Set

- Shorter length bits access tight spaces
- Flats on larger-sized drill bits provide a better grip on the tool in the chuck (3/16–3/8")
- Comes with custom kit bag



DB113C



Jobber Length, 118° Point

Set Contains:

DB113C[†] DB121C[†] DB129C[†]

Stock No.	Size, inches	DB113C [†]	DB121C [†]	DB129C [†]
DBF1/16C [†]	1/16	•	•	•
DBF5/64C [†]	5/64	•	•	•
DBF3/32C [†]	3/32	•	•	•
DBF7/64C [†]	7/64	•	•	•
DBF1/8C [†]	1/8	•	•	•
DBF9/64C [†]	9/64	•	•	•
DBF5/32C [†]	5/32	•	•	•
DBF11/64C [†]	11/64	•	•	•
DBF3/16C [†]	3/16	•	•	•
DBF13/64C [†]	13/64	•	•	•
DBF7/32C [†]	7/32	•	•	•
DBF15/64C [†]	15/64	•	•	•
DBF1/4C [†]	1/4	•	•	•
DBF17/64C [†]	17/64	•	•	•
DBF9/32C [†]	9/32	•	•	•
DBF19/64C [†]	19/64	•	•	•



DB121C

DB129C

DB113C[†] 13 pc High-Speed Jobber Length 118° Point Drill Bit Set

- Includes (13 pc) (1/16–1/4")
- Includes metal drill index

DB121C[†] 21 pc High-Speed Jobber Length 118° Point Drill Bit Set

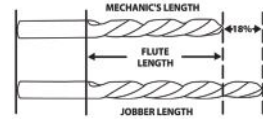
- Includes (21 pc) (1/16–3/8")
- Includes metal drill index

Set Contains: DB113C[†] DB121C[†] DB129C[†]

Stock No.	Size, inches	DB113C [†]	DB121C [†]	DB129C [†]
DBF5/16C [†]	5/16		•	•
DBF21/64C [†]	21/64		•	•
DBF11/32C [†]	11/32		•	•
DBF23/64C [†]	23/64		•	•
DBF3/8C [†]	3/8		•	•
DBF25/64C [†]	25/64			•
DBF13/32C [†]	13/32			•
DBF27/64C [†]	27/64			•
DBF7/16C [†]	7/16			•
DBF29/64C [†]	29/64			•
DBF15/32C [†]	15/32			•
DBF31/64C [†]	31/64			•
DBF1/2C [†]	1/2			•
B113B [†]			•	
B121C [†]	Metal Drill Index		•	
B129C [†]				•

DB129C[†] 29 pc High-Speed Jobber Length 118° Point Drill Bit Set

- Includes (29 pc) (1/16–1/2")
- Includes metal drill index



Jobber Length, Letter Size, 118° Point

DBA126B [‡] Set Contains:		
Stock No.	Decimal Equivalent, inches	
DBAA1A [‡]	.234 (A)	•
DBAA1B [‡]	.238 (B)	•
DBAA1C [‡]	.242 (C)	•
DBAA1D [‡]	.246 (D)	•
DBAA1E [‡]	.250 (E)	•
DBAA1F [‡]	.257 (F)	•
DBAA1G [‡]	.261 (G)	•
DBAA1H [‡]	.266 (H)	•
DBAA1I [‡]	.272 (I)	•
DBAA1J [‡]	.277 (J)	•
DBAA1K [‡]	.281 (K)	•
DBAA1L [‡]	.290 (L)	•
DBAA1M [‡]	.295 (M)	•

DBA126B [‡] Set Contains:		
Stock No.	Decimal Equivalent, inches	
DBAA1N [‡]	.302 (N)	•
DBAA1O [‡]	.316 (O)	•
DBAA1P [‡]	.323 (P)	•
DBAA1Q [‡]	.332 (Q)	•
DBAA1R [‡]	.339 (R)	•
DBAA1S [‡]	.348 (S)	•
DBAA1T [‡]	.358 (T)	•
DBAA1U [‡]	.368 (U)	•
DBAA1V [‡]	.377 (V)	•
DBAA1W [‡]	.386 (W)	•
DBAA1X [‡]	.397 (X)	•
DBAA1Y [‡]	.404 (Y)	•
DBAA1Z [‡]	.413 (Z)	•
B126C [‡]	Metal Index	•



DBA126B

DBA126B[‡] 26 pc High-Speed Jobber Length Letter Size 118° Point Drill Bit Set

- Includes (26 pc) (.234–.413") (A–Z) in a metal index (B126C)

Jobber Length, Metric, 118° Point

DBM125C [‡] Set Contains:		
Stock No.	Size, mm	
DBM1A [‡]	1	•
DBM1.5A [‡]	1.5	•
DBM2.5A [‡]	2.5	•
DBM2A [‡]	2	•
DBM3A [‡]	3	•
DBM3.5A [‡]	3.5	•
DBM4A [‡]	4	•
DBM4.5A [‡]	4.5	•
DBM5A [‡]	5	•
DBM5.5A [‡]	5.5	•
DBM6A [‡]	6	•
DBM6.5A [‡]	6.5	•
DBM7A [‡]	7	•

DBM125C [‡] Set Contains:		
Stock No.	Size, mm	
DBM7.5A [‡]	7.5	•
DBM8A [‡]	8	•
DBM8.5A [‡]	8.5	•
DBM9A [‡]	9	•
DBM9.5A [‡]	9.5	•
DBM10A [‡]	10	•
DBM10.5A [‡]	10.5	•
DBM11A [‡]	11	•
DBM11.5A [‡]	11.5	•
DBM12A [‡]	12	•
DBM12.5A [‡]	12.5	•
DBM13A [‡]	13	•
B125C [‡]	Metal Index	•



DBM125C

DBM125C[‡] 25 pc Jobber Length Metric Size 118° Point Drill Bit Set

- Includes (25 pc) (1–13 mm) in a metal index (B125C)



• Do not use bits with impact drivers.
[‡]These products can expose you to chemicals which are known to the state of California to cause cancer and reproductive harm. See pages P1–P2 for details.
 • Read Safety Precautions on pages W1–W4

WIRE GAUGE DRILL BITS



DB160C



DB120C



B160C

Wire Gauge,
118° Point (Cobalt and
High Speed Steel)

Cobalt	High-Speed Steel	Decimal Equivalent, inches	Length, inches	Set Contains:		
				DBC260A [‡]	DB160C [‡]	DB120C [‡]
Cobalt	High-Speed Steel	Decimal Equivalent, inches	Length, inches	Cobalt	High-Speed	High-Speed
DBCE1A [‡]	DBE1B [‡]	.2280	3-7/8	•	•	
DBCE2A [‡]	DBE2B [‡]	.2210	3-7/8	•	•	
DBCE3A [‡]	DBE3B [‡]	.2130	3-3/4	•	•	
DBCE4A [‡]	DBE4B [‡]	.2090	3-3/4	•	•	
DBCE5A [‡]	DBE5B [‡]	.2055	3-3/4	•	•	
DBCE6A [‡]	DBE6B [‡]	.2040	3-3/4	•	•	
DBCE7A [‡]	DBE7B [‡]	.2010	3-5/8	•	•	
DBCE8A [‡]	DBE8B [‡]	.1990	3-5/8	•	•	
DBCE9A [‡]	DBE9B [‡]	.1960	3-5/8	•	•	
DBCE10A [‡]	DBE10B [‡]	.1935	3-5/8	•	•	
DBCE11A [‡]	DBE11B [‡]	.1910	3-1/2	•	•	
DBCE12A [‡]	DBE12B [‡]	.1890	3-1/2	•	•	
DBCE13A [‡]	DBE13B [‡]	.1850	3-1/2	•	•	
DBCE14A [‡]	DBE14B [‡]	.1820	3-3/8	•	•	
DBCE15A [‡]	DBE15B [‡]	.1800	3-3/8	•	•	
DBCE16A [‡]	DBE16B [‡]	.1770	3-3/8	•	•	
DBCE17A [‡]	DBE17B [‡]	.1730	3-3/8	•	•	
DBCE18A [‡]	DBE18B [‡]	.1695	3-1/4	•	•	
DBCE19A [‡]	DBE19B [‡]	.1660	3-1/4	•	•	
DBCE20A [‡]	DBE20B [‡]	.1610	3-1/4	•	•	
DBCE21A [‡]	DBE21B [‡]	.1590	3-1/4	•	•	
DBCE22A [‡]	DBE22B [‡]	.1570	3-1/8	•	•	
DBCE23A [‡]	DBE23B [‡]	.1540	3-1/8	•	•	
DBCE24A [‡]	DBE24B [‡]	.1520	3-1/8	•	•	
DBCE25A [‡]	DBE25B [‡]	.1495	3	•	•	
DBCE26A [‡]	DBE26B [‡]	.1470	3	•	•	
DBCE27A [‡]	DBE27B [‡]	.1440	3	•	•	
DBCE28A [‡]	DBE28B [‡]	.1405	2-7/8	•	•	
DBCE29A [‡]	DBE29B [‡]	.1360	2-7/8	•	•	
DBCE30A [‡]	DBE30B [‡]	.1285	2-3/4	•	•	
DBCE31A [‡]	DBE31B [‡]	.1200	2-3/4	•	•	
DBCE32A [‡]	DBE32B [‡]	.1160	2-3/4	•	•	
DBCE33A [‡]	DBE33B [‡]	.1130	2-5/8	•	•	
DBCE34A [‡]	DBE34B [‡]	.1110	2-5/8	•	•	
DBCE35A [‡]	DBE35B [‡]	.1100	2-5/8	•	•	
DBCE36A [‡]	DBE36B [‡]	.1065	2-1/2	•	•	
DBCE37A [‡]	DBE37B [‡]	.1040	2-1/2	•	•	
DBCE38A [‡]	DBE38B [‡]	.1015	2-1/2	•	•	
DBCE39A [‡]	DBE39B [‡]	.0995	2-3/8	•	•	
DBCE40A [‡]	DBE40B [‡]	.0980	2-3/8	•	•	

Cobalt	High-Speed Steel	Decimal Equivalent, inches	Length, inches	Set Contains:		
				DBC260A [‡]	DB160C [‡]	DB120C [‡]
Cobalt	High-Speed Steel	Decimal Equivalent, inches	Length, inches	Cobalt	High-Speed	High-Speed
DBCE41A [‡]	DBE41B [‡]	.0960	2-3/8	•	•	
DBCE42A [‡]	DBE42B [‡]	.0935	2-1/4	•	•	
DBCE43A [‡]	DBE43B [‡]	.0890	2-1/4	•	•	
DBCE44A [‡]	DBE44B [‡]	.0860	2-1/8	•	•	
DBCE45A [‡]	DBE45B [‡]	.0820	2-1/8	•	•	
DBCE46A [‡]	DBE46B [‡]	.0810	2-1/8	•	•	
DBCE47A [‡]	DBE47B [‡]	.0785	2	•	•	
DBCE48A [‡]	DBE48B [‡]	.0760	2	•	•	
DBCE49A [‡]	DBE49B [‡]	.0730	2	•	•	
DBCE50A [‡]	DBE50B [‡]	.0700	2	•	•	
DBCE51A [‡]	DBE51B [‡]	.0670	2	•	•	
DBCE52A [‡]	DBE52B [‡]	.0635	1-7/8	•	•	
DBCE53A [‡]	DBE53B [‡]	.0595	1-7/8	•	•	
DBCE54A [‡]	DBE54B [‡]	.0550	1-7/8	•	•	
DBCE55A [‡]	DBE55B [‡]	.0520	1-7/8	•	•	
DBCE56A [‡]	DBE56B [‡]	.0465	1-3/4	•	•	
DBCE57A [‡]	DBE57B [‡]	.0430	1-3/4	•	•	
DBCE58A [‡]	DBE58B [‡]	.0420	1-5/8	•	•	
DBCE59A [‡]	DBE59B [‡]	.0410	1-5/8	•	•	
DBCE60A [‡]	DBE60B [‡]	.0400	1-5/8	•	•	
	DBE61B [‡]	.0390	1-5/8			•
	DBE62B [‡]	.0380	1-1/2			•
	DBE63B [‡]	.0370	1-1/2			•
	DBE64B [‡]	.0360	1-1/2			•
	DBE65B [‡]	.0350	1-1/2			•
	DBE66B [‡]	.0330	1-3/8			•
	DBE67B [‡]	.0320	1-3/8			•
	DBE68B [‡]	.0310	1-3/8			•
	DBE69B [‡]	.0292	1-3/8			•
	DBE70B [‡]	.0280	1-1/4			•
	DBE71B [‡]	.0260	1-1/4			•
	DBE72B [‡]	.0250	1-1/8			•
	DBE73B [‡]	.0240	1-1/8			•
	DBE74B [‡]	.0225	1 (25.4)			•
	DBE75B [‡]	.0210	1 (25.4)			•
	DBE76B [‡]	.0200	7/8			•
	DBE77B [‡]	.0180	7/8			•
	DBE78B [‡]	.0160	7/8			•
	DBE79B [‡]	.0145	—			•
	DBE80B [‡]	.0135	—			•
B160C[‡]	Metal Drill Bit Index			•	•	

DBC260A[‡] 60 pc Cobalt Wire Gauge 118° Point Drill Bit Set

- Includes (60 pc) (.2280–.0400")
- Includes metal drill index

DB160C[‡] 60 pc High-Speed Steel Wire Gauge 118° Point Drill Bit Set

- Includes (60 pc) (.2280–.0400")
- Includes metal drill index

DB120C[‡] 20 pc High-Speed Wire Gauge 118° Point Drill Bit Set

- Includes (20 pc) (.0390–.0135")
- Includes metal drill index

Jobber Length, Cobalt, 135° Point (Blue-Point®)

Stock No.	Size, inches	Stock No.	Size, inches
DBBPC1/16	1/16	DBBPC15/64	15/64
DBBPC5/64	5/64	DBBPC1/4	1/4
DBBPC3/32	3/32	DBBPC17/64	17/64
DBBPC7/64	7/64	DBBPC9/32	9/32
DBBPC1/8	1/8	DBBPC19/64	19/64
DBBPC9/64	9/64	DBBPC5/16	5/16
DBBPC5/32	5/32	DBBPC21/64	21/64
DBBPC11/64	11/64	DBBPC11/32	11/32
DBBPC3/16	3/16	DBBPC23/64	23/64
DBBPC13/64	13/64	DBBPC3/8	3/8
DBBPC7/32	7/32		



DBBPC21

DBBPC21 21 pc Cobalt Drill Bit Set (Blue-Point®)

- Ideal for drilling low- and medium-carbon steel, plus steel alloy
- 135° split point penetrates on contact and prevents walking of the bit
- Jobber length for access in tight locations
- Cobalt construction for higher temperature applications
- Use CL6 Cutting Oil to maximize drill bit life
- Includes DBBPC1/16–DBBPC3/8 (1/16–3/8") in metal drill bit index

Jobber Length, High-Speed Steel, 135° Point (Blue-Point®)

Stock No.	Size, inches	Stock No.	Size, inches
DBBP1/16	1/16	DBBP15/64	15/64
DBBP5/64	5/64	DBBP1/4	1/4
DBBP3/32	3/32	DBBP17/64	17/64
DBBP7/64	7/64	DBBP9/32	9/32
DBBP1/8	1/8	DBBP19/64	19/64
DBBP9/64	9/64	DBBP5/16	5/16
DBBP5/32	5/32	DBBP21/64	21/64
DBBP11/64	11/64	DBBP11/32	11/32
DBBP3/16	3/16	DBBP23/64	23/64
DBBP13/64	13/64	DBBP3/8	3/8
DBBP7/32	7/32		



DBBP21

DBBP21 21 pc HSS Drill Bit Set (Blue-Point®)

- Includes (21) drill bits (1/16–3/8")
- Includes metal drill index

Jobber Length, HSS Titanium Coated, 135° Point (Blue-Point®)

Stock No.	Size, inches	Stock No.	Size, inches
DBBPT1/16	1/16	DBBPT11/64	11/64
DBBPT5/64	5/64	DBBPT3/16	3/16
DBBPT3/32	3/32	DBBPT13/64	13/64
DBBPT7/64	7/64	DBBPT7/32	7/32
DBBPT1/8	1/8	DBBPT15/64	15/64
DBBPT9/64	9/64	DBBPT1/4	1/4
DBBPT5/32	5/32		



DBBPT13

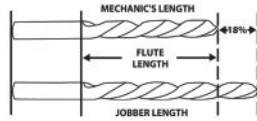
DBBPT13 13 pc HSS Titanium-Coated Drill Bit Set (Blue-Point®)

- Ideal for drilling aluminum, copper, plastic and cast iron
- Titanium-coated high-speed steel for heavy-duty applications
- Designed for increased speed and feed rates
- 135° point
- Titanium coating resists rust
- Use CL6 Cutting Oil to maximize drill bit life
- Includes DBBPT1/16–DBBPT1/4 (1/16–1/4") in metal drill bit index



‡These products can expose you to chemicals which are known to the state of California to cause cancer and reproductive harm. See pages P1–P2 for details.
• Read Safety Precautions on pages W1–W4

SPECIALIZED DRILL BITS



DBD110A



DBD1/8AMP10

Double-Ended, 135° Split Point

Set Contains: **DBD110A[‡]**

Stock No.	Description	Size	
DBD7/64A[‡]	7/64" Double Ended Drill Bit	7/64"	•
DBD1/8A[‡]	1/8" Double Ended 135° Split Point Drill Bit	1/8"	•
DBD9/64A[‡]	9/64" Double Ended Drill Bit	9/64"	•
DBD5/32A[‡]	5/32" Double Ended Drill Bit	5/32"	•
DBD3/16A[‡]	3/16" Double Ended 135° Split Point Drill Bit	3/16"	•
DBD7/32A[‡]	7/32" Double Ended Drill Bit	7/32"	•
DBD1/4A[‡]	1/4" Double Ended 135° Split Point Drill Bit	1/4"	•
DBD11A[‡]	#11 Double Ended Drill Bit	#11	•
DBD20A[‡]	#20 Double Ended Drill Bit	#20	•
DBD30A[‡]	#30 Double Ended Drill Bit	#30	•

DBD110A[‡] 10 pc Double-Ended 135° Split Point Drill Bit Set

- Includes (10 pc) (7/64–1/4", #11, #20 and #30)
- Includes a plastic pouch

DBD1/8AMP10[‡] 1/8" Double-Ended 135° Split Point Drill Bit

- Used for pop rivet applications and drilling thin sheet metal
- 135° split point for fast penetration
- Made from long-lasting high-speed steel
- (10 pc) of DBD1/8A drill bits

Left-Hand Fractional Drill Bits, High Speed Steel



DBLS105B

Stock No.	Size, inches
DBLS1/8B[‡]	1/8
DBLS3/16B[‡]	3/16
DBLS1/4B[‡]	1/4

Stock No.	Size, inches
DBLS5/16B[‡]	5/16
DBLS11/32B[‡]	11/32

DBLS105B[‡] 5 pc Left-Hand High-Speed Drill Bit Set

- Use left-hand drill bits to make a hole in the broken screw before the extractor is inserted
- Left-hand drill bits tend to loosen screws for easier removal
- Set includes (5) drill bits (1/8–11/32) in a plastic pouch

Left-Hand Fractional Drill Bits, Cobalt



DBCL105B

Set Contains: **DBCL105B[‡]**

Stock No.	Size, inches	
DBCL5/64B[‡]	5/64	•
DBCL7/64B[‡]	7/64	•
DBCL5/32B[‡]	5/32	•
DBCL3/16A[‡]	3/16	
DBCL1/4B[‡]	1/4	•
DBCL9/32A[‡]	9/32	
DBCL1/2A[‡]	1/2	
DBCL19/64B[‡]	19/64	•

Set Contains: **DBCL105B[‡]**

Stock No.	Size, inches	
DBCL5/16A[‡]	5/16	
DBCL11/32A[‡]	11/32	
DBCL3/8A[‡]	3/8	
DBCL13/32A[‡]	13/32	
DBCL7/16A[‡]	7/16	
DBCL15/32A[‡]	15/32	
DBCL1/2A[‡]	1/2	

DBCL105B[‡] 5 pc Left-Hand Cobalt Drill Bit Set

- Use left-hand drill bits to make a hole in the broken screw before the extractor is inserted
- Left-hand drill bits tend to loosen screws for easier removal
- Set includes DBCL5/64B, DBCL7/64B, DBCL5/32B, DBCL1/4B and DBCL19/64B drill bits in a plastic pouch

Stock No.	Size, inches	Set Contains:	
		DBH1B	DBH7B
DBH1/16B	1/16	•	•
DBH3/32B	3/32	•	•
DBH1/8B	1/8	•	•
DBH5/32B	5/32	•	•
DBH3/16B	3/16	•	•
DBH7/32B	7/32	•	•
DBH1/4BB	1/4	•	•
DBH9/32B	9/32	•	
DBH5/16B	5/16	•	
DBH11/32B	11/32	•	
DBH3/8B	3/8	•	

DBH7B 7 pc Hex Shank Drill Bit Set

- Includes (7 pc) DBH1/16B–DBH1/4BB (1/16–1/4") in DBH7B-1 kit bag

DBH11B 11 pc Hex Shank Drill Bit Set

- Includes DBH1/16B–DBH3/8B (1/16–3/8") in DBH11B-1 kit bag



DBH7B



DBH11B

Hex Shank Drill Bits

- Black-oxide finish prevents rust and reduces operating temperature
- 118° point provides fast starts and optimal performance in thin-gauge material
- Hex drive design provides the ability to quickly adapt to all hex drive chucks
- Tapered fit of drill to hex drive shank eliminates bit wobble or runout to provide easier starting and a more precise hole
- Screw machine length allows the bits to be used in tight spaces
- Made in the US

Left-Hand Short Fractional Drill Bits, Cobalt

Stock No.	Size, inches	Set Contains:	
		DBTRCSL1†	
DBTRCSL1/16†	1/16	•	
DBTRCSL3/32†	3/32	•	
DBTRCSL1/8†	1/8	•	
DBTRCSL5/32†	5/32	•	
DBTRCSL3/16†	3/16	•	
DBTRCSL7/32†	7/32	•	
DBTRCSL1/4†	1/4	•	
DBTRCSL9/32†	9/32	•	
DBTRCSL5/16†	5/16	•	
DBTRCSL11/32†	11/32	•	
DBTRCSL3/8†	3/8	•	

DBTRCSL11† 11 pc Left-Hand Cobalt Short Drill Bit Set with Flats

- Screw machine length for getting into smaller areas
- Flats on larger sized drill bits provide a better grip when used with keyless chucks (3/16–3/8")
- Left-hand flute for removing broken bolts
- Cobalt steel for drilling harder materials
- Bit lengths from 1.7–3.1"
- 11 most popular drill sizes in one set
- Includes (11) bits and a kit bag



DBTRCSL11

90° Angle Drill Set

Size	Set Contains:		
	2-1/8" Long Bit Stock No.	1-1/4" Medium Bit Stock No.	3/4" Short Bit Stock No.
#10	YA409-10L	YA409-10M	YA409-10S
#11	—	—	YA409-11S
#13	—	—	YA409-13S
#20	—	—	YA409-20S
#21	—	—	YA409-21S
#30	YA409-30L	YA409-30M	YA409-30S
1/8"	YA409-18L	YA409-18M	YA409-18S
3/16"	YA409-316L	YA409-316M	YA409-316S
3/32"	YA409-332L	YA409-332M	YA409-332S
#40	YA409-40L	YA409-40M	YA409-40S
5/32"	YA409-532L	YA409-532M	YA409-532S
1/4"	YA409-14L	YA409-14M	YA409-14S

YA409 90° Angle Drill Kit (Blue-Point®)

- Allows drilling up to 1/4" holes in confined areas by positioning the bit at a 90° angle to the drill
- Threaded drill bits provide consistent concentricity and eliminate slippage
- Includes
 - YA409 Drive unit; chucking spud
 - YA409-316M 3/16" bit (1-1/4" long)
 - YA409-18L 1/8" bit (2-1/8" long)
 - YA409-332L 3/32" bit (2-1/8" long)
 - YA409-18M 1/8" bit (1-1/4" long)
 - YA409-532M 5/32" bit (1-1/4" long)
 - YA409-18S 1/8" bit (3/4" long)
 - YA409-15 Storage Case



YA409

YA409-6 Threaded Collet (Blue-Point®)

- Allows the use of 1/4" dia. shank grinding burs and abrasive wheels



†These products can expose you to chemicals which are known to the state of California to cause cancer and reproductive harm. See pages P1–P2 for details.
• Read Safety Precautions on pages W1–W4

SPECIALIZED DRILL BITS

1/2" Reduced-Shank Drill Bit, 118° Point

- Ideal for cutting in low- and medium-tensile strength materials
- Flatted shank provides a more secure grip for the drill chuck



CSE485B

Stock No.	Size, inches	Stock No.	Size, inches
CSE345B [‡]	17/32	CSE475 [‡]	45/64
CSE365B [‡]	9/16	CSE485B [‡]	3/4
CSE375 [‡]	37/64	CSE505B [‡]	25/32
CSE385B [‡]	19/32	CSE525B [‡]	13/16
CSE405B [‡]	5/8	CSE565B [‡]	7/8
CSE425B [‡]	21/32	CSE575 [‡]	59/64
CSE445B [‡]	11/16	CSE605B [‡]	15/16
CSE465B [‡]	23/32	CSE645B [‡]	1

*Use with TDP6 Pipe Tap Set.

Aircraft Length, 135° Split Point

- Extra-long bits for drilling thick materials



DBK7A

Set Contains:

DBK7A[‡]

Stock No.	Size, inches	Flute Length, inches	Length, inches	
DBT1/8A [‡]	1/8	1-5/8	12	•
DBT3/16A [‡]	3/16	2-1/4	12	•
DBT1/4A [‡]	1/4	2-3/4	12	•
DBT5/16A [‡]	5/16	3-1/4	12	•
DBT3/8A [‡]	3/8	3-3/4	12	•
DBT7/16A [‡]	7/16	4	12	•
DBT1/2A [‡]	1/2	4-1/2	12	•

Titanium-Nitride Step Drills

- Titanium-nitride coating creates a surface hardness that makes these tools last 4 to 5 times longer than ordinary drill bits
- Surface coating also reduces friction, resulting in a tool that runs cooler while running dry



YA1TA



YA263A

Step Drills

Set Contains:

YA203A

Stock No.	Size Range	Increments	Shank Size, inches (mm)	Hole Sizes Per Bit	Length, inches
YA1TA	1/8-1/2"	1/32"	1/4 (6.5)	13	3-1/4
YA2TA	3/16-1/2"	1/16"	1/4 (6.5)	6	3-1/4
YA4TA	3/16-7/8"	1/16"	3/8 (10)	12	3
YA1MTA	4-12 mm	1 mm	1/4 (6.5)	9	3-1/4
YA3MTA	6-18 mm	2 mm	3/8 (10)	7	2-5/8
YA4MTA	4-22 mm	2 mm	3/8 (10)	10	3
YA5MTA	5-35 mm	2-3 mm	1/2 (13)	13	3-3/32

Stock No.	Size Range, inches	Increments, inches	Shank Size, inches	Hole Sizes Per Bit	Length, inches
YA261A	1/8-1/2	1/32	1/4	13	3-1/4
YA262A	3/16-1/2	1/16	1/4	6	3-3/8
YA263A	1/4-3/4	1/16	3/8	9	2-5/8
YA265A	3/16-3/8	1/16	1/4	5	1-5/8
YA267A	3/16-7/8	1/16	3/8	12	3
YA266A	9/16-1	1/16	1/2	8	2-1/2

HOLE SAWS



LHS18D



LHS48D



LHS64D



LHS608B



LHS606D

Hole Saws

- High-speed cutting edge is welded to an alloy steel back to absorb shocks
- Cut clean, accurate holes in steel and cast iron pipe, steel plates, aluminum, copper, brass, stainless steel, wood or plastic
- Side slits make it easy to knock out the spent disks

Stock No.	Diameter, inches	Recommended Arbors
LHS18D	9/16	LHS1C, LHS6C
LHS20D	5/8	LHS1C, LHS6C
LHS22D	11/16	LHS1C, LHS6C
LHS24D	3/4	LHS1C, LHS6C
LHS26D	13/16	LHS1C, LHS6C
LHS28D	7/8	LHS1C, LHS6C
LHS30D	15/16	LHS1C, LHS6C
LHS32D	1	LHS1C, LHS6C
LHS34D	1-1/16	LHS1C, LHS6C
LHS36D	1-1/8	LHS1C, LHS6C
LHS38D	1-3/16	LHS1C, LHS6C
LHS40D	1-1/4	LHS3D
LHS42D	1-5/16	LHS3D
LHS44D	1-3/8	LHS3D
LHS46D	1-7/16	LHS3D
LHS48D	1-1/2	LHS3D

Stock No.	Diameter, inches	Recommended Arbors
LHS50D	1-9/16	LHS3D
LHS52D	1-5/8	LHS3D
LHS54D	1-11/16	LHS3D
LHS56D	1-3/4	LHS3D
LHS58D	1-13/16	LHS3D
LHS60D	1-7/8	LHS3D
LHS64D	2	LHS3D
LHS66D	2-1/16	LHS3D
LHS68D	2-1/8	LHS3D
LHS72D	2-1/4	LHS3D
LHS76D	2-3/8	LHS3D
LHS80D	2-1/2	LHS3D
LHS88D	2-3/4	LHS3D
LHS96D	3	LHS3D
LHS128D	4	LHS3D
LHS184D	6	LHS3D

LHS608B[‡] 9 pc Hole Saw and Arbor Kit

- Side slits make it easy to knock out the spent disks
- Includes LHS44D, LHS48D, LHS56D, LHS64D, LHS80D, LHS96D hole saws, LHS6C and LHS3D arbors, LHS8C arbor adaptor and recommended speed chart in a storage case

LHS606D[‡] 7 pc Hole Saw and Arbor Kit

- Side slits make it easy to knock out the spent disks
- Includes LHS24D, LHS28D, LHS32D, LHS36D, LHS40D hole saws, LHS6C arbor, LHS8C arbor adaptor and recommended speed chart in a storage case

HOLE SAWS

Hole Saw Arbors and Pilot Drills

Stock No.	Thread Size	Fits Saws, inches	Fits Drill Chucks, inches	Replacement Pilot Drill
LHS5C	1/2"-20	9/16-1-3/16	1/4	LHS4D
LHS6C	1/2"-20	9/16-1-3/16	3/8	LHS4D
LHS1C	1/2"-20	9/16-1-3/16	1/2	LHS4D
LHS3D	5/8"-18	1-1/4-6	3/8	LHS4D
LHS8C	Arbor Adaptor to Convert 1/2"-20 Thread to 5/8"-18			




DRILLING ACCESSORIES



YA246A

YA246A[†] 13 pc Micro Utility Drill Set (Blue-Point[®])

- Knurled surface at the chuck end of the pin vise provides a sure gripping surface
- Long 1-7/8" drill length
- Includes pin vise and (12) precision HSS twist drills from .0635-.0225", numbers 52-74



B1115A

B1115A Metal Drill Bit Index

- Clearly marked trays hold 115 drill bits and lift to upright position for quick selection
- 14-1/8 L x 4-1/8 W x 2-1/2" D



DEBUR300

DEBUR300 Deburring Tool

- Easily deburrs drilled and machined holes
- Push-button locking collet enables quick, easy blade changes
- Includes (3) round-head deburring blades
- Blades store in the handle of tool
- 6" long



RM125



RM150



RM250

RM125 1/8-3/8" Hex Drive Tapered Reamer

- Compact 3-5/8" length profile provides access to tight locations
- Tough high-speed steel construction with precision cut edges for long life—can be resharpened
- Unique hex-profile for multiple means of use: RMT1 T-Bar (included), socket or palm ratchet
- Each size has an overlap for the largest diameter to the tip of the next reamer size to maintain seamless transitions
- Made in USA

RM150 1/4-9/16" Hex Drive Tapered Reamer

- Same features as the RM125
- Unique hex-profile for multiple means of use: RMT2 T-Bar (included), socket or palm ratchet

RM250 1/2-3/4" Hex Drive Tapered Reamer


SANDER ACCESSORIES

14.4 V MicroLithium Polishing/Prep Tools

Stock No.	Description	Stock No.	Description
ACR2ALUM36	2" ROLOC [®] Abrasive Disc	ACR3HOLDER	3" ROLOC [®] Disc Holder
ACR2ALUM80	2" ROLOC [®] Abrasive Disc	ACR3MEDIUM	3" Medium Surface Prep Disc
ACR2CLEAN	2" Crud Disc	CTPP761-900	Disc Pad
ACR2CORSE	2" Coarse Surface Prep Disc	CTPP761-903	3" Knit Buffing Pad
ACR2HOLDER	2" ROLOC [®] Disc Holder	CTPP761-904	3" Sanding Disc, 36 Grit
ACR2MEDIUM	2" Medium Surface Prep Disc	CTPP761-905	3" Sanding Disc, 80 Grit
ACR3ALUM36	3" ROLOC [®] Abrasive Disc	CTPP761-906	2" ROLOC [®] Blocking Pad
ACR3ALUM80	3" ROLOC [®] Abrasive Disc	CTPP761-907	2" ROLOC [®] Medium Surface Disc
ACR3CLEAN	3" Crud Disc	CTPP761-950	Disc Pad Wrench
ACR3CORSE	3" Coarse Surface Prep Disc	CTPP761-951	ROLOC [®] Adaptor



ACR2ALUM36



ACR2CLEAN




[†]These products can expose you to chemicals which are known to the state of California to cause cancer and reproductive harm. See pages P1-P2 for details.
• Read Safety Precautions on pages W1-W4

SANDER ACCESSORIES



AT401ACCKIT



AT402ACCKIT



AT403ACCKIT

Micro Tool Accessory Kits

AT401ACCKIT Micro Surface Prep Accessory Kit (Blue-Point®)

- 1/4 turn abrasive disc in two different grits helps get the job of removing rust or gasket material done quickly, even in confined areas
- Kit contains all of the consumables needed to restore a Micro Surface Prep Tool Kit back to new
- Includes (1) 2" ROLOC® pad 1/4" x 20T, (1) 3" ROLOC® pad 1/4" x 20T, (5) 2" 40 grit pads and (5) 3" 80 grit pads

AT402ACCKIT Micro Dual Action Sander Accessory Kit (Blue-Point®)

- Fresh backing pad with all the sanding disc needed to work the surface down until it is ready for paint
- Kit contains all of the consumables needed to restore a Micro Dual Action Sander Tool Kit back to new
- Includes (1) 3" hook-and-loop pad 5/16" x 24T, (25) 3" 180 grit pads, (25) 3" 220 grit pads, (10) 3" 320 grit pads and (10) 3" 800 grit pads

AT403ACCKIT Micro Polisher Accessory Kit (Blue-Point®)

- All the pads needed to go from buffing to final polish
- Kit contains all of the consumables needed to restore a Micro Polisher Tool Kit back to new
- Includes (1) 3" hook-and-loop pad 5/16" x 24T, (1) 3" wool pad and (1) foam waffle pad



PS4312-1H

PS4612V-1AH

PS468-34V



AT406CVAC

PSV4312KIT

YA7341

YA7341[†] Bonnet Cleaning Tool

- Run the spur wheels over a buffing pad or bonnet to dislodge and remove dry, hardened polish

GO459-39 Vacuum Adaptor

- Vacuum adaptor for PS4609 and PS4809

Tune-up Kits

PS46-TKA Tune Up Kit

- For PS4612/PS4512 series orbital sanders

Replacement Sander Pads

Stock No.	Size, inches	Type	Style	Use on
PS4312-1H	3	PSA	Vacuum/Non-Vacuum	PSF4312
PS4512-1AH	5	PSA	Non-Vacuum	PS4512
PS4512V-1AH	5	PSA	Vacuum	PS4512
PSO4525-2H	5	Velcro® Brand fasteners	Non-Vacuum	PS4512
PS4512V-2H	5	Velcro® Brand fasteners	Vacuum	PS4512
PS4612V-1AH	6	PSA	Vacuum	PS4612 and PSF4612
PSO4625-2H	6	Velcro® Brand fasteners	Non-Vacuum	PS4612 and PSF4612
AT116-4	6	Velcro® Brand fasteners	Vacuum	PS4612 and PSF4612
PS468-34	6	PSA	Non-Vacuum	PS4609
PS468-34V	6	PSA	Vacuum	PS4609V
PSG468-34HL	6	Velcro® Brand fasteners	Non-Vacuum	PS4609
PS468-34VHL	6	Velcro® Brand fasteners	Vacuum	PS4609V
PS468-35	8	PSA	Non-Vacuum	PS4809
PS468-35V	8	PSA	Vacuum	PS4809V
AT116-3	2	Roloc®	Non-Vacuum	AT401MCA
AT116-4	3	Roloc®	Non-Vacuum	AT401MCA
AT402VEL75MM	3	Hook-and-loop	Non-Vacuum	AT402MCA and AT403MCA
AT406C-27	4	Hook-and-loop	Non-Vacuum	AT406C
PSO4325-2H	3	Velcro® Brand fasteners	Vacuum/Non-Vacuum	PSF4312

Vacuum Adaptor Kits (contains vacuum adaptor and shroud)

Stock No.	Type	Use on
AT406CVAC	Vacuum Kit (AT406C) (Blue-Point®)	AT406C
PSV4312KIT	Vacuum Kit for 3" Sanders	PSF4312

WIRE BRUSHES/FLAP WHEELS (Blue Point®)



Description	Stock No.	Brush Diameter, inches	Shank Size, Arbor Size	Wire Diameter, inches	Maximum Safe Free Speed, RPM
Crimped Wire Brush (Blue-Point®) Crimped for removing carbon from cylinder heads and valve parts	AC2D [‡]	1	1/4	.020	20,000
	AC3D [‡]	3/4	1/4	.020	20,000
Solid End Wire Brush (Blue-Point®) Solid end for cleaning aluminum cylinder heads and transmission parts	AC16D [‡]	3/4	1/4	.006	20,000
Spiral Twist Wire Brush (Blue-Point®) Spiral twist for removing heavy deposits	AC6B [‡]	3/4	1/4	.014	20,000
	AC7E [‡]	1	1/4	.020	20,000
Cup-Type Wire Brush (Blue-Point®) Cup-Type for cleaning wheel rims and scuffing tires	AC240B [‡]	1-3/4	1/4	.012	6,000
Hollow End Crimped Cup Wire Brush (Blue-Point®) Hollow End crimped cup for light-duty cleaning	AC241B [‡]	2-1/2	1/4	.012	6,000
Cup Flared Wire Brush (Blue-Point®) Cup flared for deburring, cleaning hard-to-reach areas and wheel rims, and scuffing tires	AC208A [‡]	1-1/2	1/4	.008	20,000
	AC212A [‡]	1-1/2	1/4	.012	20,000
	AC214A [‡]	2-1/2	1/4	.014	18,000
	AC224A [‡]	3	1/4	.014	15,000
Encapsulated Wire End Wire Brush (Blue-Point®) Encapsulated Wire End Wire Brushes for a consistent stiff brushing action	AC204C [‡]	1/2	1/4	.014	8,000
	AC205C [‡]	3/4	1/4	.014	8,000
	AC206C [‡]	1	1/4	.014	8,000
Single Row Knot-Type Wire Brush (Blue-Point®) Knot-type, single-row wire cup for heavy-duty surface application	AC339A [‡]	3	5/8-11	.020	12,500
	AC341B [‡]	3	5/8-11	.012	7,000
	AC342B [‡]	4	5/8-11	.020	7,000




General Purpose

Description	Stock No.	Brush Diameter, inches	Shank Size, Arbor Size	Wire Diameter, inches	Maximum Safe Free Speed, RPM
Knotted Wire Wheel Brush (Blue-Point®) Heavy-duty cleaning	AC420A [‡]	4	5/8-11	.020	20,000
Crimped Wire Wheel (Blue-Point®) General-purpose cleaner	AC616 [‡]	3	1/4	.0118	20,000
Wire Brush (Blue-Point®) Medium-duty general cleaner	AC17D [‡]	1	1/4	.006	20,000
	AC243 [‡]	3	5/8-11	.014	14,000
End Brush (Blue-Point®) Ideal for cleaning right angles	AC10302 [‡]	1/2	1/4	.014	25,000
	AC10306 [‡]	3/4	1/4	.014	22,000

A24C Arbor, 1/4" Shank, 1/2" Arbor Adaptor (Blue-Point®)

- Adapts electric drill to light-duty grinding and wire brushing: use with wheels and brushes up to 4" in diameter
- 1/4" shank, 1/2" diameter arbor, 1-3/4" length
- 20,000 RPM maximum speed



AC3160FWMP

AC3160FWMP[‡] Flap Wheel (Blue-Point®)

- 3" dia., 60 grit, (10 pack)



ACMANDREL

ACMANDREL Mandrel

- 1/4" stem for use on 2" and 3" flap discs



AC4D

AC4D[‡] Brush



AC239

AC239[‡] 1-1/2" Crimped Cup

- Do not operate without the guard.
- Do not use grinding discs or accessories above their rated RPM.
- Do not use sanding discs or accessories above their maximum rated RPM.
- Do not use wire brushes above their maximum rated RPM.
- Do not use power tool accessories above their maximum rated RPM

[‡]These products can expose you to chemicals which are known to the state of California to cause cancer and reproductive harm. See pages P1-P2 for details.

- Read Safety Precautions on pages W1-W4



CUTTING AND GRINDING ACCESSORIES



ETA125A

ETA125A[†] Grinding Wheel Set

- Use with ET1350/ET1360
- 12,000 RPM maximum speed
- 5 pk



AT154RWHLMPA

AT154RWHLMPA[†] 4" Cutting Wheel (Blue-Point®)

- Aluminum-oxide cutting wheel for all metal types
- 4" dia. with a 3/8" arbor hole
- 21,000 RPM maximum speed



AT215GWSETA

AT215GWSETA 6 pc 2" Grinding Wheel Set (Blue-Point®)

- Replacement grinding wheels for the AT215 angle grinder
- 20,000 RPM maximum speed
- 6 pk



ETA250A

ETA250A[†] Grinding Wheel Set (Blue-Point®)

- 1/4 x 4-1/2 x 7/8"
- Coarse 24 grit
- 12,000 RPM maximum speed



AT415-20B

AT415-20B[†] Grinding Disc

- For the AT415B grinder
- 4" dia. x 3/16" thick with a 5/8" arbor hole
- 12,000 RPM maximum speed
- 5 pk

CARBIDE BURRS



VWB800D



VWB400A



VWBL400



VWB200C

Grinding burrs are ideal for use with Snap-on® die grinders. 1/4" and 1/8" shank burrs are available, all with solid carbide heads. The 1/8" shank units all have a maximum head diameter of 1/8".



Carbide Burrs, 1/4" Shank

	Stock No.	Style (chart)	Shank Length, inches	Flute Length, inches	Head Dia., inches	Recommended RPM Cast Iron	Recommended RPM Stainless				
Carbide Burrs, 1/4" Shank	VWB1C	A	—	5/8	1/4	22,000	23,000	•	•		
	VWB9B	A	—	1	1/2	16,000	24,000				
	VWB2B	B	—	3/4	3/8	18,000	27,000	•	•		
	VWB10B	B	—	1	1/2	16,000	24,000				
	VWB3B	C	—	1/4	5/16	20,000	30,000	•			
	VWB4B	D	—	7/8	1/2	16,000	24,000	•			
	VWB11B	E	—	3/4	3/8	18,000	27,000				
	VWB5B	E	—	1	1/2	16,000	24,000	•	•		
	VWB6B	F	—	3/4	3/8	18,000	27,000	•			
	VWB7B	G	—	1-1/8	1/2	16,000	24,000	•	•		
	VWB12B	G	—	1-1/16	3/8	18,000	27,000				
	VWB8B	H	—	7/8	1/2	16,000	24,000	•			
Long-Reach Carbide Burrs, 1/4" Shank	VWBL401	—	4	—	3/8	14,000	17,000				•
	VWBL402	—	4	—	3/8	14,000	17,000				•
	VWBL403	—	4	—	3/8	14,000	17,000				•
	VWBL404	—	4	—	3/8	14,000	17,000				•
Wide Fluted Carbide Burrs, 1/4" Shank	VWB206C	A	—	1	1/2	15,000	25,000				•
	VWB204C	A	—	3/4	1/4	15,000	25,000				•
	VWB203C	B	—	1	1/2	15,000	25,000				•
	VWB202C	E	—	1	1/2	15,000	25,000				•
	VWB201C	G	—	1-1/8	1/2	15,000	25,000				•
	VWB205C	G	—	1-1/16	3/8	15,000	25,000				•

Set Contains:
 VWB800D
 VWB400A
 VWBL400
 VWB200C

CARBIDE BURRS



Carbide Burrs, 1/8" Shank

Set Contains:

Stock No.	Style (chart)	Flute Length, inches	Recommended RPM Cast Iron	Recommended RPM Stainless	
VWB301B	A	9/16	20,000	75,000	•
VWB302B	B	9/16	20,000	75,000	•
VWB303B	C	1/8	20,000	75,000	•
VWB304B	D	7/32	20,000	75,000	•
VWB305B	E	1/2	20,000	75,000	•
VWB306B	F	3/8	20,000	75,000	•
VWB307B	G	1/2	20,000	75,000	•
VWB308B	H	7/16	20,000	75,000	•

AIR HAMMER ACCESSORIES



Air Hammer Bit Sets

Set Contains:

Stock No.	Description	Applications	Length, inches	Tip, inches			
PHG63B	Air Hammer Ball Joint/Tie Rod Separator	Separating Ball Joints and Tie Rods	7-3/8	13/16 Opening			
PHG69B	Air Hammer Ball Joint/Tie Rod Separator	Separating Ball Joints and Tie Rods	7-3/8	1 Opening			
PHG93B	Ball Joint/Tie Rod Separator	Separating Ball Joints and Tie Rods	8-3/4	1-1/4 Opening			
PHG94B	Ball Joint/Tie Rod Separator	Separating Ball Joints and Tie Rods	7-3/8	5/8 Opening			
PHG64B	Air Hammer Bent End Chisel	Shears Ball Joint Rivets	10-1/2	5/8			
PHG76B	Bushing Cutter	Bushing Cutting	6-1/4	1/2			
PHG21B	Offset Bushing Splitter	Bushing Cutting (Extra Reach)	8-3/8	5/8			
PHG85B	Air Hammer Curved Flat Chisel	Rivet Cutting Work	5-3/4	5/8			
PHG57B	Air Hammer Double-Bladed Panel Cutter	Panel Cutting and Sheet Metal Cutting	6	3/4	•	•	
PHG73B	Air Hammer Drift Punch	Punching Out Pins and other Driving Applications	6-1/2	1/2		•	•
PHG77B	Straight Punch	Punching Out Pins and other Driving Applications (Extra Reach)	18	1/2			
PHG55B	Air Hammer Flat Chisel	Normal Chisel Cutting Applications	6-1/2	3/4	•	•	•
PHG58C	Air Hammer Flat Chisel	Normal Chisel Cutting Applications that need Extra Reach	10	3/4			•
PHG84B	Flat Chisel	Standard Chisel Cutting Applications (Extra Reach)	18	3/4			
PHG99B	Air Hammer Flat Chisel	Standard Chisel Cutting Applications (Extra Reach)	6-1/2	1-1/2			
PHG111B	Hinge Pin Driver	Removing and Installing Tube-Hinge Pins on Car and Truck Doors	7-3/8	0.237			
PHG112B	Hinge Pin Driver	Removing and Installing Tube-Hinge Pins on Car and Truck Doors	7-3/8	0.302			
PHG95B	Hole Punch	Punches 3/16" dia. Starting Hole in Sheet Metal to prepare use with CJ107 and CJ114 Body Dent Pullers	5-5/8	—			
PHG65B	Outside Muffler Cutter	For cutting the muffler flange	8-5/8	7/8			
PHG66B	Inside Muffler Cutter	Cutting the Exhaust Pipe Inside the Flange	8-3/4	3/16			
PHG87B	Muffler Cutter	Removing the Tail Pipe	8-3/4	7/8			
PH201	Needle Scaler	Projecting Rods Chip Away Rust and Scale. Use Only at Low-Pressure	7-13/16	—			
PHG74B	Riveter	3/16" Stem	5-13/16	1/2			
PHG75B	Pneumatic Bearing and Bushing Driver	Pneumatic Bearing and Bushing Driver	5-1/2	1/2			

- Do not operate without the guard. • Do not use grinding discs or accessories above their rated RPM.
- Use air hammer accessories only for their intended purpose. • Do not use chipped or damaged accessories.
- Do not use grinder accessories beyond their maximum rated RPM.
- Do not use wire brushes above their maximum rated RPM.
- ‡ These products can expose you to chemicals which are known to the state of California to cause cancer and reproductive harm. See pages P1-P2 for details.
- Read Safety Precautions on pages W1-W4



AIR HAMMER ACCESSORIES



Set Contains:
 PHG1005BK
 PHG1055BK
 PHG1066BK

Stock No.	Description	Applications	Length, inches	Tip, inches			
PHG78B	Riveter	1/4" Stem	5-3/4	1/2			
PHG88B	Air Hammer Riveter	Forming Heads on 3/16" Compression Rivets	5-13/16	1/2			
PHG89B	Riveter	Forming Heads on 1/4" Compression Rivets	3-7/8	7/8			
PHG71B	Round Hammer	Hammering Applications that need Extra Reach	4-1/4	1			•
PHG68B	Round Hammer	Hammering Applications	7	1			• •
PHG56B	Air Hammer Scraper	Scraping Applications	6-3/16	1-5/16			
PHG51B	Air Hammer Sheet Metal Ripper	Sheet Metal Ripping and Cutting	5-3/8	5/8	•		
PHG61B	Air Hammer Slitting Chisel	Cutting Tail Pipes and other Surfaces	6-7/8	1	•		
PH1038	3/8" Square Drive Air Hammer Socket Adaptor (Blue-Point®)	Attaches to Air Hammer to Provide Vibration While Turning Stubborn Fasteners, 3/4" Hex, 3/8" Square Drive	5	—			
PH1050	1/2" Square Drive Air Hammer Socket Adaptor (Blue-Point®)	Attaches to Air Hammer to Provide Vibration While Turning Stubborn Fasteners, 3/4" Hex, 1/2" Square Drive	5	—			
PHG70B	Air Hammer Spot Weld Breaker	Weld Removal	6-1/4	3/4	•		
PHG59B	Air Hammer Tapered Punch	Removal of Pins	6-1/2	3/16		•	•
PHG72B	Air Hammer U-Joint Needle Type Trunion Driver	Needle Type Trunions	3-7/8	7/8			
PHG83B	Valve Guide Remover	Removing and Installing Valve Guides	7.48	7.7 mm Pilot			
PHG86B	Valve Guide Remover	Removing and Installing Valve Guides	7.48	9.3 mm Pilot			
PHG91B	Valve Guide Remover	Removing and Installing Valve Guides	7.4	6.5 mm Pilot			
PHG96B	Valve Guide Remover	Removing and Installing Valve Guides	7.4	6.9 mm Pilot			
PHG97B	Valve Guide Remover	Removing and Installing Valve Guides	7.4	5.5 mm Pilot			
PHG151B	Panel Cutter	Edges and Trims Sheet Metal. Cutting End is Offset 25° Non-Turn Shank	6-7/8	5/8			
PHG161B	Slitting Chisel	Cuts Exhaust System Pipes, 1/8" Tip Thickness. Non-Turn Shank	8-3/4	1			
PHG155B	Air Hammer Cold Chisel	Cuts Bolts, Nuts, Tees and Angles; Splits and Bevels, Non-Turn Shank	7	21/32			
PHGCR1 [†]	Front Axle C-Clip Remover	Tire and Wheel: Removes C-Clips stuck in place by rust, cup shift, dirt and grime, for use on Ford®, GM® and Dodge® vehicles as well as any vehicle that uses a U-Joint with C-Clip retainer	—	—			
PH200D	Universal Quick-Change Chuck Retainer	Use for Fast, Easy Insertion/Removal of Air Hammer Bits	—	—			

Air Hammer Bit Sets

PHG1540K[‡]

Stock No.	Description	
PHG1540-6 [‡]	6" Hammer Shaft	•
PHG1540-9 [‡]	9" Hammer Shaft	•
PHG1540-18 [‡]	18" Hammer Shaft	•
PHG1540-ALM [‡]	Aluminum Hammer Head	•
PHG1540-NYL [‡]	Nylon Hammer Head	•
PHG1540-STL [‡]	Steel Hammer Head	•
PHG1540-BAG [‡]	Hammer Set Canvas Pouch	•

Includes kit bag

PHG1540K[‡] 6 pc Interchangeable Tip Air Hammer Bit Set

- Three (3) shafts in different lengths make accessing hard-to-reach places safer and easier
- Quick-change head design with (3) tips (steel, aluminum, nylon)
- Ability to choose the appropriate hammer head material to reduce damage to vulnerable areas
- Worn-out tips are easily replaceable



PHG1540K

Roll Pin Punches

Set Contains:

PHG1004RPBK

Stock No.	Description	Applications	Length, inches	Tip, inches	
PHG79B	Roll Pin Punch	For Removing and Installing Roll Pins	7-1/2	3/8	•
PHG80B	Roll Pin Punch	For Removing and Installing Roll Pins	7-1/2	1/4	•
PHG81B	Roll Pin Punch	For removing and installing roll pins	7-1/2	5/16	•
PHG821B	Roll Pin Punch	For Removing and Installing Roll Pins	7-1/2	1/2	•

Includes kit bag



PHG1004RPBK

Extra-Long Drift Punches (Blue-Point®)

Set Contains:

PHGL37KT

Stock No.	Description	Application	Length, inches	Size, inches (mm)	
PHGL78 [‡]	Extra-Long Drift Punch (Blue-Point®)	Loosens Hard-to-Reach Rusty Bolts and Fasteners	5	5/16 (8)	•
PHGL710 [‡]	Extra-Long Drift Punch (Blue-Point®)	Loosens Hard-to-Reach Rusty Bolts and Fasteners	5	3/8 (10)	•
PHGL712 [‡]	Extra-Long Drift Punch (Blue-Point®)	Loosens Hard-to-Reach Rusty Bolts and Fasteners	5	1/2 (12)	•

PHGL37-KB Kit includes storage pouch.



PHGL37KT

- Use air hammer accessories only for their intended purpose.
- Do not use chipped or damaged accessories.
- Do not use grinder accessories beyond their maximum rated RPM.
- Do not use wire brushes above their maximum rated RPM.
- Do not use power tool accessories above their maximum rated RPM

[‡]These products can expose you to chemicals which are known to the state of California to cause cancer and reproductive harm. See pages P1-P2 for details.

- Read Safety Precautions on pages W1-W4



IMPACT WRENCH AND RATCHET ACCESSORIES



YA4190A



YA4190CAPA



YA4190FAR



YA4190DIS

YA4190A Mini Grease Gun

- Fits all flush-type fittings
- Ideal for all FAR Series air ratchets
- Spring return plunger
- 3 oz capacity

YA4190CAPA Grease Gun Head

- Fits YA4190A mini grease gun

YA4190FAR Grease Gun Assembly

- Use with FAR series air ratchets

YA4190DIS Grease Dispenser (Blue-Point®)


- Grease dispenser attachment for YA4190A mini grease gun
- Contains 3 oz of Mobil® temp SHC-32 grease for Snap-on® FAR Series air ratchets



AT123-7-100



AT123-16-100



AT123-18-100



MG31MKIT

MG725MKIT

AT123-7-100 7 pc Hammer and Anvil Tune-up Kit

- Use on AT123A only
- Symptoms indicating repair is needed include air motor spins but anvil does not turn, air motor spins and anvil turns but no impacting occurs, or tools stalls while impacting

AT123-16-100 19 pc Tune-up Kit

- Use on AT123A and AT123AL
- Symptoms indicating repair is needed include trigger does not work properly or air leaks while tool is idle or running

AT123-18-100 15 pc Tune-up Kit

- Use on AT123A and AT123AL
- Symptoms indicating repair is needed include trigger does not work properly, air leaks while tool is idle or running, air motor has reduced RPM or air motor is excessively noisy

MG31MKIT Muffler Kit MG725MKIT Muffler Kit

- Reduces noise level to below 85 dBa
- Installs in minutes
- Maximum torque with muffler is 250 ft-lb (339 N•m)
- OSHA® compliant for 8 hours of continuous use



QC3ALC

QC3825

QC3844

QC5044

Impact Wrench Accessories

Stock No.	Description	Overall Length, inches (cm)	Weight, oz (grams)
QC3ALC	3 pc Quick-Change Adaptor Set	—	—
QC3825	3/8" Square to 1/4" Hex Adaptor	1-1/2 (3.8)	2.1 (60)
QC3844	3/8" Square to 7/16" Hex Adaptor	1-3/4 (4.5)	3.7 (104)
QC5044	1/2" Square to 7/16" Hex Adaptor	1-7/8 (4.75)	4.3 (124)

Air Saw Blades

Stock No.	Application/Material Thickness	Teeth Per Inch (TPI)	Length, inches	Blade Thickness, inches (mm)	Quantity
ASB4-42	Over 0.20"	18	3-5/8	.025 (.63)	10 Each
ASB4-43	0.08-0.20"	24	3-5/8	.025 (.63)	10 Each
ASB4-44	0.00-0.08"	32	3-5/8	.025 (.63)	10 Each



ASB4-42

Air Saw Blades

Stock No.	Description	Length, inches	Teeth Per Inch (TPI)	Blade Thickness, inches (mm)	Package Quantity
AT190-39C	Bi-Metal Blade Scroll (Blue-Point®)	3-3/4	18	.035 (.89)	5
AT190-40C	5 pk 3-3/4" Bi-Metal Scroll Air Saw Blades (Blue-Point®)	3-3/4	24	.035 (.89)	5
AT190-41C	Bi-Metal Blade Scroll (Blue-Point®)	3-3/4	32	.035 (.89)	5
AT190-42B	Bi-Metal Blade Multipurpose (Blue-Point®)	4	18	.035 (.89)	5
AT190-43B	5 pk 4" Bi-Metal Multipurpose Air Saw Blades (Blue-Point®)	4	24	.035 (.89)	5
AT190-44B	Bi-Metal Blade Multipurpose (Blue-Point®)	4	32	.035 (.89)	5



AT190-42B

Metal Cutting Blades

Stock No.	Application/Material Thickness	Teeth Per Inch (TPI)	Blade Thickness, inches (mm)	Blade Length, inches (mm)	Quantity
CTRS614MC	Metal 1/8-3/8" Thick	14	.035 (.89)	6 (152)	5 Each
CTRS618MC	Metal 1/8-1/4" Thick	18	.035 (.89)	6 (152)	5 Each
CTRS624MC	Metal Less Than 1/8" Thick	24	.035 (.89)	6 (152)	5 Each
CTRS914MC	Metal 1/8-3/8" Thick	14	.035 (.89)	9 (229)	5 Each
CTRS918MC	Metal 1/8-1/4" Thick	18	.035 (.89)	9 (229)	5 Each
RSB424PM	Precision Metal Cutting	24	.035 (.89)	4 (102)	5 Each
RSB418PM	Precision Metal Cutting	18	.035 (.89)	4 (102)	5 Each
RSB6812JY	High-Strength Metal	8/12	.050 (1.27)	6 (152)	5 Each
RSB9812JY	High-Strength Metal	8/12	.050 (1.27)	9 (229)	5 Each



CTRS614MC



RSB418PM

General Purpose Blades

Stock No.	Application/Material Thickness	Blade Length, inches (mm)	Material Thickness	Teeth Per Inch (TPI)	Blade Thickness, inches (mm)	Quantity
CTRS126GP	Metal/Plastic/Wood	12 (305)	3/8-2"	6	.050 (1.27)	5 Each
CTRS658GP	Metal/Plastic/Wood	6 (152)	3/8-2"	5-8 Variable	.050 (1.27)	5 Each
CTRS96GP	Metal/Plastic/Wood	9 (229)	3/8-2"	6	.050 (1.27)	5 Each
RSB911WP	General Purpose Wood/Plastic	9 (229)	5/32-1-5/32"	11	.04 (1)	5 Each
RSB97WB	Fast Cutting Wood 3/8" and Thicker	9 (229)	—	7	.040 (1.01)	5 Each



CTRS126GP

Wood Cutting Blades

Stock No.	Application/Material Thickness	Teeth Per Inch (TPI)	Blade Thickness, inches (mm)	Blade Length, inches (mm)	Quantity
CTRS67WB	Fast Cutting Wood 3/8" and Thicker	7	.040 (1.01)	6 (152)	5 Each
RSB97WP	Fast Cutting Wood 3/8" and Thicker	7	.040 (1.01)	9 (229)	5 Each



CTRS67WB



- Use only impact sockets and accessories with air ratchets.
- Use air hammer accessories only for their intended purpose.
- Do not use chipped or damaged accessories.
- Read Safety Precautions on pages W1-W4

BLOW GUNS



Non-Vented Blow Guns

AT4113 19" Straight Tube Air Blow Gun

- Built-in valve system improves trigger control
- Impact-resistant material for long-lasting service
- Galvanized blow tube for corrosion resistance
- Lifetime warranty (accessories not included)
- Used for blowing off, cleaning and drying surfaces
- Used in any sector of industry where compressed air is used

AT4112B 300 mm Bent Tube Blow Gun

- Built-in valve system improves trigger control
- Impact-resistant material for long-lasting service
- Galvanized blow tube for corrosion resistance
- Lifetime warranty (accessories not included)

AT4101* 4" Blow Gun

- Built-in valve system improves trigger control
- Impact-resistant material for long-lasting service
- Galvanized blow tube for corrosion resistance
- Lifetime warranty (accessories not included)

AT4135 Blow Gun with Air Adjustment

- Built-in valve system improves trigger control
- Impact-resistant material for long-lasting service
- Galvanized blow tube for corrosion resistance
- Lifetime warranty (accessories not included)
- Sound level 78 dB (8 bar)
- Regulate flow with adjustable volume control
- Complies with OSHA® safety standards
- Used for blowing off, cleaning and drying surfaces
- Used in any sector of industry where compressed air is used

AT4124 Rubber Tip

- Prevents scratching of surface
- Used with AT4101, AT4113 and AT4135 air blow guns

AT4164* Rubber Blow Gun Tip

- Rubber tip prevents scratching of delicate surfaces
- Push-to-connect collar holds tip securely onto the blow gun pipe
- Tip is easily removed from the blow gun pipe by simply pulling back on the collar
- 25 mm tip diameter is ideal for flushing hoses up to 7/8"
- Tip works with AT4101, AT4113 and AT4112 blow gun models
- Lifetime warranty

Non-Vented Blow Guns (Blue-Point®)

YA105020* 20" Bent Nozzle Blow Gun (Blue-Point®)

- 20" bent nozzle
- Trigger provides variable airflow control
- Lightweight body with ergonomically designed grip provides comfort and control
- Venturi tip directs air sideways if the tip end is obstructed
- Reinforced 1/4"-18 NPT inlet

YA105013* Blow Gun (Blue-Point®)

- Same as YA105020 except 13" bent nozzle
- YA1050T2* Venturi Air Booster (Blue-Point®)**
- Venturi nozzle draws in ambient air for extra high-flow (increasing by 100%)
 - Suitable for deflecting lightweight wood chips
 - Diverts air when dead-ended, reducing the outlet pressure to less than 2 bar (29 PSI)

YA1050B* Blow Gun (Blue-Point®)

- Pistol-grip-style with full-sized front trigger
- Infinite variable flow
- 10-1/4" long

YA4010* Quick Change Rubber Tip (Blue-Point®)

- Conical rubber tip for YA1050B Blow Gun

YA1050T3* 3 pc Rubber Tip Kit (Blue-Point®)

- Rubber tip kit for YA105020 Blow Gun

YA1050T4* Chip/Fluid Shield (Blue-Point®)

- Chip/fluid shield for YA105020 Blow Gun



AT144800

Non-Vented Blow Guns Accessories

AT144800 5 pc Blow Gun Nozzle Kit

- Not for use above 30 PSI air supply pressure.

Colors Available



* ADD SUFFIX TO STOCK NUMBER FOR SPECIAL COLORS.



AT4190

YA1055B



JT13B

JT17A

JT19A

Vented Blow Guns

AT4190* HI-FLO Venturi Tip Blow Gun

- Large diameter venturi nozzle draws in ambient air and increases output volume by 100%
- Nozzle delivers up to 21 CFM
- Ideal for heavy-duty chip and debris removal
- Excellent tool to quickly dry vehicles or motorcycles
- OSHA® compliant
- 1/4"-18 FNPT inlet
- Lifetime warranty

YA1055B† Blow Gun (Blue-Point®)

- Variable-flow trigger offers precise airflow control
- Six-outlet star tip delivers an even distribution of air
- 4" full-flow tube
- OSHA® compliant
- Air inlet: 1/4"-18 NPT(f)

JT13B Blow Gun (Blue-Point®)

- Tapered, rubber tip for a leak-proof connection between the gun and the fluid line
- Vinyl-coated control lever
- Hanging hook for storage
- 4-1/2" long

JT17A Blow Gun (Blue-Point®)

- Same as JT13B except with 3" extension in place of the rubber tip

JT19A Venturi Tip Blow Gun (Blue-Point®)

- Directs air sideways if tip end becomes obstructed
- Venturi tip increases airflow
- Includes stabilizer valve for variable pressure
- 1" hanging hook and paddle type air control lever
- Air inlet: 1/4"-18 NPT(f)
- OSHA® compliant

Colors Available



Red Green
* R G

ADD SUFFIX TO STOCK NUMBER FOR SPECIAL COLORS.

AIR WATER WASHERS



JETWASHER



JETWASHFAN



JETWASHNOZL

Water Nozzles and Hoses

JETWASHER Air Water Jet Washer

- Combines compressed air and water to create a powerful jet washer
- Provides safe and effective cleaning
- Separate air and water controls
- Multifunction—rinse, clean or dry with air and water
- Wide nozzle design prevents splash-back
- Lightweight and compact

- Durable nylon components will not scratch surfaces
- Includes a 3/4" threaded garden hose connection and quick-connect adaptor
- Optional stepped nozzle can be used to flush coolant systems and heater cores

JETWASHFAN Jet Washer Fan Nozzle

JETWASHNOZL Jet Washer Flushing Nozzle (Optional)



- Do not use vented blow guns above 135 PSI air supply pressure.
- Do not use non-vented blow guns above 30 PSI.
- Do not direct blow gun at yourself or others.
- Wear protective gloves.

†These products can expose you to chemicals which are known to the state of California to cause cancer and reproductive harm. See pages P1-P2 for details.
• Read Safety Precautions on pages W1-W4

AIR HOSES AND SWIVELS



IM2005A

Air Hoses, Rubber

- Ideal for industrial applications
- Male threads at both ends

Stock No.	Hose I.D., inches	Hose Length, feet	Thread Size	Maximum Pressure, PSI
IM2001A [‡]	1/4	5 whip	1/4"-18 NPT	300
IM2002A [‡]	3/8	5 whip	1/4"-18 NPT	300
IM2004A [‡]	3/8	2 whip	1/4"-18 NPT	300
IM2005A [‡]	3/8	25	1/4"-18 NPT	325
IM2008A [‡]	3/8	50	1/4"-18 NPT	325
IM2009A [‡]	1/2	50	1/2"-14 NPT	325



AIRHOSE35

Air Hoses, Reinforced Polyurethane

Stock No.	Hose I.D., inches	Hose Length, feet	Thread Size	Temperature Range	Working Pressure, PSI
AIRHOSE35 [‡]	3/8	35	1/4" NPT	-40-165 °F (-40-73.9 °C)	200 @ 70 °F (21 °C)
AIRHOSE50 [‡]	3/8	50	1/4" NPT	-40-165 °F (-40-73.9 °C)	200 @ 70 °F (21 °C)
AIRHOSE100 [‡]	3/8	100	1/4" NPT	-40-165 °F (-40-73.9 °C)	200 @ 70 °F (21 °C)
AIRHOSE1250	1/2	50	1"-11-1/2" NPT	-40-165 °F (-40-73.9 °C)	200 @ 70 °F (21 °C)

- Extremely lightweight for easy maneuverability
- Reinforced construction eliminates layer separation resulting from expansion and contraction during pulsating operations
- Resists abrasions better than PVC and rubber hoses
- Easy to wrap and store even in subzero weather
- UV stabilized for longer outdoor life
- Strain relief features a tight bending radius to virtually eliminate hose kinking
- Reusable fittings and strain reliefs for longer life

AIRHOSEKIT Replacement End for 3/8" Air Hose

AIRHOSESPLCR Splicer Kit for 3/8" Air Hose



YA502M

Air Swivel Connectors

Stock No.	Thread Size	Maximum Pressure, PSI	Airflow
ASC14	1/4" NPT	150	Up to 35 SCFM (991 LPM)
ASC14U	1/4" NPT	150	Up to 35 SCFM (991 LPM)
YA502M	1/4" NPT	150	Up to 4.6 CFM (33 SCFM)
YA503M	3/8"- 18 NPT	150	Up to 6.3 CFM (45 SCFM) [178 LPM]

- Swivels turn 360° at two points for complete tool maneuverability
- Air hoses hang straight to the floor



Air Line Quick Couplers

Body Size, inches	Style	Thread Size	Quick Coupler Male	Quick Coupler Female	Adapter Male	Adapter Female
1/4	Lincoln®	1/4"-18 NPT	—	AHC26D‡	AHC26MD‡	AHC26FD‡
1/4	Tru-Flate®	1/4"-18 NPT	—	AHC24D	AHC24MD‡	AHC24FD‡
3/8	True-Flate®	1/4"-18 NPT	—	AHC25D‡	AHC25MD‡	AHC25FD‡
1/4	ARO®	1/4"-18 NPT	AHC23PMD‡	AHC23D‡	AHC23MD‡	AHC23FD‡
1/4	Industrial Interchange	1/4"-18 NPT	AHC21PMD‡*	AHC21D‡	AHC21MD‡	AHC21FD‡
3/8	Industrial Interchange	1/4"-18 NPT	—	AHC22E‡*	AHC22MD‡	AHC22FD‡
3/8	Industrial Interchange	3/8"-18 NPT	—	AHC28D‡*	AHC28MD‡	AHC28FD‡
1/2	Industrial Interchange	3/8"-18 NPT	—	—	AHC31‡	—
1/2	Industrial Interchange	1/2"-14 NPT	—	AHC27D‡**	AHC27MD‡	AHC27FD‡
1/4	Rigid Mounting	1/4"-18 NPT	—	AHC21PD‡*	—	—
1/4	Hi-Flow	1/4"-18 NPT	—	AHC98C‡	AHCCP97C‡	—
1/4	Hi-Flow HVLP	1/4"-18 NPT	AHC91C‡	AHC90C‡	—	AHCCP90C

*Conforms to Mil Spec. MIL-C-4109E.

**Rigid Mounting: brass "push-to-connect" type; use in place of AHC21 and AHC22 on rigid piping systems only.

All adaptors are plated steel to improve durability


Air Valves and Manifolds

AHC300 Multiline Air Manifold (Blue-Point®)

- Capacity of three air lines running at the same time
- Allows three workstations to use the same air supply
- Evenly distributes air through three different lines

IM10D Air Valve (Blue-Point®)

- Volume of airflow can be regulated with 1/4 turn of the control knob
- Male/female thread sizes



AHC300

IM10D



- Do not use wire brushes above their maximum rated RPM.
- ‡These products can expose you to chemicals which are known to the state of California to cause cancer and reproductive harm. See pages P1–P2 for details.
- Read Safety Precautions on pages W1–W4

GENERAL ACCESSORIES



ATHUBSCRUBKIT



ATHUBSCRUBSMPADS



ATHUBSCRUB



CL6



IM1PTMP6



IM10ZMP12



IM1PT

Abrasive Discs (Blue-Point®)

ATHUBSCRUBKIT† Hub Scrub Kit (Blue-Point®)

- Quickly and effectively removes rust and debris from hub surfaces
- 1/2" drive allows for use with an impact gun—simply attach like any standard impact socket
- High-quality tool sculpted from aircraft-grade aluminum
- The majority of hub cleaning tool products on the market require use with an air or cordless drill
- Enhances shop productivity by not having to change from an impact to a drill and back to an impact
- Improves wheel assembly with better torquing against a clean surface and improving balance by removing rust, dirt and other foreign materials from the lug threads, hub surface
- Includes ATHUBSCRUB, ATHUBSCRUBLG, ATHBSRBPADS (1 pk/3 pc), ATHUBSCRUBSMPADS (1 pk/3 pc), ATHUBSCRUBLGPADS (1 pk/3 pc) in a storage tray

ATHUBSCRUBLG‡ Large Truck Hub Scrubber (Blue-Point®)

ATHUBSCRUBLGPADS‡ Replacement Truck Pads, 4 pk (Blue-Point®)

- Fits 22 mm stud size on large trucks

ATHUBSCRUBSMPADS‡ Replacement Compact Vehicle Pads, 4 pk (Blue-Point®)

- Fits 15 mm stud size on smaller vehicles

ATHUBSCRUB Hub Scrubber with Pad (Blue-Point®)

- Invaluable tool for all wheel service applications
- Quickly removes rust and corrosion from studs, rotors, hubs and wheels
- Used with any 1/2" drive impact wrench
- Long-lasting, replaceable abrasive pads

ATHBSRBPADS Abrasive Pad, 4 pk (Blue-Point®)

- Four pack of replaceable abrasive pads

Lubrication Accessories

CL6 Cutting Oil

- Superior anti-weld and lubricating properties reduce heat buildup in drill bits, grinding burrs and other metal cutting tools
- 1 pt bottle

IM1PTMP6 16 oz Air Motor Oil (6 pk)

- Cleans all piston and rotary air motors, and helps prevent rust formation
- (6 pk) of IM1PT 16 oz bottles

IM10ZMP12 1 oz Air Motor Oil (12 pk)

- (12 pk) of 1 oz bottles

IM1PT 16 oz Air Motor Oil

- Improves performance and extends the life of power tools with regular use of Snap-on® motor oil
- Specially formulated to lubricate, clean and protect expensive components
- Used daily on all piston and rotary air motors
- 16 oz bottle

Tote Bags

CTTOTE Power Tool Tote Bag

- Wide opening for easy access to tools—extra padding for protection
- Durable 600 Denier exterior for strength
- Interior pockets and compartments for tool organization
- Padded handles for comfortable transport
- Reinforced bottom for strength
- Six external pockets for extra storage
- Approximate inside dimensions, open: 18" L x 8" W x 11-1/2" D (457 x 203 x 292 mm)

BPTOTE Tote Bag (Blue-Point®)

- Heavy-duty 600 x 300 D-polyester
- Water-resistant, rugged and versatile
- Wide top opening for easy access
- Multiple interior and external pockets for organization
- Overall dimensions: 16-1/2" L x 10-1/2" W x 12-1/4" H



CTTOTE



BPTOTE

SHOP & TECH

Fig. 3

OVERVIEW

578-579

TESTING & ELECTRONICS

580-629

WELDING

630-652

UNDERCAR

653-693

BATTERY SERVICE

694-702

AIR CONDITIONING

703-713

COOLING

714-722

SHOP EQUIPMENT

723-816

SHOP CLEANING

817-825

SAFETY

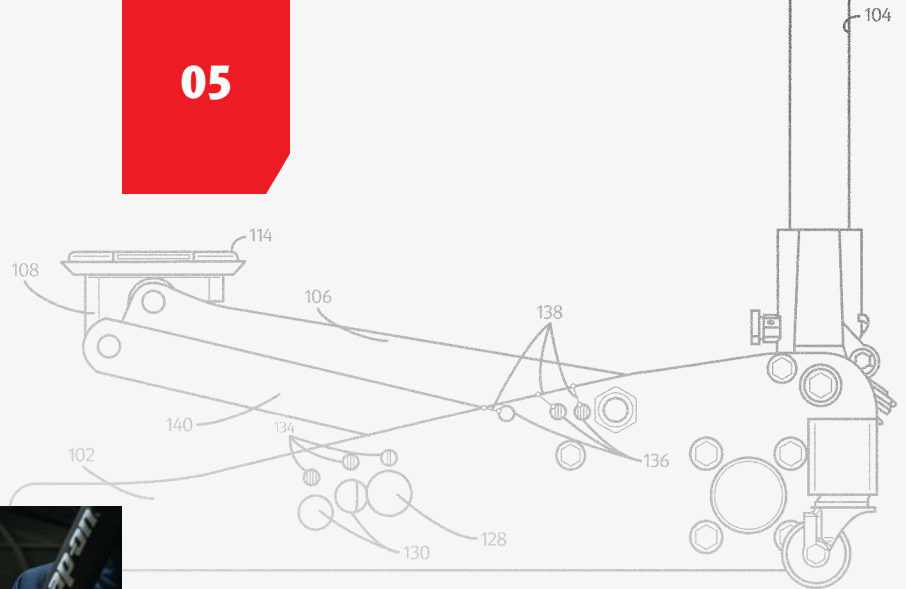
826-836

“The best compliments I get from customers are about how I helped them grow their business by making sure they have the best tools to serve their customers.”

Levi Koch
Franchisee, Elk City, OK



05



FJ175
1.75-Ton Aluminum High-Performance Jack

OUR SHOP SOLUTIONS KEEP IMPROVING, SO THAT YOUR BOTTOM LINE DOES TOO.

Snap-on has always been a leading provider of the shop basics every garage needs to succeed. But calling them “basic” would be underselling them. We’re constantly looking for every possible way to make them better for the shops that rely on them. Safer, more comfortable, more productive, longer lasting, more efficient and more dependable. Snap-on is your one-stop shop for every essential thing you need to get the job done—and done right.

DIGITAL MULTIMETERS

7-year limited warranty on Snap-on® meters.



EEDM596FK



EEDM525F



EEDM504F



EEDM503D

Automotive Digital Multimeters

Specifications	EEDM596FK**†	EEDM525F†	EEDM504F†	EEDM503D
Certificate of Calibration Model	EEDM596FKCRT	EEDM525FCRT	EEDM504FCRT	—
Display Count	40,000 Color	4,000 Color	4,000 Color	2,000 Color
AC Volts	750	750	750	750
DC Volts	1,000	1,000	1,000	1,000
Basic DC Accuracy	0.1% (+.5)	0.50% (+2)	—	0.5% (+1)
AC Amps	10	10	10	10
Micro Amps	Yes	Yes	Yes	Yes
DC Amps	10	10	10	10
True RMS (Root Mean Square)	Yes	Yes	Yes	No
Resistance, ohms	40M	40M	40M	20M
Capacitance	Yes	Yes	Yes	No
Frequency	Yes	Yes	Yes	No
Insulation Test	No	No	No	No
Analog Bar Graph	Yes	Yes	Yes	No
Auto Range	Yes	Yes	Yes	No
Data Hold	Yes	Yes	Yes	Yes
Min/Max	Yes	Yes	Yes	No
Backlight	Always On	Always On	Yes	No
Color Screen	Yes	Yes	No	No
Auto Shut-off	After 5 minutes (can be disabled)	After Approx. 15 minutes (can be disabled)	After Approx. 15 minutes (can be disabled)	No
Peak Hold	1 mS	—	—	—
Adjustable Trigger Level	Yes	No	No	No
Glitch Capture	—	No	No	No
Temperature	EEDMTEMP-1	EEDMTEMP-1 (opt.)	EEDM506C (opt.)	No
mS Pulse Width	Yes	No	No	No
Duty/Dwell	Yes	Duty Only	Duty Only	No
UL® Listed	cULus 61010-1	cULus 61010-1	cULus 61010-1	cULus 61010-1
CAT Rating	CATIII 750 V AC, CATIII 1,000 V DC, CATIV 600 V AC/DC	CATIII 750 V AC, CATIII 1,000 V DC, CATIV 600 V AC/DC	CATII 750 V AC, CATII 1,000 V DC, CATIII 600 V AC/DC	CATII 750 V AC, CATII 1,000 V DC, CATIII 600 V AC/DC
Easy Open Battery and Fuse Door	EEDM5F-DOOR	EEDM5F-DOOR	EEDM5F-DOOR	Yes
Low Pass Filter (LPF)	Yes	Yes	No	No
Blown Fuse Identifier	Yes	Yes	Yes	Yes
Dimensions, inches	4.7 x 7.7 x 1.6	4.7 x 7.7 x 1.6	7-3/4 x 3-3/4 x 1-1/2	7-3/4 x 3-3/4 x 1-1/2
Case or Zipper Pouch	EEDM5F-CC	EEDM5F-POUCH	EEDM5F-POUCH	EEDM504B4 (opt.)
Test Leads	EEDMLEADSET	EEDMLEADSET	EEDMLEADSET	EEDM504B3
Fuses	EEDMFUSE-7, EEDMFUSE-8	EEDMFUSE-7, EEDMFUSE-8	EEDMFUSE-1, EEDMFUSE-2	EEDMFUSE-2, EEDMFUSE-4
Display Protector	EEDM5F-PROTECT (opt.)	EEDM5F-PROTECT (opt.)	EEDM5F-PROTECT (opt.)	—

CE - DE, ES, FR, IT, GB, NL, JP
Multimeters on this page include a basic lead set.

**Mobile device sold separately
†Not easily visible in full sun

7-year limited warranty on Snap-on® meters.
5-year limited warranty on Blue-Point® meters.



EEDM604E



EEDM650C



EEDM570



EEDM575D



MT501C



MT574C

Automotive Digital Multimeters

Specifications	EEDM604E	EEDM650C	EEDM570	EEDM575D	MT501C*	MT574C*
Basic DC Accuracy, %	0.05% (+5)	±0.1 (+ 2 digits)	1.5% (+2)	0.5% (+2)	0.75% (+4)	.3% (+3)
Certificate of Calibration Model	EEDM604ECRT	EEDM650CCRT	EEDM570CRTC	EEDM575DCRTC	No	MT574CCRT
Display Count	50,000	4,000	5,000	11,000	2,000 Color	4,000
AC Volts	1,000	1,000	600	600	600	600
DC Volts	1,000	1,000	600	600	600	600
AC Amps	10	—	100	1,100	No	400 mA
Micro Amps	5,000	400	No	1,100	No	4,000
DC Amps	10	400 mA	100	400	No	400 mA
True RMS (Root Mean Square)	Yes	Yes	No	Yes	No	No
Resistance, ohms	(plus conductance)	40M	50M	110M	2K	40M
Capacitance	Yes	Yes	5,000 VF	110 mF	No	No
Frequency	Yes	Yes	200 MHz	110 MHz	No	No
Insulation Test	No	Yes	No	No	No	No
Analog Bar Graph	Yes	No	Yes	Yes	No	No
Auto Range	Yes	Yes	Yes	Yes	No	Yes
Data Hold	Yes	Yes	Yes	Yes	Yes	Yes
Min/Max	Yes	Yes	Yes	Yes	No	Yes
Backlight	Always On	Variable	Always On	No	No	No
Color Screen	Yes	Yes	Yes	Yes	No	No
Auto Shut-off	Yes	Yes	Yes	Yes	No	Yes
RPM	EEDMRPMG (opt.)	EEDMRPMG (opt.)	EEDMRPMG (opt.)	EEDMRPMG (opt.)	—	EEDMRPMG (opt.)
Adjustable Trigger Level	No	No	No	No	No	No
Noise Reduction Circuit	No	Yes	No	No	No	No
Temperature	EEDMTEMP-1	EEDMTEMP-1	EEDMTEMP-1	EEDMTEMP-2	EEDM506C (opt.)	EEDM506C (opt.)
Duty/Dwell	Yes/Duty	No	No	No	No	No
mS Pulse Width	Yes	No	No	No	No	No
Comp. Output (USB)	No	No	No	No	No	No
UL® Listed	cULus 61010-1	cULus 61010-1	cULus 61010-1	cULus 61010-1	cULus 3111	cULus 3111
CAT Rating	CATIII 1,000 V CAT IV 600 V	CATIII 1,000 V CAT IV 600 V	CATIII 600 V	CATIII 600 V	CATIII 600 V	CATIII 600 V
Easy Open Battery and Fuse Door	EEDM650C-6	EEDM650C-6	EEDM570-1	EEDM575D-1	No	No
Glitch Capture	Yes	Yes	No	No	No	No
Blown Fuse Identifier	Yes	Yes	No	No	No	No
Dimensions, inches	3-13/16 x 8 x 2-13/32	9 x 4-1/4 x 2	10.4 x 2.9 x 104	10 x 1-3/8 x 2-1/2	6 x 3 x 2	6 x 3 x 2
Case or Zipper Pouch	EEDM650CPB	EEDM650CPB (opt.)	EEDM575DBCSE	EEDM575DBCSE	EEDM504B4 (opt.)	EEDM504B4 (opt.)
Test Leads	EEDM504B3	EEDM504B3	EEDM504B3	MTTL800-1	EEDM504B3	EEDM504B3
Fuses	EEDMFUSE-7, EEDMFUSE-8	EEDMFUSE-7	No Fuse	EEDMFUSE-1	No Fuse	EEDMFUSE-1
Low Pass Filter (LPF)	No	Yes	No	No	No	No

CE- DE, ES, FR, IT, GB, NL
UL® Listed for both U.S. and Canada. CE Conformity.

Multimeters on this page include a basic lead set.
*(Blue-Point®)



- Read and follow safety messages in the instructions.
- Do not use in environment with explosive vapor.
- ‡ These products can expose you to chemicals which are known to the state of California to cause cancer and reproductive harm. See pages P1-P2 for details.
- Read Safety Precautions on pages W1-W4

DIGITAL MULTIMETER ACCESSORIES



EEDMFUSEKIT

EEDMFUSEKIT Multimeter Fuse Service Kit

- 34 pc kit includes (8) different fuses used in Snap-on® and Blue-Point® multimeter series
- Inside lid label identifies the meter part numbers and the required fuse, fuse amperage and voltage rating
- Base label identifies the fuse part numbers for reordering and quantity per kit
- Lightweight and organized for efficiency
- Replacement fuses available to always have stock on hand
- Order more replacement bags and empty the fuses into the bins so you never run out
- Ideal for large shops, fleets, military and schools to have an entire kit in their inventory

EEDMFUSE-1 500 mA REOMAX/600 V (3 per pack)

EEDMFUSE-2 10 Amp REOMAX/600 V (3 per pack)

EEDMFUSE-3 10 Amp /600 V (3 per pack)

EEDMFUSE-4 2 Amp/600 V (3 per pack)

EEDMFUSE-5 500 mA SIBA/700 V (3 per pack)

EEDMFUSE-6 10 Amp SIBA/600 V (3 per pack)

EEDMFUSE-7 44/100 Amp/1,000 V (1 per pack)

EEDMFUSE-8 11 Amp/1,000 V (1 per pack)

EETA501C Clamp-On Amp Probe

- For use with EEDM5 and EEDM6 series multimeters
- Measures AC and DC currents greater than 10 A without breaking the circuit
- Ideal for measuring starter amps and automotive current draw
- Used with DMMs that have 2 V and 200 mV AC and DC ranges
- Range: 0-20 A on 200 mV AC or DC, 0-400 A on 2 V AC or DC
- 400 AC/DC amp



EETA501C

EETA502C

EETA502C Clamp-On Amp Probe

- For use with EEDM5 and EEDM6 series multimeters
- Measures AC and DC currents greater than 10 A (the limit of most DMMs) without breaking the circuit
- Ideal for measuring starter current draw (amps) and automotive current draw
- Used with DMMs that have 2 V and 200 mV AC and DC ranges
- Range: 0-2,000 A AC or DC

EETA503C Low Current Adaptor

- For use with EEDM5 and EEDM6 series multimeters
- AC/DC low current adaptor for digital multimeters with DC mV range and 10 mA impedance
- Measures parasitic current draw on battery cable when the key is in the off position to indicate component failures or shorts in the electrical system
- Quickly measures branch circuit draw to isolate the problem area
- Safely measures current draw of electrical fuel pumps
- Measures from 10 mA-60 amps
- Includes EETA503C1 Dual Banana Adaptor



EETA503C

EEDM5830 Amp Adaptor

- For use with EEDM5 and EEDM6 series multimeters
- Allows DMMs to accurately measure up to 30 A AC/DC by converting the signal to millivolts
- Measures current draw of individual circuits from fuse box on automobiles, trucks and buses
- Measures the parasitic load on the battery
- Requires no internal/external power supply
- Range of 0-30 A



EEDM5830

EEDMMAGSTRAP Magnetic Multimeter Hanger

- For use with all Snap-on® EEDM Series multimeters
- Strap attaches under the top of the multimeter boot and hangs with a hook or magnet
- Positions display to face the work area, leaving hands free to probe terminal, wiring or components
- Leads can safely hang from the meter to the work area
- Magnet in the strap stabilizes unit when using tilt-back stand—helpful for vibrations caused by engine start-ups



EEDMMAGSTRAP

EEDMRPMG Gasoline Engine RPM Adaptor

- Ideal for small single-cylinder, 2- and 4-stroke gas engine applications
- Use with any digital multimeter that has DC mV ranges to measure gasoline engine RPM
- Plug adaptor into the DMM (set to DC mV function), clip lead above engine spark plug boot and multiply the reading by 10
- Range is 300–6,000 RPM
- Output is 1 mV DC per 10 RPM
- Powered by a 9 V battery (included)



EEDMRPMG

EEDMRPMD Diesel Engine RPM Adaptor

- Ideal for small diesel engine applications
- Measures diesel engine RPM
- Plug adaptor into the DMM (set to IP), attach transducer to fuel line leading to an injector and read RPM on the meter
- Range is 300-4,000 RPM
- Resolution is 1 RPM, powered by a 9 V battery (included)



EEDMRPMD

EEDM5997 DMM RPM Adaptor

- Use with 2- or 4-stroke engines
- Use in conjunction with an automotive feature meter with IP (inductive pick-up) setting
- For motorcycles, outboard motors, snowmobiles and ATVs with limited or no ignition shielding
- Internal circuitry filters out noise
- Non-intrusive pick-up features dual tapped coils to help eliminate errors



EEDM5997

EEDMDVA Direct Voltage Adaptor

- Converts outboard marine, motorcycle and other small engine ignition pulse signals into DC voltage signals
- Adaptor helps identify secondary ignition problems like failed individual coil packs or poor spark



EEDMDVA

EEDM5030 Pressure Adaptor

- Measures pressure from 1–500 PSI and vacuum from 1–29 inHg
- Output is 1 mV DC per PSI or inHg
- Ideal for measuring transmission or hydraulic pressure
- 1/4" NPT fitting on the pressure transducer
- Sensor compatible for air or liquid
- 6-1/2' cable length
- Powered by a 9 V battery



EEDM5030

EEDMGRNDHD Heavy-Duty Ground Lead for DMM

- Solid-copper clip is a superior quality component for maximum electrical signal transfer
- Terminal connection ensures a positive electrical signal
- Superior flex black 18-gauge straight silicone wire glides past components and remains flexible in cold conditions
- 90° terminal with a standard 4 mm banana jack
- Length is 6' (1.83 m)



EEDMGRNDHD

EEDM15APD[†] 15 A Parasitic Draw Test Harness

- Locate bad components or modules draining vehicle battery voltage and reducing life
- Works with Snap-on[®] multimeters (sold separately) to measure current draw in components, modules and circuits with the engine off
- Tap into the ground side of the vehicle battery terminal and circuit, connect to pre-owned multimeter COM and 10 A ports to begin the test (see user manual for complete instructions)
- 15 A resettable breaker: save fuse expense, replacement time and help with user safety
- Heavy duty switch: positive click feedback has longer life than standard switch
- Heavy duty clips: create a positive connection and are field replaceable
- Silicone wires: perform in hot and cold environments
- Technical Support: 888-382-6522
- US Patent (#9,928,938)



EEDM15APD

Temperature Probes and Adaptors

EEDM506D Temperature Adaptor

- Adds temperature capabilities to multimeters that do not have built-in temperature functions
- Provides dual temperature and differential temperature measurements for multimeters
- Output equals 1 mV per degree
- Use with any multimeter with 200 mV DC and/or 2 V DC ranges
- Provides readings from -50–1,800 °F
- Includes (2) beaded K-type temp probes
- Low battery indicator light
- Accuracy: $\pm 0.75\%$ of full scale + one digit



EEDM506D

- Read and follow safety messages in the Instructions.
- Do not use in environment with explosive vapors.
- Avoid touching hot surfaces.

[†]These products can expose you to chemicals which are known to the state of California to cause cancer and reproductive harm. See pages P1–P2 for details.

- Read Safety Precautions on pages W1–W4



DIGITAL MULTIMETER ACCESSORIES



EEDMTEMP-1

EEDMTEMP-2

EEDMTEMP-3

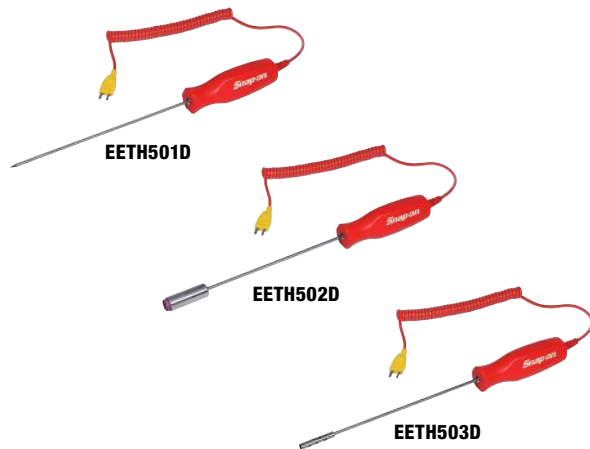
Temperature Probes and Adaptors

- Proven K-type thermocouple for connection to the DMM
- Can be used with the optional EEDM506D temperature adaptor for multimeters that do not have a built-in temperature function

EEDMTEMP-1 Temperature Adaptor and Probe

EEDMTEMP-2 Beaded Temp Probe

EEDMTEMP-3 Temp Adaptor



EETH501D

EETH502D

EETH503D

EETH501D 8" Liquid Temperature Probe

EETH502D 8" Surface Temperature Probe

EETH503D 8" Air Temperature Probe

- Patented Instinct® handle provides comfort and grip while probing and positioning the tip
- Stainless steel shank will not corrode
- 4' flexible coil thermo cable keeps the multimeter a safe distance from heat or cold
- Proven K-type thermocouple for connection to the DMM
- Can be used with the optional EEDM506D temperature adaptor for multimeters that do not have a built-in temperature function
- For Multimeters that do have the temperature function built in, the EETH series probes require the optional adaptor EEDMTEMP-3

TEST LEADS



EEDM504B3



MTTL575



MTTL725

EEDM504B3 50" Test Lead Set with Alligator Clips

- Standard vinyl-jacket test lead set with screw-on alligator clips provides basic application testing needs
- Screw-on probe protectors limit the metal probe shaft from touching during testing for safety (protectors should be removed when using alligator clips or adaptors)

EEDMLEADSET 61" Test Lead Set with Clips

MTTL575 DMM Modular Test Lead Set

- 70" length offers greater flexibility in reach
- Silicone double insulation wire jacket for safety—if outer jacket is nicked, a white underlayer is revealed
- 90° serrated flexible strain relief protects the wire from being kinked at the probe or terminal ends for longer life
- Push/pull finger collar for sure grip pressure putting on or pulling off
- CAT III 1,000 V and CAT IV 600 V safety rating
- Protective plastic collar surrounds the banana jack for safety
- Enables long-distance testing such as brake lights and underhood while in the cockpit
- Acts as an extension cord for an even longer reach when servicing large equipment
- Can be used in high-heat situations around manifolds or exhaust systems
- Jacket material will not burn, even in a flame
- Remains flexible in extreme cold where poly products get hard or stiff

MTTL725 Hard Tip DMM Test Lead Set

- 58" length offers the advantage of a greater reach
- Silicone double insulation wire jacket for safety—if outer jacket is nicked, a white underlayer is revealed
- 90° serrated flexible strain relief for improved long life
- Special tip configuration is designed to accept push-on accessories
- CAT III 1,000 V and CAT IV 1,000 V safety rating

EETA108B Test Lead Set, Extra Long

- 10' leads extend the reach of meter leads for testing hard-to-reach components
- Shielded leads block radio frequency interference (RFI)

MTTL360 60" Medium-Duty Red/Black Jumper Leads

- Use to supply 6, 12 or 24 V DC to circuits, fans and other components
- Silicone double-insulated wire jacket for hot/cold flexibility
- Larger clips allow for secure connection to terminals or wires
- Rated 50 V DC, 10 Amps, 60" length, 18 AWG

MTTL504 48" Fused Digital Test Leads

- 48" fused test leads help protect unfused digital multimeters from electronic damage
- Provide additional protection when measuring high-voltage
- Includes test lead set with alligator clips and (5) extra fuses
- Overall length is 48"

MTTL5041 3 pk 5 Amp Fuses


- (3) replacement 5A fuses for MTTL504 Fused Test Leads

TL57B Test Lead and Adaptor Kit

- Quick-attach probes and mini alligator clips press onto the straight PVC-jacketed lead set
- Threaded hook clips, standard plugs and alligator clips thread onto the probe ends
- Economical set for conducting various tests

TL2A Test Lead Set

- High-grade test lead pair fits all meters using standard banana plug jacks
- Nonslip prodding probes have stainless steel points
- Coiled cords stretch to more than 60"
- Screw-on alligator clips convert the leads to jumper wires
- Banana plug screws allow use with most multimeters



High-Grade Test Leads (for Digital Multimeters)

Set Contains: MTTL500 MTTL700 MTTL800 MTTL550-KIT

Stock No.	Description	•	•	•
MTA20	Prods, Modular	•		
MTA70	Set, Alligator Clips, Screw-On			
MTA75	Alligator Clips, Medium, Modular	•		
MTA80	Spring Hooks, Modular	•		
MTTL550-1	Battery Probe—Small Hook			•
MTTL550-2	Battery Probe—Large Hook			•
MTTL550-3	Flexible Back-probes—Modular			•
MTTL550-4	Heavy Duty Battery Clip—Modular			•
MTTL550-5	90° Back-Probe—Rigid			•
MTTL550-CC	Nylon Roll-up Pouch			•
MTTL7001	Test Leads Silicone Jacket, Threaded		•	
MTTL7002	Banana Plugs, Screw-On		•	•
MTTL7003	Alligator Clips, Large, Modular	•	•	•
MTTL7004	Insulation Piercing Prods, Modular		•	
MTTL7005	Backprobe Adaptors, Needle, Modular		•	•
MTTL800-1	Modular Test Leads		•	
MTTL800-3A*	Crocodile Clips		•	
MTTL800-4	Piercing Probes		•	
MTTL800-5	Grabbers 90° Test Leads		•	
MTTL800-6	Prods		•	•
MTTL800-7	Spring Hooks 90°		•	
MTTL800-PB	Storage Pouch		•	

CE - DE, ES, FR, IT, GB, NL
 *CE - English Only



MTTL500 Test Lead Kit

- Interchangeable probes permit a wider range of testing possibilities
- Right-angle 48" long test leads are made from double-insulated silicone super-flex wire
- Spring hooks for use on 16-gauge and smaller bare wire
- Alligator clips for attachment to bolts and large wire conductors
- Spade terminals for use on terminal blocks and prods for probing wire ends



- Avoid touching hot surfaces.
- Read and follow safety messages in the instructions.
- Do not use in environment with explosive vapor.
- Read Safety Precautions on pages W1-W4

TEST LEADS



MTTL550-KIT

MTTL550-KIT 18 pc Battery and Electrical Circuit Test Lead Kit

- 18 pc modular kit for use with Snap-on® digital multimeters
- Connect to battery or reach circuit contact locations from every angle
- Small and large battery post adaptors (60 V DC) slide on and stay in place
- Exclusive 68" modular triple-connect test leads for non-intrusive testing, can be used as a dual end test lead or non-intrusive circuit insertion lead with a meter
- Heavy-duty clamps with modular ends for quick connections (60 V DC)
- 90° rigid back probes for limited-access areas (60 V DC)
- Flexible back probes insert at any angle (60 V DC)
- Nylon roll-up pouch for convenient and safe storage
- Technical Support: 888-382-6522



MTTL700

High-Grade Test Leads (for Digital Multimeters)

MTTL700 Threaded Test Lead Kit

- Includes screw-on banana plug adaptors, needle back probe adaptors, large alligator clips and insulation piercing prods
- Test leads with interchangeable tips are 50" long
- Double-insulated silicone wire is heat and flame resistant, and flexible in extreme cold conditions



MTTL800

MTTL800 Test Lead Kit

- Exceptional versatility for most automotive testing needs
- For use with all Snap-on® and Blue-Point® multimeters
- Includes: MTTL7005PK Back Probes, MTTL800-1 Modular Test Leads, MTTL800-3 Crocodile Clips, MTTL800-4 Piercing Probes, MTTL800-5 Grabbers, MTTL800-6 Modular Prods, MTTL800-7 Spring Hooks and MTTL800-PB Black Nylon Pouch



MTTL825

MTTL825 3 pc Modular Positive and Negative Test Lead Kit

- Silicon test leads provide superior hot and cold flexibility
- Double-insulated leads have white under the red or black material to help identify nicks or abrasions for safety
- Modular long-neck grabbers for limited access components require minimal finger pressure to activate the jaws
- CAT III 1,000 V / CAT IV 600 V safety rating
- Modular test lead terminal ends accept various optional accessories, such as prods, grabbers, alligator clips, back probes and hooks



MTA70

MTA70 Alligator Clip Set

- Screw-on-style alligator clips for use with the EEDM504B3 and EEDMLEADSET Test Lead Set



MTTL7008

MTTL7008 Medium Spade Terminal Prod Kit

- Non-intrusive testing of spade-style terminal blocks and connectors
- Modular banana jack for quick push-on connection to the test leads
- Heavy-duty body with finger grips provide proper pressure points for inserting the spade tip
- Fully insulated to reduce the likelihood of shorts
- CATIII 330 DC V, 3DC A safety rating
- Designed to work with DMM test leads or banana jack circuit testers
- Tip holds firm in the terminal slot to allow a free hand to jiggle wire or operate a switch

Retractable Test Leads

YA1175KIT[‡] Retractable Test Lead Kit (Blue-Point®)

- Includes YA1175
- Retractable test leads, YA1175-1 Probes (pair), YA1175-2 Alligator Clips (pair) and YA1175-3 Spring Hooks (pair)
- Retractable test leads pull out and stay at desired length
- Rewind test leads when not in use for compact storage
- 18-gauge copper wire and interchangeable tips

- **YA1175-1[‡] Probes (Blue-Point®)**
- **YA1175-2 Alligator Clips (Blue-Point®)**
- **YA1175-3 Spring Hooks (Blue-Point®)**



Adaptors and Pickups

MTTL430 Back Probe Adaptors (3 pack)

- Bendable stainless steel tips for easy insertion into terminal connectors
- Three ID boot colors for quick circuit identification
- Premium component construction—stainless steel tips, high-temperature composite and boot materials for a long, reliable life

- Textured composite body for a good grip
- Recessed loop ends for a fast and reliable connection using alligator clips, grabbers or hook connections
- Removable boots enable custom color selections or restoring color to tired and dirty used boots with the MTTLBOOTS multi-pack of boots
- Portable storage strip holds all three probes



Back Probes

MTTL7005PK Back Probes

- Color coded for easy identification
- Bendable stainless steel tips (standard diameter)
- Non-intrusive probes slide behind the terminals
- Modular ends slide quickly into the modular test leads for fast and reliable connections or use with MTTL7002 with threaded test leads
- Slip-resistant grip collar enables good gripping
- Each probe is 4-1/2" (11.5 cm) long with a tip diameter of 1/32" (1 mm)
- Removable boots enable custom color selections or restoring color to dirty used boots with the MTTLBOOTS Multi-Pack
- Technical Support 888-382-6522

MTTL7005 Back Probe Adaptors—(1) Red, (1) Black

MTTL7006 Micro Tip Back Probes

- Feature a 0.5 mm diameter tip that has enough muscle to probe new smaller vehicle interior compartment connector terminals
- Modular test lead ends for quick attachment or use with MTTL7002 and threaded test leads
- Replaceable threaded tips make change-outs easy
- Use with test leads and multimeter
- 4" overall length
- 4 mm standard female banana jack
- Rated to 60 V DC

MTTL433 Micro Tip Back Probes (Green, Black and Red)

- 0.4 mm micro tips slide into newer micro terminal connections where standard tips won't fit
- Bendable stainless steel tips for easy insertion into terminal connectors

MTTLBOOTS Replacement Boot Kit

- Five of each black, red, yellow, green, blue

MTTL502 Test Probes

- Use probes on threaded probe tips
- Includes banana adaptors so probes can be used on banana plug lead sets

MTTL720 20 pc Back Probe Pin Kit (Blue-Point®)


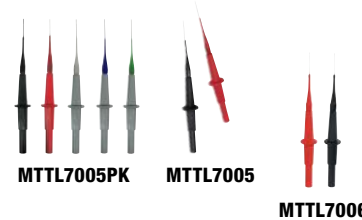
- Just slip the probing pin into the backside of the electrical connector and attach the meter lead to the alligator clip at opposite end of the pin
- Five colors (black, red, yellow, green, blue) make circuit identification easy
- Insulated boots protect the circuit being tested from shorting between circuits and/or a short circuit to ground
- Probing pin can be bent to access an electrical connector at an unusual angle for awkward connections
- Compact size makes the pins easy to fit in tight spots

MTTLB720 20 pc Multi-Back Probe Pin Kit (Blue-Point®)

- Includes five of each: 45° sharp, 45° blunt, 90° sharp and straight sharp

MTTL7007 Insulated Back Probe Set

- Designed to slide between the weather protective terminal seals on vehicles for easy probing
- Slide-on terminals for easy-on positioning on threaded or straight metal prods
- 4" overall length with shaft length of 2" for good reach
- 300 volts DC, 3 amps DC rating for many applications
- CAT II 300 V DC safety rating
- Internal collar diameter: 11 mm
- Internal female diameter: 2 mm



• Read and follow safety messages in the instructions.

• Do not use in environment with explosive vapor.

‡These products can expose you to chemicals which are known to the state of California to cause cancer and reproductive harm. See pages P1-P2 for details.

• Read Safety Precautions on pages W1-W4

JUMP LEADS



TL624AG



TL648AR

Coiled Jump Leads

- High-grade test leads offer the highest heat and oil resistance, and exceptional coil memory
- Feature a removable “bed of nails” concept
- After removal, the probe end with a 8-32 brass thread allows for use of other product accessories

TL624AG Test Leads

- Green; Extends to 24 feet

TL648AR Test Leads

- Red; Extends to 48 feet



TLBB6B



TLBBL6B



TLBR6B



TLR6B

Intrusive Circuit Testing Modular Adaptors for Threaded or Modular Leads

TLB6B Adaptor

- Straight-nose test clip with black boot

TLBB6B Adaptor

- 15° bent-nose test clip with black boot

TLBBL6B Adaptor

- 15° bent-nose test clip with blue boot

TLBL6B Adaptor

- Straight-nose test clip with blue boot

TLBR6B Adaptor

- 15° bent-nose test clip with red boot

TLR6B Adaptor

- Straight-nose test clip with red boot



MTTL300

MTTL300 4 pc Straight Lead Set

- Four color-coded test leads help reduce the chance of wrong connections
- Use as test lead, jumper wires or for shorting out components when performing ignition system tests
- Each lead is 4' long

MTTL300-1 4' Straight Lead, Black

MTTL300-2 4' Straight Lead, Red

MTTL300-3 4' Straight Lead, Green

MTTL300-4 4' Straight Lead, Yellow

MTTL301 4 pc Straight Lead Set

- Four sizes facilitate various applications that make the job easier to complete
- Alligator clips on both ends securely grip terminal connections
- Use as extension leads or for shorting out components when performing ignition system tests
- Contains 12" MTTL301-1, 18" MTTL301-2, 24" MTTL301-3, and 10' MTTL301-4 jumper leads

MTTL301-1 12" Straight Lead

MTTL301-2 18" Straight Lead

MTTL301-3 24" Straight Lead

MTTL301-4 10' Straight Lead



MTTL301



MTTL310

MTTL310 Series Coiled Jump Leads

Stock No.	Coiled Length, inches (cm)	Crocodile Clip Opening, inches (cm)	Stretched Length, inches (cm)	Color
MTTL310-1	20 (51)	1/2 (1.27)	48 (122)	Black
MTTL310-2	20 (51)	1/2 (1.27)	48 (122)	Red
MTTL310-3	20 (51)	1/2 (1.27)	48 (122)	Green
MTTL310-4	20 (51)	1/2 (1.27)	48 (122)	Yellow

MTTL310 Coiled Jump Lead Set

10 Amp, 18 AWG wire

- Coil cords recoil, requiring minimum storage space and less tangling
- Soldered and clamped connections provide low signal loss and prolong life

MTTL311 Series Coiled Jump Leads

Stock No.	Coiled Length, inches (cm)	Stretched Length, inches (cm)
MTTL311-1	10 (25)	12 (30.5)
MTTL311-2	11 (28)	18 (46)
MTTL311-3	13 (33)	24 (61)
MTTL311-4	24 (61)	120 (305)

MTTL311 4 pc Coiled Jump Lead Set

10 Amp, 18 AWG wire

- Coil cords recoil, requiring minimum storage space and less tangling
- Soldered and clamped wire connections to alligator clips provide low signal loss



MTTL311



Digital Display Circuit Testers

Multi-Probe Ultra Capability

- Tests AC and DC voltage, resistance (ohms), and amperage in vehicle applications
- Patented circuit breaker-protected power-up of components to determine function
- Built-in vehicle battery status check provides information to the technician before proceeding with circuit diagnosis (may need to charge the battery)

Accessibility

- Ergonomic hand-hold position and large rear-facing color LCD display lets the user get in tight spaces and still read the live results on the screen
- Convenient 23' cable allows the user to connect to the vehicle battery and move around the vehicle, including trucks, to check distant circuits like brake lights or trailer terminal connections
- Provides audible smart-tones to indicate tip readings, warning sounds and more

Simplicity

- Navigation is simplified via a color-coded menu—five menu selections are identified with a unique color so the user recalls the mode in use: Purple = AC Voltage, Orange = DC Voltage, Yellow = Amperage, White = Ohms
- Single-function buttons are used for up and down scrolling, clear, menu/mode toggle, mute, light on/off and +/- powering of a circuit
- Inclusive AC meter displays all measurements simultaneously—Peak to Peak, Pulse Width, Duty Cycle, Frequency and TRMS
- 23' cable is field replaceable and calibrated—saves the time of sending a complete unit in for repair if just the cable fails
- 18 month warranty
- Technical Support: 888-549-0566

Specifications	EECT900
AC Measurement TRMS, V AC	200
AC Measurement P-P, Volts	200
Amp Measurement Range, Amps	.5-50
CE Approved	Yes
Circuit Breaker Range, Amps	2-30
DC Percentage Measurement Range	1-99
DC Measurement Range, Volts	.5-200
Display Size, inches	2.4
Hz Measurement Range	15-9,999
Max. Continuous Load, Amps	12
Max. Intermittent Load, Amps/30 Seconds	29
Max Operating Temperature	123 °F (50 °C)
Max. Operating Voltage, V DC	34
Max. Storage Temperature	158 °F (70 °C)
Max. Tip Voltage	200
Max. Transient Voltage, Volts per Second	550
Meter Modes	V DC, Ohms, Amps, V AC (Freq, TRMS, DC Percentage, P-P, PW)
Min. Operating Temperature	14 °F (-10 °C)
Min. Operating Voltage, V DC	9
Min Storage Temperature	-4 °F (-20 °C)
Normal Battery Voltage Range, V DC	12-24
Ohm Measurement (Continuity Only), Ohms	0.1-50,000
Patent Number	7154899
Power Cable Length, feet (m)	23 (7)
Power Cable Gauge, AWG	14
Power Switch Modes	Momentary, Latch, Pulse
PW Measurement Range, mS	0.05-1000
Special Tests	Batt Stat, Hot Shot

Product is designed to be powered by 12-24 V DC power sources such as those found in automotive, truck, small craft marine, and small craft aviation electrical systems

- Unit is not intended to be connected to 110 AC or above wall outlets
- Do not supply battery voltage to any computerized circuits, sensors, airbag or supplemental restraint systems

NOTE: Due to the Ohm meter capability, an extension cable cannot be used, as it will negatively impact the accuracy of the readings

EECT900-ADD 20' Extension Cable for EECT900

- Extra length for working on large trucks and probe circuits without disconnecting from the vehicle battery
- Customer requested; ideal for 12 and 24 V vehicle applications
- Maintains accurate resistance readings in the OHM setting and the calculated resistance readings in the amp setting
- Polarity controlled adaptors only connect one way
- 10 gauge, 20 amp wire—voltage drop with 20' extension at 5 amps is 0.3 V DC at 20 amps is up to 1.3 VDC
- The original 23' cable is field replaceable and is calibrated with the circuit board and 20' extension cable; this saves the time of sending a complete unit in for repair if just the cable is damaged
- EECT900 Multi-Probe Ultra sold separately

EECS550-CC Carry Case

- Optional carrying case

EECT900-1 23' Cable

- 23' cable for EECT900

EECT900-2 Battery Clamps

- Battery clamps for EECT900

EECT900-5 Tungsten Probe Tip, 3-1/2" Length

- Optional 3.5 mm tungsten probe tip for EECT900

EECT900-6[‡] Brass Probe Tip, 3-1/2" Length

- 3.5 mm brass probe tip for EECT900

EECT900-9 Ground Clip with Boot

- Ground clip with boot for EECT900

EECT900-10[‡] 5 V Multi-Probe Adaptor (Blue-Point®)

- Tip adaptor quickly connects the tool and probe tip to provide a safe 5 V reference signal to sensors, components and circuits
- Replaces missing ECM 5 V reference
- Safely power and test low voltage components
- Identifies shorted sensors and circuits

EECT900-11[‡] Brass Probe Tip, 6" Length

- 6" brass probe tip for EECT900




- Read and follow safety messages in the instructions.
- Do not use in environment with explosive vapor.
- ‡These products can expose you to chemicals which are known to the state of California to cause cancer and reproductive harm. See pages P1-P2 for details.
- Read Safety Precautions on pages W1-W4

CIRCUIT TESTERS



EECT424HD



EECT449HD

24 V Digital Display Circuit Testers

Specifications	EECT424HD	EECT449HD
Voltage	24	24
Range	4.0–49.9 V DC	4.0–49.9 V DC
Resolution	0.1 V DC	0.1 V DC
Accuracy	±0.3 Volt	±0.3 Volt
Cord Color	Red	Red Coil Cord
Cord Type	Straight/Polyurethane	Coil cord/Red Polyurethane
Outside Wire Diameter, inches (mm)	.16 (4)	.16 (4)
Cord Length, ft (m) – gauge	6 (2) – 18	13 (3.6) – 18
Replacement Cord Assembly	EECTCORD424V	EECTCORD400R (red, coiled)
Replacement LED and Spring Assembly	EECT424LCD	EECT424LCD
Handle Size/Color	Instinct®/Clear w/Red Print	Instinct®/Clear w/Red Print
Display	LCD w/Backlight	LCD w/Backlight
Polarity	Bi-Directional with Color LED, Red and Green indicators	Bi-Directional with Color LED, Red and Green indicators
Surge Protected	Surge and high DC voltage	Surge and high DC voltage
Operating Temperature	0–120 °F (-18–49 °C)	0–120 °F (-18–49 °C)
Terminal End	Heavy-Duty Copper Clip	Heavy-Duty Copper Plated Clip
Replacement Clip	EECTCLIPHD-R	EECTCLIPHD-R
Stainless Steel Shank Length, inches (cm)	3-1/2 (8.9)	6 (15.2), 12 (30.4)
Length, inches (cm)	8-1/4 (21)	11 (28), 17 (43)
Warranty	1 Year (field repairable)	1 Year (field repairable)
Computer Safe	Yes, <10 mA (Do not use on airbags)	Yes, <10 mA (Do not use on airbags)

Molded contact and finger-turn strain relief are tough. O-ring sealed moisture-free connection for longer life. Not for use on airbags. Technical Support: 888-382-6522
 C C - DE, ES, FR, IT, GB, NL

EECT424HD 24 V Digital Display Circuit Tester (4–49 V DC Range)

- Used to detect voltage, power, ground and circuit integrity on cars and trucks
- LCD display provides a “no guess” voltage value of the circuit
- LEDs indicate green for ground or red for power
- Leaves one hand free to jiggle wires, replace a fuse or operate a switch
- Surge-protected circuitry displays 4–49.9 V DC (± 0.3 V accuracy)
- Computer safe <10 mA circuit draw for confident testing
- 3-1/2" corrosion-free stainless steel shank
- Patented Instinct® clear handle for pure visibility, comfort and style
- Solid-copper clip provides superior quality component for maximum electrical signal transfer
- Superior flex wire glides past components and remains flexible in cold conditions
- Convenient field-replaceable digital display board and spring assembly

EECT449HD 4–49 V DC Circuit Tester with Interchangeable Shanks

- The three thread-on interchangeable choices are 6 and 12" stainless steel shanks, plus a 2" banana jack receiver to aid with accessibility needs for each job
- 2" banana jack receiver can be used with non-intrusive modular circuit tester adaptors found in the optional MTTL550-KIT
- Threaded probes and receiver create a firm, positive connection
- Backlit daylight-readable LED indicates green for ground or red for power
- Computer safe: <10mA circuit draw for confident testing
- NOTE: Not for use on airbags

Cord-Free Circuit Testers

- For quick detection of DC voltage
- For use on autos and trucks from 3–24 V DC
- Probe the wire and touch metal ground on the vehicle with a free hand
- Black carbon-infused contact area completes the circuit
- Mini Instinct® handle and short stainless shank for tight access jobs
- Pocket clip to keep the first need diagnostic tool ready for work
- Safety tip-protector
- Do not use on airbags or AC voltage

EECT200 3–24 V DC Cord-Free Circuit Tester

- Audible beep and bright white LED light alert user to DC voltage presence

EECT201BL 3–24 V DC Cord-Free Circuit Tester

- Vibration, audible beep and bright LED light alert user to DC voltage presence



EECT200



EECT201BL



EECT400R

EECT402USB

EECT413



Colors Available



Red Orange Green Black

* R O G BL

ADD SUFFIX TO EECT400 STOCK NUMBER FOR SPECIAL COLORS.

12 V Digital Display Circuit Testers

Specifications	EECT400*	EECT402USB	EECT413
Voltage	6 and 12 V DC	6 & 12 V DC	6 and 12 V DC
Range	4–19.9 V DC	0–19.9 V DC	0–19.9 V DC
Resolution	0.1 V DC	0.1 V DC	0.1 V DC
Accuracy	±0.3 V	±0.3 Volt	±0.3 V
Cord Color	Black	Black	Black
Outside Wire Diameter	4.0 mm (0.16")	.3 (7.6)	.16 (4)
Cord Length, ft (m) – gauge	6 (2) – 18	13 (3.6) – 18	13 (3.6) – 18
Replacement Cord Assembly	EECTCORD400 (black, straight), EECTCORD400O (orange, coiled), EECTCORD400G (green, coiled), EECTCORD400R (red, coiled)	EECTCORD402USB	EECTCORD413
Replacement LED and Spring Assembly	EECT400W-LCD	EECT402USB-LCD	EECT400W-LCD
Handle Size/Color	Medium Instinct®/Clear	Medium Instinct®/Clear	Medium Instinct®/Clear
Display	Backlit 2,000 Count LCD	LCD w/Backlight	Backlit 2,000 Count LCD
Polarity	Bi-Directional with Color LED, Red and Green indicators	Bi-Directional with Color LED, Red and Green indicators	Bi-Directional with Color LED, Red and Green indicators
Surge Protected	Overload Displays 1.0 V, Then Resets	Surge and high DC voltage	Overload Displays 1.0 V, Then Resets
Operating Temperature	0–120 °F (-18–49 °C)	0–120 °F (-18–49 °C)	0–120 °F (-18–49 °C)
Terminal End	Heavy-Duty, Copper Clip	USB Plug (EECT402USB-1, 12 V CLA adaptor included)	Heavy-Duty, Copper Clip
Replacement Clip	EECTCLIP	NA (USB Plug included on replacement cord)	—
Stainless Steel Shank Length, inches	3-1/2	3-1/2 (8.9)	—
Boot	EECTBOOT	—	—
Length, inches (cm)	8-1/4 (21)	—	—
Warranty	1 Year (field repairable)	1 Year (field repairable)	1 Year (field repairable)
Computer Safe	Yes, <10 mA (Do not use on airbags)	Yes, <10 mA (Do not use on airbags)	Yes, <10 mA (Do not use on airbags)
Replacement Carrying Case Part Number	—	—	EECT550-CC

CE - DE, ES, FR, IT, GB, NL

Note: The EECT402USB circuit tester should not be returned to the RPC, it is completely field repairable.

For specifications, please refer to EEDM504F and EECT413.

Not for use on airbags

EECT400 12 V DC Digital Display Circuit Tester

- Detects DC voltage, power, ground and circuit integrity
- LCD display eliminates guesswork and provides voltage value of the circuit
- LEDs indicate green for ground or red for power

EECT402USB 12 V Digital Display Circuit Tester with USB Plug

- Detects DC voltage on newer cars, trucks, motorcycles and more
- 0–19.9 V DC range
- USB plug allows measurement of DC voltage, ground and open circuits without changing polarity

EECT413 Interchangeable Tip 12 V Digital Display Circuit Tester Kit

- This 12 V circuit-testing kit includes various non-intrusive grabbers, clips, plus standard, micro and spade style probes to suit just about any job
- LCD digital display enables detection of DC voltage on 6 and 12 V vehicles
- Computer safe <10mA circuit draw for confident testing



- Read and follow safety messages in the instructions.
- Do not use in environment with explosive vapor.
- Read Safety Precautions on pages W1–W4

CIRCUIT TESTERS



6/12 V or 24 V Classic Bulb Circuit Testers

Specifications	EECT3HL	EECT30H	EECT324HD [‡]
Voltage	6 and 12 V DC	6 and 12 V DC	24 V DC
Cord Color/Type	Straight Cord Mini/Black	Straight Cord Black	Black Rubber Straight (Non-coil)
Cord Material/Wire Gauge	Rubber/18	Rubber/18	—
Outside Wire Diameter	4.0 mm	4.0 mm	.16 (4)
Cord Length, inches (extended)	70	70	6 (2) – 18
Replacement Cord Assembly	EECTCORDBLM	EECTCORDBLS	EECTCORDBLS
Replacement Bulb or PCB and Spring Assembly	2-5130 Classic Bulb	2-5130 and EECT30H-1 Spring	2-5130 and EECT324HD-PCB
Handle Size/Color	Mini Instinct®/Clear	Medium Instinct®/Clear (EECT30H-HA)	Medium Instinct®/Red (EECT324HD-HA)
Replacement Clip	EECTCLIP	EECTCLIPHD-B	—
Boot	EECTBOOT	—	—
Stainless Steel Shank Length, inches	3-5/8	3-5/8	3-5/8 (9.2)
Weight, lb (kg)	—	—	0.5 (0.227)

EECT3HL 6/12 V Classic Bulb-Style Circuit Tester

- 6' straight rubber cord; 3-5/8" stainless shank
- Terminal screw connection makes cord replacement easy and ensures a positive electrical signal connection
- Superior flex wire glides past components and remains flexible in cold conditions
- Premium rubber boot material stays flexible over its life and is replaceable if worn
- Copper clip maximum electrical signal transfer
- Mini handle and long-reach shank improve accessibility in confined workspaces
- DO NOT USE ON AIRBAGS

EECT30H 6/12 V Classic Bulb Circuit Tester

- Incandescent bulb brightness adjusts proportionately to the circuit voltage; the higher the circuit voltage, the brighter the light
- Patented medium Instinct® handle for comfort and style
- Superior flex wire glides past components and remains flexible in cold conditions
- 6' straight rubber cord; 3-5/8" stainless steel shank
- Heavy-duty copper coated clip bites and holds battery terminal, while providing maximum electrical signal transfer
- Designed specifically for experienced techs who like to see the bulb dim based on load, incandescent brightness adjusts proportionately to circuit voltage and resistance
- Technical Support: 888-382-6522
- DO NOT USE ON AIRBAGS

EECT324HD[‡] 24 V Classic Bulb Circuit Tester

- Incandescent bulb brightness adjusts proportionately to circuit voltage; the higher the circuit voltage, the brighter the light
- Patented medium Instinct® handle for comfort and style—red handle identifies the 24 V model
- Heavy-duty copper-coated clip bites and holds battery terminal, while providing maximum electrical signal transfer
- Superior flex wire glides past components and remains flexible in cold conditions
- 6' straight black rubber cord; 3-5/8" stainless steel shank
- Designed specifically for experienced techs who like to see the bulb dim—incandescent brightness adjusts proportionately to circuit voltage and resistance
- Technical Support: 888-382-6522
- DO NOT USE ON AIRBAGS



EECTCORD400U

**EECTCORD400U
Black Coil with
Heavy-Duty Clip**



EECTCORD424V

**EECTCORD424V
Red Straight with
Heavy-Duty Clip**



TLS4A

Battery Adaptors

TLS4A Battery Adaptor (Blue-Point®)

- 12 V accessory adaptor supplies power to the EECT401 circuit tester as well as to most other 12 V-powered devices
- 3' cord length



EECTCLIPHD-R

**EECTCLIPHD-R
Optional Field-Replaceable
Heavy-Duty Clamp**



EECTCLIPHD-B

**EECTCLIPHD-B
Optional Field-Replaceable
Heavy-Duty Clamp**

Digital Display Circuit Testers

EEDMCT-KITA Digital Multimeter, Circuit Tester and "Y" Terminal Master Kit

- Bring the all-in-one kit to the job for 12 and 24 V auto and truck electrical testing
- Includes the EEDM504F, EECT413 and MTTL900-KIT sets in one complete diagnostic package
- The circuit tester is used with various non-intrusive probes and adaptors for quick testing
- Our most popular digital horizontal multimeter includes TRMS, daylight readable screen, resistance, AC/DC voltage testing and more
- Unique "Y" adaptor enables testing of a single terminal, or inline testing of a circuit or terminal harness
- Portable storage case fits in 4" tall and 18" deep tool storage drawers with no wasted space
- Foam organizer includes cut-out silhouette of each component, part number, description and color for excellent organization of tools



EEDMCT-KITA

MTTL900-KIT Multimeter "Y" Terminal Adaptor Kit

- 12 and 24 V DC automotive terminal kit for use with EEDM Series Digital Multimeters or EECT Circuit Testers
- Unique "Y" adaptor enables testing of a single terminal, or inline testing of a circuit or terminal harness
- Non-intrusive circuit testing with a banana jack adaptor for DMM test lead or circuit tester connection
- High-quality silicon wire is flexible in cold conditions and protected against high heat conditions
- (34) color coded adaptors makes them easy to find and select for quick connections
- Includes MTTL7002 threaded to modular adaptor (Red and Black)
- Carry case fits in 4" tool storage drawers with no wasted space



MTTL900-KIT



MTTL900R-XL



MTTL900R-L



MTTL900S-XL



MTTL900S-L



MTTL900R-M



MTTL900R-S



MTTL900S-M



MTTL900S-S



MTTL900R-M1



MTTL900R-M2



MTTL900S-M1



MTTL900S-M2

- MTTL900R-XL Round XL Red Y Terminal**
- MTTL900R-L Round L Green Y Terminal**
- MTTL900R-M Round M Brown Y Terminal**
- MTTL900R-S Round S Blue Y Terminal**
- MTTL900R-M1 Round M1 Black Y Terminal**
- MTTL900R-M2 Round M2 Red Y Terminal**

- MTTL900S-XL Spade XL Red Y Terminal**
- MTTL900S-L Spade L Green Y Terminal**
- MTTL900S-M Spade M Brown Y Terminal**
- MTTL900S-S Spade S Blue Y Terminal**
- MTTL900S-M1 Spade M1 Black Y Terminal**
- MTTL900S-M2 Spade M2 Red Y Terminal**

MTTL900-FOAM Foam Insert

CE - DE, ES, FR, IT, GB, NL
NOTE: XL and L quantity 2, all others quantity 3.
Technical Support: 888-382-6522

Multi-Use Storage Racks

- Three heavy-duty magnets for quick attachment and mobility
- Both racks can be mounted to the wall with screws or placed on a roll cab with a magnetic back
- Ideal for use on the side of a toolbox or service cart
- Attaches to any flat metal surface

EEDMRACKBJR DMM Banana Jack Storage Rack

- Convenient rack with banana jacks to hold test leads, back probes, adaptors and more
- 16 banana jacks hold accessories neatly
- Stores inside the door of tool storage lockers for security at night

EEDMRACKM Multi-Purpose Magnetic Tool Storage Hanger

- Holds test leads, screwdrivers, pliers, etc.
- Powder coated paint for durability
- Heavy-duty wire arms will not bend
- Mechanical fastener slots designed for most roll cable attachment for heavier loads



EEDMRACKBJR



EEDMRACKM



- Read and follow safety messages in the instructions.
- Do not use in environment with explosive vapor.
- †These products can expose you to chemicals which are known to the state of California to cause cancer and reproductive harm. See pages P1-P2 for details.
- Read Safety Precautions on pages W1-W4

CIRCUIT TESTERS

**Specialty Circuit Tester****EECT72[±] Amp Hound 2 (Blue-Point®)**

- Same as the EECT74 with additional features
- Real-time readings
- Plug-in fuse adaptors
- Functions with micro fuses

EECT74 Amp Hound (Blue-Point®)

- For use on 6, 12 and 24 V electrical systems
- No need to remove a fuse, reducing the amount of time to determine the current in the circuit
- Finds parasitic drains without resetting the offending circuit
- Checks the fuse box quickly without repeatedly pulling a fuse and checking the meter
- Will not short a circuit while the fuse is removed
- Touch the probes to the top of the fuse
- Tests all of the most common types of automotive fuses and amp ranges
- Intelligent audible tones and digital displays
- Active circuit unit beeps three times and displays the amp value
- Inactive circuit beeps continuously and displays (000)
- Open or blown fuse will not beep and displays (-—)

**OBD-II Breakout Boxes****EECTBOB[±] OBD-II Breakout Box (Blue-Point®)**

- Test the vehicle diagnostic link connector DLC for abnormalities such as shorting or reverse polarity at the pins
- Provides quick access to all 16 pin terminals during vehicle diagnosis and repair, eliminates guessing which terminals are being probed
- Displays live Voltage readings when testing pins
- Convenient DLC light illuminates the DLC connector to aid in locating the vehicle's OBD-II port
- Once plugged into the vehicle's OBD-II port, the unit will check the pins for present voltage—respective LEDs will illuminate with specific colors, pulse or be solid, to identify communication or error (See user manual for details)
- Default pin display is set to pin 16 with corresponding actual battery voltage detected from the DLC
- No need to crawl under the dash, attempting to probe what you can't see
- Compatible with 12 V systems

- Use independently or diagnose further with a customer owned multi-meter and the positive and negative pin adaptors included
- Works in-line with the vehicle's DLC and scan tool (sold separately)
- Monitors vehicle voltage during module programming with a low voltage alarm
- Eliminates damage to vehicle terminals from probing

EECTBOB-1[±] POS and NEG Pin Adaptors

- Positive and negative pin adaptors for use with EECTBOB OBD-II Breakout Box

YA11167 OBD-II Breakout Box (Blue-Point®)

- Provides easy access to all 16 OBD-II terminals
- Eliminates having to guess which terminals are being probed
- Eliminates damage to vehicle terminals from probing
- Tester probes plug in securely so the technician is free to diagnose
- No more crawling under the dash
- Great for diagnosing inoperative communication links



EECT60660



EECT60660-1



EECT60660-2



EECT60660-3



EECT60660-4



EECT60660-5



EECT60660-6



EECT60660-7



EECT60660-8



EECT60660-9



EECT60660-10



EECT60660-11



EECT60660-12

Relay Test Kit

EECT60660 Deluxe Relay Test Kit (Blue-Point®)

- Eight color-coded relay test jumpers make a selection easy
- Each relay test jumper has metal pins on its side, making test lead connection fast
- Connecting a jumper wire (included) between two specified jumper tabs tests the relay
- Kit also comes with test leads to connect the test jumper to meter leads
- Relay puller pliers easily removes electrical relays without damage to the relay or electrical box
- Kit makes testing relays or live circuits quick and easy
- Includes (8) jumpers to fit most popular relays
- Includes test kit for easily and securely connecting relay test jumpers to a multimeter

EECT60660-1 Test Jumper

EECT60660-2 Test Jumper

EECT60660-3 Test Jumper

EECT60660-4 Test Jumper

EECT60660-5 Test Jumper

EECT60660-6 Test Jumper

EECT60660-7 Test Jumper

EECT60660-8 Test Jumper

EECT60660-9 Banana Plug Adaptor

EECT60660-10 Y-Terminal Lead with Green Plug

EECT60660-11 Terminal Lead with Blue Plug

EECT60660-12 Terminal Lead with Yellow Plug



YA8006



YA8005



YA8005-5



YA8005-30



YA8005-11



YA8005-7

Fuse Savers

YA8006[‡] Master Fuse Saver Kit (Blue-Point®)

- Dual-type fuse box connector with 10' cord allows the user to move around the vehicle testing wires while looking for the short
- No wasted fuses
- Includes: 5, 10, 15, 20 and 30 A resetting breaker handles, buzz alert module and (6) fuse adaptors
- CE

YA8005[‡] Fuse Saver Kit (Blue-Point®)

- Dual-type fuse box connector with 10' cord allows the user to move around the vehicle testing wires while looking for the short
- Includes 10, 15 and 20 A resetting breaker handles
- YA8005-EXT are optional accessories for the YA8005 Kit and are not included

YA8005-5[‡] 5 Amp Breaker Handle

YA8005-10[‡] 10 Amp Breaker Handle

YA8005-15[‡] 15 Amp Breaker Handle

YA8005-20[‡] 20 Amp Breaker Handle

YA8005-30[‡] 30 Amp Breaker Handle (Blue-Point®)

YA8005-11[‡] Buzz Alert Adaptor (Blue-Point®)

- Buzz alert sound module

YA8005-14[‡] 6 pc Fuse Saver Adaptor Set (Blue-Point®)

- Includes YA8007, YA8008, YA8009, YA8010, YA8012 and YA8013 fuse adaptors

YA8005-7[‡] Dual Connector with 10' Cord

- Allows you to move around the vehicle testing wires while looking for the short

YA8005-EXT[‡] 10' Extension Cord

- 10' extension cord



• Read and follow safety messages in the instructions.

• Do not use in environment with explosive vapor.

‡ These products can expose you to chemicals which are known to the state of California to cause cancer and reproductive harm. See pages P1-P2 for details.

• Read Safety Precautions on pages W1-W4

CIRCUIT TESTERS



YA111KITA

Short-Circuit Locators

YA111KITA Relay Shorting Plug Kit (Blue-Point®)

- Plugs close normally open contacts and instantly determine which half of an output circuit is suspect
- Eliminate guessing which terminals to short
- Significantly reduce diagnostic time
- Kit works on all vehicles using standard four- and five-pin relays
- Avoids damage to the relay socket as a result of probing

YA111-10A Relay Shorting Plug (Blue-Point®)

YA111-15A Relay Shorting Plug (Blue-Point®)

YA111-20A Relay Shorting Plug (Blue-Point®)



EEFB310

Continuity Testers

EEFB310 Fuse Buddy® Pro Test Kit (Blue-Point®)

- Great tool for reading circuit amperage draws and troubleshooting up to 30 A
- Includes (1) meter with (3) interchangeable test functions: 30 A MINI circuit current testing, 30 A ATC circuit current testing and 30A all-purpose current testing
- Plugs directly into MINI and ATC fuse sockets
- Original fuse is replaced in-line, maintaining circuit protection
- Measuring range: 0–30 A/48 V DC 10 seconds
- Accuracy: ±2% of reading
- Resolution: 100 mA

EEFB310-1 Replacement Fuse Buddy® Pro Meter (Blue-Point®)

EEFB310-2 Fuse Buddy® Pro ATC Adaptor Set

EEFB310-3 Fuse Buddy® Pro ATC Fuse Adaptor Set

EEFB310-4 Fuse Buddy® Pro Positive/Negative Clamp Adaptor Set

EEFB315 Max Fuse Buddy® Kit (Blue-Point®)

- MAXI circuit testing capability up to 80 A
- Works with MINI and ATC circuits (adaptors included)
- Unit features peak hold functions and one-touch zero function
- Use on antilock brake circuits, car stereo circuits, power distribution circuits, marine and automotive branch circuits, rear window defogger circuits, solar power DC branch circuits, traction control circuits, solar charge controller circuits and heavy-duty equipment circuits
- Amps: 0–80A DC
- Resolution: 0.1A
- Accuracy: ±2.0% of reading + four digits



EEFB315

EEFB315-1 ATC Fuse Adaptor for Max Fuse Buddy® (Blue-Point®)

EEFB315-2 Mini Fuse Adaptor for Max Fuse Buddy® (Blue-Point®)



EECT180

Dynamic Test Leads

EECT180 LOADpro® Dynamic Test Leads (Blue-Point®)

- LOADpro® quickly finds problems like high-corrosive resistance, shorts to ground and open circuits
- Works with any DMM with standard banana plugs
- Test leads are 60" in length
- For use on circuits up to 28.5 V
- Do not use on computer ECM input circuits
- LOADpro® performs a voltage drop test with the press of a button
- Steady pin probe tips—a small recess allows the probe to sit on the connector pin
- Pressing the switch applies a load of 40mA per volt across the circuit (example: 40 mA x 12 V = .48 A of load)
- Used for automotive, heavy-duty, marine, RV and equipment



YA8027[‡]



YA8028[‡]



YA8029[‡]



TLT8000[‡]



TLT5[‡]



TLT6[‡]



TLT7[‡]



YA3179B[‡]

Trailer Harness Testers and Adaptors

YA8027[‡] Towing Maintenance Kit (Blue-Point®)

- Used for six-round-pin vehicle side circuit testing
- Tests, cleans and repairs truck and trailer connections, plus light assemblies
- Great preventative maintenance tool
- Extends harness life
- Eliminates guesswork, reduces downtime and improves safety
- Kit includes six-round-pin tester, two terminal cleaning tools and a 2 mL tube of DeoxIT® electric contact cleaner
- Packaged in a compact clamshell

YA8028[‡] Towing Maintenance Kit (Blue-Point®)

- Used for seven-spade-pin vehicle side circuit testing and cleaning
- Tests, cleans and repairs truck and trailer connections
- Great preventative maintenance tool
- Extends harness life
- Eliminates guesswork, reduces down time and improves safety
- Kit includes seven-spade-pin tester, two terminal cleaning tools and a 2 mL tube of DeoxIT® electric contact cleaner
- Packaged in a compact clamshell

YA8029[‡] Towing Maintenance Kit (Blue-Point®)

- Used for seven-round-pin vehicle side circuit testing and cleaning, plus seven-round-pin connector cleaning
- Tests, cleans and repairs truck and trailer connections
- Great preventative maintenance tool
- Use as a pin wear gauge on trucks and trailers
- Eliminates guesswork, reduces down time and improves safety
- Kit includes a YA3179B seven-round-pin tester, IPA8024-AS1 and IPA8024-AS2 Round-Pin Terminal Cleaners, plus a 2 mL tube of DeoxIT® electric contact cleaner

TLT8000[‡] 3-Way Trailer Adaptor (Blue-Point®)

- Adapts a seven-way connection to six round pin and four-/five-pin connections
- Sealed plugs keep road debris from corroding connections
- Winged grip for easy installation and removal
- For use on medium-/light-duty trucks, 1/2-, 3/4- and 1-ton pickups, campers and other heavy-duty applications

TLT5[‡] Trailer Harness Tester

- Easily locates electrical problems in the tow vehicle
- Checks both four- and five-pin flat trailer connectors with LED indicator lights
- Tests left and right signals, brake lights and running lights

TLT6[‡] Trailer Harness Tester

- Checks six-pin round trailer connectors with LED indicator lights
- Same applications as TLT5

TLT7[‡] Trailer Harness Tester

- Easily locates electrical problems in the tow vehicle
- Checks seven-spade/flat-pin trailer connectors with LED indicator lights
- Tests left and right signals, brake lights and running lights

YA3179B[‡] Circuit Chaser

- Round-pin circuit chaser for semitrailers
- Test the semitrailer plug and cable
- Both male and female ends so the technician can isolate a fault to the trailer or cable
- Can temporarily repair short circuits in the shop or on the road
- Includes (5) jumper tabs and (1) replacement prong



EECT110-AC

AC Voltage Sensor

EECT110-AC 110–1,000 V AC Voltage Sensor

- Non-intrusive AC voltage tester—check 110–220 V AC shop wall outlets and AC inverters for the presence or absence of power—also check newer vehicle AC outlets
- Provides a safe and accurate first check as to why electrical equipment plugged into the wall outlet does not function
- On/off switch illuminates green when pressed, powered by internal field replaceable lithium battery; unit powers off if not used for 5 minutes
- When 110–1,000 V AC is detected, the unit beeps and the tip lights red

- Industrial application to test electrical power—move probe along insulated wire, near outlets to make sure power is OFF prior to working on a circuit
- Conveniently fits in shirt pocket with clip for access
- Translucent red Instinct® handle for comfort is impact resistant and features a raised rib to keep fingers a safe distance from targeted test area
- CAT IV 1,000 V AC Rating
- Field replaceable battery (EECT110AC-BAT), end cap (EECT110AC-CAP), circuit board (EECT110AC-PCB) and handle (EECT110AC-HA)



• Read and follow safety messages in the instructions.

• Do not use in environment with explosive vapor.

‡These products can expose you to chemicals which are known to the state of California to cause cancer and reproductive harm. See pages P1–P2 for details.

• Read Safety Precautions on pages W1–W4

LEAK DETECTORS



EELD500

EELD500 Smart Smoke® EVAP Machine

- Smart Smoke® technology diagnoses eight of the top 10 DTC codes
- Digital readout displays leak sizes down to 0.001 LPM and pressure/vacuum in H₂O
- Self-calibrates for .010, .020, .040 and automatically performs an EVAP pass/fail test
- One-touch EVAP testing at 0.5 PSI with automatic pass or fail
- Low-flow mode makes it easier to find leaks
- Vacuum port adaptor diagnoses Chrysler® ESIM and NVLD systems
- Find leaks; the evaporative emissions diagnostic smoke machine delivers EVAP testing and general-purpose applications
- Conveniently functions with OEM-specified nitrogen, a portable CO₂ bottle (ships empty) or shop air
- UltraTraceUV® dye solution pinpoints leaks
- OEM-approved smoke technology
- Smoke solution is safe and does not produce unpleasant odor in the shop
- Three-button control Display Select, Orifice Select and Start
- Includes a combination LED/UV light and remote control
- Convenient hanger for undercar and underhood use

EELD500 and EELD100A APPLICATIONS:

Air cleaner assembly, air ducts, air valves, cylinder heads, diaphragms, egr valve, evap, exhaust manifolds, exhaust pipes and mufflers, fuel tank pressure sensor, intercooler, intake gaskets, injector o-rings, loose clamps, map sensors, mass airflow meter, oil leaks, pcv valve and hoses, throttle body shaft, turbos, vacuum hoses, vacuum switches, wind and water

Included Accessories:

- EELD500-1 8 oz UltraTraceUV® Dye Solution
- EELD500-2 Large Adaptor Cone
- EELD500-3 Vacuum Adaptor
- EELD500-4 Combination LED/UV Light and Glasses
- EELD500-5 Removeable Battery Clamp Lead Set (for Pre-2020 models)
- EELD500-6 Smoke Hose
- EELD500REM Remote Control
- EELD301A1 UltraTraceUV® Smoke Solution
- EELD301A2 17 pc Cap Plug Kit
- EELD301A3 Exhaust Cone Adaptor
- EELD301A4 Wind/Water Leak Adaptor
- EELD302A2 EVAP Service Port Adaptor Standard Size
- EELD302A4 Schrader Valve Core Tool

Portable Diagnostic Smoke Machine

Specifications	EELD500
Power Supply	12 V DC
Power Consumption	12/18 V DC, 25 A
Supply Volume, L/Min	10
Line Length/Smoke Supply, ft (m)	8 (2.44)
Line Length/Power Supply, ft (m)	8 (2.44)
Remote Starter Range, ft (m)	50 (15.24)
Overall Dimensions, inches (mm)	12 W x 9 D x 12 H (310 W x 230 D x 310 H)
Maximum Output Test Pressure, inches/H ₂ O (Psi)	13 (0.5)
Maximum Pressure Input, Psi	170
Weight, lb (kg)	11.5 (5.25)

- Lightweight and compact—stores in a large bottom roll cab drawer or hangs with an optional cover to protect from shop dirt and dust
- Includes: Large adaptor cone, vacuum adaptor, a combination LED UV light and yellow glasses, removable battery clamp lead set, remote control, user manual, assorted cap-plug set, exhaust cone (1 x 3-1/2" dia./6" long), smoke diffuser (for finding wind/water leaks), EVAP service port adaptor that fits standard- and dual-size Schrader removal/installation tool
- Optional accessories include a CO₂ bottle and regulator, protective cover, an 8 oz bottle of solution, second smoke hose, vacuum pump, gas cap adaptor (3 pk) and a BMW® gas cap adaptor



EELD500C02



EELD500-4



EELD301A2

Optional Accessories:

- EELD500C02 CO₂ Bottle and Regulator (for EELD500)
- EELD500CVR Protective Cover
- EELD301A2 Fuel Tank Filler Neck Adaptor (Blue-Point®)
- EELD301A3 Gas Cap Adaptor BMW® (Blue-Point®)



EELD100A

Diagnostic Smoke Machine

Specifications	EELD100A
Power Supply	12 V DC
Power Consumption	12 V DC, 25 A
Supply Volume, L/Min	10
Line Length/Smoke Supply, ft (m)	8 (2.44)
Line Length/Power Supply, ft (m)	8 (2.44)
Line Length/Remote Starter, ft (m)	10 (3)
Maximum Pressure Input, Psi	170
Overall Dimensions, inches (mm)	12 W x 13 D x 12 H (305 W x 229 D x 305 H)
Weight, lb (kg)	11.5 (5.25)

CE - DE, ES, FR, IT, GB, NL

EELD100A Diagnostic Smoke EVAP Machine

- Finds leaks
- Contains Diagnostic Smoke technology for EVAP testing and general-purpose applications
- UltraTraceUV® non-contaminating dye solution pinpoints leaks that smoke cannot locate alone
- Includes a combination LED and UV light, plus special glasses
- Eight of the top 10 emission DTC codes can be diagnosed with this unit
- Smoke solution does not produce an unpleasant odor in the shop
- Variable flow control manually reduces the flow to help pinpoint the exact location of a leak
- Conveniently functions with OEM-specified optional nitrogen, a portable CO₂ bottle (ships empty) or shop air
- Convenient retractable hanger for undercar and underhood use
- Lightweight and compact stores in a large bottom roll cab drawer or hangs with an optional cover to protect from shop dirt

OPTIONAL ACCESSORIES:

- EELD500C02 CO₂ Bottle and Regulator, EELD500C02 ships empty and needs to be filled at a hardware store
- EELD500CVR Protective Cover
- EELD500-1 Additional 8 oz Bottle of Solution
- EELDGASCAP Gas Cap Adaptor 3 pc
- EELDGASBMW One Gas Cap Adaptor BMW®

Included Accessories:

- EELD100-4 Combo Light (Blue-Point®)
- EELD100A-3 Smoke Hose Extension with Delrin® Nozzle
- EELD100A-4 Tee Connector with Delrin® Nozzle
- EELD301A2 17 pc Cap Plug Kit
- EELD301A3 Exhaust Cone Adaptor
- EELD301A4 Wind/Water Leak Adaptor
- EELD302A1 Nitrogen Hose
- EELD302A2 EVAP Service Port Adaptor Standard Size
- EELD302A3 EVAP Service Port Adaptor Fitting
- EELD302A4 Schrader Valve Core Tool
- EELDCAPLESS Capless Fuel Tank Adaptor
- EELDGASBMW Gas Cap Adaptor BMW® (Blue-Point®)
- EELDGASCAP Fuel Tank Filler Neck Adaptor (Blue-Point®)
- EELDGASCAP1 Fuel Tank Filler Neck Adaptor (Blue-Point®)
- EELD302010 Smoke Machine Upgrade Kit
- EELD301A1 UltraTraceUV® Smoke Solution



- Read and follow safety messages in the instructions.
- Do not use in environment with explosive vapor.
- Use only in well ventilated area.
- Do not overload.
- Read Safety Precautions on pages W1-W4

LEAK DETECTORS



EELDCAPLESS

EELDCAPLESS Capless Fuel Tank Adaptor

- Specifically designed for new capless fuel tank filler necks
- EVAP testing is simplified through a dual-door fill neck; no need to tap into EVAP system
- For use with EELD500 or EELD100A smoke machines (sold separately)
- Seals both doors with a simple twist of the perforated knob to expand the bladder for accurate testing
- Will work with most double-door, gas capless systems 2013 and newer
- Required for testing filler necks with one-way rollover valves to help prevent incorrect diagnoses
- Made of anodized aluminum for long, corrosion-free service life



EELDGASCAP

EELDGASBMW

EELDGASCAP Fuel Tank Filler Neck Adaptor (Blue-Point®)

- Quickly pops on virtually any filler neck
- ### **EELDGASBMW Gas Cap Adaptor BMW® (Blue-Point®)**
- Single for BMW®

Evaporative Emissions Diagnostic Smoke® Vapor Producing Machines – Feature Comparison

	EELD100A	EELD500
Uses Diagnostic Smoke® vapor technology developed in collaboration with Ford Motor Co., GM®, FCA US LLC and approved by most major OEMs.	•	•
Non-contaminating UltraTraceUV® dye solution pinpoints the leak. The only dye solution mandated by most major OEM's. Will not harm activated charcoal canister, ORVR valve, purge valves, catalytic converters, O2 sensors, seals or gaskets and determined not to void vehicle factory warranty.	•	•
Technology meets specifications when OEMs require nitrogen for safer EVAP system testing.	•	•
Designed with an electronic Safety Valve that automatically shuts off air flow into the vehicle's EVAP system when the machine turns off. This stops gasoline fumes from exiting the EVAP system and filling your work bay.	•	•
TECH LINE Supported 800-901-1988 for end user to help with any and all EVAP problems.	•	•
Vacuum/Pressure Gauge for vacuum/pressure decay.	•	•
Convenient Hook with fold down handle for hanging under car or under hood and easy storage in tool box.	•	•
Ability to read and display leak size of .010".	•	•
10-Year Warranty On Glow Plug a reliable heating system that lasts much longer than fiberglass wick-style units.	•	•
Variable Flow Control manually reduces flow to help pinpoint the exact location of a leak.	•	
Low Flow Pulsating Mode automatically adjusts flow to optimal setting to help find small leaks.		•
One-Touch EVAP Testing with automatic pass or fail.		•
Vacuum Port Adapter can apply hand vacuum pump for testing Fuel tank Pressure Sensors, <i>Chrysler</i> ESIM & NVLD systems. Also gives you dual smoke hose capability.		•
Computerized Digital Display down to .001" means you're prepared for any industry leak standard changes.		•
Computerized Digital Display Reading Flow in Liters per Minute to make sure factory specs are met.		•
Computerized Digital Display Reading Pressure/Vacuum in H2O to compare to FTP Sensor for in-depth diagnostic ability.		•
Sleep Mode with Memory retains test results if machine shuts down after five minutes.		•
Cordless remote so there is no need to walk back and forth when doing a job.		•
Micro-processor touch pad for quick and easy operation.		•
Ability to Choose Inert Gas at start-up for 100% accurate results.		•



EELD600HD



EELD600HD-1



EELD600HD-2



EELD600HD-3

Portable Diagnostic Smoke Machine (Blue-Point®)

EELD600HD High-Pressure, Heavy-Duty Smoke Machine and Leak Finder (Blue-Point®)

- Use in 12 and 24 V trucks up to Class 8
- 3–43.5 PSI, (69 mbar to 3 bar) output pressure
- Digital pressure selection is quick and the display is easy to view with no difficult analog regulator to adjust
- Convenient wireless RF remote allows the tech to operate from around the vehicle
- Patented UltraTraceUV® non-contaminating dye solution pinpoints leaks smoke alone cannot, with the dye marking the spot after the smoke is gone
- Self-calibrates at every start-up to ensure accuracy
- Microprocessor-controlled single-button touch for all functions
- Smart Technology Software reduces the thinning of smoke density at all pressures
- Auto-drain water separator and filter removes fluid from the shop compressor
- Technical Support: 800-901-1988
- Follows safety standard Division 1, ASME Boiler and Pressure Vessel code (2013 Edition)
- Warning: DO NOT use this tester in the fuel evaporative EVAP system due to its high-pressure capability

Included Accessories:

- EELD301A1 UltraTraceUV® Smoke Solution
- EELD500-4 Combination LED/UV Light and Glasses
- EELD500REM Remote Control
- EELD600HD-4 12/24 Battery Cable Assembly

Optional Accessories:

- EELD600HD-1A Turbo Adaptor 35, 40, 45 mm
- EELD600HD-1B Turbo Adaptor 50, 55, 60 mm
- EELD600HD-1C Turbo Adaptor 65, 70, 75 mm
- EELD600HD-1D Turbo Adaptor 80, 85, 90 mm
- EELD600HD-1E Turbo Adaptor 95, 100, 105 mm
- EELD600HD-1F Plug Adaptor
- EELD600HD-1 6 pc Turbo Adaptor Set
- EELD600HD-2 Turbo Adaptor 110, 115, 120 mm
- EELD600HD-3 Turbo Adaptor 125, 130, 135 mm
- EELD600HD-4 12/24 Battery Cable Assembly
- EELD600HD-5 110 V AC Power Source, North America
- EELD600HD-6 240 V AC Power Source, Europe

Vacuum Pressure Pump Kits

YA4000B[†] Automotive Test Kit (Blue-Point®)

- Produces vacuum or pressure at the turn of a switch
- Used for vacuum and pressure-related engine performance diagnostics and tune-ups; brake bleeding; fluid transfer, evacuation and sampling
- One-finger trigger vacuum/pressure release
- Durable, accurate diaphragm-type vacuum/pressure gauge
- Handheld vacuum/pressure pump with 2" compound gauge and rubber boot
- 12 oz fluid reservoir bottle with fluid transfer and storage lids, plus fluid pick-up tube
- Kit contains multiple accessories as shown, including tapered manifold plugs, vacuum caps and bleed screw adaptors



YA4000B

SVT270B[†] Vacuum Test Kit

- Diagnostic aid for checking operation of vacuum-activated actuator
- Measures vacuum up to 30 Hg with an easy-to-read gauge
- Release valve controls the release of vacuum
- Ergonomic design is durable for everyday use
- Includes hose, cone adaptor, large cone adaptor and cup



SVT270B



- Read and follow safety messages in the instructions.
- Do not use in environment with explosive vapor.
- Use only in well ventilated area.
- Do not overload.

[†]These products can expose you to chemicals which are known to the state of California to cause cancer and reproductive harm. See pages P1–P2 for details.

• Read Safety Precautions on pages W1–W4

HANDHELD GAS ANALYZERS



HHGA5C

Handheld Gas Analyzers

HHGA5C⁺ Handheld Gas Analyzer (5 Gas)

- Measures exhaust emissions for CO, CO₂, O₂, HC, NO_x and AFR/Lambda
- Portable handheld 5-gas analyzer for use in the bay or a road test
- For use on gasoline, LPG and CNG vehicles; ideal for emissions pre-compliance testing, vehicle servicing and diagnostic work
- Six-line illuminated display allows the user to view all exhaust emission readings simultaneously
- Provides an instant assessment of an engine vehicle exhaust and catalytic converter
- Great for pre-OBD vehicles, as well as hot rods, muscle cars, collector vehicles and race cars for measuring and adjusting the perfect air/fuel ratio
- Links to ZEUS[®], VERUS[®], VERUS[®] PRO, and VERUS[®] Edge; combines gas analysis with other vehicle data for effective diagnostics "in real time" (set-up is required with the software included via a USB stick; diagnostic tools sold separately)
- See the big picture: Gas analyzer views gas analysis data at the same time as other data, including component tests, scope readings, digital graphing function, scanner results, view, graph, save and recall
- Monitors and reduces vehicle emissions, protects the environment and improves both drivability and fuel efficiency
- Unit is very sensitive and pulls only 1/14 the exhaust volume of competing analyzers, reducing water ingress problems, plus the pumps last longer
- Ability to print results using the optional infrared printer (included with the HHGA5CP kit)
- Service is handled at Crystal Lake Northern Repair for Annual Calibration and O₂ sensor replacement, meeting the required industry standard
- Soft pouch is included

HHGA5CP⁺ Handheld Gas Analyzer Kit with Printer (5 Gas)**HHGA5A-Z User Manual**

- User manual for the HHGA5B Handheld Gas Analyzer Kit

HHGA5C-Z User Manual

- User manual for the HHGA5C Handheld Gas Analyzer Kit

HHGA-11 Filters

- Filters for HHGA Series Gas Analyzers (5 pk)

HHGA-8 Motorcycle Exhaust Probe

- Optional motorcycle exhaust probe for HHGA Series gas analyzers

HHGA-9 5 Gas Exhaust Probe

- 5 gas exhaust probe for HHGA Series gas analyzers (included with both sets)
- High-temperature stainless steel probe
- Ideal for road testing when measuring NO_x

HHGA-CHARGER Printer Charger

- Printer charger for HHGA-PRINTER

HHGA-PRINTER2 Infrared Printer

- Infrared printer for HHGA Series gas analyzers
- Replacement paper is HHGA-18

HHGA-16 AC Adaptor

- Designed for use in the service bay

HHGA-17 12 V Adaptor

- Designed for use in the service bay or on the road

HHGA-18 Paper Roll

- Replacement paper rolls for the HHGA-5 Infrared Printer (4 pk)

HHGA5A-1 Serial Lead**HHGA5C-17 12 V DC In Car Charger**

- 12 V DC in car charger for HHGA5CP

HHGA5A-SP Soft Pouch

- Soft storage pouch included with the HHGA5C

HHGA5B-PB Storage Case

- Hard-shell storage case for HHGA5CP



HHGA5CP



HHGA-8



HHGA-9



HHGA-PRINTER2



Video Scopes

Specifications	BK3000-55 [‡]	BK5600DUAL55 [‡]	BK5600DUAL85 [‡]	BK7000
Power Supply	(4) AA Batteries	(6) AA Alkaline Batteries	(6) AA Batteries	3.7 V, 3,000 mAh, 9.6 watt-hours
Width, inches (mm)	3.15 (80)	1.77 (45)	6-9/10 (175)	6-3/4 (171.4)
Length, inches (mm)	147 mm	Viewer: 7.2 (180); Imager: 36 (0.91)	3.5 (90)	1.28 (32.5)
Height, inches (mm)	1-2/5 (35)	Viewer: 3.94 (100)	1-3/5 (41)	3.77 (100)
Resolution (reading display)	160 x 240 RGB Backlit LED	480 x 272 RGB Backlit LED	480 x 272 RGB Backlit LED	1280 x 720 Backlit LED
Video Out	None	NTSC/PAL	—	N/A
Run Time, hours	4 (Alkaline Batteries)	Alkaline Batteries: 6; NiMH Rechargeable Batteries: 6	6 (Alkaline Batteries)	2 (Approx.)
Operating Temperature Range	30–122 °F	32–140 °F (0–60 °C)	32–140 °F (0–60 °C)	32–140 °F (0–60 °C)
Storage Temperature	-4–140 °F (-20–60 °C)	-4–140 °F (-20–60 °C)	-4–140 °F (-20–60 °C)	-4–140 °F (-20–60 °C)
Field of View, Forward	54° diagonal	Approx. 56° Diagonal	Approx. 56° diagonal	Approx. 62° Diagonal
Field of View, Side	None	Approx. 56° Diagonal	Approx. 56° Diagonal	Approx. 62° Diagonal
Resolution	Imager: 640 x 480	Imager: 640 x 480	Imager: 640 x 480	Imager: 1,280 x 720 HD Fixed Focus
Optimal Focal Range	1/2–12" (12–30-1/2 cm)	1/2–12" (12–30-1/2 cm)	1/2–12" (12–30-1/2 cm)	1/2–12" (12–30-1/2 cm)

BK3000-55[‡] Borescope with 5.5 mm Imager

- Small, rugged housing designed for comfort and functionality, with a vibrant 2.5" LCD screen
- Integrated 5.5 mm high-resolution imager is easy to use and has three-step zoom, adjustable brightness and 180° image rotation
- Onboard storage for up to 30 images
- Simple and user-friendly five-button interface
- Magnet and mirror accessories with integrated storage give the user additional flexibility
- Powered by AA batteries
- Imager is resistant to dust, dirt and water ingress for 30 minutes at depths of up to 3 meters

BK5600DUAL55[‡] True Digital Video Inspection Scope

- Includes the BK8000-55 36" digital imager with 5.5 mm dia. dual-view head
- Same as the BK5600 with a 5.5 mm imager
- Digital still image capture with included SD card storage
- Touchscreen interface enables easy feature selection
- Two-year warranty, serviced through Snap-on® Repair Centers

BK5600DUAL85[‡] Scope with Dual 8.5 mm Imager

- 4.3" (109 mm) diagonal LCD screen for enhanced viewing
- Digital still image capture with included SD card storage
- Includes 36" digital imager with 8.5 mm diameter head
- Touchscreen interface enables easy feature selection
- Uses (6) AA alkaline batteries
- 90° glass mirror and magnet retrieval accessories included
- Includes a storage tray to keep in your tool storage drawer for security
- Two year warranty—serviced through Snap-on® Repair Centers

BK7000 High-Definition Borescope with 5.5 mm Dual Imager

- End-to-end true high definition provides the best image quality on the market
- Innovative Picture-in-Picture allows technician to capture forward and side camera images simultaneously
- Large 5" high-resolution screen provides best-in-class viewing
- Capacitive touchscreen interface for a more familiar user experience
- True high definition (1,280 x 720) 5.5 mm dual-view imager for capturing finer details
- Interchangeable accessory imagers (not included) enable a wide variety of uses
- Ability to capture images and video, add text or audio annotation
- Powerful quadcore processor powers high resolution video
- Wi-Fi® connectivity provides seamless software updates
- Ready to use out of the box
- Quick USB-C charging for less downtime
- Rugged design and quality materials designed to withstand life in a repair shop
- Supported by 2-year warranty and after sale service



- Read and follow safety messages in the instructions.
- Do not use in environment with explosive vapor.
- ‡These products can expose you to chemicals which are known to the state of California to cause cancer and reproductive harm. See pages P1–P2 for details.
- Read Safety Precautions on pages W1–W4

VIDEOSCOPES



BK8000-55

BK8000-55⁺ 5.5 mm Digital Dual View Imager

- 5.5 mm imagers get into much tighter spaces than standard 8.5 mm
- Dual view digital cameras see straight ahead or at a 90° angle
- No need for an additional mirror attachment
- Close focus provides incredible detail
- Imagers are resistant to all common automotive chemicals



BKIMG38FV

BKIMG38FV 3.8 mm HD Front View Imager

- For use on BK5600, BK6500, BK8000 and BK8500 digital borescopes
- 3.8 mm imagers get into much tighter spaces than standard 8.5 mm or 5.5 mm imagers
- Digital sensor technology provides small package size to access the smallest port sizes
- Forward view imager allows the user to see combustion cup of piston
- 3.8 mm outside diameter fits most glow plug ports
- Imagers are resistant to all common automotive chemicals
- Two year warranty for added purchase security



BKIMG38SV

BKIMG38SV 3.8 mm HD Side View Imager

- For use on BK5600, BK6500, BK8000 and BK8500 digital borescopes
- 3.8 mm imagers get into much tighter spaces than standard 8.5 mm or 5.5 mm imagers
- Digital sensor technology provides small package size to access the smallest port sizes
- Side view imager allows the user to see the cylinder wall and valves
- Side view imager features a permanently attached mirror, so it cannot fall off
- 3.8 mm outside diameter fits most glow plug ports
- Imagers are resistant to all common automotive chemicals
- Two year warranty for added purchase security



BKIMG55ART

BKIMG55ART 5.5 mm Articulating Imager

- 5.5 mm imager head
- High-definition camera
- Imager head articulates up to 180°
- Articulating head makes inspections in tough to reach areas easier
- Radius is less than 31 mm
- Great for looking back up into the cylinder, looking into a valve and looking at the backside of the valve
- Black anodized aluminum body with plunger mechanism
- Compatible with BK5600, BK6500 and BK8500



WINS100R

Wire Insertion Tools**WINS100R Wire Insertion Tool Set**

- Prevents damage to electrical sheathing
- Helps the technician feed or pull wire around a number of obstacles, or against pieces of metal
- Provides flexibility/adaptability; set allows technician to adapt to each application through the use of different lengths and diameters of tubes
- Ideal for use with Snap-on® videoscopes; protects investment by using this tool to direct/protect the expensive fiber optic element during use
- Tubes thread into metal threaded insert within the handle, providing strong connection
- Tube angular orientation prevents the wires from “dead-heading” against an object, and getting stuck or damaged
- Includes storage tray

Electronic

Quickly pinpoint the source of noise or vibration in underhood, undercar and vehicle interiors. Six selectable channels allow the placement of sensors in various locations to pick up bearing, gear, engine, suspension, drive accessory and wind noises.



YA6930

YA6930 Electronic Engine Stethoscope (Blue-Point®)

- Amplifies sound during diagnosis or verification of proper vehicle operation
- Used to pinpoint faulty bearings, injectors, squeaks, rattles and more
- Mode selection switch with LED indicator easily switches between the sound and vibration functions
- Noise cancellation feature eliminates background noise
- Studio-style headphone set with a tangle-free cord
- Detachable flex wand with LED illuminated tip
- Rotary volume control
- Lightweight and balanced with an ergonomic comfort grip



YA6910

YA6910 Mini Electronic Stethoscope (Blue-Point®)

- Convenient diagnostic tool can pinpoint location of noise caused by bad bearings, bushings, dirty fuel injectors, wind and air leaks, noisy valves and lifters
- Allows the user to monitor gears, bearings and suspension components under load so problems can be more accurately diagnosed
- Sensor clamp helps to detect noises during vehicle test drive that cannot be duplicated in the work bay
- Sensor tip mounted on a 6" flexible shaft allows access to hard-to-reach areas
- 5" inductive metal probe allows the user to pinpoint the source of noise or vibration
- Ultra-sensitive microphone provides a full range of sound
- Features a rotary-style adjustable volume control



YA6920

YA6920 Electronic Marine Stethoscope (Blue-Point®)

- Unique diagnostic listening device is specifically designed to pinpoint squeaks, rattles and other troublesome noises in most marine vessels and watercraft with inboard or outboard motors
- Tests for noise and harmonic vibration on bearings, underdash areas, control cables, fuel injectors, cabinets and compartments, alternators, switches, pumps, final drives, steering gears, gear cases, steering pumps, hulls and compressors
- 14' long, water-resistant wire loom harness allows user to diagnose hard-to-reach problem areas
- Six spring-loaded, color-coded stainless steel sensor clamps with built-in super-sensitive microphone in the tips for optimal sound detection
- Heavy-duty professional headphones block any unwanted sounds



GA111D

Mechanic's

GA111D Mechanic's Stethoscope (Blue-Point®)

- Locates any engine sound, such as bearing noise, knocks and squeaks in fan or water pump and valve tappets
- Sound-amplifying diaphragm and a 12" probe locate trouble



GA112

GA112 Stethoscope with Magnetic Holder

- Magnetic holder allows stethoscope to be held in place hands free so technician can check for chassis noise individually
- Unique sound chamber and super thin diaphragm greatly amplifies sounds
- Quickly pinpoints the source of noises in engines, transmissions, differentials and bearings



- Read and follow safety messages in the instructions.
- Do not use in environment with explosive vapor.
- Keep hands away from moving parts.

† These products can expose you to chemicals which are known to the state of California to cause cancer and reproductive harm. See pages P1-P2 for details.

- Read Safety Precautions on pages W1-W4

INFRARED THERMOMETERS



CTG861K1

CTG861 Series Color Display Infrared Thermometers

The Snap-on® CTG861 14.4 V color display 12:1 infrared temperature gun provides safe, easy readings in any automotive or industrial setting. The CT861 provides high resolution with great accuracy and will handle a wide range of temperatures. This full-featured unit is the industry standard.

- Tough and lightweight for maximum maneuverability and less user fatigue, this family of MicroLithium Cordless Power Tools feature integrated soft-grip handles for the ultimate in comfort and control, while their small size means they fit into tight spaces with ease
- Operating on the CTB8174 14.4 V 2.5 Ah MicroLithium battery, these tools deliver big power in the most restricted areas, both inside the passenger compartment and under the hood, for more power and flexibility than ever before

Specifications	CTG861K1
IR Resolution	< 1,000 °C/°F; 0.1 °C/°F; > 1,000 °C/°F; 1 °C/°F
IR Accuracy	0–560 °C; ±2% or 2 °C; -18–0 °C: 5 °C 560–1,000 °C ±2% ±3dig
IR Repeatability (+23 Ems=0.95)	±2% or ±2 °C/°F
K Type Range (Optional)	-328–2,372 °F (-200–1,300 °C)
K Type Accuracy (Optional)	.05% of Reading ±1.8 °F (±1 °C)
Response Time	500 mSec
Spectral Response	7–14 um
Display Hold	Last reading and operating mode display for 10 sec nominal upon trigger release
Emmissivity	0.30–0.99 Adjustable
Alarm	On/Off and High/Low
Record	Rec/Max/Min
Ambient Operating Range, °F (°C)	32–120 (0–50)
Relative Humidity	10–80% RH non-condensing
Temperature Range	-58–1,832 °F (-50–1,000 °C)
Storage Temperature	14–140 °F (-10–140 °C) without Battery
Distance To Spot Size	12:1 (90% energy covered)
Battery Type	Snap-on® 14.4 Volt
Runtime on a Single Battery Charge, hours	35
Charger	CTC772A
Tool Only	CTG861DB

CE - DE, ES, FR, IT, GB, NL, JP

Infrared Thermometers



RTEMP8



RTEMPB3A



RTEMPB7

Specifications	RTEMP8	RTEMPB3A*	RTEMPB7*
Temperature Range	-60–760 °F (-76–1,400 °C)	-58–932 °F (-20–500 °C)	-31–689 °F (-35–365 °C)
Temperature Display	Selectable (°F or °C)	Selectable (°F or °C)	Selectable (°F or °C)
Response Time	1 Second	0.5 Second	1 Second
Emissivity	Adjustable, set to 0.95	0.98	0.95 or 0.70 (0.95 default)
Power	(2) AAA Batteries	9 V Alkaline or Ni-Cad Battery	(2) AAA Batteries
Accuracy	±1.8 °F (±1 °C)	±2% of reading or ±4 °F (±2 °C)	2.7 °F (±1.5 °C)
Distance to Spot Ratio	12:1	12:1	—
Ambient Operating Range, °F (°C)	32–122 (0–50)	32–105 (0–41)	32–122 (0–50)
Description	Multi-Laser Infrared Thermometer	Infrared Laser Thermometer (Blue-Point®)	Infrared Thermometer (Blue-Point®)

*Blue-Point®

CE - DE, ES, FR, IT, GB, NL, JP

RTEMP8 Multi-Laser Infrared Thermometer

- Easy-to-read color screen
- Modes include E, MAX, MIN, DIF, AVG, HAL and LAL
- Distance: Spot = 12:1
- Temperature range: -76–1,400 °F (-60–760 °C)
- Operating range: 32–122 °F (0–50 °C)
- Battery: (2) AAA
- Battery life: minimum of 7 hours of continuous use with laser and 30 hours of continuous use without laser
- Thermometer automatically shuts off if left idle for more than 60 seconds
- Accuracy: ±1.8 °F (±1 °C)
- This is NOT intended to be used to take human temperatures
- This thermometer is NOT intended to measure internal body temperature

RTEMPB3A Infrared Laser Thermometer (Blue-Point®)

- Temperature range: -58–932 °F (-20–500 °C)
- Compact size: 5.88 x 3.62 x 1.38" (149.2 x 92.1 x 34.9 mm)
- Laser targeting accuracy
- Enhanced backlit four-digit LCD for easy viewing
- Automatic power-off after 10 seconds
- Nylon holster for transport and safe storage
- Battery: 9 V Alkaline or NiCad
- Operating range: 32–105 °F (0–40 °C)
- Conformity

RTEMPB7 Infrared Thermometer (Blue-Point®)

- Modes include E, MAX, MIN, DIF and AVG
- Distance: Spot = 12:1
- Temperature range: -31–689 °F (-35–365 °C)
- Operating range: 32–122 °F (0–50 °C)
- Battery: (2) AAA
- Battery life: typically lasts 18 hours; minimum of 14 hours of continuous use
- This thermometer is NOT intended to measure internal body temperature
- This is NOT intended to be used to take human temperatures

Tachometers

EEDMTACH1A Digital Contact/Non-Contact Laser Tachometer

- Ideal for use on fan or serpentine belts, industrial equipment, race cars, marine, motorsports, ATV, big rig engines and more
- Measures RPM on vehicle components and industrial equipment
- Obtains RPM readings up to 25' away from its target
- No-contact laser mode works great in tight areas and keeps the user away from moving parts
- Unique pistol grip design fits comfortably in the hand
- Line-of-sight aiming design provides easy-to-read results on the LCD color display—easily read in low or bright sunlight conditions
- Memory recall brings back the last measurement on the display before powering off
- Uses standard 9 V batteries
- Up to 30,000 RPM non-contact



EEDMTACH1A

MTTACH1A1 24 pk Reflective 1/2" Squares

- Reflective photo tape for the EEDMTACH1 Tachometer

EEDMRPM500 Digital Tachometer (Gas Engines)

- Used to digitally read RPM on single cylinder, 2- or 4- stroke CDI gas engines
- Choose between 2- or 4-stroke engines and 1- or 2-spark CDI Ignition systems
- Unit provides min/max readings with eight storage locations to save readings for future reference
- 300–10,000 RPM range
- Powered by 9 V battery (included)
- Overall dimensions: 2-3/4 x 5-3/4 x 1"



EEDMRPM500

EEDMRPMD500 Diesel Engine Adaptor

- Optional diesel engine adaptor for the EEDMRPM500 Digital Tachometer
- For use on diesel engines only
- 300-6,000 RPM range



EEDMRPMD500

Diesel Pulse Adaptor (Blue-Point®)

MT257B Diesel Pulse Adaptor (Blue-Point®)

- Tests injector timing or engine RPM on diesel engines equipped with 1/4" or 6 mm external steel fuel injector lines
- Enables use with inductive pick-up timing light to test engine timing
- Not for use on diesels with common rail fuel systems



MT257B

SPECIALTY METERS AND SMALL TESTERS

Coil-On-Plug (COP) Ignition Probes (Blue-Point®)

YA76562 Ignition Quick Probe (Blue-Point®)

- Quickly verifies the firing of a coil-on-plug (COP) ignition coil and spark plug
- Eliminates the need for back probing coil wires and disassembly to test at the coil connector or spark plug
- Variable sensitivity (VS) thumbwheel for greater diagnostic accuracy and expanded application coverage
- Super-bright KV and ARC indicator LEDs



YA76562



- Read and follow safety messages in the instructions.
- Do not use in environment with explosive vapor.
- Avoid touching hot surfaces.
- Read Safety Precautions on pages W1–W4

TIMING LIGHTS



EETL500



EETL5568A



MT125A

Timing Lights

EETL500⁺ Digital Tach/Advance Timing Light

- Perfect for hot rod and muscle car enthusiasts
- Clearly view each flash with patented skip circuitry for tachometer readings up to 9,900 RPM, adjust engine RPM
- View, set and adjust ignition advance and retard: 0–90° set base timing, overall advance and view ignition retard
- Measures battery voltage (10–16 V) with quick-references LEDs
- Measure and adjust ignition dwell: 0–180°/1–12 cylinders with points ignitions
- Set ignition timing: works on DIS, conventional and most aftermarket ignition systems without solid core wires (fits up to 10mm diameter)
- Measures engine RPM and ignition advance, as well as dwell on older points-type ignition systems
- Patented pivoting head with a xenon strobe and dual LED flashlight makes it easy to get into tight spots and see
- Timing on both 2- and 4-cycle (DIS and conventional) engines, 1–12 cylinders, no adaptors required
- Comes with a hard case for storage and protection
- Full two year warranty
- Patents #D377,622, #4,594,886 and #5,767,681 apply
- Technical Support: 877-447-6276

EETL500-2 Inductive Pick-up Leads

- Inductive pick-up leads for the EETL500 Timing Light

EETL5568A⁺ Digital Timing Light (Blue-Point[®])

- Multifunction timing light works on all distributorless and conventional ignition systems
- Patented skip circuitry tests tachometer readings up to 9,900 RPM
- View, set and adjust ignition advance and retard: 0–90°
- Measure and adjust ignition dwell: 0–180°/2–12 cylinders
- Measure battery and charging voltage: 10–16 V
- Dual display backlit screen allows clear viewing of the tachometer and ignition advance reading
- Clamp opening fits up to a 10 mm diameter spark plug wire
- Includes carry case EETL5568-PB

MT125A Self-Powered Timing Light (Blue-Point[®])

- Self-powered timing light features a single 6' inductive pick-up
- Quick attachment to spark plug wires on motorcycles, marine motors, snowmobiles, jet skis, small engines and other equipment that do not have easy access to a battery power source
- Can be used for automotive applications
- On/Off switch is located within thumb's reach
- Maximum 2,000 RPM

MEMORY SAVERS



EECS5MEM



YA960

Computer Memory Savers

EECS5MEM⁺ 5' OBD-II Memory Cord (Blue-Point[®])

- Turns any jump starter with a 12 V power port into a memory saver
- Acts as an interface connector between a jump starter and a vehicle's OBD-II port
- Prevents electronic memory loss when disconnecting a vehicle's battery

YA960 Computer Memory Saver (Blue-Point[®])

- Prevents memory loss on digital radios, clocks, door locks and computers when disconnecting a vehicle battery
- Plugs into cigarette lighter socket
- Uses a 9 V battery to keep "memories" alive for up to four continuous hours

Fuse Tools (Blue-Point®)

FZ7A Fuse Tong (Fuses 15/16" to 1" D) (Blue-Point®)

- Nylon tongs remove auto high-tension wires and pull cartridge fuses from 15/16–1" in diameter
- Hooks on the handles and jaws
- Tongs have high insulating qualities and are resistant to oil, water and heat up to 300 °F
- Hand stops prevent slipping



FZ7A

FZ4B Fuse Tong (Fuses up to 15/16" D) (Blue-Point®)

- Delrin® tongs pull fuses up to 15/16" in diameter
- 1/8" hook on the handle pulls short fuses
- Tongs have high insulating qualities and are resistant to oil, water and heat up to 300 °F
- Hand stops prevent slipping



FZ4B

YA9811† Relay/Fuse Pliers (Blue-Point®)

- Removes/installs relays and fusible links
- Designed to reach into confined access areas
- Slip joint design enables use for a variety of sizes
- Coated pliers tips securely grips corner of relay or fusible link
- Black industrial finish with red cushioned grip handles
- 8" in length



YA9811

GM® Multifunction Switch Tool

GMSTB25† Multifunction Switch Tool for GM® vehicles

- Reduces the time it takes to replace the multifunction switch (turn signal/dimmer/windshield wiper) without removing the airbag, steering wheel and clock spring
- Includes a low-profile 1/4" magnetic bit wrench with a T25 Ball TORX® bit that allows better control and access in restricted areas
- Reversible ratcheting action
- Heat-treated for strength and durability
- Chrome plated for great appearance and wear resistance



GMSTB25

Wire Insertion Tools

WINS100R* Wire Insertion Tool Set

- Prevents damage to electrical sheathing
- Helps the technician feed or pull wire around a number of obstacles, or against pieces of metal
- Provides flexibility/adaptability; set allows technician to adapt to each application through the use of different lengths and diameters of tubes
- Ideal for use with Snap-on® videoscopes; protects investment by using this tool to direct/protect the expensive fiber optic element during use
- Tubes thread into metal threaded insert within the handle, providing strong connection
- Tube angular orientation prevents the wires from "dead-heading" against an object, and getting stuck or damaged
- Includes storage tray



WINS100R

WINS430 5/16 x 4" Shaft for WINS100 Set

WINS450 1/2 x 4" Shaft for WINS100 Set

WINS830 5/16 x 8" Shaft for WINS100 Set

WINS850 1/2 x 8" Shaft for WINS100 Set

WINS1R* Wire Insertion Tool Hard Handle

- Handle is interchangeable with WINS100 and WINS240 series straight tube shafts

WINS240R* 3 pc Flexible Wire Insertion Tool Kit

- Flexible shafts allow the user to install/remove wires around obstacles
- Prevents damage to delicate wire sheathing
- Handle is interchangeable with the WINS100 Series straight tube shafts
- 4.5 mm shaft diameter shaft has the ability to hold a tight radius
- Includes a storage tray



WINS240R

WINS12FS 12" Wire Insertion Flexible Shaft

- Flexible shafts allow the user to install/remove wires around obstacles
- Prevents damage to delicate wire sheathing

WINS24FS 24" Wire Insertion Flexible Shaft

- Flexible shafts allow the user to install/remove wires around obstacles
- Prevents damage to delicate wire sheathing
- Ideal for motorcycle wiring (tubes and handlebars)



WINS24FS

Colors Available



* 0 G
 ADD SUFFIX TO STOCK NUMBER
 FOR SPECIAL COLORS.



- Read and follow safety messages in the Instructions.
- Do not use in environment with explosive vapor.
- Plastic coated handle does not protect against electric shock.

- † These products can expose you to chemicals which are known to the state of California to cause cancer and reproductive harm. See pages P1–P2 for details.
- Read Safety Precautions on pages W1–W4

ELECTRICAL/TERMINAL TOOLS



YA13120



GA500A



TT12KT



BTC10



BTC8A



YA249



YA9484

Terminal Tools

YA13120 Electrical Connector Separator (Blue-Point®)

- Disconnects electrical connectors without damage
- Double ended to fit different access angles
- Simply engage the tool tip behind the connector clip, and push or pull to disconnect
- Works on Weather Pack and other automotive electrical connectors

GA500A Wire Terminal Tool (Blue-Point®)

- Prongs depress the barbs on conventional terminals

YA500GM Wire Terminal Tool (Blue-Point®)

- Designed for use for Pack-Con and Weather Pack terminals on GM® C3 systems

YA500F Terminal Tool for Ford® Vehicles (Blue-Point®)

- For use on Ford® terminals

TT3KT Terminal Tool Set (Blue-Point®)

- Comprehensive set covers the majority of today's popular terminals
- Includes GA500A, YA500GM, YA500F and TT3-1 handles that slip over probes to protect the technician's hands and provides extra leverage

TT600[±] 6 pc Terminal Tool Kit

- Includes (6) tools for removing terminals from the harness blocks: pin vise, square probe, wedge probe, tube probe, flat probe and hook probe
- Includes a vinyl pouch

TT12KT C3/Wire Terminal Tool Kit for GM® Vehicles (Blue-Point®)

- Applications include most GM® and other US computer connectors and terminals
- Individual handles for easy access in tight places
- Designed for Pack-Con and Weather Pack terminals with a flat blade to open connectors and a fork for ALDL connectors to access trouble codes
- Color coded: red handle for GM® and green for wire terminal tools
- Kit includes these GM® C3 system terminal tools: 3.3 x 28 mm terminal tool, 1.4 x 28 mm square terminal tool, 1.5 x 24.75 mm flat terminal tool, 2 x 22 mm flat terminal tool, 8 x 24 mm fork terminal tool, 3/16 x 1" flat screwdriver, 3.3 x 28 mm tube terminal tool, 4.3 x 13 mm tube terminal tool, 3.75 x 13 mm tube terminal tool, 3 x 13 mm tube terminal, 3 mm flat 2-blade terminal tool and 1.6 mm flat 2-blade terminal tool
- Includes a storage case

TT1201 Terminal Tool

- 3.3 x 28 mm
- Red handle

TT1202 Square Terminal Tool

- 1.4 x 28 mm
- Red handle

TT1203 Flat Terminal Tool

- 1.5 x 24.75 mm
- Red handle

TT1204 Flat Terminal Tool

- 2 x 22 mm
- Red handle

TT1205 Fork Terminal Tool

- 8 x 24 mm
- Red handle

TT1206 Flat Tip Screwdriver

- 3/16 x 1"
- Red handle

TT1207 Tube Terminal Tool

- 3.3 x 28 mm
- Green handle

TT1208 Tube Terminal Tool

- 4.3 x 13 mm
- Green handle

TT1209 Tube Terminal Tool

- 3.75 x 13 mm
- Green handle

TT1210 Tube Terminal Tool

- 3 x 13 mm
- Green handle

TT1211 Flat Two-Blade Terminal Tool

- 3 mm
- Green handle

TT1212 Flat Two-Blade Terminal Tool

- 1.6 mm
- Green handle

BTC10 Side Terminal Cleaner (Blue-Point®)

- Cutters on one side clean battery contacts and a brush cleans the cable contact
- 4-1/2" long

BTC3A Terminal Brush (Blue-Point®)

- Stiff wire bristles thoroughly clean posts and clamps
- 3-3/8" long

BTC7B Terminal Cleaner (Blue-Point®)

- Cleans posts and cable clamps
- Includes a small circular wire brush with a protective cap to clean side terminals
- Plastic body

BTC8A Terminal Cleaner (Blue-Point®)

- Cleans posts and cable clamps
- Plastic body
- 3-1/2" long

BTCR1[±] Battery Crimp Tool

- Designed to service battery cables while still attached to the vehicle
- Uses a common wrench and ratchet to securely crimp a cable end
- Crimps battery terminal ends up to 0 AWG cable
- Convenient 14 mm, 9/16" hex drive on heat-treated fine thread actuator and a 16 mm, 5/8" hex on the frame to hold it with a wrench while crimping
- Heat-treated for durability

BTCR1-1[±] Main Body

- Main body for the BTCR1 Battery Crimp Tool

BTCR1-2[±] Threaded Bolt

- Threaded bolt for the BTCR1 Battery Crimp Tool

YA249[±] 5/16" Hex GM® Battery Terminal Ratcheting Box Wrench (Blue-Point®)

- Designed for use on GM® side terminal batteries
- 5/16" hex, 5-1/2" long

YA249L[±] 5/16" Side Battery Terminal Ratcheting Box Wrench (Blue-Point®)

- Extra long (9-3/4") for connecting/disconnecting battery side terminals on 1994–later Ford® Aerostar vans and GM® vehicles including 1994–later Pontiac® Grand AM, Grand Prix®, W body cars, plus Buick® Regal®, Oldsmobile Cutlass, Chevrolet® Lumina and Lumina APV
- 5/16" wrench size

YA9484 Battery Terminal Crimper (Blue-Point®)

- Ideal for replacing or repairing battery cable terminal ends
- Design helps prevent overcrimping
- Terminal sizes 6-gauge through 4/0

Terminal Tools

SGDTT106** 6 pc Deutsch Terminal Tool Kit

- Stainless steel design prevents the tool from breaking or bending
- Six tools cover the entire spectrum of sizes from 20–4
- Designed to be long enough to reach the retaining tabs without removing the seal

SGDTT4** Size 4 Deutsch Terminal Tool

- Stainless steel design prevents tool from breaking or bending unlike plastic OEM tools
- Deutsch connectors are heavily sealed for use in harsh conditions like those in agriculture, construction and recreational applications
- These seals are extremely difficult to remove when the connector is fully stuffed with wires/terminals; these new terminal tools are designed to be long enough to reach the retaining tabs without removing the seal

SGDTT8** Size 8 Deutsch Terminal Tool

SGDTT12** Size 12 Deutsch Terminal Tool

SGDTT14** Size 14 Deutsch Terminal Tool

SGDTT16** Size 16 Deutsch Terminal Tool

SGDTT20** Size 20 Deutsch Terminal Tool


Colors Available



* ADD SUFFIX TO STOCK NUMBER FOR SPECIAL COLORS.



SGDTT106



SGTT110B

Soft Grip Terminal Tools

Easily remove terminals from electrical connectors found on mid-1990s and later US and import vehicles. Terminal tools incorporate a stainless steel design with ergonomic soft grip handles.

SGTT110B 10 pc Soft Grip Terminal Tool Set

- Includes (10) terminal tools
- Includes a storage tray

SGTT1B Soft Grip Terminal Tool

- Use on PCM and transmission harnesses found on Chrysler®, Hyundai®, Kia® and Mitsubishi® vehicles
- 4-13/16" long

SGTT2B Soft Grip Terminal Tool

- Provides a robust narrow-width blade with a fulcrum for easier access to the release tabs found on newer terminal blocks
- 4-13/16" long

SGTT3B Soft Grip Terminal Tool

- For use on underhood sensors, such as coolant temperature and throttle position sensors
- For use on Ford®, GM® (including Cadillac®), Chrysler®, Mitsubishi® and Hyundai® vehicles
- 4-13/16" long

SGTT4B Soft Grip Terminal Tool

- Used for cutting open wire harnesses for easy access to troubleshooting and replacement applications
- Easily slits harness sheathing without piercing the wires inside
- 4-3/8" long

SGTT5B Soft Grip Terminal Tool

- For use on 55-pin ABS ECUs found on Ford®, GM®, Jaguar®, Jeep®, Volvo®, VW®, BMW®, Hyundai®, Kia® and Mercedes® vehicles
- 4-13/16" long

SGTT6B Soft Grip Terminal Tool

- For use on 35-pin ABS ECUs found on Audi®, BMW®, Chrysler®, Ford®, GM®, Infiniti®, Isuzu®, Jaguar®, Mazda®, Mercedes-Benz®, Mitsubishi®, Nissan®, Porsche®, Subaru®, Saab®, Volvo® and VW® vehicles
- 4-13/16" long

SGTT7B Soft Grip Terminal Tool

- Applications include Powertrain Control Modules (PCM) on Acura®, Audi®, Chrysler®, Ford®, Hyundai®, Jaguar®, Kia®, Mercedes-Benz®, Mazda®, Toyota® and Volkswagen® vehicles
- 4-27/32" long

SGTT8B Soft Grip Terminal Tool

- Applications include Powertrain Control Modules (PCM) on Acura®, Audi®, Buick®, Chrysler®, Ford®, GM®, Honda®, Jaguar®, Mercedes-Benz®, Mazda®, Toyota® and Volkswagen® vehicles
- 4-27/32" long

SGTT9B Soft Grip Terminal Tool

- Applications include Powertrain Control Modules (PCM) on Acura®, Audi®, Chrysler®, Jaguar®, Hyundai®, Kia®, Mercedes-Benz®, Toyota® and Volkswagen® vehicles
- 4-27/32" long

SGTT10B Soft Grip Terminal Tool

- Applications include open connector clips and sides of clips on Acura®, Audi®, Chrysler®, Honda®, Mercedes-Benz® and Volkswagen®
- 4-27/32" long



- Plastic coated handle does not protect against electric shock.
- †These products can expose you to chemicals which are known to the state of California to cause cancer and reproductive harm. See pages P1–P2 for details.
- Read Safety Precautions on pages W1–W4

FUEL AND ENGINE SYSTEMS: COMPRESSION GAUGE SETS AND ADAPTORS



EEPV700-MSTR

EEPV700-ADD

EEPV700-KIT

(For use with the EEFI or EEPV vehicle specific adaptors sold separately or already owned)

Pressure Gauge Sets

EEDF700-MSTR 1,000 PSI Wireless Diesel Pressure Tester Set with Free App

- Test low-side fuel pressure and compression on Powerstroke®, Cummins®, Duramax® and other light and medium duty trucks—test vacuum and more
- Master set includes the adaptors found in: EEPD500, EEPD501, EEDF500, EEDF502, EEDF503 (No duplication, no analog gauges)
- Gray housing helps identify diesel vs. the original red gas version
- Organized compartments in the top tray and movable dividers in the lower section allow the user to neatly store components
- Units of measure include PSI, kPa, Bar, mBar, inHg, inH₂O, cmH₂O
- View the pressure and vacuum measurement results that transmit wirelessly to a Bluetooth®-enabled Android® or Apple® device (sold separately), or on the tool display
- Record readings to your Bluetooth®-enabled device during a road test; view the results back in the shop
- Min/max readings are graphed to aid in diagnosing the problem
- Store 1–12 cylinder readings; no writing required
- Store the results by customer, vehicle, license plate, date, technician and more
- Share the results via shop email, text or social media—include with vehicle owner’s invoice

Follow these steps:

1. Get free app
 2. Select and connect included adapter to pressure tester
 3. Connect to engine
 4. Sync to remote device
 5. Take readings and diagnose
 6. Store and share results
- Convenient magnet for easy mounting
 - Requires less space in your tool box for all this capability
 - For customers who prefer the APP’s capability and the digital readout vs analog gauge
 - Technical Support: 855-779-8880

EEPV700-ADD Fuel, Vacuum, Engine Oil, Transmission, Pressure and Compression Adaptor Kit (EEPV700-KIT) + (EEPV700-ADD) = (EEPV700-MSTR)

- The complete adaptor kit includes the essentials for testing compression, vacuum, fuel, engine oil or transmission fluid pressure up to 500 PSI maximum when added to the EEPV700-KIT already owned
- Organized compartments in the top tray and moveable dividers in the lower section allow you to store components neatly as desired

EEPV700-KIT 500 PSI Wireless Pressure Tester Kit

Included Accessories

- EEPV700-1 Compression Test Adaptor
- EEPV700-2 Fuel Pressure Test Adaptor
- EEPV700-3 Oil Pressure Test Adaptor
- EEPV700-4 Transmission Pressure Test Adaptor
- EEPV700-5 Vacuum Test Adaptor

FUEL AND ENGINE SYSTEMS: COMPRESSION GAUGE SETS AND ADAPTORS

Compression Gauge Sets

EEPV500[‡] Automotive Compression Test Set

- Tests cars and trucks with hard-to-access spark plug ports
- 2-3/4" dia., 300 PSI gauge assembly has superior accuracy, pressure release button and 24" flexible hose with quick coupler
- Includes EEPV5G12L, EEPV5G14L and EEPV5G14S



EEPV500

EEPV503[‡] Motorcycle Compression Gauge Set

- Tests motorcycles and recreational vehicles with hard-to-access spark plug ports
- 2-3/4" dia., 300 PSI gauge assembly has superior accuracy, pressure release button and 24" flexible hose with quick coupler
- Includes EEPV5G10L, EEPV5G12L and EEPV5G14L



EEPV600

EEPV500-H[‡] Hose Assembly

- For use with EEPV500 and EEPV503

EEPV600[‡] Compression Gauge Set

- Simplifies compression testing on engines with deep spark plug wells
- Knurled end allows hand tightening to aid against over-torquing or cross-threading
- Gauge can be connected to the included hose assembly for extra reach
- 300 PSI (2,100 kPa) superior accuracy gauge with pressure release button
- Includes: EEPV6G12L and EEPV6G14L

EEPV6-300G[‡] Gauge and Boot Assembly

- For use with EEPV600

EEPV600-H[‡] Hose Assembly

- For use with EEPV600



Compression Gauge Adaptors

- Detects piston ring, intake/exhaust valve, head gasket or other engine issues
- 10-1/4" overall length unless otherwise noted
- Standard reach applies to flat and tapered spark plug hole seats; long reach applies to servicing motorcycle engines
- For EEPV6 adaptors: Simply connect the hose coupler and gauge of the customer's existing EEPV500 or EEPV600 (EEPV500 and EEPV600 sold separately)

EEPV5G10L[‡] Compression Gauge Adaptor

- Long reach (M10 x 1.0 pitch)
- Thread length .70"

EEPV5G10S[‡] Compression Gauge Adaptor

- Standard reach (M10 x 1.0 pitch)
- Thread length .43"

EEPV5G12L[‡] Compression Gauge Adaptor

- Long reach (M12 x 1.25 pitch)
- Thread length .68"

EEPV5G12T[‡] Compression Gauge Adaptor

- M12 x 1.25 pitch
- Main application is second generation Ford[®] Triton[®] engines 2008 and later
- Tests cylinder compression up to 300 PSI
- Additional applications include Mercedes-Benz[®] (most V6 and some V8 models newer than 2006), Nissan[®] (2.5 L 2008 and later) and Toyota[®] Scion[®] (1.8 L 2008 and later) vehicles

- 18" length

- Thread length .71"

EEPV6G14L[‡] Long-Neck Chrome Adaptor

- M14 x 1.25 pitch
- Thread length .73"

EEPV5G14L[‡] Compression Gauge Adaptor

- Long reach (M14 x 1.25 pitch)
- Thread length .73"

EEPV5G14S[‡] Compression Gauge Adaptor

- Standard reach (M14 x 1.25 pitch)
- Thread length .36"

EEPV6G14L[‡] Long-Neck Chrome Adaptor

- M14 x 1.25 pitch
- Thread length .73"

EEPV6G14S[‡] Standard Reach Chrome Adaptor

- M14 x 1.25 pitch
- Thread length 0.36"

EEPV5G16T[‡] Compression Gauge Adaptor

- Long reach (M16 x 1.5 pitch) for Ford[®] 5.4 L Triton[®] engines
- 18" length
- Thread length 1.23"

EEPV6G16L[‡] Long-Neck Chrome Adaptor

- M16 x 1.25 pitch
- Thread length .90"

EEPV5G18S[‡] Compression Gauge Adaptor

- Standard reach (M18 x 1.5 pitch)
- Thread length .44"

EEPV6G3PK[‡] 3 pc Chrome Compression Adaptor Set

- Set includes EEPV6G12L, EEPV6G14L and EEPV6G14S (3 pc)
- For use with EEPV500 and EEPV503 compression gauge sets
- Simplifies testing of compression on engines with deep spark plug wells
- Knurled end allows hand tightening to aid against over-torquing and cross-threading



• Read and follow safety messages in Instructions.
 • Do not expose gasoline or fuel to flames, sparks or other sources of ignition.
 • Use only in well ventilated areas.
 ‡ These products can expose you to chemicals which are known to the state of California to cause cancer and reproductive harm. See pages P1-P2 for details.
 • Read Safety Precautions on pages W1-W4

FUEL AND ENGINE SYSTEMS: COMPRESSION GAUGE SETS AND ADAPTORS



MT27D

Cone-Type Compression Gauge

MT27D Cone-Type Compression Gauge

- Range from 0–300 PSI and 0–2,100 kPa
- Cone seal is held firmly over plug hole, unit does not thread in
- Ideal for small gasoline engines, motorcycles, ATVs and snowmobiles



EEPV6G1822

Pressure Gauge Sets

- Intended for use on spark-ignited gasoline engines that do not exceed 1,000 PSI compression
- Uses hose adaptors that thread into the spark plug hole and connect at the gauge hose's quick coupler
- Maintains highest compression test reading and resets to zero with a push-button release valve
- Gauge displays individual cylinder pressure
- Test range: 0–1,000 PSI (0–6,895 kPa) in 10 PSI (50 kPa) increments
- Detect piston ring, intake/exhaust valve, head gasket or other engine issues

EEPV6G1822[‡] M18 X 1.5 Thread Compression Adaptor

- Simplifies compression testing on engines with deep spark plug wells
- For use with EEPV6-300G gauge and EEPV600H (sold separately)
- T-handle for easier threading in greasy applications
- M18 x 1.50 pitch
- 22" overall length for long reach applications
- Maximum 300 PSI
- Technical Support: 855-779-8880



Includes Free App

Pressure Gauge Sets

- Intended for use on spark-ignited gasoline engines that do not exceed 300 PSI compression
- Uses hose adaptors that thread into the spark plug hole and connect at the gauge hose's quick coupler
- Maintains highest compression test reading and resets to zero with a push-button release valve
- Gauge displays individual cylinder pressure
- Test range: 0–300 PSI (0–2,000 kPa) in 10 PSI (50 kPa) increments
- Detect piston ring, intake/exhaust valve, head gasket or other engine issues



EEDF700-MSTR 1,000 PSI Wireless Diesel Pressure Tester Set with Free App

- Test low-side fuel pressure and compression on Powerstroke®, Cummins®, Duramax® and other light and medium duty trucks—test vacuum and more
- Master set includes the adaptors found in: EEPD500, EEPD501, EEDF500, EEDF502, EEDF503 (No duplication, no analog gauges)
- Gray housing helps identify diesel vs. the original red gas version
- Organized compartments in the top tray and movable dividers in the lower section allow the user to neatly store components
- Units of measure include PSI, kPa, Bar, mBar, inHg, inH₂O, cmH₂O
- View the pressure and vacuum measurement results that transmit wirelessly to a Bluetooth®-enabled Android® or Apple® device (sold separately), or on the tool display
- Record readings to your Bluetooth®-enabled device during a road test; view the results back in the shop
- Min/max readings are graphed to aid in diagnosing the problem
- Store 1–12 cylinder readings; no writing required
- Store the results by customer, vehicle, license plate, date, technician and more
- Share the results via shop email, text or social media—include with vehicle owner's invoice



EEDF700-MSTR

Follow these steps:

1. Get free app
2. Select and connect included adapter to pressure tester
3. Connect to engine
4. Sync to remote device
5. Take readings and diagnose
6. Store and share results

- Convenient magnet for easy mounting
- Requires less space in your tool box for all this capability
- For customers who prefer the APP's capability and the digital readout vs analog gauge
- Technical Support: 855-779-8880

Diesel Compression Gauge

EEPD500[‡] Diesel Compression Gauge

- Range from 0–800 PSI and 0–5,500 kPa
- Includes 18" hose with release valve
- Technical Support: 855-779-8880

EEPD501[‡] Diesel Compression Test Kit

- Includes adaptors to test Power Stroke[®], Cummins[®], Duramax[®], Mercedes[®], Isuzu[®] and Mitsubishi[®] light-duty diesel engines
- Includes 800 PSI gauge and diesel compression adaptors for glow plug and injector applications
- Packed in blow-molded case that has additional slots for future expansion and fits in 4" drawer

EEPD5-800G[‡] 800 PSI Replacement Gauge



EEPD500



EEPD501



EEPV313C



M3540C



M3542C



M3543C



M3571C




M3572C



M3574C



M3584C



M3585C

Compression Adaptors/Injector Style

- For use with EEPD500

EEPV313C[‡] Diesel Compression Gauge Adaptor

- For 1998–2002 Dodge[®] 24-valve 5.9 L Cummins[®], plus 5.9 L Cummins[®] ISB and ISBE diesel engines

M3540C[‡] Compression Adaptor

- For Cummins[®] 855 in³ NH, and 903 V8 and L10 diesel engines

M3542C[‡] Diesel Compression Gauge Adaptor

- For Volkswagen[®], Mercedes-Benz[®], Volvo[®] and Audi[®] 5000 diesel engines
- M24 x 2.0 pitch

M3543C[‡] Diesel Compression Gauge Adaptor

- For Detroit[®] 53, 71, 92 and 8.2 L diesel engines

M3571C[‡] Diesel Compression Gauge Adaptor

- For 21 mm injectors and Bosch[®]-type injectors on the following diesel engines: Allis-Chalmers[®] 433, 649 and 670; Allis/Fiat[®] 3-cylinder; John Deere[®] 404, 466, 531 and 619; Navistar[®] 361 and 407; Perkins[®] 4.203, 4.236, 4.248, 6.354 and 8.540; Wisconsin Engine[®] 340, 350, 430, 660, 670, 750, 860 and 1000; White Engine[®] D2000, D2300, D3000, D3400, and D4800; Mack[®] 673, 674, 675, 864, 865 and 866; Waukesha[®] diesel engines; Ford[®] tractor diesel engines; Scania[®] DN11 and DS11

M3572C[‡] Diesel Compression Gauge Adaptor

- For pencil-type injectors on the following: Caterpillar[®] 3208 and 1100 Series; Case[®] 70 Series 188 and 207; John Deere[®] early 300, 400 and 500 Series; 276, 404 and 531 diesel engines

M3574C[‡] Diesel Compression Gauge Adaptor

- For 17 mm injectors on Navistar[®] DT466 and 9 L, 312, 360, 414, 436 and 446 diesel engines

M3584C[‡] Compression Adaptor

- For Case[®]/Cummins[®] Series B 2.9, 3.9 and 5.9 L diesel engines

M3585C[‡] Compression Adaptor

- For Case[®]/Cummins[®] Series C 8.3 L engines



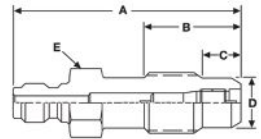
- Read and follow safety messages in Instructions.
- Do not expose gasoline or fuel to flames, sparks or other sources of ignition.
- Use only in well ventilated areas.
- [‡]These products can expose you to chemicals which are known to the state of California to cause cancer and reproductive harm. See pages P1–P2 for details.
- Read Safety Precautions on pages W1–W4

FUEL AND ENGINE SYSTEMS: DIESEL COMPRESSION



Compression Adaptors/Glow Plug-Style

- All “M” series glow plug-style adaptors plus the EEPV312C or EEPV312D adaptor require the use of either the M3569A or M3570A quick coupler



EEPV312C[‡] Glow Plug Compression Adaptor

- Duramax[®] 6600, 2001–2005

EEPV312D[‡] Glow Plug Compression Adaptor

- For Duramax[®] 6600, 2006 and newer

EEPV314C[‡] Glow Plug Compression Adaptor

- For Ford[®] Power Stroke[®]/Navistar[®] 7.3 L and VW[®] TDI 1.9[®] diesel engines

EEPV317C[‡] Glow Plug Compression Adaptor

- For Ford[®] Power Stroke[®] 6.0 L and Navistar[®]/International 6.0 L VT365E engines

EEPV318C[‡] Glow Plug Compression Adaptor

- For Power Stroke[®] engines
- Applicable to Mercedes-Benz[®] BlueTEC models, 2007–2016

M3545C[‡] Glow Plug Compression Adaptor

- For Ford[®]/International 6.9/7.3 L, Mercedes-Benz[®] E320 and Westerbeke[®] Marine engines

M3564C[‡] Glow Plug Compression Adaptor

- For GM[®] 6.2 L and 6.5 L diesel; Hummer[®] H1; Jeep[®] Liberty 2.8 L; and Mercedes-Benz[®], Freightliner[®], and Dodge[®] Sprinter 2.7 L engines

M3565C[‡] Glow Plug Compression Adaptor

- For Toyota[®] 1.8 L; Isuzu[®] 1.8 and 2.2 L diesel engines; and 4HE1, 6HE1 and HK1

M3566C[‡] Glow Plug Compression Adaptor

- For Toyota[®] and Nissan[®] 2.2 L diesel engines, plus Mitsubishi[®] 2- and 3-cylinder engines; CAT[®] 3022, 3023, 3024 and 3034; Ford[®]/Mazda[®] 2.0 and 2.2 L; Ford[®]/Mitsubishi[®] 2.3 L; Kawasaki[®] Mule 3010; Kubota[®] D650 and D1100; Mazda[®] B2200 2.2 and 2.0 L; Mitsubishi[®]/Fuso and Nissan[®] engines

M3576C[‡] Glow Plug Compression Adaptor

- For BMW[®] 2.4 L engines used in 1984 and 1985 Lincoln[®], Mark VII and Continental models; Peugeot[®] 1978–1984, 2.0 L and 2.3 L engines; and VW[®], Audi[®], and Volvo[®] 1.5 L, 1.6 L, 2.0 L and 2.6 L engines

M3569A[‡] Quick Coupler

- 45° offset

M3570A[‡] Quick Coupler

- 90° offset

Stock No.	Thread	A, inches (mm)	B, inches (mm)	C, inches (mm)	D, inches (mm)	E hex
EEPV312C [‡]	M10 x 1.25	4-1/8 (105)	3 (76)	2-1/2 (64)	3/10 (8)	12 mm
EEPV314C [‡]	M10 x 1.0	10.38 (263.6)	0.9 (22.9)	0.375 (9.5)	0.325 (8.25)	1/2"
EEPV317C [‡]	M14 x 1.25	10.1 (256.5)	0.625 (15.9)	0.25 (6.35)	0.318 (8.1)	5/8"
EEPV318C [‡]	M8 x 1.00	10.2 (259.1)	0.74 (18.9)	0.31 (7.9)	0.26 (6.6)	7/16"
EEPV312D [‡]	M10 x 1.25	3.57 (90.7)	1.00 (25.4)	0.25 (6.35)	0.32 (8.13)	1/2"
M3545C [‡]	M10 x 1.0	1.75 (44.5)	0.99 (25.1)	0.38 (9.65)	0.325 (8.25)	7/16"
M3564C [‡]	M10 x 1.0	2.5 (63.5)	0.782 (19.9)	0.314 (8.0)	0.313 (7.95)	7/16"
M3565C [‡]	M10 x 1.25	2.56 (65)	1.48 (37.6)	0.884 (22.45)	0.313 (7.95)	7/16"
M3566C [‡]	M10 x 1.25	2.00 (50.8)	1.157 (29.4)	0.407 (10.3)	0.313 (7.95)	7/16"
M3576C [‡]	M12 x 1.25	2.344 (59.5)	0.74 (18.8)	0.31 (7.9)	0.392 (9.95)	9/16"

Engine Vacuum Pressure Gauge Set

EEPV511[‡] Vacuum and Fuel Pump Tester

- Used for almost all basic vacuum pressure testing needs in the shop
- Performs engine vacuum tests on gasoline engines, as well as exhaust back pressure tests on applications with an oxygen sensor
- Tests vacuum accessories and emission control devices such as EGR valves canister purge systems, air switching and divert valves, vacuum delay and check valves, heater and A/C controls, and cruise control systems
- Multicolor gauge face with SAE, Hg, PSI, negative kPa and positive kPa

EEPV5V-ALL[‡] Vacuum Fittings Use with EEPV700

- For customers who do not own EEPV511

EEPV511-H 4' Silicone Hose

EEPV511-1[‡] M12/M18 Oxygen Sensor Adaptor

EEPV511-2[‡] Oxygen Sensor Adaptor Flange Gasket

EEPV511-3 Tapered Vacuum Fitting



EEPV511



EEPV5V-ALL

Cylinder Leakage Tester

EEPV509[‡] Cylinder Leakage Tester

- Pressure gauge displays input air pressure for proper cylinder leakage test set-up and provides accurate results
- Pressure gauge range is 0–100 PSI (0–700 kPa) in 2 PSI (20 kPa) increments
- Cylinder leakage gauge displays leakage as a percentage of input pressure in one of three distinctive zones: high, moderate or low
- For use with optional EEPV5 series adaptors
- Technical Support: 855-779-8880



EEPV509

Pressure Gauge Sets

EEPV508[‡] Automatic Transmission and Engine Pressure Set

- Includes (2) gauge assemblies for high-pressure (500 PSI) and low-pressure (100 PSI) ranges, adaptors to test a wide variety of automatic transmissions, a comprehensive instruction manual with an applications table and a storage case
- (4) special fittings are also included for connection to hard-to-reach test ports in areas requiring a 45° or 90° angle
- High-pressure gauge assembly includes a 3.5" dia. gauge
- 10' flexible hose with fluid coupler
- Technical Support: 855-779-8880



EEPV508



EEPV507

EEPV507[‡] Engine Oil Pressure Set

- Used on diesel and gasoline engines
- Includes SAE and metric adaptors for cars, trucks, tractors and stationary engines
- Includes a 0–100 PSI (0–700 kPa) gauge assembly
- 6' flexible hose with fluid coupler
- Technical Support: 855-779-8880



EEPV5F-ALL

EEPV5F-ALL[‡] Engine/Transmission Adaptors Use with EEPV700

- For customers who do not own EEPV507 or EEPV508

Set Contains:
EEPV508[‡] EEPV507[‡] EEPV5F-ALL[‡]

Stock No.	Description	EEPV508 [‡]	EEPV507 [‡]	EEPV5F-ALL [‡]
EEPV5F-0 [‡]	Male Quick-Connect Plug	•	•	•
EEPV5F-1 [‡]	2" Pipe Nipple	•	•	•
EEPV5F-2 [‡]	1/4" M x 1/8" F Hex Bushing	•	•	•
EEPV5F-3 [‡]	3/8" M x 1/8" F Hex Bushing	•	•	•
EEPV5F-4 [‡]	1/8" FNPT Coupling	•	•	•
EEPV5F-5 [‡]	1/8" M x 1/8" F Street Elbow	•	•	•
EEPV5F-6 [‡]	1/8"-28 BSPT	•	•	•
EEPV5F-7 [‡]	M10 x 1.0 Tapered Thread	•	•	•
EEPV5F-8 [‡]	M10 x 1.0 Adaptor	•	•	•
EEPV5F-9 [‡]	M10 x 1.25 Adaptor	•	•	•
EEPV5F-10 [‡]	M12 x 1.5 Adaptor	•	•	•
EEPV5F-11 [‡]	M12 x 1.75 Adaptor	•	•	•
EEPV5F-12 [‡]	M14 x 1.5 Adaptor	•	•	•
EEPV5F-13 [‡]	M16 x 1.5 Adaptor	•	•	•
EEPV5F-14 [‡]	M18 x 1.5 Adaptor	•	•	•
EEPV5F-15 [‡]	5/16"-24 Adaptor	•	•	•
EEPV5F-16 [‡]	7/16"-20 Adaptor	•	•	•
EEPV5F-17 [‡]	1/16"-27 Adaptor	•	•	•
EEPV5F-18 [‡]	M8 x 1.0 Tapered Thread	•	•	•
EEPV5F-19 [‡]	M8 x 1.0 Adaptor	•	•	•
EEPV5F-20 [‡]	M8 x 1.25 Adaptor	•	•	•
EEPV5F-21 [‡]	M16 x 2.0 Adaptor	•	•	•
EEPV507-H [‡]	6' Hose Assembly		•	
EEPV508-H [‡]	10' High-Pressure Hose Assembly	•		
EEPV5-100G [‡]	Pressure Gauge and Boot Assembly (100 PSI)	•	•	
EEPV5-500G [‡]	Gauge and Boot (500 PSI)	•	•	

- Read and follow safety messages in Instructions.
- Do not expose gasoline or fuel to flames, sparks or other sources of ignition.
- Use only in well ventilated areas.
- ‡These products can expose you to chemicals which are known to the state of California to cause cancer and reproductive harm. See pages P1–P2 for details.
- Read Safety Precautions on pages W1–W4



FUEL AND ENGINE SYSTEMS: FUEL INJECTION



EEFI5001A



EEFI500ACORE



EEFI5-ALL



Set Contains:
 EEFI500A+
 EEFI500ACORE+
 EEFI500AADD+
 EEFI5-ALL

EEFI Series Adaptor Sets

Stock No.	Description	EEFI500A+	EEFI500ACORE+	EEFI500AADD+	EEFI5-ALL
EEFI5001A [†]	Gauge and Hose Assembly with Bleed Off Valve	•	•		
EEFI5002 [‡]	Standard Schrader Hose Assembly: Chrysler®, GM®, M-B®, Porsche®, Saab®, Saturn® vehicles	•	•		•
EEFI5001AP1 [†]	Gauge and Boot (only)				
EEFI5003 [‡]	Small Schrader Hose Assembly: BMW®, Ford®, Jaguar®, Kia®, Lincoln®, Mazda®, Mercury®, Mini®, Volvo®, VW® vehicles	•	•		•
EEFI5004 [‡]	Standard Schrader Right Angle Adaptor: Chrysler®, GM®, Mercedes-Benz®, Porsche®, Saab®, Saturn® vehicles	•	•		•
EEFI5005 [‡]	Small Schrader Right Angle Adaptor: BMW®, Ford®, Jaguar®, Kia®, Lincoln®, Mazda®, Mercury®, Mini®, VW®, Volvo® vehicles	•	•		•
EEFI5006 [‡]	Tee Adaptor with 1/4, 5/16 and 3/8" diameter hoses and clamps: Chrysler®, Infiniti®, Isuzu®, Mazda®, Nissan®, Subaru®, Suzuki® vehicles	•	•		•
EEFI5006-1 [†]	Replacement Hoses and Clamps	•			•
EEFI5007 [‡]	Spare Parts Service Kit for 5001-5006		•	•	•
EEFI5008 [‡]	Tee Hose Assembly: 3/8" Quick-Connect	•			•
EEFI5009 [‡]	3/8" Quick-Connect Double Male: GM® vehicles	•			•
EEFI50010 [‡]	5/8" Spring Lock Male: Ford®, Mazda® vehicles	•			•
EEFI50011 [‡]	5/8" Spring Lock Female: Ford®, Mazda® vehicles	•			•
EEFI50012	5/16" Quick Connect Male: Acura®, Chrysler®, Ford®, Mazda®, Toyota® vehicles	•			•
EEFI50013	5/16" Quick Connect Female: Acura®, Chrysler®, Ford®, Mazda®, Toyota® vehicles	•			•
EEFI50013-L	5/16" 90° Quick-Connect Female: Chrysler®, Fiat®, Jeep®, VW®	•			•
EEFI50014	5/16" Male Hose Adaptor: BMW®, Chrysler®, Infiniti®, Nissan®, VW® vehicles	•			•
EEFI50015	5/16" Hose Adaptor: BMW®, Chrysler®, Infiniti®, Nissan®, VW® vehicles	•			•
EEFI50016	M14 x 1.5 Inverted Flare Male: Geo®, Infiniti®, Toyota® vehicles				
EEFI50017	M14 x 1.5 Inverted Flare Female: Geo®, Infiniti®, Toyota® vehicles				
EEFI50018 [‡]	M14 x 1.5 Ball Seat Female: Audi®, Hyundai®, Jaguar®, Land Rover®, Porsche®, Volvo®, VW® vehicles	•			•
EEFI50019 [‡]	M14 x 1.5 Ball Seat Male: Audi®, Hyundai®, Jaguar®, Land Rover®, Porsche®, Volvo®, VW® vehicles	•			•
EEFI50020 [‡]	16 mm O-ring Adaptor: Hyundai®, Mitsubishi® vehicles	•			•
EEFI50021 [‡]	11 mm O-Ring Adaptor: Infiniti®, Kia®, Mitsubishi®, Nissan® vehicles	•			•
EEFI50022 [‡]	M12 x 1.0 Pulse Dampener Adaptor: Acura®, Honda® vehicles	•			•
EEFI50023 [‡]	M12 x 1.5 Banjo Bolt Adaptor: Honda®, Hyundai®, Isuzu®, Lexus®, Toyota® vehicles	•			•
EEFI50024 [‡]	M12 x 1.25 Banjo Bolt Adaptor: Honda®, Hyundai®, Isuzu®, Lexus®, Toyota® vehicles	•			•
EEFI50025 [‡]	M6 x 1.0 Filter Adaptor: Acura®, Honda® vehicles	•			•
EEFI50026	Spare Part Service Kit for 5009-50025 Adaptors				•
EEFI50027	1/4" Quick-Connect Male: Acura®, Honda® vehicles	•			•
EEFI50028	1/4" Quick-Connect Female: Acura®, Honda® vehicles	•			•
EEFI50030 [‡]	Universal Fuel Pressure Adaptor				
EEFI500A-PB	Plastic Storage Case		•		

Technical Support: 855-779-8880

EEFI500A[†] Master Fuel Pressure Kit

- Adaptors, 150 PSI gauge and a case keep this kit at the forefront of innovation
- User manual includes updated test connection illustrations and application charts
- Convenient lid label shows image of components, part numbers and applications for quick and easy identification and storage
- Set contains a tee manifold with a shutoff valve, a 3-1/2" dia. gauge assembly with a blowdown valve and the adaptors needed to test most fuel injection systems

- Dual-scale gauge with increased range to 150 PSI/1,000 kPa for newer vehicles utilizing higher pressures
- 1/4" male and female quick coupler fuel adaptors for testing pressure on newer Honda® 1.3, 1.5, 1.6, 1.8 and 2.0 L engines
- 90° 5/16" male quick coupler adaptor for testing on 2011-2014 Chrysler®, Dodge®, Jeep® and Volkswagen® applications with 3.2 and 3.6 L engines
- Removable adaptor tray for easy transport to the work area

- Fits in a 4" drawer and incorporates a new handle for easy transport; includes a sliding lid
- Not intended for gas direct-injection vehicles

EEFI500AADD[‡] Fuel Injection Add-on Set for EEFI500A

- Combine the components of the EEFI500AADD set with the EEFI500CORE set to form the EEFI500A master fuel injection pressure gauge set

EEFI500A-PB Plastic Storage Case

General Purpose Gas System Cleaners

EEFI5CLEANER[‡] Fuel Injection System Cleaner

- Cleans deposits from fuel injectors, fuel rail and intake valves to restore engine performance, lower emissions and smooth idle
- Canister-style cleaner accepts preferred or OEM required fuel injection system cleaner (sold separately)
- Check vehicle fuel pressure with the right hand gauge and easily set the cleaning pressure with the left hand gauge
- Stainless steel braided Teflon[®] hose resists solvents
- Conveniently hangs under the hood with a center chain
- Compatible with EEFI500 Series adaptors (sold separately)
- See the user manual for vehicle make details

EEFI5CL-NOZ[‡] Intake Cleaning Adaptor (Blue-Point[®])

- For use with the EEFI5CLEANER
- Delivers a better cleaning solution with a new 180° nozzle to remove carbon deposits commonly found in vehicle intake systems, restoring drivability by allowing the engine to breathe better
- Removes sludge from the back of intake valves
- Misting spray pattern of solution gives maximum coverage in the intake system



EEFI5CLEANER

EEFI5CL-NOZ



EEDF500



EEDF501



EEDF502



EEDF503

Diesel Fuel Pressure Testers

- Convenient Protective storage and carrying in a slide lid case that fits easily into a 4" drawer
- Also available digital fuel pressure gauge with app, part number EEDF700-MSTR shown in Diesel Compression section
- Technical Support: 855-779-8880

EEDF500[‡] Duramax[®] Diesel Fuel Pressure Test Kit

- Designed for testing diesel fuel pressure and vacuum on GM[®] 6.6 L Duramax[®] engines
- Gauge assembly includes a compound gauge with a 0–15 PSI (0–100 kPa) pressure, plus 0–30 inHg vacuum scale and a protective rubber boot
- Long 6' flexible hose with a quick coupler for fast and easy connection to the engine

EEDF501[‡] Compucheck Fuel Pressure Test Set

- Designed for diesel fuel pressure and restriction testing on engines with Compucheck test ports
- 3-1/2" compound gauge has a 0–15 PSI (0–100 kPa) pressure and 0–30 inHg vacuum scale
- 2-1/2" pressure gauge has a 0–300 PSI (0–2,100 kPa) scale in 10 PSI (50 kPa) increments
- Includes female Compucheck quick coupler with 6' hose, pressure bleed off and quick connect for easy interchange of the two gauges
- Includes separate male Compucheck test port for installation in vehicles without Compucheck test ports

EEDF502[‡] Ford[®] Power Stroke[®] Fuel Pressure Test Set

- Developed with input from technicians on adaptor selection for Ford[®] Power Stroke[®] 7.3, 6.7, 6.4 and 6.0 L engines
- 0–100 PSI gauge and hose assembly
- Low-pressure diesel-fuel delivery testing (lift pump)
- Correct fuel delivery and dynamic fuel pressure are crucial to having a properly running engine
- Helps prevent a lean condition that may cause burning of injectors or scorched cylinders

EEDF503[‡] Cummins[®] Engine Diesel Fuel Pressure Test Kit

- Includes adaptors for lift tank fuel pump testing, engine return flow testing, flow testing, restriction testing and bubble testing
- Developed with input from technicians on adaptor selection
- Helps prevent a lean condition that may cause burning of injectors or scorched cylinders
- Low-pressure diesel fuel delivery testing (lift pump)
- Correct fuel delivery and dynamic fuel pressure are crucial to having a properly running engine
- Gauge: 45 PSI, 30/in Hg



- Read and follow safety messages in Instructions.
- Do not expose gasoline or fuel to flames, sparks or other sources of ignition.
- Use only in well ventilated areas.
- ‡These products can expose you to chemicals which are known to the state of California to cause cancer and reproductive harm. See pages P1–P2 for details.
- Read Safety Precautions on pages W1–W4

FUEL AND ENGINE SYSTEMS: FUEL INJECTION



A227



FIH500



IPK1180



CJ158



YA76462

Specialty Service Tools

A227 3/8" Drive 6-Point Metric 27 mm Fuel Pressure Sensor Socket

- For removing and installing fuel pressure sensors from fuel injection fuel rails under the intake
- Socket has an enlarged bolt clearance to fit over the sensor connector where a regular 27 mm socket will not work
- Overall length of socket is 2"
- Manufactured from the highest quality proprietary steel, providing optimum strength and durability
- Nickel-chrome alloy finish resists against rust and corrosion
- Snap-on® sockets using the Flank Drive® wrenching system grip the fastener on the flanks/flats, delivering 15–25% more turning power

FIH500 Fuel Module Disconnect Tool (Blue-Point®)

- GM® fuel module disconnect tool for 1998 and later GM® full-size pickups, Suburban and Tahoe® vehicles
- 2 pc design permits easy access to the connectors
- Fits both 3/8" and 5/16" connector sizes
- Tool segments can be clipped together for convenient storage

IPK1180[‡] Fuel Injector Puller

- Compact size allows for easy attachment and removal of the hard-to-reach injectors of the twin turbo V8 (N63) engine, reducing service time
- Easy to install on inline 6 and V8 (N63) engines, simply screw the tool onto the top of the injector, and with one or two taps of the slider, the injector will come out easily

CJ158 Fuel Rail Plug

- Manufactured from special alloy steel
- Precision machined and heat-treated for optimum strength and durability
- Used to block off fuel injector line ports on the fuel rail to test fuel injectors
- For use on 2007 and newer Cummins® 6.7L diesels

YA76462 Universal EFI Quick Probe (Blue-Point®)

- Quickly detects electronic fuel injector functions on any gas or diesel engine
- Specifically designed to detect vibrations emitted when an electronic injector fires
- No hunting for injector wires to test at the connector
- No need to remove the injector for testing
- Includes a bright LED strobe, 7" removable probe tip, user guide, battery operation and sensitivity thumb wheel

FUEL AND ENGINE SYSTEMS: FUEL SYSTEMS



YA997



FLR640

Fuel Inlet/Fuel Filter Tools

YA997[‡] 2-1/4-2-9/16" Swivel Handle Fuel Filter Wrench (Blue-Point®)

- Designed to access hard-to-reach fuel filters
- Fits fuel filters 2-1/4-2-9/16"

FLR640[‡] Fuel Tank Lock Ring Tool (Blue-Point®)

- Adjustable leg set works on many 2004 and newer vehicles including Ford® F-150, Chevrolet® pickups, Chrysler®/Dodge® mini vans, PT Cruiser®, Dakota® and Durango®; also works on smaller GM® serrated rings and traditional rings
- Channel design on the body allows set of interchangeable legs to adjust, fitting rings from 4-7-1/2" while keeping the drive centered
- Updated legs from FLR640 kit will work with the older model FLR630 body
- Removes/installs plastic fuel tank lock rings without damage
- Compact design prevents the tool from hanging over the work area and hitting other parts or components

FLR640-1[‡] 2-Tab Leg

FLR640-2[‡] 1-Tab Leg

FLR640-3[‡] Original Lock Ring Leg

Fuel Pump Removal Tools

FIH940 Gas Tank Fuel Pump Removal Tool (Blue-Point®)

- Removes the plastic fuel pump retaining rings
- Universal adjustable design fits most plastic retaining rings
- Prevents damage to the original pump retaining ring
- For use with a 1/2" drive extension and ratchet
- Used to reinstall old retaining ring



FIH940

Injector Line Sockets

- Socket allows easy and accurate torquing of injectors
- Unique flare nut socket design allows for easy access without damaging expensive injectors
- Open side allows over 180° rotation
- Thin enough to fit injector with wire loom attached
- Short enough to fit between engine and fender well
- Designed for use on BMW® N54, N63 and S63 engines



FLS1417

Stock No.	Drive Size, inches	Size, mm	
FLS3814†	1/2	14	•
FLS3817‡	1/2	17	•

Steel Line Stoppers

LCSS600 6 pc Line Clamp and Stopper Set

- Pliers are used to pinch off flexible lines to prevent spills when disconnected
- Spring-loaded handle and lock for easy one-hand application and release
- Two sizes cover all hoses: Small 1/8" and 3/4"; Large 3/4" and 2-1/4"
- Stoppers are used to seal steel lines once disconnected
- Spring-loaded for quick install and removal
- Four sizes to suit 5/16, 3/8 and 1/2" pipe and banjo fittings
- Manufactured from strong, lightweight, fiber-reinforced synthetic polymer with extreme chemical resistance



LCSS600



HCP3KT

HCP3KT 3 pc Hose Pinching Pliers Set (Blue-Point®)

- Includes (3) hose pinching pliers (6, 7 and 10")
- Includes a storage pouch

SLS516SO 5/16" Steel Line Stopper

SLS38SO 3/8" Steel Line Stopper

SLS12SO 1/2" Steel Line Stopper

SLSBANJOSO Banjo Steel Line Stopper



SLS516SO



SLS38SO



SLS12SO



SLSBANJOSO

Steel Line Stoppers (Blue-Point®)

SLS4KT 4 pc Steel Line Stopper Kit (Blue-Point®)

- Plugs disconnected lines, preventing fluid leakage
- Prevents fluid contamination
- For use with automotive fluids
- Fast and easy to use; installs in seconds



SLS4KT

Disconnect Tools for Low-Profile Jiffy-tite® Fittings

LDTJT5 Low-Profile Jiffy-tite® Disc Set (Blue-Point®)

- Disengages the line from Jiffy-tite® quick-connect fittings without removal of the clip
- Teeth of the tool fit perfectly into tight tolerance of the connectors
- When rotated, it allows the line to be pulled without damage to the connector or retaining clip so they can be reused
- Includes a new 3/4" size, making this the most comprehensive kit on the market
- Includes (5) disconnect tools (3/8, 1/2, 3/8-30°, 3/8-39° and 3/4")
- Includes a storage case

LDTJT538 Low-Profile Jiffy-tite® 3/8" Disconnect Tool (Blue-Point®)

LDTJT512 Low-Profile Jiffy-tite® 1/2" Disc (Blue-Point®)

LDTJT55830 Low-Profile Jiffy-tite® 5/8"-30° Disc (Blue-Point®)

LDTJT55839 Low-Profile Jiffy-tite® 5/8"-39° Disc (Blue-Point®)

LDTJT534 Low-Profile Jiffy-tite® 3/4" Disc (Blue-Point®)



LDTJT5



- Read and follow safety messages in Instructions.
- Do not expose gasoline or fuel to flames, sparks or other sources of ignition.
- Use only in well ventilated areas.
- ‡These products can expose you to chemicals which are known to the state of California to cause cancer and reproductive harm. See pages P1-P2 for details.
- Read Safety Precautions on pages W1-W4

FUEL AND ENGINE SYSTEMS: FUEL SYSTEMS



FID8838A

Injector Harness Testers

FID8838A Injector Harness Tester Set (Blue-Point®)

- Each tester plugs into the solenoid harness to identify electrical or fuel system malfunctions
- Includes (8) testers and an injector harness extension
- Includes a storage case

FID8320 Injector Harness Tester (Blue-Point®)

- Used on GM® TBI models 100, 200, 220, 300, 400 and 500 used on various cars and trucks

FID8329 Injector Harness Tester (Blue-Point®)

- Used on Bosch® PFI injectors used on various GM®, Ford® and Chrysler® vehicles with PFI

FID8339 Injector Harness Tester (Blue-Point®)

- Used on GM® Multec® 1 injectors and the “bottom feed” injectors used on 2.2 L 4-cylinder “J” and “L” cars from 1989–1993

FID8340 Injector Harness Tester (Blue-Point®)

- Used on GM® SCPI truck engines 4.3 L V6, 5.0 L V8 and 5.7 L V8 (1996–later), plus 4.8 L V8, 5.3 L V8, and 6.0 L V8 (1999–later)

FID9210 Injector Harness Tester (Blue-Point®)

- Designed for Geo TBI systems (1992–later)

FID8838A1 Injector Harness Tester (Blue-Point®)

- Used on GM® Multec® 2 injectors used in 1999 and later 2.4 L 4-cylinder engines in Oldsmobile Intrigue and Cutlass; Chevrolet® Cavalier and Malibu®; and Pontiac® Sunfire® vehicles

FID8838A2 Injector Harness Tester (Blue-Point®)

- For use on Bosch® 2 injectors used on 2000–later Cadillac® 4.6 L V8 and Oldsmobile 4.0 L V8 engines

FID8838A3 Injector Harness Extension (Blue-Point®)

- Injector harness extension line for all FID Series Injector Harness Testers
- Used when the injector is in a lower position in the manifold or cylinder head



Fuel Line Disconnect Tools

- Designed to service special quick-connect couplings found on fuel feed and return lines located at the engine

FDT50⁺ Fuel Line Disconnect Set

- One bent tool and one straight tool provide versatility when servicing VOSS-Type 3/8" fuel line connectors
- Tools are .100 thick, allowing for increased access
- Spreader dimension is .806"

FDT501⁺ Cummins® Flat Thin Disconnect Tool

- Designed to release the fuel line connectors on the Cummins® ISB, ISC, ISL, QSC8.3 and QSL9 engine family
- Tools work on the low-pressure lines of the Cummins® engines
- Tools are .100 thick allowing for increased access
- Spreader dimension is .806"

FDT502⁺ Cummins® Thin Formed Disconnect Tool

- Designed to release the fuel line connectors on the Cummins® ISB, ISC, ISL, QSC8.3 and QSL9 engine family
- Tools work on the low-pressure lines of the Cummins® engines
- Tools are .100 thick allowing for increased access
- Spreader dimension is .806"

FDT60⁺ Fuel Line Disconnect Set

- Tools are designed to release the fuel line connectors on the Cummins® ISB and ISX engine family
- Works on low-pressure lines around the engine and chassis
- Measures .250 in thickness and includes one bent tool and one straight tool for versatility when servicing Cummins® engines
- Compressing dimension is .918"

FDT601⁺ Flat Cummins® Fuel Line Disconnect Tool

- Designed to release the fuel line connectors on the Cummins® ISB and ISX engine family
- Works on low-pressure lines around the engine and chassis
- Measures .250 in thickness
- Compressing dimension .918"

FDT602⁺ Formed Cummins® Fuel Line Disconnect Tool

- Designed to release the fuel line connectors on the Cummins® ISB and ISX engine family
- Works on low-pressure lines around the engine and chassis
- Measures .250 in thickness
- Compressing dimension .918"

FDT70⁺ Fuel Line Disconnect Set

- Tools are designed to release the VOSS-type 1/2" fuel line connectors on the Cummins® ISB, ISC, ISL, QSC 8.3, and QSL9 engine family
- Works on low-pressure lines around the engine and chassis
- Measures .100 in thickness and includes one bent tool and one straight tool for versatility when servicing Cummins® engines
- Spreader dimension 1.115"

FDT701⁺ Flat Cummins® Fuel Line Disconnect Tool

- Tools are designed to release the VOSS-type 1/2" fuel line connectors on the Cummins® ISB, ISC, ISL, QSC 8.3 and QSL9 engine family
- Works on low-pressure lines around the engine and chassis
- Measures .100 in thickness and includes one bent tool and one straight tool for versatility when servicing Cummins® engines
- Spreader dimension 1.115"



Fuel Line Disconnect Tools

- Designed to service special quick-connect couplings found on fuel feed and return lines located at the engine

FDT702[‡] Formed Cummins® Fuel Line Disconnect Tool

- Tools are designed to release the VOSS-type 1/2" fuel line connectors on the Cummins® ISB, ISC, ISL, QSC 8.3, and QSL9 engine family
- Works on low-pressure lines around the engine and chassis
- Measures .100 in thickness and includes one bent tool and one straight tool for versatility when servicing Cummins® engines
- Spreader dimension 1.115"

LDT3730 Fuel and A/C Line Disconnect Pliers (Blue-Point®)

- Unique design provides extra leverage when disconnecting quick-connect couplings on air-conditioning and fuel lines
- Works in conjunction with 5/16, 3/8 or 1/2" adaptors from the ACT1370 or LDT6 disconnect sets
- Pliers forks have different sized openings so the tool can be turned around to fit single- or two-step collar-designed connector lines
- Can also be used to reconnect stubborn lines or connections that are in hard-to-reach areas

LDT40 Master Disconnect Set (Blue-Point®)

- Works great on quick-connect, spring-lock, quick-coupler, Jiffy-tite® and other fittings
- Disconnect tools for fuel line quick-connect and spring-lock couplings, air-conditioning line couplings, transmission oil cooler line connectors and clutch couplings
- Couplers for all major US and import brands of vehicles and light trucks
- Includes a storage case

LDT8 Master Disconnect Set (Blue-Point®)

- For spring-lock and quick-disconnect couplings used on air-conditioning and fuel lines on Ford®, GM® and Chrysler® vehicles

LDT6 Disconnect Set (Blue-Point®)

- Disconnects air-conditioning, quick-connect fuel lines and spring-lock couplings on Ford® and Chrysler® air-conditioning lines
- Works on fuel lines and other quick-disconnect couplings on US and import vehicles
- Angled to access tight spots
- Durable plastic resists fuels and solvents
- Includes (6) disconnect tools (1/2–7/8")

LDTF2 Fuel Line Disconnect Tool (Blue-Point®)

- Disconnects the fuel line from the fuel filter on 5.3 L Suburban®, Tahoe®, Yukon®, Avalanche®, plus select Silverado® and Sierra® vehicles
- Can be used on other flex fuel systems

ACT1370 6 pc Disconnect Set (Blue-Point®)

- For use on air-conditioning spring couplings, as well as push-lock connectors on radiator and transmission lines
- Use for disconnecting spring couplings on Ford®, GM® and Chrysler® air conditioning lines
- Works on fuel lines and can be used as push-lock connectors on radiator and transmission lines
- Includes (6) disconnect tools: 5/16, 3/8, 1/2, 5/8, 3/4 and 7/8"
- Includes a holder



- Read and follow safety messages in Instructions.
- Do not expose gasoline or fuel to flames, sparks or other sources of ignition.
- Use only in well ventilated areas.
- ‡These products can expose you to chemicals which are known to the state of California to cause cancer and reproductive harm. See pages P1–P2 for details.
- Read Safety Precautions on pages W1–W4

FUEL AND ENGINE SYSTEMS: FUEL SYSTEMS



YA2850A



YA965A



HCP6A



HCP7A



HCP10A



SHP2KT



SHP7



SHP10

Shutoffs/Hose Pinching Pliers

YA2850A Hose Pinchers (Blue-Point®)

- For diagnosing problems that require rubber or plastic fuel, vacuum and air lines to be temporarily closed
- Effectively seals lines without disconnecting
- Set of (2)

YA965A Hose Pinching Pliers (Blue-Point®)

- Eliminates the need to drain the cooling system when repairing a thermostat or water pump
- Used to pinch off emission control hoses, flexible brake lines and rubber hose fuel lines
- Jaws swivel for positive clamping

HCP6A Hose Pinching Pliers (Blue-Point®)

- Used for sealing hose sizes 1/8–5/16" (3–8 mm)
- For use on brake lines, fuel lines and vacuum hoses
- 6" long

HCP7A Hose Pinching Pliers (Blue-Point®)

- Used for sealing hose sizes 1/2–3/4" (13–19 mm)
- For use on heater hoses and vacuum lines
- 7" long

HCP10A Hose Pinching Pliers (Blue-Point®)

- For sealing hoses 3/4–2-1/4" (19–57 mm)
- For use on radiator hoses
- 10" long

SHP2KT Hose Pinching Pliers Set

- Used to pinch off flexible lines to prevent spills when disconnected
- Spring-loaded handle and lock for easy one-hand application and release
- Manufactured from strong, lightweight fiber-reinforced synthetic polymer with extreme chemical resistance
- Use SHP7 for small lines: 1/8–3/4" (3–19 mm)
- Use for large lines: 3/4–2-1/4" (19–57 mm)

SHP7 Hose Pinching Pliers

- Used to pinch off flexible lines to prevent spills when disconnected
- Spring-loaded handle and lock for easy one-hand application and release
- Manufactured from strong, lightweight fiber-reinforced synthetic polymer with extreme chemical resistance
- Use for small lines: 1/8–3/4" (3–19 mm)

SHP10 Hose Pinching Pliers

- Use to pinch off flexible lines to prevent spills when disconnected
- Spring-loaded handle and lock for easy one hand application and release
- Manufactured from strong, lightweight fiber reinforced synthetic polymer with extreme chemical resistance
- Use for large lines: 3/4"–2-1/4" (19–57 mm)

FUEL AND ENGINE SYSTEMS: OXYGEN AND FUEL SENSOR TOOLS



GANM27



FRP1215

Fuel Sensor Wrench

GANM27 Fuel Sensor Wrench

- Used to remove the high-pressure fuel sensor on the 3.6 FSI engine found on the VW® Touareg® and CC models, plus Audi® Q7
- 12-point crowfoot socket engages every 30° for better access in restricted areas
- Special alloy steel provides the highest match of strength and durability
- 3/8" drive, 27 mm

FRP1215[†] Fuel Rail Pressure Sensor Wrench

- Designed to remove fuel rail pressure sensors on 2006–2010 Duramax® LBZ and LMM diesel engines
- Cushioned grip for comfort
- Heat-treated for durability
- Flex-head handle for increased mobility
- Compact socket head fits into tight spaces

Sensor Tools

S6176 1/2" Drive Metric 22 mm Oxygen

Sensor Socket

- For service on most Nissan®, Mazda®, Honda® and Acura® vehicles
- Slotted side clears projections
- 3-7/8" long

S6150 1/2" Drive 12-Point 7/8" Oxygen Sensor

Crowfoot Wrench

- Special crowfoot wrench design provides the strength necessary for removal/installation
- 1/2" drive, 12-point, 7/8" wrench size
- Nickel-chrome finish

S6154 1/2" Drive 12-Point 22 mm Oxygen

Sensor Wrench

- For use on oxygen sensors on 2007 Acura® RDX®
- 1/2" drive, 12-point, 22 mm wrench size
- Nickel-chrome finish

SWR1A Oxygen Sensor Wrench

- Designed for all oxygen sensors with a 7/8" hex
- Flex head offers essential clearance for removal/installation of oxygen sensors when a sensor is positioned upward and inward to the floorboard or when leverage is needed around an exhaust pipe
- Ford® Contour and Ford® Modular 4.6 L and 5.4 L engines used in trucks and SUVs have this application
- Other applications include 7/8" and 22 mm knock sensors used on midsize trucks, SUVs and vans
- Flank Drive® wrenching system for greater applied torque
- Chrome finish for easy cleanup and protection against corrosion
- Compact, low clearance head
- Overall length: 10-3/4"; hex: 6-point 7/8"; 1-9/16" head diameter
- Slot width: 1-5/16"

SWR2 Oxygen Sensor Socket

- For oxygen sensors located in the exhaust manifolds of 1981-later cars and light trucks, including VW®
- 3/8" drive with 7/8" hex size
- 1/2" opening for easy access to oxygen sensor
- Flank Drive® wrenching system for greater applied torque with less effort
- Ball detent in square drive for secure retention
- Industrial finish

SWR102 2 pc Oxygen Sensor Wrench Set

- Includes SWR1A and SWR2 in a storage tray

EMSM3815 3/8" Drive 15 mm PTU Sensor Socket

- 3/8" drive; 15 mm; single-hex socket
- Manufactured from alloy steel in Milwaukee, WI
- Precision machined and heat-treated for optimum strength and durability
- Reduced height allows easier access to PTU sensor



S6176



S6150



S6154



SWR1A



SWR2



SWR102



EMSM3815



- Do not use chrome or industrial finish hand tools with power drivers or impact drivers.
- Wear safety shield (User and Bystander).
- Sparks occur when connecting or disconnecting battery leads.
- Do not disconnect the battery while open fuel is present.

†These products can expose you to chemicals which are known to the state of California to cause cancer and reproductive harm. See pages P1-P2 for details.

- Read Safety Precautions on pages W1-W4

FUEL AND ENGINE SYSTEMS: OXYGEN AND FUEL SENSOR TOOLS



EMS3818



S1890



S1891



S1892



S6203



S7401

Sensor Tools

EMS3818 3/8" Drive Metric 18 mm Coolant Temp Sensor Socket

- 3/8" drive; 18 mm; single hex socket

S1890[±] 2 pc 3/8" Drive 6-Point Sensor Socket Set

- Sockets have unique profile and design allowing them to effectively reach tight areas where many engine sensors are located
- Perfect tools for removing hard to reach sensors such as knock, oil pressure, temperature and other sensors located in confined areas such as under and behind the intake manifold
- 6-point design easily removes sensors without causing unnecessary damage
- Set contains 3/8" drive 24 and 27 mm sockets

S1891[±] 3/8" Drive Metric 6-Point 27 mm

Sensor Socket

- Socket has unique profile and design allowing it to effectively reach tight areas where many engine sensors are located
- Perfect tool for removing hard to reach sensors such as knock, oil pressure, temperature and other sensors located in confined areas such as under and behind the intake manifold
- 6-point design easily removes sensors without causing unnecessary damage

S1892[±] 3/8" Drive Metric 6-Point 24 mm

Sensor Socket

- Socket has unique profile and design allowing it to effectively reach tight areas where many engine sensors are located
- Perfect tool for removing hard to reach sensors such as knock, oil pressure, temperature and other sensors located in confined areas such as under and behind the intake manifold
- 6-point design easily removes sensors without causing unnecessary damage
- Forged from alloy steel for strength and durability

S6203 19 mm Temperature Sensor Socket

- Designed specifically with a larger bolt clearance to allow the socket to fit around electrical connectors and more easily remove cylinder head temperature sensors from specific Ford®, Lincoln® and Mercury® vehicles
- Nickel-chrome finish helps protect against corrosion and makes it easy to wipe clean
- Manufactured from the highest quality proprietary steel, providing optimum strength and durability
- Time saver for technicians having the correct fitting tool for the job

S7401 3/8" Drive 6-Point 19 mm Deep

Sensor Socket

- Socket designed with a deeper hex to allow the sensor to fit into it
- Socket has reduced height and smaller outside dimension than other designs to assist in accessing the temperature sensor
- Chrome finish helps protect against corrosion

Sensor Tools

EMSM1222 1/2" Drive Metric 22 mm Sensor Socket

- Specially designed cutout ensures a tight fit on the sensors without cutting wires
- Precise fit; six-sided more flat-to-flat contact avoids rounding the sensor (as opposed to two-sides with a standard wrench)
- Thin outside diameter for greater accessibility to sensors that are tucked away
- Square drive end has grooved detents on all four interior walls
- Industrial finish helps protect against corrosion



EMSM1222



EMSM1230

EMSM1230 1/2" Drive Metric 30 mm Sensor Socket

- Specially designed cutout ensures a tight fit on the sensors without cutting wires
- Precise fit; six-sided more flat-to-flat contact avoids rounding the sensor (as opposed to two-sides with a standard wrench)
- Thin outside diameter for greater accessibility to sensors that are tucked away
- Square drive end has grooved detents on all four interior walls



EMSMT3813

EMSMT3813 3/8" Drive Metric 13 mm Sensor Socket

- Specially designed cutout ensures a tight fit on the sensors without cutting wires
- Precise fit; six-sided more flat-to-flat contact avoids rounding the sensor (as opposed to two-sides with a standard wrench)
- Thin outside diameter for greater accessibility to sensors that are tucked away
- Square drive end has grooved detents on all four interior walls
- Industrial finish helps protect against corrosion



YA1239

YA1239 Dual Drive Oxygen Sensor Wrench (Blue-Point®)

- 1/2 and 3/8" drive
- Attach 1/2" breaker bar on the end of the tool to initially loosen stuck sensors; use a 3/8" ratchet on the top for fast removal and installation
- Fits oxygen sensor applications with a heat shield
- Slotted body allows clearance for wire harness



YA6675B

YA6675B[‡] Shielded Oxygen Sensor Socket (Blue-Point®)

- Designed to remove and replace "can"-type shielded oxygen sensors and air fuel sensors currently found on Toyota® 2003-later, Lexus® 2006-later, Honda® 2006-later, Acura® 2007-later, Mazda® 2006-later, Hyundai® 2006-later, Kia® 2006-later, Nissan® 2007-later and Infiniti® 2007-later models
- Depth and outer diameter of the socket are critical features, enabling it to fit in the limited space of the heat shield
- Design features a 3/8" drive, 6-point, 22mm hex socket



YA6775A

YA6775A[‡] Spline Oxygen Sensor Wrench (Blue-Point®)

- Includes a 12-point and a 6-point socket with a spline configuration, that provides optimal engagement and reduces the possibility of damage versus other oxygen sensor wrenches
- Fits most 22 mm non-shielded oxygen sensor configurations
- Pivoting handle provides increased access and positive leverage to confined spaces
- Enables technicians to increase profit-earning potential



YA8875B

YA8875B[‡] Spline Oxygen Sensor Wrench (Blue-Point®)

- For oxygen sensors on GM® LT1 and LT5 5.7 L V8 engines
- Additional applications include Harley-Davidson® motorcycles 2007-later
- Eliminates need to unhook exhaust system when removing or reinstalling the oxygen sensor
- 3/8" drive with 2-1/8" hex size
- Industrial finish



YA9375B

YA9375B[‡] Oxygen Sensor Wrench (Blue-Point®)

- For oxygen sensors on GM® LT1 and LT5 5.7 L V8 engines
- Additional applications include Harley-Davidson® motorcycles 2007-later
- Eliminates need to unhook exhaust system when removing or reinstalling the oxygen sensor
- 3/8" drive with 2-1/8" hex size
- Industrial finish

YA9385 Oxygen Sensor Socket (Blue-Point®)

- Used to install and remove oxygen and vacuum sensors on most US and import vehicles
- Can be used with an impact wrench
- 1/2" drive, 22 mm; 1-1/4" external hex; 19/32 x 2-3/4" slot to clear obstructions
- Black industrial finish




YA9385



- Read and follow safety messages in the instructions.
- Do not use chrome or industrial finish hand tools with power drivers or impact drivers.
- ‡These products can expose you to chemicals which are known to the state of California to cause cancer and reproductive harm. See pages P1-P2 for details.
- Read Safety Precautions on pages W1-W4

FUEL AND ENGINE SYSTEMS: CARBURETOR



Carburetor Adjustment Tools

2006IT Carburetor Adjusting Set

- Includes S6137E, S6138E, S6139, TM64, TM83A and TM85

S6137E Idle Adjusting Hex Head Driver

- For 1978–later Chrysler® vehicles
- 3/32" hex driver is 1-9/16" long
- 7/16" O.D.
- 1/4" drive industrial finish bit; nickel-chrome finish socket

S6138E Idle Adjusting Driver

- For Ford® feedback carburetors
- Bit has a 3/16 x 1/32" flat tip, 2" long
- 7/16" O.D., 1/4" drive
- Industrial finish bit; nickel-chrome finish socket

S6139 Double D Carburetor Adjusting Socket

- For 1978–later GM® idle adjusting screw
- 3.5 mm across flats, 13/16" long
- 1/4" drive, O.D. drive end is 7/16"
- Nickel-chrome finish

TM64 Rigid Adjusting Tool

- Features a rigid elbow bend rather than flexible
- Used with carburetor drivers for making carburetor and point adjustments
- Rigid shaft
- Overall length is 18-1/4, 1/4" drive

TM65 Flexible Adjusting Tool

- Flexible shaft end for working in restricted areas
- Ideal for working in tight spaces when servicing window-type distributors
- Knob markings allow for counting turns
- Overall length is 19-3/4, 1/4" drive

TM615 1/4" Drive Standard Handle Extra-Long Flexible Driver

- Designed for carburetor work; this driver can also access recessed distributors
- 1/4" drive at the end of a tough but flexible spring steel shank
- Ideal to access hard-to-reach adjusting screws
- Intended for low-torque applications

TM83A Recessed Blade Carburetor Screwdriver

- Used with TM64 or TM65 and other 1/4" square drive handles
- Blades are recessed in the outer socket wall to self-center
- 1/4" drive, 3/8 x 1/32" blade
- Nickel-chrome finish

TM84 Recessed Blade Carburetor Screwdriver

- Use with TM64 or TM65 and other 1/4" square drive handles
- Blades are recessed in the outer socket wall to self-center
- 1/4" drive, 7/16 x 1/32" blade
- Nickel-chrome finish

TM85 Recessed Blade Carburetor Screwdriver

- Used with TM64 or TM65 and other 1/4" square drive handles
- Blades are recessed in the outer socket wall to self-center
- 1/4" drive, 9/32 x 1/32" blade for adjusting late-model Quadrajet carburetors
- Nickel-chrome finish

TAM3E Metric Hex Head Driver

- Used to make carbon monoxide adjustments on 1976 Dasher, 1974–1976 Audi® and Volvo®, and 1975 and 1976 Fiat® and Saab® vehicles
- 3 mm bit size, 1/4" drive
- 6-7/8" long
- Nickel-chrome finish

FUEL AND ENGINE SYSTEMS: DISTRIBUTOR SERVICE TOOLS

SAE Distributor Wrenches

Stock No.	Wrench Size, Inches
S8564B	1/2
S9707	1/2
M3515	9/16
S8176	9/16
S9609	9/16
S9622	9/16
S9626	9/16

S8564B Distributor Wrench

- Ford®, Lincoln® and Mercury® engines; clears leads and coils

S9707 Distributor Wrench

- Ford®, Mercury® and Cadillac® engines

M3515 Distributor Wrench

- GM® V6 and V8 trucks

S8176 Distributor Wrench

- Pontiac® and Oldsmobile® engines

S9609 Distributor Wrench

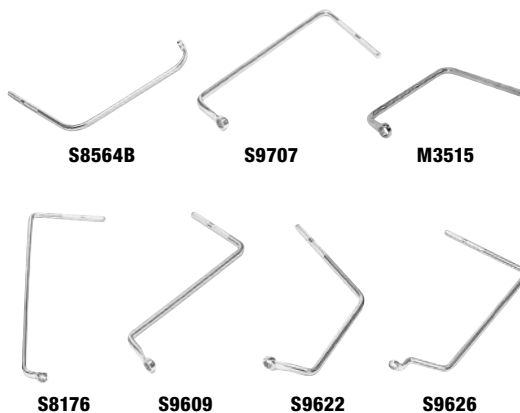
- Chevrolet® V8 engines

S9622 Distributor Wrench

- 1977–later full-size GM® cars with V8 engines

S9626 Distributor Wrench

- GM® V6 engines

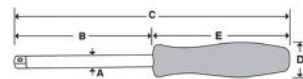


Flexible Drivers

Stock No.	A	B	C
TM63A	1/4	4-21/32 (118)	9-3/16

TM63A 1/4" Drive Standard Handle Flexible Driver

- 1/4" drive at the end of a tough but flexible spring steel shank
- For low-torque applications
- 9-3/16" long



TM63A



S6134

Metric Distributor Wrench

S6134 Metric Distributor Wrench

- 1982–later Cadillac® 4.1 L V8 engines, GM® 2.8 L V6 engines, and 1985 VW® Golf® engines
- 15 mm



ACD12B

Cleaning Brushes

ACD12B Distributor Cleaning Brush (Blue-Point®)

- Wire brush cleans terminal connections on distributors and coils
- 5-1/4" long with a 4" long handle
- Wire diameter is .012"

FUEL AND ENGINE SYSTEMS: IGNITION TOOLS



IT100

Ignition Testers

IT100[†] Ignition Tester

- For standard ignition systems
- Checks for spark without removing the spark plug from the engine
- Testers attach to the spark plug lead and spring clip attaches to an appropriate ground



ITHE100

ITHE100[†] Ignition Tester

- Used for HEI systems
- Checks for spark without removing the spark plug from the engine
- Tester attaches to the spark plug lead and spring clip attaches to an appropriate ground



YA6465

Ignition Tool

YA6465 1/2" Drive Hex Ford® Ignition Modular Wrench (Blue-Point®)

- Used to remove 7/32" (5.5 mm) hex retainer bolts on Ford® ignition modules
- 1/2" hex drive



- Do not use chrome or industrial finish hand tools with impact drivers or impact drivers.
- Plastic coated handle does not protect against electric shock.
- Wear safety goggles.

†These products can expose you to chemicals which are known to the state of California to cause cancer and reproductive harm. See pages P1–P2 for details.

- Read Safety Precautions on pages W1–W4

SNAP-ON® MUSCLE MIG/MIG WIRE FEED WELDERS

Snap-on® 230 V MIG Welders

Snap-on® MIG Welders have higher duty cycles at maximum amperage, providing added weld times and performance that surpasses the competition. Ideal for many applications, including automotive repair, collision, heavy-duty truck, farm and metal fabrication shops. Added capabilities include a detachable feeder assembly, spot stitch (some models), along with the optional TIG accessory and aluminum spool gun packs.



Wire feed assembly, constructed of precision-machined cast aluminum, features all-metal gearing and 800 in/min delivery for consistent wire speeds

Capacitor bank and diode set delivers consistent voltage and industry-leading smooth arc characteristics

All-copper-wound, tapped transformer features Nomex® insulation and bolted laminations to provide precise voltage control and repeatable welds



MIG220

MM250SL

MM350XL

Snap-on® 230 V MIG Welders

Specifications	MIG220	MM250SL	MM350XL
Output Amperage Max, amps	220	270	350
Duty Cycle Rating	60% @ 185 A	100% @ 185 A	100% @ 300 A
Welding Capacity, Single Pass, inches	5/16	3/8	1/2
Voltage Settings, MIG/TIG	12/4	8/4	8/4
Spot-Stitch	No	Yes	No
Detachable Feeder	No	Yes	Yes
Wire Size, inches (mm)	.023-.045 (.58-1.1)	.023-.045 (.58-1.1)	.023-.063 (.58-1.6)
Torch Length, feet	10	10	12
Feeder Cable Length, feet	N/A	15 (4.6)	15 (4.6)
Ground Cable Length, feet (m)	10 (3)	15 (4.6)	25 (7.6)
Power Input Cable Length, feet (m)	20 (6)	20 (6)	20 (6)
Input Voltage	208/230 V AC, 50/60 Hz 1-ph	208/230 V AC, 50/60 Hz 1-ph	208/230 V AC, 50/60 Hz 1-ph
Input Amperage (recommended)	26/24	33/30	46/42
Gas Regulator-Flowmeter	Yes	Yes	Yes
Warranty*	2 Year	2 Years	2 Year

*Warranty does not include cable and torch consumables
TECHNICAL SUPPORT: 800-ABC-WELD

SNAP-ON® MUSCLE MIG/MIG WIRE FEED WELDERS

Snap-on® MIG welders can be used as straight polarity with shielding gas or reverse polarity without shielding gas for flux cored wire. MIG135 is compact and portable for use on the worksite.



Snap-on® 115 Volt MIG Welders

Specifications	MIG135	MIG140	MM140SL
Output Amperage Max, amps	135	140	140
Arc Voltage, V DC	15–18.3	14–26	14–26
Open Circuit Voltage, V DC	16–24	16–34	18–33
Duty Cycle Rating	20% @ 90 A	60% @ 140 A	100% @ 140 A
Spot-Stitch	No	No	Yes
Welding Capacity, Single Pass, inches	3/16	1/4	1/4
Detachable Feeder	No	No	Yes
Ground Cable Length, feet (m)	8 (2.4)	10 (3)	15 (4.6)
Power Input Cable Length, feet (m)	6 (1.8)	20 (6)	20 (6)
Input Voltage	115 V AC, 50/60 Hz 1-ph	115 V AC, 50/60 Hz 1-ph	115 V AC, 50/60 Hz 1-ph
Input Amperage (recommended)	20	30	30
Gas Regulator-Flowmeter	Regulator	Yes	Yes
Dimensions, inches (W x D x H)	13 x 19 x 18-1/4	14-1/2 x 26.3 x 32.3	14-1/2 x 26.3 x 32.3
Warranty*	2 Years	2 Years	2 Years

*Warranty does not include cable and torch consumables
TECHNICAL SUPPORT: 800-ABC-WELD

ACCESSORIES – MIG WELDERS

MIG Welder Accessories

IMAGE	Stock No.	Description	MM140SL	MM250SL	MM350XL	MIG220	MIG140
	MHG5A	Aluminum Spool Gun Converts Welders Listed to Aluminum Welding	N/A	N/A	N/A	Opt	Opt
	MHG5B	Aluminum Spool Gun Converts Welders Listed to Aluminum Welding	Opt	Opt	Opt	N/A	N/A
	CKSTP2125A	DC TIG Pack Adds DC TIG Welding Capability for Welding Ferrous Metals	N/A	N/A	N/A	Opt	Opt
	FLEXTIG25	DC TIG Pack Adds DC TIG Welding Capability for Welding Ferrous Metals	Opt	Opt	Opt	N/A	N/A
	CKS2TK	Twin Cylinder Rack Converts Models Listed to Carry Two Cylinders	N/A	Opt	Std	Opt	N/A
	CKS15FN1030	Flexible Neck Torch for Welding Exhaust Systems	Opt	Opt	Opt	Opt	Opt

Std = Standard
Opt = Optional
TECHNICAL SUPPORT: 800-ABC-WELD



- Wear face shield and protective clothing while welding or cutting.
- Do not allow bystanders while welding or cutting.
- Read Safety Precautions on pages W1–W4

SNAP-ON® MIG WIRE FEED WELDERS



MIG225Ai



MIG185i



MIG200i



MIG160i

Synergic MIG Welders

- Easy-to-read LCD display panel and a single knob for selection and adjustments
- Multiple synergic curves allow the user to weld a variety of materials and thicknesses
- Preset synergic curves automatically provide the most optimal parameters for individual situations
- Inverter-style wire feed synergic MIG features two torches allows for quick changeover time from steel to aluminum
- Pulse and double-pulse settings for increased heat control with thin materials and improved overall weld appearance
- Individual welding parameters and preset by material, thickness, wire type and size, along with shielding gas type
- MIG welding of steel, stainless-steel and MIG brazing of high-strength and Boron steels
- Hot start option increases current at the beginning of the weld cycle to ensure adequate penetration
- Crater fill selection allows user to finish the weld cycle by filling in the weld puddle and eliminates pinholes
- LCD screen shows welding parameters, such as current, voltage, recommended thickness, wire speed and wire diameter
- Machine automatically sets both heat and wire speed for multiple material thicknesses
- Adjustable arc length, inductance, burnback, soft start, pre-gas and post-gas
- Spot weld and pause features, with adjustable on time
- Faster set-up time and reduced production times
- Complete with regulator-flowmeter

Specifications	MIG225Ai	MIG200i	MIG185i	MIG160i
Power Output, amps	20–225	20–200	20–185	20–160
Duty Cycle/Rated Output, amps	120 @100%	120@100%	110 @100%	100 @100%
Standard Torch Configuration	Aluminum/Steel	Aluminum	Aluminum	Steel
Ground Cable Length, feet (m)	11-1/2 (3.5)	10 (3)	10 (3)	10 (3)
Power Input Cord Length, feet (meters)	9 (2.7)	9 (2.7)	9 (2.7)	9 (2.7)
Power Input, V AC	230	230	230	230
Input Current, amps	26	26	24	20
Power input, Hz (Single Phase)	50/60	50/60	50/60	50/60
Height, inches (mm)	38	16 (406)	15 (381)	15 (381)
Width, inches (mm)	23 (584)	11 (280)	8 (203)	8 (203)
Depth, inches	36	19 (482)	18	6
Machine Weight, lb	150	46 (21)	30	24
Shipping Weight, lb	176	50 (23)	34	28

TECHNICAL SUPPORT: 800-ABC-WELD

CE - Approved

MIG225Ai Dual Torch Double-Pulse Synergic MIG Welder

- Welds 5356, 4047 and 0.045 5554 aluminum with a push-pull torch (standard equipment) that includes a fine current adjustment button
- Aluminum push-pull torch is longer for increased accessibility around the vehicle and contains a drive roller to eliminate wire binding
- Complete with running gear, two regulator-flowmeters and the capability to store two separate gas bottles

MIG200i Synergic Double-Pulse Inverter MIG Welder

- Welds 5354, 4047 and 0.045 5554 aluminum with standard 10 foot torch
 - Selectable start mode includes a trigger control for Start Current, Slope Time and Crater Fill options
 - Slope time adjustment controls the amount of time full current is present between Hot Start and Crater Fill options
 - Comes standard with aluminum torch
- ### MIG185i Synergic Inverter MIG Welder
- Welds 5356 and 4047 aluminum with a standard aluminum torch

MIG160i Synergic Inverter MIG Welder

- Inverter-style wire feed synergic MIG welder with a standard steel torch
 - MIG welding of steel and stainless steel, and MIG brazing of high-strength and boron steels
 - Welds 5356 and 4047 aluminum with optional aluminum torch and a drive roller (MIG1606 and CKS3080942)
- ### MIG1605FLEX Flexible Neck MIG Torch for Synergic Welders
- Ideal for exhaust repair shops
 - Can be placed in an infinite number of positions
 - Allows welding of exhaust pipes without loosening the exhaust hanger
 - Use with MIG160i, MIG185i, MIG200i, MIG225i and MIG225Ai



CKS15TG1025



CKS25SG1035



CKSGRFM

MIG Welders Parts and Consumables

Stock No.	Description	MIG140	MIG220	MM140SL	MM250SL	MM350XL
CKS15TG1025	10' Cable and MIG Welding Torch (.025" wire)	Opt	Opt	Opt	Opt	—
CKS15TG1030	10' Cable and MIG Welding Torch (.030" wire)	Std	Opt	Std	Opt	—
CKS15TG1035	10' Cable and MIG Welding Torch (.035" wire)	Opt	Std	Opt	Std	—
CKS25SG1035	10' Cable and MIG Welding Torch (.035" wire)	Opt	Opt	Opt	Opt	—
CKS15TG1230	12' Cable and MIG Welding Torch (.030" wire)	Opt	Opt	Opt	Opt	—
CKS15TG1235	12' Cable and MIG Welding Torch (.035" wire)	Opt	Opt	Opt	Opt	—
CKS35XL1235	12' Cable and MIG Welding Torch (.035" wire)	—	—	—	—	Std
CKS35XL1245	12' Cable and MIG Welding Torch (.045" wire)	—	—	—	—	Opt
CKS15TG1535	15' Cable and MIG Welding Torch (.035" wire)	Opt	Opt	Opt	Opt	—
CKS35XL1535	15' Cable and MIG Welding Torch (.035" wire)	—	—	—	—	Opt
CKS35XL1545	15' Cable and MIG Welding Torch (.045" wire)	—	—	—	—	Opt
CKSM103LB	Cable and MIG Welding Torch Liner (.020-.030" wire)	Std	Opt	Std	Opt	—
CKSM123LB	Cable and MIG Welding Torch Liner (.020-.030" wire)	Opt	Opt	Opt	Opt	Opt
CKSM104LN	Cable and MIG Welding Torch Liner (.030-.045" wire)	Opt	Std	Opt	Std	—
CKSM124LN	Cable and MIG Welding Torch Liner (.030-.045" wire)	Opt	Opt	Opt	Opt	Std
CKSM3TN50	1/2" Adjustable Nozzle	Std	Std	Std	Std	—
CKSM3B	Insulated Nozzle Bushing	Opt	Opt	Opt	Opt	—
CKSM6B	Insulated Nozzle Bushing	—	—	—	—	Std
CKSM3T2510	10 Pack Tip	Opt	Opt	Opt	Opt	Opt
CKSM3T3010	Contact Tip (.030" wire)	Std	Std	Std	Std	Opt
CKSM3T3510	Contact Tip (.035" wire)	Opt	Opt	Opt	Opt	Std
CKSM3T4510	10 Pack Tip	Opt	Opt	Opt	Opt	Opt
CKSM3D	Gas Diffuser	Opt	Opt	Opt	Opt	—
CKSM6D	Gas Diffuser	—	—	—	—	Std
CKSM3TD	Gas Diffuser	Std	Std	Std	Std	—
CKSGRFM	Flowmeter-Regulator	Std	Std	Std	Std	Std
CKSM3C50	Nozzle Cup	Opt	Opt	Opt	Opt	—
CKSM3TB2	Insulator with O-Ring	Std	Std	Std	Std	—
CKSM3TBR3	3 Pack O-Rings	Std	Std	Std	Std	—
CKSM6C62	Tapered Nozzle	—	—	—	—	Std
CKSM3NA50	Nozzle Assembly	Opt	Opt	Opt	Opt	—

Std = Standard

Opt = Optional

TECHNICAL SUPPORT: 800-ABC-WELD

Snap-on® MIG Welder Consumable Kits

Contains a selection of parts to repair Snap-on® MM Series, MIG220, MIG140, YA212AIND and FM140A welders, along with MHG Series spoolguns.

CKSMPK1 MIG Welder Parts Kit

- Standard MIG consumables, such as contact tips, O-rings, nozzles, insulator and diffuser

CKSMPK10 MIG Welder Master Parts Kit

- Contains CKSMPK1 contents, along with additional parts for aluminum spool guns



CKSMPK1



CKSMPK10



- Wear face shield and protective clothing while welding or cutting.
- Do not allow bystanders while welding or cutting.
- Read Safety Precautions on pages W1-W4

PARTS AND CONSUMABLES



MIG1154



MIG1151



MIG023

MIG030

MIG035

Synergic MIG Welders Parts and Consumables

Stock No.	Description	MIG160i	MIG185i	MIG200i	MIG225i/ MIG225Ai
CKS246951	Drive Roller .023/.030	Std	Std	N/A	N/A
CKS3080396	Drive Roller .023/.030	N/A	N/A	Std	Std
CKS3080397	Wire Feed Roller .040-.045 Steel	N/A	N/A	Std	Std
CKS3080907	Drive Roller .035/.035 FLUX	Std	Opt	N/A	N/A
CKS3080914	Wire Feed Roller .030-.040 Aluminum	N/A	N/A	Std	Std
CKS3080915	Wire Feed Roller .045-1/16 Aluminum	N/A	N/A	Std	Std
CKS3080917	Drive Roller .030/.040	Opt	Opt	N/A	N/A
CKS3080918	Drive Roller .035 Al/.035	N/A	N/A	Std	Std
CKS3080942	Drive Roller .030 AL/.040 AL	Opt	Std	N/A	N/A
CKSB7123370	Torch Neck	Std	N/A	N/A	N/A
CKSGRFM	Flowmeter-Regulator	Std	Std	Std	Std
MIG023	Contact Tip (.023), 10 each	Opt	N/A	N/A	N/A
MIG030	Contact Tip (.030), 10 each	Std	N/A	N/A	N/A
MIG035	Contact Tip (.035), 10 each	Opt	N/A	N/A	N/A
MIG035AL	.035 Aluminum Contact Tip (10 ea)	Opt	N/A	N/A	N/A
MIG040	.040 Contact Tip (10 ea)	Opt	N/A	N/A	N/A
MIG040AL	.040 Aluminum Contact Tip (10 ea)	Opt	N/A	N/A	N/A
MIG1151	Tapered Nozzle	Std	N/A	N/A	N/A
MIG1152	Spot Weld Nozzle	Opt	N/A	N/A	N/A
MIG1154	Nozzle Spring	Std	N/A	N/A	N/A
MIG1156	Diffuser	Std	N/A	N/A	N/A
MIG1603	Replacement Steel Liner	Std	Opt	Opt	Std
MIG1605	Standard Torch	Std	N/A	N/A	N/A
MIG1606	Aluminum Torch and Wire Kit	Opt	N/A	N/A	N/A
MIG160AK	Liner Kit for Aluminum Wire	Opt	Std	Std	Opt
MIG18523	.023" (0.6 mm) Contact Tip (10 pk)	N/A	Opt	Opt	Opt
MIG18530	.030" (0.8 mm) Contact Tip (10 pk)	N/A	Opt	Opt	Std
MIG18535	.035" (0.9 mm) Contact Tip (10 pk)	N/A	Opt	Opt	Opt
MIG18540	.040" (1.0 mm) Contact Tip (10 pk)	N/A	Opt	Opt	Opt
MIG18535AL	.035" (0.9 mm) Aluminum Contact Tip (10 pk)	N/A	Std	Std	Std
MIG18540AL	.040" (1.0 mm) Aluminum Contact Tip (10 pk)	N/A	Opt	Opt	Std
MIG1851	Nozzle	N/A	Std	Std	Std
MIG1854	Nozzle Support	N/A	Std	Std	Std
MIG1855	Steel MIG Torch	Opt	Opt	Opt	Std
MIG1856	Aluminum Torch Assembly	N/A	Std	Std	N/A
MIG1857	Gas Diffuser, Ceramic	N/A	Std	Std	Std
MIG1858	Nozzle Holder Insulator	N/A	Std	Std	Std
MIG1859	Torch Neck	N/A	Std	Std	Std
MIG225PP	Aluminum Push Pull Torch	N/A	N/A	N/A	Std
CKSM16039	Ground Cable	Std	Std	Std	N/A
CKS246272	Ground Cable	N/A	N/A	N/A	Std
MIG2257	Diffuser - MIG225PP	N/A	N/A	N/A	Std
MIG22530AL	.030" Contact Tip 10 pk - MIG225PP	N/A	N/A	N/A	Std
MIG22545AL	.045" Contact Tip 10 pk - MIG225PP	N/A	N/A	N/A	Std
MIG2251	Gas Nozzle - MIG225PP	N/A	N/A	N/A	Std
MIG2259	Neck Assembly - MIG225PP	N/A	N/A	N/A	Std
CKS3080903	.030" Wire Feed Roller - MIG225PP	N/A	N/A	N/A	Std
CKS3080919	.035" Wire Feed Roller - MIG225PP	N/A	N/A	N/A	Std
CKS3080904	.040" Wire Feed Roller - MIG225PP	N/A	N/A	N/A	Std
CKS3080921	.045" Wire Feed Roller - MIG225PP	N/A	N/A	N/A	Std
CKS3155647	Nut, Wire Feed Roller - MIG225PP	N/A	N/A	N/A	Std

Std = Standard
Opt = Optional
TECHNICAL SUPPORT: 800-ABC-WELD

Portable MIG Welder Parts and Consumables

Stock No.	Description	MIG125	MIG135
CKSGR115	Gas Regulator with Adaptor	Std	Std
MIG023	.023" Contact Tip	Std	Std
MIG030	.030" Contact Tip	Opt	Opt
MIG035	.035" Contact Tip	Opt	Opt
MIG1151	Tapered Nozzle	Std	Std
MIG1152	Spot Weld Nozzle	Opt	Opt
MIG1153	Steel Liner (Blue-Point®)	Std	Std
MIG1154	Nozzle Spring	Std	Std
MIG1155	9' Cable and MIG Welder Torch (Blue-Point®)	—	Std
MIG1156	Diffuser	Std	Std
MIG1157	Teflon® Liner (Blue-Point®)	Opt	Opt
CKS246272	Ground Cable	—	—

Std = Standard
 Opt = Optional
 TECHNICAL SUPPORT: 800-ABC-WELD

Stock No.	Description	MHG5A	MHG5B
CKSM5C62	Nozzle Cup	Std	Std
CKSM5NB	Nozzle Body	Std	Std
CKSM5B	Insulated Nozzle Bushing	Std	Std
CKSM35NA62	Nozzle Assembly	Std	Std
CKSM35D	Gas Diffuser	Std	Std
CKSMGT3510	Contact Tip	Std	Std
CKSMGT36410	Contact Tip (3/64) 10 ea.	Opt	Opt
CKSMGT3010	Contact Tip (.030) (10 ea)	Std	Std
CKS404335	Aluminum Wire (0.035) 1 lb	Std	Std
MIG1101	Tapered Nozzle (Blue-Point®)	—	—

Std = Standard
 Opt = Optional
 TECHNICAL SUPPORT: 800-ABC-WELD

TIG Pack/Parts and Consumables

Stock No.	Description	CKSTP2125	CKSTP2125A	FLEXTIG25	TIG130i	TIG150i	TIG255i
CKS3C1165	1/16" Collet (5 ea)	—	Opt	Std	Std	Std	Std
CKS3C3325	3/32" Collet (5 ea)	—	Std	Std	Std	Std	Std
CKS3C4185	1/8" Collet (5 ea)	—	Std	Opt	Std	Std	Std
CKS3CB3322	3/32" Collet Body (2 pk)	—	—	—	—	—	—
CKS3CB4182	1/8" Collet Body (2 ea)	Std	—	Opt	Std	Std	Std
CKS3A610	3/8" I.D. Cup (10 ea)	Std	—	Std	Std	Std	Std
CKS3A810	1/2" ID Cup (10 ea)	Std	—	Std	Std	Std	Std
CKS7T11610	1/16" Tungsten Electrode (10 ea)	Opt	—	Std	Std	Std	Std
CKS7T33210	3/32" Tungsten Electrode (10 ea)	Std	—	Std	Std	Std	Std
CKS7T41810	1/8" Tungsten Electrode (10 ea)	Std	—	Opt	Std	Std	Std
CKS3A710	7/16" I.D. Cup (10 ea)	Std	—	Std	Std	Std	Std
CKS300S	Short Back Cap	Std	—	Std	Std	Std	Std
CKS300L	Long Back Cap	Std	—	Std	Opt	Opt	Opt
CKSTIGSHARP	Chemical Tungsten Sharpener	—	Opt	Opt	Opt	Opt	Opt

Std = Standard
 Opt = Optional
 TECHNICAL SUPPORT: 800-ABC-WELD



TIGINVFP



TIGINVRAD



TIG250EH

Snap-on® TIG Welder Accessories and Consumables

Stock No.	Description	TIG130i	TIG150i	TIG255i
TIGINVFS	Remote Foot Switch	—	Std	Std
CKSGRFM	Flowmeter-Regulator	Std	Std	Std
TIG130GCA	Ground Cable Complete	Std	—	—
TIG150GCA	Ground Cable Complete	—	Std	—
TIG250GCA	Ground Cable Complete	—	—	Std
TIG130TA	Torch Assembly	Std	—	—
CKSKITTIG250	TIG Parts Kit	Std	Std	Std
TIGINVRAD	Clip On Torch Amperage Control	—	Opt	Opt
TIGINVFP	Remote Amperage Control	—	Opt	Opt
TIG250EH	Stick Electrode Holder	—	Opt	Opt
TIG250HC25	Leather Cable Cover	—	Opt	Opt
TB60	Tote Bag	Opt	—	—
TIG130EH	Stick Electrode Holder for TIG130i	Opt	—	—
TIG250FFP	Remote Amperage Control	—	—	—

Std = Standard
 Opt = Optional
 TECHNICAL SUPPORT: 800-ABC-WELD



- Wear face shield and protective clothing while welding or cutting.
- Do not allow bystanders while welding or cutting.
- Read Safety Precautions on pages W1-W4

TIG WELDERS



TIG130i



TIG150i



TIG255i

Snap-on® TIG Welders

Common to TIG150i and TIG255i.

- **Welding Process Versatility:** select between AC TIG, DC TIG or Stick Electrode welding options
- **AC or DC TIG Functionality:** Choose between TIG modes for non-ferrous metals using AC TIG or for ferrous metals using DC TIG
- **Amperage Control:** fine adjustment range to weld extremely thin materials to maximum thicknesses
- **TIG 2- or 4-stage continuous and pulse modes**
- **AC Balance Adjustment:** penetration, balanced and cleaning
- **Pulse and background amperage adjustments**
- **AC frequency adjustment**
- **Upslope/downslope as well as post as flow adjustment**
- **High-frequency/scratch starting modes**

Specifications	TIG130i	TIG150i	TIG255i
Torch	Gas Cooled	Gas Cooled	Water Cooled
Input Voltage, V AC	115/230	208/230	208/230
Input Current, amps	15/20	30	30
Output Current, amps	10–110/10–130	5–150	5–220
Duty Cycle	60% @ 80 A/60% @ 90 A	60% @ 110 A	100% @ 160 A
Torch Length, feet	12	25	25
Ground Cable Length, feet (m)	12 (3.7)	25 (7.6)	25 (7.6)
Power Cord Length, feet	8	12	8
Shipping Weight, lb (kg)	17 (8)	57 (26)	180 (82)

TIG130i Portable TIG Welder

- Lightweight portable DC TIG welder is designed to join steel and stainless steel
- Amperage range of 10–130 amps for a variety of welding applications
- Dual voltage input capability of 115–230 V
- Suitable for use with power-generating equipment
- Comes complete with a power supply, torch, ground cable, regulator and tote bag

TIG150i TIG Welder

- Full-featured 150 A TIG welder that is ideal for everyday shop use

TIG255i TIG Welder

- Full-featured 255 A TIG welder with a water-cooled torch for longer weld times, cooler operation and enhanced dexterity
- Ideal for production welding environments

Welding Apparel

YA427B Welding Gloves (Blue-Point®)

- Help protect hands from sparks when welding
- Leather construction with added insulation for heat protection
- Reinforced palm for durability

YA4280 Welding Sleeves (Blue-Point®)

- Help protect arms from sparks when welding or cutting
- Elastic bands at each end of the sleeve
- Constructed of flame-retardant fabric

YA4282 TIG Welding Gloves (Blue-Point®)

- Ideal for TIG welding processes
- Pigskin material for precise control
- Help protect hands from heat and sparks
- Thick leather cuff for wrist protection

WELDJKTG Welding Jacket with Stripes (Large)

WELDJKTXLG Welding Jacket with Stripes (X-Large)

WELDJKTXXLG Welding Jacket with Stripes (XX-Large)

- Highly durable, lightweight, flame retardant material with dielectric snaps, high reach collar, and an extra inch around the waist for a premium fit
- Retains flame retardant properties for up to 50 home washings or 25 commercial washings
- High-quality tensile-strength cotton
- Constructed with a proprietary process to impregnate ink into fire-retardant materials for longevity
- Zip open sides allow you to shed excess body heat and provide easy access



YA427B



YA4280



YA4282



WELDJKTG



WELDGOGLEKT



WELDGOGLEKT1



WELDGOGLEKT2



WELDGOGLEKT3



WELDGOGLEKT4



WELDGOGLEKT5

Welding Goggles

WELDGOGLEKT Auto-Darkening Goggles Kit

- For MIG/TIG/ARC/plasma oxy cutting and grinding applications
- Ideal for confined workspace and mobile welding
- Bump cap for head protection
- Fire-retardant hood for protection
- Soft silicon-lined goggles for user comfort
- Detachable mask

WELDGOGLEKT1 Auto-Darkening Welding Goggles

- For MIG/TIG/ARC/plasma oxy cutting and grinding applications
- Ideal for confined workspace and mobile welding
- Soft silicon-lined goggles for user comfort
- For use with WELDGOGLEKT2 Fire-Retardant Hood, WELDGOGLEKT3 Bump Cap and WELDGOGLEKT5 Protective Shield

WELDGOGLEKT2 Fire-Retardant Hood

- Fire-retardant hood for protection during MIG/TIG/ARC/plasma oxy cutting and grinding applications
- Ideal for confined workspace and mobile welding

WELDGOGLEKT3 Bump Cap

- Bump cap for head protection during MIG/TIG/ARC/plasma oxy cutting and grinding applications

WELDGOGLEKT4 Auto-Filter Carry Bag

- Drawstring closure

WELDGOGLEKT5 Protective Shield

- Detachable mask for WELDGOGLEKT1
- For MIG/TIG/ARC/plasma oxy cutting and grinding applications
- Ideal for confined workspace and mobile welding



- Wear face shield and protective clothing while welding or cutting.
- Do not allow bystanders while welding or cutting.
- Follow all safety precautions for welding and cutting.
- Read Safety Precautions on pages W1-W4

PLASMA CUTTERS



PLASMA20i



PLASMA30i



PLASMA60i

Inverter-style Plasma Cutters

- Depth-of-cut adjustability—for applications such as panel removal around spot welds—adjusts cut-depth to the top layer of material without disturbing the base layer

Specifications	PLASMA20i	PLASMA30i	PLASMA60i
Output Current, amps	5–20	5–25	20–55
Cut Thickness, inches	1/4	3/8	3/4
Sever Thickness, inches	3/8	1/2	1
Primary Input, volts	115 V AC, 50/60 Hz	115 or 230 V AC, 50/60 Hz	208/230 V AC, 50/60 Hz
Primary Input, amps	20	30 A 115 V or 20 A 230 V	40 A
Duty Cycle Rating	100% @ 15 A	100% @ 19 A	100% @ 30 A
Air Supply Required	50 PSI @ 5 CFM	50 PSI @ 7 CFM	68 PSI @ 7 CFM
Torch Cable Length, feet (m)	12 (3.7)	12 (3.7)	18 (5.5)
Ground Cable Length, feet (m)	12 (3.7)	12 (3.7)	18 (5.5)
Net Weight, lb (kg)	22 (10)	29 (13)	44 (20)

PLASMA20i 20 A Plasma Arc Cutting Machine

- Perfect for the shop or on the jobsite, it features a small-yet-powerful package size that allows for portability in a variety of situations
- Ideal for cutting a variety of ferrous, non-ferrous and high-strength materials
- Cuts a maximum of 1/4" and will sever up to 3/8"
- Adjustable amperage range from 5–20 A provides the ability to minimize distortion on thinner materials
- For applications such as panel removal around spot welds—adjusts cut depth to the top layer of material without disturbing the base layer
- Accepts 115 V input power supply voltage at minimum current requirements
- Contains an air filter and pressure regulator to allow for either a compressed air or nitrogen air supply
- Technical support and service: 800-ABC-WELD

PLASMA30i Plasma Cutter

- Inverter technology features a small-yet-powerful package size that allows for portability in a variety of situations in the shop or on the jobsite
- Ideal for cutting a variety of ferrous, non-ferrous and high-strength materials
- Cuts a maximum of 3/8" and will sever up to 1/2"
- Adjustable amperage range—from 5–25 A—provides the ability to minimize distortion on thinner materials
- Depth-of-cut adjustability—for applications such as panel removal around spot welds—adjusts cut depth to the top layer of material without disturbing the base layer

- Material capability ideal for cutting a variety of ferrous, non-ferrous and high-strength material
- Pilot self-restart function provides the ability to cut perforated, grid or expanded metal applications
- Air supply system contains an air filter and pressure regulator to allow for either a compressed air or nitrogen air supply
- Protection LED warning system for low air pressure, high temperatures and system blockages
- Input voltage versatility automatically accepts 115 or 230 V input power supply voltages at minimum current requirements
- Ideal for automotive repair, collision repair, heavy-duty truck, farm and metal fabrication shops
- Comes complete with a power supply, torch assembly, ground cable and spare torch consumables
- Technical support and service: 800-ABC-WELD

PLASMA60i Plasma Cutter

- Cuts a maximum of 3/4" and severs up to 1"
- Depth-of-cut adjustability allows the top layer of material to be cut without disturbing the base layer
- Input voltage versatility accepts 208 V or 230 V input power supply at minimum current requirements
- Includes power supply, torch assembly, ground cable and spare torch consumables



PLASMA2304



PLASMA2305



PLASMA2308



PLASMA2504



PLASMA5005



PLASMA5004



PLASMA5001



PLASMA5003

Standard-Duty Plasma Cutter Consumables

Description	PLASMA115	PLASMA230	PLASMA25	PLASMA50	PLASMA20i	PLASMA30i	PLASMA60i
Complete Torch Assembly	PLASMA1153	PLASMA23010	PLASMA2503	PLASMA5007	PLASMA2007	PLASMA3007	PLASMA5007
Metal Diffuser	—	—	PLASMA5005*	PLASMA5005*	—	—	PLASMA5005*
Short Nozzle (1 mm), 30–35 A	PLASMA2301†	PLASMA2301†	—	—	—	—	—
Electrode	PLASMA1151†	PLASMA2305†	PLASMA5004†	PLASMA5004†	PLASMA2004†	PLASMA3004	PLASMA5004†
Long Electrode	PLASMA1152*	PLASMA2307†	—	—	—	—	—
Nozzle (0.7 mm)	—	—	—	—	PLASMA2002†	PLASMA3002†	—
Nozzle (1.1 mm), 55A	—	—	PLASMA5002†	PLASMA5002†	—	—	PLASMA5002†
Long Nozzle (0.9 mm), 35 A	PLASMA2308†	PLASMA2308†	—	—	—	—	—
Long Nozzle (1 mm), 35–50 A	PLASMA2302**	—	—	—	—	—	—
Nozzle Holder	PLASMA2304	PLASMA2304	PLASMA5001	PLASMA5001	PLASMA2001	PLASMA3001	PLASMA5001
Spacer Spring	—	PLASMA2309†	—	—	—	—	—
Swirl Ring	PLASMA23031	PLASMA23031	PLASMA5003*	PLASMA5003*	PLASMA2003*	PLASMA3003*	PLASMA5003*
Torch Head Body	—	PLASMA23011	PLASMA5006	PLASMA5006	PLASMA2006	PLASMA3006	PLASMA5006
Two Point Spacer	—	—	PLASMA2504	PLASMA2504	—	—	PLASMA2504

(1) each per package unless otherwise noted.

* (2) each per package

** (3) each per package

† (5) each per package

GAS WELDING

KRBC60T Welding Workstation

KRBC60T Welding Workstation Cart

- 3/8" steel-plate work surface
- Four dual-purpose mounting locations serve as accessory mounts and wand holder
- HD textured black matte finish
- Large locking compartment stores two welders
- Slots-N-Dots™ rear panel accommodates many accessories
- Three drawers with liners and high-quality roller bearing slides
- Three large cord hooks included; extra hook kits available
- 50-3/4" W x 25-3/4" D x 37-1/2" H
- 1,000 lb load capacity



KRBC60T

- Read and follow all safety precautions accompanying the product.
- Wear safety goggles.
- Store at a temperature below 120 °F.
- Dispose of butane in accordance with regulations.
- Do not open multiple drawers.
- Wear face shield and protective clothing while welding or cutting.
- Do not allow bystanders while welding or cutting.
- Read Safety Precautions on pages W1–W4



SOLDERING



YAKS221



YAKS226



YAKS1-1

Replacement Tips for YAKS32A Soldering Iron

Stock No.	Description	Size, inches (mm)
YAKS1-1 [†]	Single Flat Solder Tip	1/32 (1.0)
YAKS1-2 [‡]	Single Flat Solder Tip	3/32 (2.4)
YAKS1-3 [‡]	Single Flat Solder Tip	1/8 (3.2)
YAKS1-4 [‡]	Single Flat Solder Tip	3/16 (4.8)
YAKS1-5 [‡]	Double Flat Solder Tip	1/32 (1.0)
YAKS1-6 [‡]	Double Flat Solder Tip	3/32 (2.4)
YAKS1-7 [‡]	Double Flat Solder Tip	1/8 (3.2)
YAKS1-8 [‡]	Double Flat Solder Tip	3/16 (4.8)
YAKS1-9 [‡]	Hot Air Blower Tip	—
YAKS1-10 [‡]	Hot Knife Tip	—
YAKS112	Hot Air Blower Deflector	—
YAKS113 [‡]	Hot Air Blower and Deflector Tip	—



YAKS41

YAKS41^{†*} Butane Gas Soldering Iron Kit (25–75 W)

- Includes attachments for soldering and hot air
- All-in-one ignition switch with one-handed operation
- Smaller for access into tight areas
- Fuel adjustment knob, conveniently located in the back of handle, for quick temperature adjustment
- Quick-release connector allows for quick accessory tip changeover without waiting for the tip to cool
- Magnetic stand is integrated into the bottom of tool and allows for vertical storage on side of the toolbox
- Fuel gauge window on both sides of the handle
- Cap safely shuts off the unit and protects the tip from accidental contact
- Soldering tips are iron and nickel plated with ceramic-coated metal catalyst and finished with a solder dip
- Unique storage solution neatly holds the torch, solder tube and accessories
- Product is non-returnable and may contain Butane which can explode unexpectedly; dispose of Butane in accordance within local regulations

Replacement Tips for YAKS22A

Stock No.	Description	Size, inches (mm)
YAKS221 [†]	Single Flat Solder Tip	1/32 (1.0)
YAKS222 [‡]	Single Flat Solder Tip	3/32 (2.4)
YAKS223 [‡]	Single Flat Solder Tip	1/8 (3.2)
YAKS224 [‡]	Single Flat Solder Tip	3/16 (4.8)
YAKS225 [‡]	Double Flat Solder Tip	1/32 (1.0)
YAKS226 [‡]	Double Flat Solder Tip	3/32 (2.4)
YAKS227 [‡]	Double Flat Solder Tip	1/8 (3.2)
YAKS228 [‡]	Double Flat Solder Tip	3/16 (4.8)
YAKS229 [‡]	Hot Air Blower Tip	—
YAKS2210 [‡]	Hot Knife Tip	—
YAKS2211	Hot Air Blower Deflector	—
YAKS2212 [‡]	Flame Tip	—
YAKS2213 [‡]	Hot Air Blower and Deflector Tip	—



YAKS3001



YAKS3002



YAKS3004

Butane Soldering Iron Kit (YAKS300)

Stock No.	Description	Size, inches (mm)
YAKS3001	Heating Element	—
YAKS3002	Fine Solder Tip	1/8 (3.2)
YAKS3004	Double Flat Solder Tip	3/16 (4.8)

Butane Soldering Iron Kit (YAKS41)

Set Contains:

Stock No.	Description	
YAS41-1 [†]	1/32", 1.0 mm SF Solder Tip	
YAS41-3 [‡]	1/8", 3.2 mm SF Solder Tip	
YAS41-4 [‡]	3/16", 4.8 mm SF Solder Tip	
YAS41-5 [‡]	1/32", 1.0 mm DF Solder Tip	
YAS41-6 [‡]	3/32", 2.4 mm DF Solder Tip	•
YAS41-7 [‡]	1/8", 3.2 mm DF Solder Tip	
YAS41-8 [‡]	3/16", 4.8 mm DF Solder Tip	•
YAS41-9 [‡]	Hot Air Blower	•
YAS41-10 [‡]	Hot Knife Tip	
YAS41-11 [‡]	Heat Deflector	
YAS41-12 [‡]	Quick Release Tip Connector	
YAS41-2 [‡]	3/32", 2.4 mm SF Solder Tip	
YAS42-12	Solder Tray and Sponge	•
YAKS41-4PK [‡]	Butane Soldering Kit (4 pk)	

Colors Available



* O G

ADD SUFFIX TO STOCK NUMBER FOR SPECIAL COLORS.

Butane Soldering Iron Kit (YAKS42)

Set Contains:

YAKS42*

Stock No.	Description	
YAS42 ^{†*}	Soldering Iron and Cap	•
YAS42-1	Quick-Release Connector	•
YAS42-6 [†]	1/32" Double Flat Soldering Tip	•
YAS42-7 [†]	3/32" Double Flat Soldering Tip	•
YAS42-8 [†]	1/8" Double Flat Soldering Tip	•
YAS42-9 [†]	3/16" Double Flat Soldering Tip	•
YAS42-10 [†]	Hot Air Tip	•
YAS42-11	Plastic Welding Tip	•
YAS42-12	Solder Tray and Sponge	•
YAS42-13	Soldering Tube	•
YAS42-15	Storage Solution	•
YAS42-16	Universal Plastic Repair Rods (22 pack)	
YAS42-17	Brass Cleaning Brush	
YAS42-18	Cleaning Piston	
YAS42-19	Reinforcement Mesh	
YAS42-20	ABS Natural Plastic Repair Rods (22 pack)	
YAS42-21	ABS Plastic Repair Rods (22 pack)	
YAS42-22	Polypropylene Plastic Repair Rods (22 pack)	
YAS42-23	Polyethylene Plastic Repair Rods (22 pack)	
YAS42-24	Polystyrene Plastic Repair Rods (22 pack)	
YAS42-25	Universal Plastic Repair Rods (7 pack)	
YAS42-26 [†]	Hot Knife	•
YAS42-CMBPK [‡]	Assorted Plastic Repair Rods (132 each)	
YAS42-STRPK [‡]	Assorted Plastic Repair Rods (42 each)	
BUTANE15CSA [‡]	Butane Fuel (Blue-Point®)	



YAKS42

YAKS42^{†*} Butane Gas Soldering Iron Kit (25–130 W)

- Includes attachments for soldering, hot air, hot knife and plastic welding
- All-in-one ignition switch with one-handed ignition operation
- Includes special tips to cut and weld multiple plastic types
- Fuel adjustment knob, conveniently located in the back of handle, provides quick temperature adjustment
- Quick-release connector allows for fast changing of accessory tips without waiting for the tip to cool
- Magnetic stand, integrated into the bottom of tool, allows for vertical storage on side of the toolbox
- Fuel gauge window on both sides of the handle
- Cap safely shuts off the unit and protects the tip from accidental contact
- Soldering tips are iron and nickel plated with ceramic-coated metal catalyst and finished with a solder dip
- Unique storage solution neatly holds the torch, solder tube and accessories
- Product is non-returnable and may contain Butane which can explode unexpectedly; dispose of Butane in accordance within local regulations

Colors Available



* O G
 ADD SUFFIX TO STOCK NUMBER FOR SPECIAL COLORS.



R460B

Guns

R460B[‡] Heavy-Duty Soldering Gun Kit (Blue-Point®)

- Peak output of 200 watts for a variety of applications
- Built-in spotlight illuminates the work area
- Tip heats up in less than 10 seconds
- Balanced tool design for comfort and ease of use
- Soldering tips are designed to be changed with minimal effort
- Top of housing doubles as a convenient stand
- Includes blow molded storage case, soldering, smoothing and cutting tips
- UL® listed



R490

R490[‡] Industrial Soldering Gun (Blue-Point®)

- Dual wattage elements: high wattage heats tip in seconds, lower wattage maintains rated tip temperature
- Effective tip temperature of 1,000 °F or more for heavy-duty, sustaining soldering
- Trigger-activated control is convenient, easy-to-use and provides instant response
- Built-in work light illuminates the work area
- Plug-in tip and element (TE) assemblies are plug-in units that can be changed within a minute
- Integral tool stand prevents heated part of the tool from damaging surrounding areas
- Plastic storage case
- UL® listed



R490400



R490500

R490400[‡] Replacement Soldering Tip

- 150/400 W 1/4" replacement tip for the R490 Industrial Soldering Gun

R490500[‡] Optional Soldering Tip

- 330/550 W 1/2" optional replacement tip for the R490 Industrial Soldering Gun

- Wear face shield and protective clothing while welding or soldering.
- Read and follow all safety precautions accompanying the product.
- Store at a temperature below 120 °F.
- Dispose of butane in accordance with regulations.

‡These products can expose you to chemicals which are known to the state of California to cause cancer and reproductive harm. See pages P1–P2 for details.

- Read Safety Precautions on pages W1–W4



SOLDERING



R25A



R40B

Irons

R25A[†] Industrial Soldering Kit

- Lightweight 25 W pencil-style kit for fine soldering applications
- Threaded tips offer improved heat exchange
- Features a heat deflection shield, 4-3/4" long handle, 8-1/2" overall length and 8' power cord
- Includes pointed, chisel, fine tips, 1/2 oz of lead-free rosin core solder and holder
- UL[®] listed
- 120 V, 60 Hz

R40B[†] Industrial Soldering Kit

- 40 W soldering iron; ideal for large solder jobs like battery terminal cables or radiator repair
- Threaded tips offer improved heat exchange compared to set-screw types
- Features a heat deflection shield, 4-3/4" long handle, 8-1/2" overall length and 8' power cord
- Includes pointed, chisel, fine tips, 1/2 oz of lead-free rosin core solder and holder
- UL[®] listed
- 120 V, 60 Hz



TORCH2A



TORCH300



TORCH400

Colors Available



* Red Orange Green
* O G
ADD SUFFIX TO STOCK NUMBER FOR SPECIAL COLORS.

Butane Heating Torches

- One-hand design and operation for maximum flexibility
- Ultrasonically-welded gas tank in combination with robust burner head—made of stainless steel and ceramic materials—provides unmatched durability
- Ergonomic rubberized grip conforms to the hand
- Twin-spark ignition ensures that torch lights the first time, every time
- Powerful multi-directional flame can be utilized upside down and in windy conditions
- Self-venting filling valve for fast refueling

TORCH2A[†] Turbo Torch (Blue-Point[®])

- Piezo ignition system
- Instant 1,300 °C/2,400 °F micro flame
- Pocket size
- Internal fuel tank
- 20 minutes of continuous use per refilling
- Product is non-returnable. May contain Butane which can explode unexpectedly. Dispose of Butane in accordance within local regulations

TORCH300[†] Butane Gas Torch

- Easily adjustable flame length—up to 3-1/2"
- Product is non-returnable and may contain Butane which can explode unexpectedly; dispose of Butane in accordance within local regulations

TORCH400[†] High-Power Butane Gas Torch

- Easily adjustable flame length—up to 4-1/2"
- Product is non-returnable and may contain Butane which can explode unexpectedly; dispose of Butane in accordance within local regulations

Butane Fuel Cans

BUTANE15CSA[†] Butane Fuel (Blue-Point®)

- Triple-filtered butane fuel for use with TORCH2A, TORCH3A, TORCH4 and TORCH6 mini torches; YAKS300, YAKS32A, YAKS42 and YAKS22A soldering irons; GLUEGUN3 and GLUEGUN4KT glue guns
- Universal filling tip can be used with most refillable butane products, as well
- Case of (24) 1.5 oz cans
- Product is non-returnable. May contain Butane which can explode unexpectedly. Dispose of Butane in accordance within local regulations

BUTANE15CSA



Tweezers

TZK5 5 pc Tweezers Set (Blue-Point®)

- Includes (5) tweezers in a vinyl zipper pouch
- All stainless steel construction
- Tweezers with sharp point, 4-1/2" long
- Self-closing tweezers with sharp point, 4-1/2" long
- Self-closing, heat-resistant flat nose, 7" long
- Sharp-point, pointed tip utility tweezers, 7" long

TZK7 7 pc Tweezers Set (Blue-Point®)

- Includes (7) tweezers in a black vinyl zipper pouch
- All stainless steel construction
- Pointed tweezers, 4-3/8" long
- Curved-head utility tweezers, 6-3/4" long
- Self-closing, heat-resistant tweezers, 6" long
- Sharp, pointed utility tweezers, 7" long
- Side locking tweezers, 6" long
- Spade-point tweezers, 4-3/8" long
- Weighted solder tweezers, 6" long



TZK5



TZK7

Soldering Clamps

SODC1* Soldering Clamp

- Makes soldering wires together easier; holds wires in place and into alignment accurately
- Thumbwheel allows for precise adjustment
- Compact design fits into tight spaces
- Holds wires in place without movement
- Lightweight aluminum will not tug on wires
- Quick "loading" and "unloading" of wire ends
- Wire gauge capacity 22-8 gauge

SODC1-3[‡] Magnetic Holder for SODC1 Soldering Clamp



SODC1

Colors Available



Black Red Orange Green

* BLK ORG GRN

ADD SUFFIX TO STOCK NUMBER FOR SPECIAL COLORS.



- Wear face shield and protective clothing while welding or soldering.
- Read and follow all safety precautions accompanying the product.
- Store at a temperature below 120 °F.
- Dispose of butane in accordance with regulations.

[†]These products can expose you to chemicals which are known to the state of California to cause cancer and reproductive harm. See pages P1-P2 for details.

• Read Safety Precautions on pages W1-W4

SOLDERING ACCESSORIES



MPK4A

Miniature Tools/Pliers

- Stainless steel, three-notch ratcheting mechanisms lock onto small objects with varying degrees of pressure
- Tips measure 1/16", long jaws measure 1-3/8"
- **MPK4A 4 pc Mini-Pliers Set (Blue-Point®)**
- MPC7A and MPC10A, plus MPS7A and MPS10A in a black zipper pouch
- **MPC7A Mini-Pliers (Blue-Point®)**
- Curved serrated jaws
- 7" long
- **MPC10A 10" Curved Jaw Mini-Pliers (Blue-Point®)**
- Curved serrated jaws
- 10" long
- **MPS7A Mini-Pliers (Blue-Point®)**
- Straight serrated jaws
- 7" long
- **MPS10A Mini-Pliers (Blue-Point®)**
- Straight serrated jaws
- 10" long

WELDING STORAGE



KRBC60T

Welding Storage

KRBC60T Welding Workstation Cart

- 3/8" steel-plate work surface
- Four dual-purpose mounting locations serve as accessory mounts and wand holder
- HD textured black matte finish
- Large locking compartment stores two welders
- Slots-N-Dots™ rear panel accommodates many accessories
- Three drawers with liners and high-quality roller bearing slides
- Three large cord hooks included; extra hook kits available
- 50-3/4" W x 25-3/4" D x 37-1/2" H
- 1,000 lb load capacity

KRBC60TEXT[‡] Welding Cart

Side Cabinet

- Mounts directly to the current KRBC60T Welding Cart
- Creates 50% additional steel work surface (500 in²)
- Slots-N-Dots™ rear and side panels for mounting additional accessories
- Cord slot in back for better organization of cords and plugs
- 25 x 15 x 25" storage compartment; perfect for adding a Plasma Cutter
- 4" drawer; 24.5 x 15.6 x 4.1" overall size



KRBC60TEXT

Welding Helmets, Auto-Darkening

Auto-darkening welding helmets are triggered automatically by UV light sources. Some models have adjustable sensitivity for various light conditions and an adjustable delay setting to maintain a dark state for extended periods of time. Fixed shade helmets offer a fixed #10 shade that is triggered automatically by UV light. Clear shade provides the operator visibility to line up work prior to welding.



EFPGREENSKL



EFPBLACKICE



EFP2MORBID



EFP2WFLAME



EFP2BSTRIFE

Specifications	EFPGREENSKL	EFPBLACKICE	EFP2MORBID	EFP2WFLAME [‡]	EFP2BSTRIFE [‡]
Shade	#9-13	#9-13	#9-13	#9-13	#9-13
Sensitivity	Yes	Yes	Yes	Yes	Yes
Delay	Yes	Yes	Yes	Yes	Yes
Clear Shade	4	4	4	4	4
Viewing Area, inches	3.62 x 1.42	3.62 x 1.42	3.82 x 2.36	3.94 x 2.36	3.94 x 2.36
Viewing Area, in ²	23	35.6	40	9.32	9.32
Number of Sensors	2	2	4	4	4
Delay Time(s)	Adjustable	Adjustable	Adjustable	Adjustable	Adjustable
Switching Speed, ms	.3	.3	.08	.08	.08
Power Supply	CR2450 Replaceable	CR2450 Replaceable	Lithium-Ion (auto on/off)	Lithium-Ion (auto on/off)	Lithium-Ion (auto on/off)
Applicable Standards	CE, CSA®, ANSI®	CE, CSA®, ANSI®	CE, CSA®, ANSI®	CE, CSA®, ANSI®	CE, CSA®, ANSI®
Optional Magnifying Lens	1.0, 1.5, 2.0, 2.5	1.0, 1.5, 2.0, 2.5	1.0, 1.5, 2.0, 2.5	1.0, 1.5, 2.0, 2.5	1.0, 1.5, 2.0, 2.5
Warranty	2 Year (ADF) 1 Year (all others)	2 Year (ADF) 1 Year (all others)	2 Year (ADF) 1 Year (all others)	2 Year (ADF) 1 Year (all others)	2 Year (ADF) 1 Year (all others)



YA4601



YA4606



YA4608



YA4609



YA4610



YA4615

Welding Helmets, Auto-Darkening

Specifications	YA4601 [‡]	YA4606 [‡]	YA4608 [‡]	YA4609 [‡]	YA4610 [‡]	YA4615 [‡]
Shade	Auto-Darkening #9-13	Auto-Darkening 5-8/9-13	Auto-Darkening 5-8/9-13 Digital Controls	Auto-Darkening 5-8/9-13	Auto-Darkening #9-13 External Control	Auto-Darkening #9-13 External Control
Sensitivity	Adjustable	Adjustable Knob	Digital Adjustment	Adjustable Knob	Adjustable Knob	Adjustable Knob
Delay	Adjustable	Adjustable Knob	Digital Adjustment	Adjustable Knob	Adjustable Knob	Adjustable Knob
Clear Shade	#3.5	#3.5	#3.5	#3.5	#3.5	#3.5
Viewing Area, inches	3.81 x 2.40	3.74 x 3.35	3.82 x 2.44	3.74 x 3.35	3.86 x 1.73	3.86 x 1.73
Viewing Area, in ²	9.14	12.53	9.32	12.53	9.14	9.14
Number of Sensors	4	4	4	4	2	2
Delay Time(s)	0.2-1.0	0.1-1.0	0.1-1.0	0.1-1.0	0.1-1.0	0.1-1.0
Switching Speed, ms	0.04	—	—	—	—	—
Switching Speed, seconds	—	1/25,000	1/25,000	1/25,000	1/16,000	1/16,000
Power Supply	Solar-Lithium	Solar Cell, Battery, Replaceable (2 x CR2450 lithium batteries)	Solar Cell, Battery, Replaceable (1 x CR2450 lithium battery)	Solar Cell, Battery, Replaceable (1 x CR2450 lithium battery)	Solar Cell + Battery, Replaceable (2 x AAA Alkaline)	Solar Cell + Battery, Replaceable (2 x AAA Alkaline)
Opt. Magnifying Lens 1.5x/2.0x	YA4600MAGKT	YA4600MAGKT	YA4600MAGKT	YA4600MAGKT	YA4600MAGKT	YA4600MAGKT
Applicable Standards	ANSI®, CE, DIN, EN, CSA®, AS/NZS	ANSI®, CE, CSA®	ANSI®, CE, CSA®	ANSI®, CE, CSA®	ANSI®, CE, CSA®	ANSI®, CE, CSA®
Warranty	2 Year	2 Year	3 Year	2 Year	1 Year	1 Year

CE - English Only



• Wear welding helmet and protective clothing while welding or cutting.

• Follow all safety precautions for welding and cutting.

‡ These products can expose you to chemicals which are known to the state of California to cause cancer and reproductive harm. See pages P1-P2 for details.

• Read Safety Precautions on pages W1-W4

WELDING HELMETS



YA4612



YA4617



WELDIGNPHNTM



WELDIGNSKULL

Welding Helmets, Auto-Darkening

Specifications	YA4612 [‡]	YA4617 [‡]	WELDIGNPHNTM [‡]	WELDIGNSKULL [‡]
Shade	Auto-Darkening 5–8/9–13	#9–13	Auto-Darkening 5–8/9–13	Auto-Darkening 5–8/9–13
Sensitivity	Adjustable Knob	Low–High, Adjustable Knob	Low/High, 5 Levels, Push Button	Low/High, 5 Levels, Push Button
Delay	Adjustable Knob	0.1–1.0 Seconds, Adjustable Knob	—	—
ADF Darkening Levels	5–8/9–13	9–13	8–13	8–13
ADF Viewing Area, inches	3.74 x 3.35	3.78 x 2.09	3.74 x 3.23	3.74 x 3.23
Clear Shade	#3.5	#3.5	#4.5	#4.5
Viewing Area, inches	3.74 x 3.35	3.75 x 2.05	—	—
Viewing Area, inches ²	12.53	7.69	34.08	34.08
Number of Sensors	4	4	4	4
Delay Time(s)	0.1–1.0	0.1–1.0 Seconds	0.1–1.0	0.1–1.0
Switching Speed, ms	—	0.4	0.04	0.04
Switching Speed, seconds	1/25,000	1/25,000	1/25,000	1/25,000
Power Supply	Solar Cell, Battery, Replaceable (1 x CR2450 lithium battery)	Solar Cell, Battery, Replaceable (CR2450 lithium battery)	Solar-Lithium with Battery Back-up	Solar-Lithium with Battery Back-up
Applicable Standards	ANSI®, CE, CSA® Approval	ANSI®, CE, CSA® UKCA Approval	ANSI®, CSA® Approval	ANSI®, CSA® Approval
Side Shade Viewing Area, inches	—	—	10's 4 x 2.75	10's 4 x 2.75
Opt. Magnifying Lens 1.0x	—	—	EFPADFCHTR10	EFPADFCHTR10
Opt. Magnifying Lens 1.5x	—	—	EFPADFCHTR15	EFPADFCHTR15
Opt. Magnifying Lens 1.5x/2.0x	YA4600MAGKT	YA4600MAGKT	—	—
Opt. Magnifying Lens 2.0x	—	—	EFPADFCHTR20	EFPADFCHTR20
Opt. Magnifying Lens 2.5x	—	—	EFPADFCHTR25	EFPADFCHTR25
Warranty	2 Year	1 Year	—	—

Welding Helmets, Fixed Shade

- Made of nylon material
- Helmet is much more flexible to get into tighter spaces
- Additional 1-1/4" of material on the top of the helmet for more coverage
- Cooler for the user as it will not heat up as much as an ABS version
- Lighter weight and much more resistant to heat



YA4614



YA4616

Specifications	YA4614 [‡]	YA4616 [‡]
Shade	Auto-Darkening 5–8/9–13	Auto-Darkening 5–8/9–13
Viewing Area, in ²	12.53	12.53
Applicable Standards	ANSI®, CE, CSA® Approval	ANSI®, CE, CSA® Approval
Optional Magnifying Lens 1.5x/2.0x	YA4600MAGKT	YA4600MAGKT
Clear Shade	#3.5	#3.5
Delay	Adjustable Knob	Adjustable Knob
Delay Time, Seconds	0.1–1.0	0.1–1.0
Grind Mode	Yes (External)	Yes (External)
Number of Sensors	4	4
Warranty	2	2
Power Supply	Solar Cell, Battery, Replaceable (1 x CR2450 lithium battery)	Solar Cell, Battery, Replaceable (1 x CR2450 lithium battery)
Sensitivity	Adjustable Knob	Adjustable Knob
Switching Speed, seconds	1/25,000	1/25,000

CE - English only



EFPHANNIBALB



EFPBONEHEDB



EFPSHRED

Welding Helmets, Fixed Shade

- Made of nylon material
- Helmet is much more flexible to get into tighter spaces
- Additional 1-1/4" of material on the top of the helmet for more coverage
- Cooler for the user as it will not heat up as much as an ABS version
- Lighter weight and much more resistant to heat

Specifications	EFPHANNIBALB	EFPBONEHEDB	EFPSHRED [†]
Lens Style	180° Peripheral	180° Peripheral	180° Peripheral
Shade	#10	#10	#10
Viewing Area, in ²	8.5	35.6	35.6
Applicable Standards	ANSI [®]	ANSI [®]	ANSI [®]
Lens (included)	EFP10WLDLENS, EFPCLLENSREP	EFPCLLENSREP	EFPCLLENSREP
Opt. Magnifying Lens 1.0x	EFPADFCCHTR10	EFPADFCCHTR10	EFPADFCCHTR10
Opt. Magnifying Lens 2.0x	EFPADFCCHTR20	EFPADFCCHTR20	EFPADFCCHTR20
Opt. Magnifying Lens 2.5x	—	EFPADFCCHTR25	EFPADFCCHTR25
Opt. Magnifying Lens 1.5x	—	EFPADFCCHTR15	EFPADFCCHTR15
Opt. Auto Darkening Lens	EFPADFLENSA	EFPADFLENSA	EFPADFLENSA
Adjustable Headband	Yes	Yes	Yes
Shield Style	180° Peripheral	180° Peripheral	180° Peripheral
Headband	Yes	Yes	Yes
Impact Resistance	Yes	Yes	—
Warranty	1 Year	1 Year	1 Year
Shield Included	Clear and #10 Welding	Clear and #10 Welding	Clear and #10 Welding
Replacement Shields	EFPCLLENSREP (Clear); EFP3WLDLENS (#3 Welding); EFP5WLDLENS (#5 Welding); EFP8WLDLENS (#8 Welding); EFP10WLDLENS (#10 Welding); EFP12WLDLENS (#12 Welding)	EFPCLLENSREP (Clear); EFP3WLDLENS (#3 Welding); EFP5WLDLENS (#5 Welding); EFP8WLDLENS (#8 Welding); EFP10WLDLENS (#10 Welding); EFP12WLDLENS (#12 Welding)	EFPCLLENSREP (Clear); EFP3WLDLENS (#3 Welding); EFP5WLDLENS (#5 Welding); EFP8WLDLENS (#8 Welding); EFP10WLDLENS (#10 Welding); EFP12WLDLENS (#12 Welding)

CE—English only

WELDING ACCESSORIES

EFP Series Welding Lenses

Optional and auto-darkening lenses are available for all EFP series helmets.

EFPADFLENSA Auto-Darkening Lens

- The world's first and only unobstructed ADF-integrated 180° peripheral vision ADF welding lens
- Has a military-grade anti-scratch coating
- ADF lens is easily replaceable
- 4-1/4 x 2" viewing area
- Solar-lithium combo power supply
- One year warranty

EFP3WLDLENS #3 Welding Lens

EFP5WLDLENS #5 Welding Lens

EFP8WLDLENS #8 Welding Lens

EFP10WLDLENS #10 Welding Lens

EFP12WLDLENS #12 Welding Lens

EFPCLLENSREP EFP Clear Lens Replacement

EFPADFCCHTR10 Cheater Lens with 1.0 Magnification

EFPADFCCHTR15 Cheater Lens with 1.5 Magnification

EFPADFCCHTR20 Cheater Lens with 2.0 Magnification

EFPADFCCHTR25 Cheater Lens with 2.5 Magnification



EFPADFLENSA

Magnifying Lens

YA4600MAGKT Magnifying Lens Kit

- Comes complete with 1.5X and 2.0X magnifying lenses and lens holder
- Optional accessory provides additional magnification for YA Series



YA4600MAGKT

Welding Hammer

WCH3 11" Welder's Chipping Hammer (Blue-Point[®])

- Features a pick end and a 3/4" chisel head end
- Heat-treated high-alloy steel for long life
- 11" overall length
- 7-1/2" head length



WCH3



• Wear welding helmet and protective clothing while welding or cutting.

• Follow all safety precautions for welding and cutting.

†These products can expose you to chemicals which are known to the state of

California to cause cancer and reproductive harm. See pages P1–P2 for details.

• Read Safety Precautions on pages W1–W4

WELDING CLAMPS



CL402A

C-Clamps

- Equipped with anti-spatter spindles, precision cut from hardened steel
- Forged frames have extra-deep throats for additional strength and work capacity
- Grooved anvil, in combination with a serrated pad, provides a nonslip grip on various metal surfaces
- Spindles, handles and pads are copper plated to avoid collecting spatter

Stock No.	Capacity, inches	Throat Depth, inches
CL402A [‡]	0-2	2
CL403A [‡]	0-3	2-1/2
CL404A [‡]	0-4	2-7/8
CL406A [‡]	0-6	3-5/8
CL408A [‡]	0-8	4-1/2
CL410A [‡]	2-10	5-5/8
CL412A [‡]	2-12	5-3/4



VGP12212

Large Jaw

VGP12212 Large Jaw Locking Pliers (Blue-Point®)

- Multipurpose tool with a larger jaw capacity for general maintenance and screw-in oil filter removal

Stock No.	A, Jaw Cap., inches (mm)	B, Length, inches (mm)
VGP12212	3-15/16 (100)	12 (300)



CL404VIS

High-Visibility C-Clamps

- Similar to CL Series C-clamps
- High-visibility models conform to the OSHA® safety color standard for physical hazards regulation #19110.144
- 3/4" spindle diameter

Stock No.	Capacity, inches	Throat Depth, inches
CL404VIS [‡]	0-4-1/2	3-1/4
CL406VIS [‡]	0-6-1/16	3-5/8
CL408VIS [‡]	0-8-1/4	5



VGP104

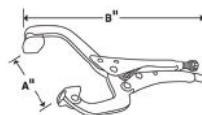
Auto Body/Welding Set

VGP104 Autobody/Welding Locking Pliers Set (Blue-Point®)

- Includes a VGP23312 Self-Leveling Jaws Pliers, VGP13709 Plugweld Pliers, plus VGP14412 and VGP12406 C-Clamp Pliers (4 pc) in a VGP1041 Kit Bag



VGP12412



VGP22418

Locking C-Clamps, Standard Tip

- Clamps offer quick and easy handling for auto body and metal fabrication applications

Stock No.	A, Jaw Cap., inches (mm)	B, Length, inches (mm)
VGP12406	2-5/16 (60)	6 (152.4)
VGP12412	3-15/16 (100)	12 (304.7)
VGP12418	10-1/4 (260)	18 (457.2)
VGP12424	15-11/16 (400)	24 (609.6)

Locking C-Clamps, Swivel Tip

Stock No.	A, inches (mm)	B, inches (mm)
VGP22406	1-15/16 (50)	6 (152.4)
VGP22412	3-15/16 (100)	12 (304.7)
VGP22418	9-7/16 (240)	18 (457.2)
VGP22424	15-11/16 (400)	24 (609.6)



VGP23312

Locking Clamps, Self-Leveling Jaws

VGP23312 Locking Clamp Self-Leveling Jaws (Blue-Point®)

- Swivel pads and narrow jaw profile firmly grip tapered surfaces in areas where C-clamps cannot fit



VGP14412

Locking C-Clamp, Aluminum Alloy

VGP14412 Locking C-Clamp, Aluminum Alloy (Blue-Point®)

- Lightweight aluminum jaw will not bend or distort body panels
- Welding pellets will not adhere to the jaw



VGP12509

Locking U-Clamp

VGP12509 Locking U-Clamps (Blue-Point®)

- U-shaped jaws allow access and visibility when welding



VGP13420

Locking C-Clamp, Long Reach

VGP13420 Locking C-Clamp/Long-Neck (Blue-Point®)

- Wide profile with perforated jaws allows clamping around large objects with uniform tension distribution



VGP13709

Locking Pliers, Plug Weld

VGP13709 Locking Pliers/Plugweld (Blue-Point®)

- Copper alloy knurled pad prevents burn through when plug welding thin sheet metal



VGP12808

Locking Clamp, Sheet Metal

VGP12808 Locking Clamps/Sheet Metal (Blue-Point®)

- Wide jaws allow clamping, bending, forming and crimping of sheet metal without gripping effort

Welding Clamps, Miniature

- Micro size for optimal access into confined spaces
- Aluminum alloy body ensures robustness with minimal weight, while resisting splatter and corrosion
- Design permits exertion of 1/2 ton of force without deformation
- Perforated jaw allows attachment to fixtures and connection of ground cables
- One-hand “no pinch” clamping and release

MG2000K Micro-Grip Locking Clamp Set (Blue-Point®)

- Includes (4) Micro-Grip Clamps

PUL3100 Sheet Metal Hook Set

PUL4145 Double Grab Hook Assembly

PUL5800 10-1/2" G Clamp



MG2000K



PUL3100



PUL4145



PUL5800

DENT PULLERS/ACCESSORIES

Portable Dent-Pulling System

ADPKITJR Aluminum Panel Dent Puller Kit

- Essential tools for pulling dents on aluminum vehicles
- Kit includes a power supply to weld studs for dent pulling
- High-capacitive discharge stud welder automatically welds the stud when pushed onto a panel
- Three ground lugs—integrated in the gun—help keep the studs perpendicular to the panel
- Includes a lever puller, squeeze puller and hand t-puller for a variety of dents, creases and dings
- Complete consumable kit with (250) Al-Mg stud pins for 5000 Series and (250) Al-Si stud pins for 6000 Series aluminum panels
- Contains (5) quick-clamp pulling fingers and (5) twist eyelets
- Variable-temperature heat gun with infrared thermometer heats panels prior to straightening
- Stainless steel brushes to prep a panel prior to aluminum stud welding by removing oxidization
- Optional recommended accessories include MIGCARTC Welding Cart, ADP265-BP Bridge Puller, BF775-C Handle and 14V12 File



ADPKITJR



- Do not overload clamps.

- Follow all safety precautions while welding and cutting.

- ‡These products can expose you to chemicals which are known to the state of California to cause cancer and reproductive harm. See pages P1-P2 for details.

- Read Safety Precautions on pages W1-W4

DENT PULLERS/ACCESSORIES



ADPKIT

Portable Dent-Pulling System

ADPKIT Aluminum Panel Dent Puller Kit

- Essential tools for pulling dents and repairing aluminum vehicles
- Complete tool set includes a power supply to weld studs for dent pulling
- High-capacitive discharge stud welder automatically welds the stud when pushed onto a panel
- Three ground lugs—integrated in the gun—help keep the studs perpendicular to the panel
- Includes a bridge puller, lever puller, squeeze puller and t-handle puller for a variety of dents, creases and dings
- Complete consumable kit with (250) Al-Mg stud pins for 5000 Series and (250) Al-Si stud pins for 6000 Series aluminum panels
- Contains (5) quick-clamp pulling fingers and (5) each twist eyelets
- Includes a pneumatic solid rivet gun, flush set, a punch and bucking bar to remove and install solid rivets
- Includes elf-piercing rivet removal and installation tools
- Door and step flange pneumatic hemming tools are specific to aluminum panels
- Complete body hammer and dolly set with rubber covers minimize stretching
- Includes offset aviation snips, clekos, 1/4" drill bits and aluminum panel thickness gauge
- Variable-temperature heat gun with infrared thermometer to heat panels prior to straightening
- Drawers have foam inserts to hold tools, keeping them isolated from steel panel use
- Set of (7) locking C-clamp pliers
- Includes a dust cover to protect the contents when not in use

Dent Puller Accessories

Stock No.	Description	Qty	Location
ADP265-DR1	Foam Insert – Drawer #1	1	Drawer #1
BF608B	Short Curve Cross Peen Hammer	1	Drawer #1
BF611B	Picking and Dinging Hammer	1	Drawer #1
BF617B	Shrinking Hammer	1	Drawer #1
BF710B	1.65 lb Steel Toe Dolly	1	Drawer #1
BF711B	2-1/4 lb Steel Heel Dolly	1	Drawer #1
BF712B	2-1/4 lb Steel General Purpose Dolly	1	Drawer #1
BF716B	10" Light Dinging Spoon	1	Drawer #1
HBSE10	10 oz Slimline Soft Grip Dead Blow Hammer	1	Drawer #1
DFXDF900BHND	Bolster Head Nylon Chisel	1	Drawer #1
DFXDF900DEND	Double End Nylon Dolly	1	Drawer #1
DFXDF900RHND	Round Head Nylon Chisel	1	Drawer #1
STK35011	Heel Dolly Cover	1	Drawer #1
STK35012	Heel Dolly End Cover	1	Drawer #1
STK35013	Universal Dolly Cover	1	Drawer #1
STK35015	Slapping Spoon Cover	1	Drawer #1
STK35017	Toe Dolly Cover	1	Drawer #1
STK35025	Hammer Cover	1	Drawer #1
ADP265-DR2	Foam Insert – Drawer #2		Drawer #2
AT1141A31/4	Knockout Punch	1	Drawer #2
AT1556MHD	1/4" Long-Neck 0-1/2" Cleko	12	Drawer #2
AT1719	Bucking Bar	1	Drawer #2
DBD1/4A†	1/4" Double Ended 135° Split Point Drill Bit	1	Drawer #2
DEBUR300	Deburring Tool	1	Drawer #2
LST51318†	283 Series US Standard Gauge	1	Drawer #2
ATIATC3X	Rivet Guns - Pistol Grip	1	Drawer #2
AVSNP01150	Offset Aviation Tin Snips, Left Cut (Blue-Point®)	1	Drawer #2
AVSNP01160	Offset Aviation Tin Snips, Right Cut (Blue-Point®)	1	Drawer #2
STK21960	Spr Insertion Tool	1	Drawer #2
STK21970	Spr Extraction Tool	1	Drawer #2
AC59C	Stainless Steel Wire Brush (Blue-Point®)	1	Drawer #3
AC5C	Hand Scratch Brush (Blue-Point®)	1	Drawer #3
ADP265-DR3	Foam Insert – Drawer #3	1	Drawer #3
ET1300	Heat Gun	1	Drawer #1

Stock No.	Description	Qty	Location
RTEMP8	Multi-Laser Infrared Thermometer	1	Drawer #3
PT280-305-23	Stainless Steel Wire Wheel (Coarse)	1	Drawer #3
PTGR280SF	Crud Thug® Removal Air Tool	1	Drawer #3
ATI107A-1	Flush Set Straight	1	Drawer #4
ATI508SG	Sheet Holder Pliers with Grips	1	Drawer #4
STK21892	Door Flanging Tool	1	Drawer #4
STK21896	Stepped Flanging Tool	1	Drawer #4
14V	14" Curved Tooth File, 8 TPI	1	Drawer #4
14V12	14" Curved Tooth File, 12 TPI	1	Drawer #4
ADP265-DR4	Foam Insert – Drawer #4	1	Drawer #4
AT615K	Belt Sander Kit	1	Drawer #4
ATBA3818120	Coated Abrasive Sanding Belt (Blue-Point®)	1	Drawer #4
ATBA381860	Coated Abrasive Sanding Belt (Blue-Point®)	1	Drawer #4
ATBA381880	Coated Abrasive Sanding Belt (Blue-Point®)	1	Drawer #4
BF775C-A	Flexible File Holder (Blue-Point®)	1	Drawer #4
VGP13420	Locking C-Clamp/Long-Neck (Blue-Point®)	1	Drawer #5
VGP22406	Locking C-Clamp Swivel Tip Pliers (Blue-Point®)	2	Drawer #5
VGP22412	Locking C-Clamp Swivel Tip Pliers (Blue-Point®)	2	Drawer #5
VGP22418	Locking C-Clamp/Swivel Tip (Blue-Point®)	2	Drawer #5
ADP265	Aluminum Panel Dent Puller	1	Side Shelf
ADP265-ALMG	Stud Pins, AL-MG, 500 pack	1	Drawer #2
ADP265-ALSI	Stud Pins, AL-SI, 500 pack	1	Drawer #2
ADP265-BP	Bridge Puller	1	Top Shelf
ADP265-LP	Lever Puller	1	Top Shelf
ADP265-SP	Squeeze Puller	1	Top Shelf
ADP265-TP	Hand T-Puller	1	Top Shelf
ADP265-CVR	Cover	1	—
ADP265-PF	Pulling Finger	1	Drawer #2
ADP265-TWP	Eyelet Twist Pullers, 5 pack	1	Drawer #2
KRSC326FPBO	32" Six-Drawer Compact Roll Cart	1	—
ADPSHELF	Welder Shelf, Cord Wrap Hook and Accessory Adaptor	1	Drawer #1

CE - CE - DE, ES, FR, IT, GB, NL, JP



YA22345KT



YA223453

Stud Gun Dent Pullers

YA22345 Stud Gun

- Welds draw pins to surfaces
- Low heat tool eliminates “burn-through” during weld process
- Power requirements are 120 V AC/Single Phase/60 Hz/15 A

YA22345KT Stud Gun Dent Puller Kit

- Kit includes a stud gun, welding tips, slide hammer and T-puller
- Used to pull dents by welding pins to the work piece
- Stud gun uses minimal heat to reduce burn through

YA223451 Draw Pins (2 mm)

- Soft for easy flexing and grinding
- Delivers 500 lb pull
- Pack of 500

YA223452 Draw Pins (2.5 mm)

YA223453 Magna Clamp

- Features a wing nut and is self-tightening
- Locks onto draw pins for pulling dents

YA223454 T-Puller

- Compact for small damage repair on lightweight metal
- Helps reduce overpull

YA223455 Slide Hammer

- Polished steel bar with a rubber handle ensures positive pulling action

YA223456 Shrinking Electrode

- Provides fast heat

YA223457 Pin Electrode

- Holds all standard size pins

YA223458 Trim Rivets

- Used to repair metal trim strips
- Weld onto a panel and provide permanent retention to a trim strip
- Pack of 500

YA223459 Rivet Electrode

- For use with YA223458 Trim Rivets
- Retains a trim rivet for welding

Portable Dent Puller Accessories

YA2235CART Accessory Cart

- Adds additional height and portability

YA2351[‡] Welding Tip

- Optional long stud welding tip

YA2353[‡] Heating Tip

- Replacement heat shrink heating tip

YA2355[‡] Star Tips

- Replacement tips (10 pk) for YA22350C, YAH22350C and YA223005

YA2358[‡] Magnetic Base

- Replacement magnetic ground clamp

YA223008[‡] Prybar

- Replacement prybar for YA22375 and AH22375; optional for YA22350C and YAH22350C

YA223007[‡] Replacement Switch

- Replacement push-button switch for the welding gun included with the YA22300A Standard-Duty Spot Welder, YA223004 Welding Cable Assembly and the YA223005 Dent Puller Kit



YA2235CART



YA2355



YA2353



YA2358

Portable Dent-Pulling System

- Easily pulls dents on roofs, hoods and side panels
- Star tip design eliminates the need to drill holes or cut pin heads
- Built-in slide hammer speeds up the pulling process (YA22350C only)



YA22375



YA22350C

Stock No.	Type	Primary Voltage	Line Fuse	Power Input Cable, feet (m)	Power Lead Length, feet	Ground Cable Length, feet	Shipping Weight, lb
YA22350C [‡]	Star Tip	120 V AC, 50/60 Hz	30 A	25 (7.6)	7	7	64
YA22375 [‡]	T-Handle	120 V AC, 50/60 Hz	30 A	25 (7.6)	10	7	64
YAH22350C [‡]	Star Tip	208/230 V AC, 50/60 Hz	30 A	25 (7.6)	7	7	64
YAH22375 [‡]	T-Handle	208/230 V AC, 50/60 Hz	30 A	25 (7.6)	7	7	64



- Read and follow safety precautions for Portable Dent Puller System components and for roll cabinets.
- Dent pull gun and accessories are for use on sheet metal only.
- Do not overload roll cabinet or open multiple drawers.
- These products can expose you to chemicals which are known to the state of California to cause cancer and reproductive harm. See pages P1-P2 for details.
- Read Safety Precautions on pages W1-W4

DENT PULLERS/ACCESSORIES



YA22351

Quick Claw Dent-Pulling System

YA22351[‡] Quick Claw Dent-Pulling Set

- For use with YA22350C, YAH22350C, YA22375 and YAH22375
- Used to establish multiple pull points along dents
- Independent finger action of claw varies the pulling force at multiple points
- Can pull by hand, slide hammer or chain
- Comes with a claw, (2) tips and (24) wires

YA22352[‡] Claw Handle

- Four-finger claw pulling handle

YA22353[‡] Welder Tips

- Welding tips for YA22354 Weld Wires

- Set includes (2) tips

YA22354[‡] Weld Wires

- 1/2 lb welding wires
- Set includes (24) wires

SPOT WELDERS



YA22300A

YA22355

Spot Welders

Stock No.	Primary Voltage	Line Fuse	Maximum Output	Maximum Thickness	Coated Metal Capability	Kva Rating	Shipping Weight, lb
YA22355	208/230 V AC	60 A	6,000 Amps	3 Piece, 20 Gauge	Yes	6	300
YA22300A	208/230 V AC	50 A	2,800 Amps	2 Piece, 20 Gauge	No	4	120

YA22300A[‡] Standard-Duty Spot Welder

- Produces spot welds for collision repair
- Squeeze-type action produces factory-style welds
- Optional accessories can increase welding capability

YA22355[‡] Heavy-Duty Liquid-Cooled Spot Welder

- Designed to produce factory-type spot welds on low-carbon steel panels
- Pneumatic squeeze-type gun welds through primers, sealers, and adhesives between panels
- Features coolant circulation throughout the welding tips for consistent and maximum weld penetration
- Included accessories: 14" long reach electrode and a wheelhouse electrode

Spot Welder Accessories

YA2230010[‡] Welding Tip Kit

- Contains replacement welding tips for the YA223004 Welding Cable Assembly and the YA223005 Dent Puller Kit

YA223004A[‡] Welding Cable Assembly

- Accessory welding cable assembly for the YA22300A Standard-Duty Spot Welder
- Allows welding from a single side, such as door skins and other applications

YA22357[‡] Trigger Switch

- Replacement switch

YA223005B[‡] Dent Puller Kit

- Fast, effective dent repair without drilling holes or using draw pins

YA22356[‡] Handle

- New style handle to house the improved YA22357 Trigger Switch
- Can be retrofitted to older models

YA223001[‡] Welding Tip

- Long spot welding tip for the YA22300A Standard-Duty Spot Welder

YA223002[‡] Welding Tip

- Short spot welding tip for the YA22300A Standard-Duty Spot Welder

YA223006[‡] Welding Tip

- Replacement welding tip for the YA223004 Welding Cable Assembly

YA223007[‡] Replacement Switch

- Replacement push-button switch for the welding gun included with the YA22300A Standard-Duty Spot Welder, YA223004 Welding Cable Assembly and the YA223005 Dent Puller Kit

YA223008[‡] Prybar

- Replacement prybar for YA22375 and AH22375; optional for YA22350C and YAH22350C

YA223009[‡] Welding Tip

- Drip rail spot welding tip for the YA22300A Standard-Duty Spot Welder



YA223005B



YA223007

Liquid Cooled Spot Welder Accessories

YA26143[‡] Long-Reach Wheelhouse Replacement Tips

- For use with the YA22355 Heavy-Duty Liquid-Cooled Spot Welder
- 2 pack

YA26144[‡] Standard Wheelhouse Replacement Tips

YA2097335[‡] J-Shaped Wheelhouse Replacement Tips

WHEEL BALANCING: BALANCERS

Wheel Balancers

Snap-on® Wheel Balancers use a patented Virtual Plane Measurement system to achieve accuracy and repeatability. A variety of weight placement options, such as Static, Dynamic, five ALU modes, ALU-S, hidden spoke

and match mounting optimization modes, provide the versatility for these balancers in a variety of applications on passenger cars, light trucks and commercial vehicles.



EEWB330B



EEWB331B



EEWB332B



EEWB334A

- Easy-to-use display panel includes individual keys for parameter input
- Static mode for single-plane narrow wheels
- Dynamic mode for dual-plane balancing
- SAPE arm accelerates set-up time without entering the wheel type
- Five ALU-S modes provide multiple combinations of hammer and adhesive weight placements
- ALU-S mode provides two-plane ALU weight placement

- Match mount-optimization feature determines proper phasing between the tire and wheel, and allows minimal weight usage
- Hidden weight mode for weight placement behind the spokes
- Multiple operator feature stores parameters for up to four individual operators
- Fine weight toggle allows the operator to choose between 0.25 oz Standard mode and 0.05 oz Fine mode
- Allows use of common adaptors and pin plates

Specifications	EEWB330B	EEWB331B	EEWB332B	EEWB334A
Type	Hand Spin	Motorized	Motorized	Motorized
Display Type	Digital	Integrated LED	Raised LED	Touchscreen
Data Entry Distance/Diameter	SAPE Arm	SAPE Arm	SAPE Arm	SAPE Arm
SAPE Entry Width	Manual	Manual	Sonar	Sonar
Weight Placement	SAPE	SAPE	Laser	Laser
Rim Width (Maximum), inches (mm)	20 (508)	20 (508)	20 (508)	20 (508)
Rim Diameter, inches (mm)	8-30 (203-762)	8-30 (203-762)	8-30 (203-762)	8-30 (203-762)
Max Wheel Weight, lb (kg)	120 (54)	120 (54)	154 (70)	154 (70)
Max Tire Diameter, inches (mm)	42 (1,067)	42 (1,067)	42 (1,067)	42 (1,067)
Max Wheel Width, inches (mm)	20 (508)	20 (508)	20 (508)	20 (508)
Cycle Time, seconds	15	11	4.5	4.5
Measuring Speed, RPM	100	100	200	200
Weight Placement Resolution	± 0.7°	± 0.7°	± 0.7°	± 0.7°
Weight Imbalance Resolution (roundoff mode), oz (g)	0.25 (7.1)	0.25 (7.1)	0.25 (7.1)	0.25 (7.1)
Weight Imbalance Resolution (non-roundoff mode), oz (g)	0.05 (1.42)	0.05 (1.42)	0.05 (1.42)	0.05 (1.42)
Electrical Requirements, V AC/ph/Hz/A	115/1/60/2	115/1/60/6	115/1/60/6	115/1/60/6
Required Work Area (W x D), inches (mm)	52 x 48 (1,321 x 1,219)	60 x 48 (1,524 x 1,219)	62 x 67 (1,575 x 1,702)	62 x 67 (1,575 x 1,702)
Machine Weight, lb (kg)	174 (79)	280 (127)	325 (147)	325 (147)

Technical Support: 800-225-5786

EEWB330B Hand Spin Wheel Balancer

- Small footprint hand spin wheel balancer with features seen on most high-end machines

EEWB331B Motorized Wheel Balancer

- Small footprint motorized wheel balancer with features of most high-end machines

EEWB332B Motorized Wheel Balancer with Raised Display

- Medium footprint motorized wheel balancer with a high-end feature set with faster throughput times
- Laser-guided weight placement on the inside of the wheel

EEWB334A Motorized Wheel Balancer with Touchscreen Video Display

- Motorized wheel balancer that features extremely fast data entry, low cycle times with an improved user interface making this a top choice for shops

Standard Accessories

Stock No.	Description
EAM0003J69A	3.4-5.4" Cone
EAM0005D25A	3.8-4.5" Cone
EAM0005D24A	2.8-3.9" Cone
EAM0005D23A	1.6-3.0" Cone
EAA0263G66A	40 mm Quick Nut

Technical Support: 800-225-5786

Stock No.	Description
EAC0058D08A	Pressure Disk
EAC0058D15A	Soft Protector Ring
EAM0021D90A	Standard 40 mm Stub Shaft
WWPR13A	Wheel Weight Pliers
EAA0247G21A	Rim Width Caliper
EAC0058D07A	Cup, Pressure

Technical Support: 800-225-5786



- Wear face shield and protective clothing while welding or cutting.
- Do not allow bystanders while welding or cutting.
- Follow all safety precautions for welding and cutting.
- Read and follow safety messages in instructions.
- Read Safety Precautions on pages W1-W4

WHEEL BALANCING ACCESSORIES



WWH13LG

WWH13SM



WWH36HD

WWPR13A

Wheel Balancing Accessories

WWH13LG[†] Wheel Weight Hammer (Blue-Point[®])

- Designed for use on steel and zinc clip-on wheel weights
- Soft hammer face to avoid scratches and dings
- Solid handle resists most shop chemicals and has a nonslip grip
- Replaceable cold-rolled steel hook assembly to ensure long service life
- Works best on domestic brands that use traditional dimension dismount holes

WWH13SM[†] Wheel Weight Hammer (Blue-Point[®])

- Designed for use on steel and zinc clip-on wheel weights
- Soft hammer face to avoid scratches and dings
- Solid handle resists most shop chemicals and has a nonslip grip
- Replaceable cold-rolled steel hook assembly to ensure long service life
- Specially designed small diameter dismounting hook is used on wheel weights with smaller dimension dismount holes

WWH36HD[†] Wheel Weight Hammer (Blue-Point[®])

- Heavy-duty wheel weight hammer for truck and high volume tire shops
- Heavy-duty Nuplaglas[®] handle is chemical-resistant and features non-slip cushioned grip
- 30 oz head weight for working on larger vehicles
- Soft, replaceable hammer face avoids scratches and dings to rim
- Removes perfect-style wheel weights without touching rim of vehicle
- Removes larger v-clips found on medium-duty truck rims

WWPR13A Wheel Weight Pliers

- Easily removes and replaces wheel weights, as well as cutting and crimping
- Made of heat-strengthened steel
- Comfortable vinyl handle grips and replaceable hard plastic hammer tip

WWPR13-3 Replacement Hammer Tip (For WWPR13A) (Blue-Point[®])

- For WWPR13A



EAA0260D80A

Wheel Balancing Accessories: Motorcycles

EAA0260D80A Optional Motorcycle Adaptor For Snap-on[®] Wheel Balancers

- Holds motorcycle wheel and tire assembly into position and eliminates wobble
- Comes complete with 14 mm shaft (210 mm long) plus spacers and cones
- Maximum wheel diameter of 27-1/2"
- Wheel width capacity is determined by measuring from the furthest edge of sidewall on the INSIDE of tire to the OUTSIDE of hub on opposite side of rim—dimension needs to be less than 210 mm (or 311 mm with optional 3/4" shaft)
- Kit also contains a SAPE arm extension
- Works with all Snap-on[®] wheel balancers

EAA0277D03A 10 mm Shaft Assembly

- 10 mm shaft assembly

EAA0277D05A Scooter Adaptor

- Scooter adaptor

EAA0277D07A Suzuki[®], Moto Guzzi[®] V11 14 mm Shaft Cone set

- Suzuki[®], Moto Guzzi[®] V11 14 mm shaft cone set

EAA0277D09A Honda[®]/Yamaha[®] Monolever Adaptor Flange

- Honda[®]/Yamaha[®] monolever adaptor flange

EAA0277D20A Ducati[®]/Triumph[®] Adaptor Set

- Ducati[®]/Triumph[®] adaptor set

EAA0277D22A Harley-Davidson[®] 3/4" Shaft Adaptor – 311.2 mm Long

- Harley-Davidson[®] 3/4" shaft adaptor
- 311.2 mm long

EAA0260D16A BMW[®] Adaptor for Monolever Wheels

- BMW[®] adaptor for monolever wheels

EAA0277D11A Aprilia[®] Monolever Adaptor Flange

- Aprilia[®] monolever adaptor flange



EAA0277D03A



EAA0277D05A



EAA0277D07A



EAA0277D22A

WHEEL BALANCING ACCESSORIES

UNDERCARR



EEWB3-1B



EEWB3-4A



EEWB3-5A



EAA0255J33A



EAK0309J61A

Balancer Pin Plate Kits

Stock No.	Description	EEWB3-1A
EEWB3-11B	Adaptor Plate #1	•
EEWB3-12B	Adaptor Plate #2	•
EEWB3-13B	Adaptor Plate #3	•
EEWB3-14B	Adaptor Plate #4	•
EEWB3-02B	Wide Taper Pin B	8X
EEWB3-03B	Round Pin C	6X
EEWB3-08	Small Taper Pin E	8X

EEWB3-1B Balancer Plate Pin Kit

- Pin plate kits are a system of plates and studs to center and load the wheel at the lug stud holes
- Used to properly mount wheels to the wheel balancer and is positioned outside of the wheel, in-between the quick nut and lug stud holes
- Mirrors mounting the wheel to the vehicle's hub and minimizes imbalance errors
- Applies even pressure to lug stud surfaces and locates the wheel on center of balancer shaft
- Avoids misalignment by improper and inconsistent mounting on the balancer
- Works on wheel balancers with a 40 mm shaft size
- Eliminates damage to plastic clad wheels

EAK0309J54A Balancer Flange Spacer

- Provides added clearance for larger cones and collets
- For use with the EEWB3-4A Collet Set

EEWB3-5A[‡] Balancer Flange Spacer

- Provides added clearance for larger cones and collets
- Use with EEWB3-4A collet set and optional EEWB3-51 No. 10 Collet
- Pins accurately locate spacer on Snap-on[®] wheel balancer flanges
- Can also be used to offset wheel flange mounting on high positive offset rims

8100068 2 pc Truck Step Cone Kit

- Low taper angle for hub centric wheels
- Used for 4.25–6.85" hub pilot hole sizes
- Works on wheel balancers with a 40 mm shaft size
- Spacer allows for additional clearance

EAK0221J00A Medium-Duty Truck Cone Kit (28.5 mm Shaft)

- For pilot hole center range of 6-1/4–7-1/4"
- Only fits wheel balancers with a 28.5 mm shaft

Stock No.	Description	EEWB3-4A (qty)
EEWB3-42A	Collet 48.3–61.0 mm	1
EEWB3-43A	Collet 55.9–68.6 mm	1
EEWB3-44A	Collet 63.5–76.2 mm	1
EEWB3-45A	Collet 71.1–83.8 mm	1
EEWB3-46A	Collet 78.7–91.4 mm	1
EEWB3-47A	Collet 86.4–99.1 mm	1
EEWB3-48A	Collet 94.0–106.7 mm	1
EEWB3-49A	Collet 101.6–114.3 mm	1
EEWB3-50A	Collet 109.2–121.9 mm	1
EEWB3-51 [‡]	Collet #10 120.5–126.0 mm	—

EEWB3-4A 9 pc Collet Set

- Precision-machined and sized collets fit into the rear pilot hole on plastic-clad wheels to avoid damage
- Collets are shallow in length—to not interfere with plastic clad wheels
- Recommended to be used in conjunction with a pin plate on the wheel's outer side
- Larger collets require the use of the EEWB3-5A Balancer Flange Spacer
- Works on wheel balancers with a 40 mm shaft size
- Includes (9) collets: #1 collet 48.3–61.0 mm, #2 collet 55.9–68.6 mm, #3 collet 63.5–76.2 mm, #4 collet 71.1–83.8 mm, #5 collet 78.7–91.4 mm, #6 collet 86.4–99.1 mm, #7 collet 94.0–106.7 mm, #8 collet 101.6–114.3 mm, #9 collet 109.2–121.9 mm, EEWB3-51 Collet No. 10 120.0–126.5 mm

EEWB3-51[‡] Collet #10 120.5–126.0 mm

- Collet for pilot hole centers ranging from 120.5–126.0 mm

EAA0255J33A 40 mm Shaft Upgrade Kit

- Converts older Snap-on[®] balancers with a 28.5 mm shaft to 40 mm (EEWB304A and B, EEWB305A and B)

EAK0309J61A Storage Stand

- Storage stand for EEWB3-1B and EEWB3-4A



8100068



EAK0309J54A



• Read and follow safety messages in instructions.

• Do not mismatch tires and rims.

• Do not overinflate tires.

‡These products can expose you to chemicals which are known to the state of California to cause cancer and reproductive harm. See pages P1–P2 for details.

• Read Safety Precautions on pages W1–W4

TIRE CHANGERS



EEWH312A



EEWH329A



EEWH311C



EEWH331A



EEWH337A

Tire Changers

Tire Changers come in a variety of models to fit each individual shop's needs. The Tilt-Back Tire Changers handle a variety of tire sizes and configurations, with a tower that tilts back to allow for wider tire and wheel assemblies, and feature a Pneumatic Bead Assist arm to assist the operator when mounting low-profile tires. The Swing Arm Tire Changers have basic features for a shop that is new in the tire business or as an additional unit in a high-volume shop.

Common Features for all Snap-on® Tire Changers

- Mount/dismount head is designed to avoid direct contact with the rim
- Six-point contact rim clamping jaws provide additional slip resistance
- Plastic protection on the mount/dismount head and clamping jaws prevents accidental rim damage
- Bead seating jets are integrated into the clamping jaws and force additional air into the tire during inflation
- Twin cylinder clamping offers more force and provides a uniform clamping pressure on the rim
- Multi-position bead breaker covers multiple applications such as SUVs and light trucks with tall sidewalls
- High-torque 1HP turntable motor minimizes stalling
- Covered by a two-year on-site parts and labor warranty
- Optional accessories are available for a variety of specialty applications

Common to EEWH329A, EEWH311C, EEWH331A and EEWH337A:

- Pneumatic Bead Assist provides user with additional capability when servicing low-profile tires with stiff sidewalls
- Pneumatic cylinder raises and lowers each of the specialized tools into place
- Bead Depressor pushes the tire sidewall into the drop center and follows the tire as the turntable rotates for easier mounting
- Top Roller also helps keep the bead in drop center
- Top Roller allows the user to lubricate the top bead prior to dismounting the tire
- Wheel Depressor applies downward pressure during initial clamping
- Power Lifting Disc lifts the tire off the lower bead of the rim to aid user during the dismount process

Specifications	EEWH312A	EEWH329A	EEWH311C	EEWH331A	EEWH337A
Type	Swing Arm	Swing Arm	Tilt Back	Tilt Back	Tilt Back
Pneumatic Bead Assist	Optional	Standard	Standard	Standard	Standard
Turntable Speed, RPM, CW/CCW	7/7	7/7	7/7	7/7	7/14
Outside Clamping Range, inches (mm)	10-20 (254-508)	10-24 (254-610)	10-24 (254-610)	12-26 (305-660)	12-26 (305-660)
Inside Clamping Range, inches (mm)	12-22 (305-559)	12-24 (305-610)	12-24 (305-610)	14-26 (355-660)	14-26 (355-660)
Maximum Rim Width, inches (mm)	11 (279)	14 (356)	14 (356)	16 (406)	16 (406)
Maximum Tire Diameter, inches (mm)	40 (1,016)	40 (1,016)	40 (1,016)	47 (1,200)	47 (1,200)
Maximum Tire Width, inches (mm)	12 (305)	14 (356)	15 (381)	16 (406)	16 (406)
Bead Breaking Force (lb @ 150 PSI)	3,300	3,300	3,300	3,300	3,300
Air Supply Required	140-170 PSI @ 8.5 CFM	140-170 PSI @ 8.5 CFM	140-170 PSI @ 8.5 CFM	140-170 PSI @ 8.5 CFM	140-170 PSI @ 8.5 CFM
Voltage Requirements	115 V 60 Hz, 1 ph 20 A	115 V 60 Hz, 1 ph 20 A	115 V 60 Hz, 1 ph 20 A	115 V 60 Hz, 1 ph 20 A	220 V 50/60 Hz, 1 ph 15 A
Net Weight, lb (kg)	442 (200)	717 (325)	750 (340)	887 (402)	892 (405)
Overall Width x Depth, inches (mm)	31 x 35 (787 x 889)	48 x 67 (1,219 x 1,702)	53 x 53 (1,346 x 1,346)	69 x 77 (1,753 x 1,956)	75.6 x 67.7 x 89.0 (1,920 x 1,720 x 2,261)

Technical Support: 800-225-5786

Tire reference dimensions based on OEM specified tires

EEWH312A Swing Arm Tire Changer

- Services OE wheel/tire assemblies on cars and light trucks

EEWH329A Swing Arm Tire Changer

- Swing arm design for fast set-up time and additional clearance for taller profile tires
- Mount-dismount head at the 3 o'clock position for easier access and locks in place away from the rim edge

EEWH331A Heavy-Duty Tilt-Back Tire Changer

- Tilt-back design speeds set up and allows for a 16" rim clearance
- Capable of clamping 26" dia. wheels on the inside and outside of the rim

EEWH337A Heavy-Duty Two Speed Tilt-Back Tire Changer

- Two speed turntable offers a maximum speed of 14 RPM to along with 7 RPM standard speed

EEWH311C Tilt-Back Tire Changer

- Tilt-back design speeds set up and allows for a 15" rim width
- Capable of clamping 24" dia. wheels on the inside and outside of the rim

TIRE CHANGERS



EAK0329G86A

EAC0115G06A

EAA0247G02A

EAA0329G33B

EAC0097G47A

EAA0304G52A

EAA0377G23A

EAK0330G55A

5-14126A

8-03229A

Tire Changer Accessories

Class	Stock No.	Description	EEWH312A	EEWH329A	EEWH311C	EEWH331A	EEWH337A
Jaw	EAA0351G90A	Clamping Jaw Protectors (Set of 4)	Opt	N/A	N/A	N/A	N/A
Jaw	EAC0087G48A	Protective Jaw Insert (1 each)	N/A	Std	N/A	N/A	N/A
Jaw	EAK0329G86A	Jaw Protector (4 each)	N/A	N/A	Std	Std	Std
Jaw	EAK0237J19A	Jaw Protector (4 each)	N/A	Std	N/A	N/A	N/A
Jaw	EAA0304G32A	Light Truck Clamping Jaws	N/A	Opt	Opt	Opt	Opt
Jaw	EAA0351G92A	Motorcycle Adaptors (4 each)	Opt	N/A	N/A	N/A	N/A
Jaw	EAA0332G84A	ATV Clamping Adaptor	Opt	N/A	N/A	N/A	N/A
Jaw	EAA0329G53A	-2" Motorcycle/ATV Adaptors (4 each)	N/A	Opt	Opt	Opt	Opt
Jaw	EAA0351G93A	+6" Clamping Adaptors (4 each)	Opt	N/A	N/A	N/A	N/A
Jaw	EAK0330G55A	Motorcycle Clamping Jaws (+2")	N/A	Opt	Opt	Opt	Opt
Jaw	EAA0331G91A	+4" Adaptors (4 each)	N/A	Opt	Opt	Opt	Opt
Mount/Dismt Head	EAA0304G80A	4" Offset Mount/Dismount Head	N/A	Opt	Opt	Std	Std
Mount/Dismt Head	EAA0329G27A	Quick-Change Mounting Adaptor	Opt	Opt	Opt	Std	Std
Mount/Dismt Head	EAA0329G95A	Mount/Dismount Head	Opt	Std	Std	Std	Std
Mount/Dismt Head	EAA0247G20A	Plastic Mount/Dismount Head	Opt	Std	Opt	Std	Std
Mount/Dismt Head	EAA0304G37A	Protruding Spoke Mount/Dismount Head	N/A	Opt	Opt	Std	Std
Mount/Dismt Head	EAC0078G13A	Push-In-Style Mount/Dismount Protector (1 each)	Std	Std	Std	Std	Std
Mount/Dismt Head	EAK0315G48A	Mount/De-Mount Protective Inserts	Std	Std	Std	Std	Std
Bead Breaker	EAA0247G14A	Motorcycle Bead Breaker Extension	Opt	Opt	Opt	Opt	Opt
Lever	EAA0247G02A	Tire Mounting Bar	Std	Std	Opt	Opt	Opt
Lever	EAA0247G04A	Protective Sleeve for EAA0247G02A	Opt	Opt	Opt	Opt	Opt
Lever	EAC0097G47A	Wave Tire Tool	Opt	Opt	Std	Std	Std
Lever	EAC0115G06A	Protective Sleeve for EAC0097G47A	Opt	Opt	Opt	Std	Std
Lever	EAA0470G38A	Special Truck Tire Lever	Opt	Opt	Opt	Std	Std
Ext. Accessory	EAA0332G30A	Bead Roller	N/A	N/A	Std	Std	Std
Ext. Accessory	EAA0304G97A	Bead Roller Lock Pin	N/A	N/A	Std	Std	Std
Ext. Accessory	EAA0332G32A	Rod with Tapered Roller	Opt	Opt	Opt	Std	Std
Ext. Accessory	EAA0350G39A	Bead Breaker Tool	N/A	N/A	Opt	Std	Std
Ext. Accessory	EAA0377G23A	Magic Bead Pusher	Opt	Opt	Opt	Std	Std
Ext. Accessory	EAA0358G85A	Bead Holding Clamp	Opt	Opt	Opt	Opt	Opt
Ext. Accessory	EAA0408G33A	Plastic Rim Protector	Opt	Opt	Opt	Opt	Opt
Ext. Accessory	EAA0304G52A	3 pc Plastic Rim Protector	Opt	Opt	Opt	Opt	Opt
Ext. Accessory	EAA0329G33B	Pneumatic Bead Assist	Opt	N/A	N/A	N/A	N/A
Ext. Accessory	EAA0304G51A	Roller Board	Opt	Opt	Opt	Opt	Opt
Part/Consumable	5-14126A	Paste Brush	Std	Std	Std	Std	Std
Part/Consumable	8-03229A	Paste Bucket	Std	Std	Std	Std	Std



- Read and follow safety messages in instructions
- Do not mismatch tires and rims.
- Do not overinflate tires.
- Read Safety Precautions on pages W1-W4

TIRE AND WHEEL: TIRE PRESSURE MONITORING SYSTEM

TPMS Testers

- Test TPM Sensors to determine if a replacement is needed
- Captures sensor data and displays PSI, ID, temperature and battery status
- Tests key fobs for proper signal strength and battery condition
- Includes software to program aftermarket TPM sensors
- Provides quick registration of new sensor locations after a tire rotation
- Registration of tool provides 12 months of access to new software updates as they become available
- Technical Support US and Canada (English): 844-349-8767; Canada (French): 855-455-8767



TPMS5

TPMS5 Tire Pressure Sensor System Tool Kit

- Automatically compares sensor ID to ECU stored values
- Features vehicle-specific TPMS system relearns and resets
- Enhanced OBD-II vehicle connectivity to write sensor IDs and relearn TPM systems
- TPMS tips and repair guidance along with tool demonstration video
- Capable of storing and sharing TPMS system report and multiple customer vehicle records
- Read and clear TPMS Diagnostic Trouble Codes
- Toyota® ECU automatic unlock functionality with DLC location assistance
- Tire pressure threshold adjustment GM®, Ford®, RAM®, Jeep® and others
- Includes replacement TPM sensor part number and image lookup for OEM and aftermarket sensors
- Features a full color 5.0" daylight readable LCD 1,280 x 720 pixel touch panel
- Software updates accessed through Wi-Fi® interface
- Includes tool, OBD cable, AC/DC power adaptor, USB cable, jump drive with owner's manual, soft-sided carry case and quick start guide
- Choose between manual or OBD-II vehicle relearn processes
- Capable of writing sensor values to ECU automatically via OBD-II connector
- Also features step-by-step manual relearn process



TPMS4



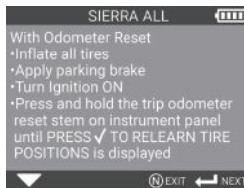
TPMS4U

TPMS4 Tire Pressure Sensor Monitoring System (TPMS) Tool Kit

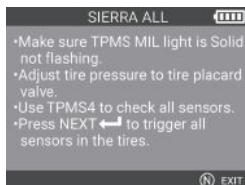
- Relearns vehicle TPM systems by providing vehicle-specific reset procedures when a vehicle's tires have been rotated
- Features vehicle-specific prompts that guide the TPM system relearns following a sensor replacement
- Works in conjunction with Snap-on® diagnostic platforms to relearn sensor IDs on Asian vehicles
- Aftermarket programming software to easily replace TPM sensors with low battery life, one that is non-functioning or to install duplicates in summer/winter tires
- Prints sensor information using TPMSconnect software (included) on a desktop or laptop computer
- Includes replacement TPM sensor part number lookup for OEM and aftermarket sensors
- Daylight-readable 2.8" high-resolution VGA display
- Built-in lithium-ion rechargeable battery and charger included
- Includes a TPMSconnect portal that installs on a PC or laptop, and administers software updates
- After the first 12 months purchased, the TPMS4U update will allow software updates for a 12-month time period
- Capable of programming aftermarket sensors



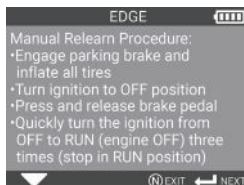
Checks TPMS Sensors
Checks sensors and determines if replacement is needed. Captures sensor data including PSI, ID, temperature and battery status.



Relearn TPM Vehicle Systems
Provides vehicle-specific reset procedures when tires have been changed or rotated.



Tire Rotations
Quickly registers new sensor locations after tire rotation.



Sensor Replacement
Guides TPM system relearns following sensor replacement.

TPMS4U TPMS4 Software License

- Includes up to the current model year OE vehicle coverage, with the addition of new vehicle protocols, increased sensor testing coverage and new relearn procedures
- Added current model year new vehicle platform coverage, such as Chrysler® 300, BMW®, Honda®, Lincoln®, Lexus®, Mazda®, Mercedes-Benz®, Sprinter®, Mitsubishi®, Subaru® and Toyota®
- New aftermarket sensor addition the MAX T.O.T.A.L. Gen 2 Sensor

Tire Pressure Monitoring System (TPMS) Tool Kit

- High-quality, reliable and accurate torque wrench and torque driver are included
- Complete set; all tools and accessories to work on most vehicle makes/models
- Includes a storage tray for tools and torque products

TPMS500 16 pc (TPMS) (in-lb)

- Torque driver is dedicated for most the popular torque settings: 4, 12 and 35 in-lb
- Torque wrench covers 40–200 in-lb
- QD1R200 also includes a plastic storage case

TPMSN500 16 pc (TPMS) (Nm/Ncm)

- Torque driver is dedicated for the most popular torque settings: 4 in-lb (45 Ncm), 12 in-lb (135 Ncm) and 35 in-lb (395 Ncm)
- Torque wrench covers 5–25 Nm
- QD1RN25A also includes a plastic storage case

TPMS300 15 pc (TPMS) (in-lb/Ncm)

- Torque driver is dedicated for the most popular torque settings: 4 in-lb (45 Ncm), 12 in-lb (135 Ncm) and 35 in-lb (395 Ncm)
- This set is intended for users that already own a 1/4" drive torque wrench



TPMS500

Valve and Stem Tools

- Durable alloy steel for long life
- Specialized heat treatment for consistent quality
- Precision-milled tip geometry for optimal fastener engagement

QDTPMS Valve Core Torque Tool

- Specifically designed to be used as a core remover and precise installer for TPMS tire valves to eliminate risk of damaging expensive TPMS sensors
- Preset to 4 in-lb to prevent over- or under-torquing
- Preset torque setting also helps prevent valve core leaks that lead to low tire pressure and TPMS alerts

S61112 1/4" Drive 6-Point Metric 11 and 12 mm TPMS Flip Socket

- Used to remove and install clamp-in-style TPMS sensors—combined with a torque wrench, this socket allows the technician to precisely install clamp-in-style TPMS sensors
- Requires a 1/4" drive extension

QDTPMS35 TPMS Adjustable Torque Screwdriver

- Highly accurate torque tool intended for maintaining or installing popular styles of tire pressure monitoring sensors
- Manufactured from aircraft-grade aluminum
- Dedicated torque measurements for popular TPMS ratings (4, 12, 35 in-lb)



QDTPMS



S61112



QDTPMS35



- Do not exceed rated torque.
- Do not use to break fasteners loose.
- Periodic recalibration is needed to maintain accuracy.
- Read Safety Precautions on pages W1–W4

TIRE AND WHEEL: TIRE PRESSURE MONITORING SYSTEM



VSC4KT



VSC4KT-1

TPMS Tools

VSC4KT 4 pc TPMS Valve Stem Cap Set (Blue-Point®)

- Quickly evacuates air without removing valve cores
- Used for replacing a standard-sized valve cap, will depress the valve stem for rapid deflation
- Return the wheels to the original position without resetting the TPMS
- Caps are clearly marked for easy identification for the reinstall
- Blue anodizing makes the caps easily visible on most rims or tires
- Knurling provides a sure grip even in greasy situations
- Back side of the tool allows for valve cap storage while the tools are in use
- Vinyl holder is included to keep valve stem caps together when not in use
- Includes (4) valve stem caps

VSC4KT-1 TPMS Valve Stem Cap (Blue-Point®)

VSC4KT-2 TPMS Valve Stem Cap (Blue-Point®)

VSC4KT-3 TPMS Valve Stem Cap (Blue-Point®)

VSC4KT-4 TPMS Valve Stem Cap (Blue-Point®)

TIRE AND WHEEL: TIRE PRESSURE GAUGES



TPRG60



TPG15



PG160



PG60

Dial Type Pressure Gauges

TPRG60[±] TPMS/Racing Tire Gauge (Blue-Point®)

- Ideal for applications requiring precise readings, such as TPMS gauge testing and performance driving
- PowerFlex® movement is both durable and accurate
- ±1% accuracy

TPG15[±] Low-Pressure Tire Gauge (Blue-Point®)

- Low-pressure gauge for ATVs, lawnmowers, motorcycle fork tubes and more
- Unique design offers superior shock resistance: movement from socket is isolated, reducing effects of shock
- Silicone-dampened gears and enhanced vibration-dampening design cushion movement for extended gauge service
- Clear, concise, easy-to-read 1–15 PSI gauge displays in 1/4 PSI increments
- ±1% accuracy

PG160[±] Dial Type Pressure Gauge (Blue-Point®)

- Calibrated in 2 PSI increments from 10–160 PSI
- 2-1/2" dia. dial gauge with shock-resistant gauge movement
- 12" flex for hard-to-reach valves (16" with chuck)
- Bleeder valve relieves excess pressure to achieve proper inflation
- Dual foot chuck; 1% accuracy

PG60[±] Dial Type Pressure Gauge (Blue-Point®)

- 12" flex hose and bleeder valve
- 1% accuracy
- Swivel angle chuck
- Dual scale pressure range 60 PSI (410 kPa)
- Ideal for automobile and light truck service



Inflators

TIF160[‡] Tire Pressure Gauge/Inflator (Blue-Point[®])

- 1% accuracy allows for use on vehicles equipped with TPMS sensors
- Shorter hose and body length make this gauge ideal for use on cars and light trucks
- Rugged dial and plunger-style mechanism preserve gauge accuracy when dropped
- Stainless steel braided hose
- 6–160 PSI (60–1,100 kPa) range
- Lifetime warranty

TPGIF1600A[‡] Tire Gauge and Inflator (Blue-Point[®])

- In 2 lb increments from 10–120 PSI
- 1/4" FNPT air inlet fitting
- Swiveling hose for easy gauge positioning
- Zinc body with heavy-duty brass valves
- Easy-to-read sight glass featuring PSI and kPa readings
- ±1% accuracy

TIFHD160[‡] Truck Tire Inflator (Blue-Point[®])

- Inflates heavy-duty truck tires quickly and safely
- 6–160 PSI (40–1100 kPa) range
- Includes a 14" dual foot budd chuck with locking threads
- High-quality 48" extended rubber hose (tested to 300 PSI)
- 1/4" NPT brass fitting for inlet air connection
- 360° swiveling gauge for easy reading
- Rubber gauge guard for added shock resistance
- Rugged geared gauge construction for added durability (not bourdon tube like most dial gauges)
- 48" hose and chuck allow a tire technician to stand outside of the trajectory zone as noted in OSHA1910.177 standards, servicing multi-piece and single piece rim wheels (sufficient length of hose is required between the chuck and valve)

TPGDL1000C[‡] Digital Inflator with Coated Hose (Blue-Point[®])

- In 0.1 PSI increments from 5–150 PSI
- Vinyl-coated, braided stainless steel hose for increased strength, flexibility and protection from scratching
- Backlit display, with PSI, kPa, bar and kg/m²
- Includes dual-foot and clip-on chucks
- 1/4" NPT hose ends for easy use with any open chuck
- Three-position trigger allows the user to quickly read, inflate and bleed off tire pressure with one hand
- Rubber body prevents damage when dropped



Digital Tire Pressure Gauges

TPGD150[‡] Digital Tire Pressure Gauge (Blue-Point[®])

- In 0.5 PSI increments from 5–150 PSI
- Flexible 11" braided hose with dual foot chuck helps access hard-to-reach tire valves
- Black ribbed gauge guard provides a sure gripping surface and helps protect the gauge if dropped
- Auto shut-off extends the battery life
- 1% accuracy

TPGDL150[‡] Digital Tire Pressure Gauge (Blue-Point[®])

- Backlit for easier measurement reading
- Auto shut-off extends the battery life
- 5–150 PSI reading
- Shockproof rubber guard to prevent damage when dropped
- Molded finger grips for added comfort
- Heavy die-cast faceplate
- Includes a steel belt clip and batteries
- ±1% accuracy

TPGDL2000[‡] Digital Tire Inflator

- Reads tire pressure from 0–200 PSI in 0.1 PSI increments
- +/- 1% full-scale accuracy for precision inflation
- Backlit display, with PSI, kPa, bar and kg/m² scales
- Auto-off feature turns the gauge off after 90 seconds to conserve battery life
- Vinyl-coated, braided stainless steel hose for increased strength, flexibility and protection from scratching
- 1/4" NPT hose ends for easy use with any open chuck
- Three-position trigger allows the user to quickly read, inflate and bleed off tire pressure with one hand
- Rubber boot prevents damage when dropped
- Includes dual-foot and clip-on chucks
- Includes two AAA batteries and certificate of calibration
- Field repairable



• Do not overinflate tires.

‡These products can expose you to chemicals which are known to the state of California to cause cancer and reproductive harm. See pages P1–P2 for details.

• Read Safety Precautions on pages W1–W4

TIRE AND WHEEL: TIRE PRESSURE GAUGES



Pencil Tire Pressure Gauges

PGP20[‡] Pencil Tire Pressure Gauge (Blue-Point[®])

- 20 PSI pencil gauge for low-pressure applications
- 0.5 PSI accuracy for the full range of scale
- Laser-engraved barrel
- Full metal body construction
- Pocket clip holds the gauge securely in a pocket
- Ideal for ATVs and riding mowers

PGPS50GB[‡] Master's Choice Pencil Tire Pressure Gauge in Solid Maple Box

- Durable brass construction promotes longevity and resists corrosion
- ±1% accuracy exceeds ANSI[®] standards and allows for use on vehicles with TPMS sensors
- Dual scale measures from 5–50 PSI and from 34.4–344.7 kPa
- Solid-maple box protects and showcases this high-quality gauge

PGPS50[‡] Master's Choice Pencil Tire Pressure Gauge

- Tire pressure gauge only
- ±1% accuracy exceeds ANSI[®] standards and allows for use on vehicles with TPMS sensors
- Dual scale measures from 5–50 PSI and from 34.4–344.7 kPa

PGPS50-BOX[‡] Master's Choice Box (Solid Maple)

- Wooden box only

PGP120[‡] Pressure Gauge (Blue-Point[®])

- Calibrated in 2 PSI increments from 10–120 and in 10 kPa increments from 100–800
- Chrome body
- 1% gauge accuracy
- 5-3/4" long

PGP45LQ[‡] Air Liquid Pressure Gauge (Blue-Point[®])

- Calibrated in 1 PSI increments from 5–45 PSI
- Can be used on any standard or liquid solution-filled tires
- Spring retracts into the gauge, causing a pump action to expel tire liquid
- Chrome body
- 1% gauge accuracy
- 5-15/16" long

PGP50[‡] Pencil Tire Pressure Gauge (Blue-Point[®])

- Calibrated in 1 PSI increments from 5–50 PSI and 5 kPa increments from 50–350 kPa
- Chrome body
- 1% gauge accuracy
- 5-3/4" long

PGPL150[‡] Pencil Tire Pressure Gauge (Blue-Point[®])

- Calibrated in 2 PSI increments from 10–150 PSI
- Straight dual-foot for Budd-style truck tires
- 30° angle reverse foot assists in hard-to-reach areas
- Includes a hanging clip
- Chrome body
- 1% gauge accuracy
- 12" long

PGP150LB[‡] Large Bore Tire Pressure Gauge (Blue-Point[®])

- Gauge has a working range of 10–150 PSI (80–1,020 kPa)
- Full Scale accuracy within 1%
- Durable chrome-plated brass construction
- Calibrated in 2 PSI increments
- 7-1/2" long

TIRE AND WHEEL: AIR CHUCKS



Open Air Chucks

FOR USE ON INFLATORS ONLY. DO NOT USE ON AIR LINES.

GAOC356[‡] Dual-Foot Air Chuck (Blue-Point[®])

- 1/4"-18 female NPT with 5/8" hex nut
- Straight foot works well on Budd-style wheel rims
- 30° angle reverse foot is helpful in limited-access situations
- 6-1/2" long

GAOC460[‡] Dual-Foot Air Chuck (Blue-Point[®])

- 1/4"-18 female NPT
- 6-1/8" long

TPDFOC14[‡] Long-Reach Dual-Foot Air Chuck (Blue-Point[®])

- 14" long-reach dual chuck
- Straight-on chuck with 30° reverse chuck
- All metal components
- Works well for reaching dual-wheel truck tires
- Compatible with Snap-on[®] and Blue-Point[®] inflators

TPLOC2[‡] Heavy-Duty Air Chuck (Blue-Point[®])

- 1/4 NPT open-style air chuck
- Heavy-duty coupling-style teeth for a secure lock on all tire valves
- Full-metal one-piece construction for added durability
- Secure connection to all standard sized Schrader valves found on cars, trucks, motorcycles, RVs, and light-duty tractors
- For use on tire inflators



GA356B



GA460B



GA296B



GA358B



GA359B



YA173B



TPDF14A



TPLBC



TPLBLC



TPCLRA

Closed Air Chucks

FOR USE WITH AIR LINES ONLY. DO NOT USE ON INFLATORS.

GA356B[‡] Dual-Foot Air Chuck (Blue-Point[®])

- 1/4"-18 female NPT with 5/8" hex nut
- Straight foot works well on Budd-style wheel rims
- 30° angle reverse foot is helpful in limited-access situations
- 6-1/2" long

GA460B[‡] Dual-Foot Air Chuck (Blue-Point[®])

- 1/4"-18 female NPT
- 6-1/8" long
- Maximum rating is 150 PSI
- For use with air lines only, do not use on inflators

GA296B[‡] Angled Air Chuck (Blue-Point[®])

- 1/4"-18 female NPT
- Rubber gasket is included
- Maximum rating is 150 PSI
- For use with air lines only, do not use on inflators

GA358B[‡] Instinct[®] Handle Air Chuck

- Features a comfortable Instinct[®] screwdriver-style handle
- Thread size of 1/4" NPT
- 7" overall length
- Maximum rating is 150 PSI
- For use with air lines only—do not use on inflators

GA359B[‡] Instinct[®] Handle Air Chuck Dual Foot

- Features a comfortable Instinct[®] soft-grip screwdriver handle
- Dual-foot chuck easily accesses hard-to-reach inner tandem wheels
- 30° reverse angle chuck can be used on outside tires
- Thread size of 1/4" MNPT
- 12" overall length

YA173B[‡] Clip-On-Style Angled Air Chuck (Blue-Point[®])

- 1/4"-18 female NPT
- Spring-loaded, trigger-operated valve stem clip
- Maximum operating pressure is 200 PSI
- For use with air lines only—do not use on inflators

TPDF14A[‡] Long-Reach Dual-Foot Air Chuck (Blue-Point[®])

- 14" long-reach dual chuck
- Straight-on chuck with 30° reverse chuck
- All-metal components
- Works well for reaching dual-wheel truck tires
- Compatible with Snap-on[®] and Blue-Point[®] inflators

TPLBC[‡] Large-Bore Tire Chuck

- Heavy-duty air chuck for large-bore tires
- Closed chuck for use on live air lines
- 175 PSI maximum working pressure
- Durable brass body with a plated finish
- 1/4" FNPT

TPLBLC[‡] Clip-On-Style Large Bore Tire Chuck

- Heavy-duty lock-on air chuck for large bore tires
- Closed chuck for use on live air lines
- Locking collar for a secure valve stem connection
- 175 PSI maximum working pressure
- Durable brass body with a plated finish
- 1/4" FNPT

TPCLRA[‡] Right Angle Air Chuck

- Low-profile right-angle design easily accesses hard-to-reach valve stems
- Ideal for motorcycles and ATV tires
- Closed chuck for use on live air lines
- 175 PSI maximum working pressure
- Durable brass body with a plated finish
- 1/4" FNPT

TREAD DEPTH TOOLS

Tread Depth Gauges

TDG1[‡] Tread Depth Gauge (Blue-Point[®])

- Sliding gauge is colored coded, making it easy to identify when it is time for a new tire
- Measures to a depth of 1" in 1/32" increments
- Plastic body with an aluminum probe and sliding gauge
- Includes pocket clip

TDG2[‡] Dial-Type Tread Depth Gauge

- Oversized dial allows for much easier reading than stick-type tread depth gauges
- Geared interior movement for increased ruggedness
- Reads in 1/32" increments and has a color-coded dial design



TDG1



TDG2



- Do not overinflate tires.
- Read and follow safety messages in instructions.
- Do not mismatch tires and rims.

[‡]These products can expose you to chemicals which are known to the state of California to cause cancer and reproductive harm. See pages P1-P2 for details.

- Read Safety Precautions on pages W1-W4

VALVE CORE TOOLS



Valve and Stem Tools

- Durable alloy steel for long life
- Specialized heat treatment for consistent quality
- Precision-milled tip geometry for optimal fastener engagement

TR107A[†] Tire Valve Tool

- Designed to install and remove standard tire valve cores
- Larger screwdriver-style handle
- Comfortable, durable acetate handle
- 6-1/4" long

TR108 Tire Valve Core Tool

- Designed to install and remove standard tire valve cores
- Larger screwdriver-style handle
- Comfortable, durable acetate handle
- 4-3/4" long

TR109 Valve Core Tool

- Used to remove or replace valve cores on A/C systems (large bore)
- 6-3/4" long

TR1170 Valve Core Remover/Installer Tool

- Designed to install and remove standard tire valve cores
- 6-1/4" long

VT14 Universal Valve Core Tool (Blue-Point[®])

- Double-ended bit removes and installs large and small valve cores
- Double-ended wrench in the tool body reverses to fit both large and small valve cores
- Cup end removes valve caps

GA143C Valve Core and Stem Tool (Blue-Point[®])

- Four-function tool inserts and removes cores, taps inner stem threads and chases outer threads
- 1-7/8 x 13/16"

VT1B[‡] Valve Stem Puller

- Vinyl spacer protects rims
- Simplifies inserting any tubeless tire valve
- Swivel head screws onto the cap thread of the tire valve
- Handle is used as a lever to pull the tire valve into the rim hole

QDTPMS Valve Core Torque Tool

- Specifically designed to be used as a core remover and precise installer for TPMS tire valves to eliminate risk of damaging expensive TPMS sensors
- Preset to 4 in-lb to prevent over- or under-torquing
- Preset torque setting also helps prevent valve core leaks that lead to low tire pressure and TPMS alerts

SDMV208 Tire Valve Bit

- Designed for use with all Snap-on[®] ratcheting screwdrivers
- Similar to what is covered by the TR107A, TR108, TR1170 screwdrivers
- 1/4" Hex insert bit, 1" length

SGD107BR^{**} Instinct[®] Handle Tire Valve Tool (Red)

- Designed to install and remove standard tire valve cores
- Instinct[®] handle provides maximum turning power and greater comfort
- 5-7/8" overall length
- Made in USA

VTW1 Tire Valve Stem Wrench


- Provides a solution for tightening the inner valve stem without having to unbolt and remove wheels from many medium and heavy duty Class 7 and 8 trucks and trailers
- Saves up to an hour by eliminating the need to remove the wheels
- Extremely useful for fleet technicians and large truck yards
- Heat-treated forged alloy steel for strength and durability

Colors Available



* Black R O G
 ** — R O G
 ADD SUFFIX TO STOCK NUMBER FOR SPECIAL COLORS.

TIRE AND WHEEL: WHEEL TORQUE TOOLS



305TSKTA

Torque Extensions

- Help eliminate over-torqued lug nuts, broken or damaged studs and distortion of rotors, drums and wheels
- Color-coded low friction sleeve for quick reference
- Cold-formed special-alloy steel for greater accuracy and strength
- 1/2" male and female square drive for use with the appropriate impact socket
- Female square drive is designed for improved retention on impact wrenches
- Male square drive has a friction ring for secure socket retention

Set Contains:

Stock No.	Square Drive, inches	Torque Limit, ft-lb	
TSKT65A	1/2	65	•
TSKT80A	1/2	80	•
TSKT100A	1/2	100	•
TSKT120A	1/2	120	•
TSKT140A	1/2	140	•

Set includes storage case

Tire Deflators

- No need to remove valve core
- Laser marked LR
- No need to relearn TPMS sensors
- After refilling, tool can be clipped on, maintaining tire position

Set Contains:
VSCS104R



VSCS104R

Stock No.	Description	
VSCSLB‡	Clip-on Large Bore Tire Deflator	
VSCSLF‡	Front Left Clip-on Tire Deflator	•
VSCSLR‡	Rear Left Clip-on Tire Deflator	•
VSCSRF‡	Front Right Clip-on Tire Deflator	•
VSCSRR‡	Right Rear Clip-on Tire Deflator	•

TIRE AND WHEEL: LUG/RETAINING NUT SOCKETS

Lug Nut Sockets

LSR1500 Standard/Twist Wheel Flip Socket Set (Blue-Point®)

- Includes (6) sockets for use on the most popular lug nut sizes: 3/4, 13/16, and 7/8", and 17, 19, and 21 mm
- 6-point Flank Drive® wrenching system at one end and a six-fluted twist socket for removal of damaged wheel lugs at the other end
- Socket flips when encountering a damaged head
- Knurling identifies the twist socket end
- Sockets and 3-1/2" extension are all 1/2" drive for use with hand drivers or impact wrenches
- Black oxide finish
- Includes a storage case



LSR1500

LSR2000 3 pc 1/2" Square Drive Thin Wall Wheel Flip Socket Set (Blue-Point®)

- Covers the four most popular lug nut sizes: 3/4 and 13/16", 19 and 21 mm
- Flank Drive® wrenching configuration
- 1/2" square drive is located at the center of the socket
- For use with a hand driver or impact wrench
- Includes (2) lug nut sockets and a 3-1/2" extension
- Black industrial finish
- Includes a storage case



LSR2000

LSR2000PLUS 3 pc 1/2" Square Drive Lug Nut Flip Socket Set (Blue-Point®)

- Includes (3) lug nut flip sockets: 3/4 and 13/16", 7/8 and 15/16" and 19 and 21 mm
- All sockets are 3" long
- 1/2" square drive is located at the center of the socket
- Use with a hand driver or impact wrench
- Includes a storage case
- Black industrial finish on all components
- Requires the use of optional LSR1000EXT extension (not included)



LSR2000PLUS

LSR2500 Lug/Lock Flip Twist Socket Set (Blue-Point®)

- Quickly and easily remove damaged wheel lugs (six-flute end) or damaged wheel locks with damaged or lost keys (12-flute end)
- 1/2" square drive is located at the center of the socket
- Used with a hand driver or impact wrench
- Includes LSR2501 and LSR2502 lug/lock sockets and a 3-1/2" extension in a custom case
- Black industrial finish



LSR2500

LSR2500PLUS 3 pc 1/2" Square Drive Lug/Lock Flip Twist Socket Set (Blue-Point®)

- Quickly and easily remove damaged wheel lugs (six-flute end) or damaged wheel locks with damaged or lost keys (12-flute end)
- 1/2" square drive is located at the center of the socket
- Uses with hand driver or impact wrench
- Includes (3) lug/lock sockets
- Black industrial finish
- LSR1000EXT is an optional 3" extension for the set
- Includes a storage case



LSR2500PLUS



• Check lug nut tightness with a torque wrench.
 ‡These products can expose you to chemicals which are known to the state of California to cause cancer and reproductive harm. See pages P1-P2 for details.
 • Read Safety Precautions on pages W1-W4

TIRE AND WHEEL: LUG/RETAINING NUT SOCKETS



LSRM2000



LSR1150



LSR1250



LSR1580



LSR1560



LSR1570



LSR1450



LSR2501

Lug Nut Sockets

LSRM2000 Metric Flip Socket Set (Blue-Point®)

- Includes LSR1580 and LSR1450 sockets plus the LSR1000-EXT 3" extension
- Designed for 2005—later vehicles
- Includes 17, 19, 21 and 22 mm sizes
- Applications: Dodge® RAM® 1500, Dodge® SRT-10®, Honda® Odyssey®, Land Rover® L3, Range Rover® and Sport, Lexus® LX470 and Toyota® Land Cruiser® vehicles

LSR1150 1/2" Square Drive SAE 3/4 and 13/16" Thin Wall Wheel Flip Socket (Blue-Point®)

- Thin wall wheel flip socket covers 3/4 and 13/16" wheel lug sizes
- For use with a hand driver or impact wrench
- 3" long

LSR1250 1/2" Square Drive Metric 19 and 21 mm Thin Wall Wheel Flip Socket (Blue-Point®)

- Thin wall wheel flip socket covers 19 and 21 mm wheel lug sizes
- For use with a hand driver or impact wrench
- 3" long

LSR1580 1/2" Square Drive Metric 21 and 22 mm Thin Wall Wheel Flip Socket (Blue-Point®)

- Thin wall wheel flip socket covers 21 and 22 mm wheel lug sizes
- For use with a hand driver or impact wrench
- Requires the use of optional LSR1000EXT extension
- 3" long

LSR1560 Flip Socket (Blue-Point®)

- 7/8" and 1" socket size: 3" long
- For use with a hand driver or impact wrench
- Expands LSR2000 and LSR2000PLUS sets
- Requires use of the LSR1000EXT extension (not included)
- 1/2" square drive is located at the center of the socket
- Applications: (7/8") Chevrolet®, GMC® vans, Dodge® Ram® 1500, Ford® E-250®/E-350®, Ford® Super-Duty®, Hummer® H1, Lincoln® Blackwood, Lexus® LX470, Toyota® Land Cruiser®, Jaguar® XJ® Series, (7/8 and 1") Chevrolet®/GMC® pickups and SUVs, (1") Plymouth® 1 ton vans

LSR1570 Flip Socket (Blue-Point®)

- 15/16 and 1-1/16" socket size: 3" long
- For use with a hand driver or impact wrench
- Expands LSR2000 and LSR2000PLUS sets
- Requires use of the LSR1000EXT extension (not included)
- 1/2" square drive is located at the center of the socket
- Applications: (15/16") Dodge® Ram® 2500, 3500, (1-1/16") Land Rover®, Range Rover® Discovery® II, Ford® E-300/E-350®, Ford® F-300/F-350®

LSR1450 Thin Wall Wheel Flip Socket (Blue-Point®)

- Covers 17 and 19 mm wheel lug sizes
- Flank Drive® wrenching configuration
- 1/2" square drive is located at the center of the socket (requires optional extension LSR1000EXT)
- Ideal companion to the LSR2000 and LSR2000PLUS
- Black industrial finish
- Major O.D.: 1.03" (26.3 mm)
- Minor O.D.: 0.94" (23.9 mm)
- Length: 3" (76.2 mm)

LSR2501 Lug/Lock Flip Twist Socket (Blue-Point®)

- 3/4" (19 mm) twist socket quickly and easily removes damaged wheel lugs (six-flute end) or damaged wheel locks with damaged or lost keys (12-flute end)
- For use with a hand driver or impact wrench
- Black industrial finish
- 2-5/8" overall length

LSR2502 Lug/Lock Flip Twist Socket (Blue-Point®)

TIRE AND WHEEL: LUG/RETAINING NUT SOCKETS



LSR2502



LSR2503



TSR1000



2003LN



TSR1230



YA1005C



A98A



A98M



DW402C



SLSM1922A

Lug Nut Sockets

- Same as LSR2501 except in 7/8" size
- **LSR2502 Lug/Lock Flip Twist Socket (Blue-Point®)**
- Same as LSR2501 except in 7/8" size
- **LSR2503 Lug/Lock Flip Twist Socket (Blue-Point®)**
- Same as LSR2501 except in 17 mm size
- **TSR1000 Lug Nut Socket Set (Blue-Point®)**
- Includes TSR500 and TSR600 Lug Nut Sockets, plus YA1005-7 Extractor Punch
- TSR500 is for use on late-model OEM and aftermarket lug nuts
- Dual-sided design allows for use on 3/4", 13/16", 19 mm and 21 mm lug nuts
- TSR600 removes most locking lug nuts and has a two-in-one flip socket design
- For use with 1/2" drive tools
- Fluted socket design provides extra grip
- **2003LN 3 pc 1/2" Drive Double-Ended Lug Nut Socket Set**
- Includes (2) double-ended lug nut sockets and a 3" extension bar
- **TSR1230 Lug Nut Removal Socket Set (Blue-Point®)**
- Includes TSR1240, TSR1250, TSR1260 and TSR1270 Dual Flip Sockets, plus a YA1005-7 Extractor Punch in a custom vinyl bag
- Works great on lugs that are rusted or have missing caps

- **YA1005C Locking Lug Nut Removal Kit (Blue-Point®)**
- Includes a turbo lug nut socket to easily remove damaged 3/4", 13/16", 19 mm and 21 mm lug nuts
- Removes locking lug nuts and locking hubcaps on most vehicles, including Chrysler® hubcap locks
- Tapered swirl in the socket bites into a damaged lug nut for quick removal
- Intended for hand use only, except for turbo lug nut socket for use with an impact wrench
- **A98A 1/2" Square Drive 6-Point SAE Lug Nut Socket**
- 1/2" square drive is recessed between (2) six-point wrench openings: 3/4" and 13/16"
- 2-3/4" long, 13/16" dia
- **A98M 1/2" Square Drive 6-Point Metric Lug Nut Socket**
- 1/2" square drive is recessed between (2) six-point hex openings: 19 and 21 mm
- 2-3/4" long, 13/16" dia
- **DW402C 3/4" Drive 6-Point SAE 1-1/4" Dayton Lug Nut Impact Socket**
- For use with socket retainers
- **SLSM1922A 1/2" Drive 19/22 mm Impact Flip Socket**
- Used to remove 19 and 22 mm lug nuts and bolts on a wide range of vehicles
- Manufactured from special steel with a higher alloy content
- Precision machined and heat-treated for optimum strength and durability
- 1/2" drive socket employs Flank Drive® technology with a single hex design on both ends
- Industrial finish helps protect against corrosion



- Check lug nut tightness with a torque wrench.
- Read Safety Precautions on pages W1-W4

TIRE AND WHEEL: LUG/RETAINING NUT SOCKETS



Lug Nut Sockets

TSR1240 Lug Nut Removal Socket (Blue-Point®)

- 21 mm/21.5 mm socket for use in Chrysler® and Dodge® applications

TSR1250 Lug Nut Removal Socket (Blue-Point®)

- Dual flip 1/2" drive impact socket design
- Removes lug nuts with missing or distorted caps
- 19.5 mm side fits distorted 19 mm chrome caps found on many GM® and Chrysler® vehicles
- 18.5 mm side fits rusted lug nuts missing chrome covers

TSR1260 1/2" Drive Metric 22 and 22.5 mm Dual-Flip Lug Nut Removal Impact Socket (Blue-Point®)

- Works great on lugs that are rusted or have missing caps
- For use on Dodge® 16–17" aluminum wheels

TSR1270 Lug Nut Removal Socket (Blue-Point®)

- 1-1/16"/27.5 mm socket for use in Range Rover® and Land Rover® applications

TSR500 Lug Nut Remover Socket (Blue-Point®)

- For use on late-model OEM and aftermarket lug nuts
- Dual-sided design for use on 3/4", 13/16", 19 and 21 mm lug nuts
- For use with a 1/2" drive impact wrench
- Fluted socket design helps remove stubborn lug nuts
- Includes an extractor punch

TSR600 Locking Lug Nut Socket (Blue-Point®)

- 1/2" square drive is located in the center of the socket
- Included pin dislodges lug nut if it is wedged in the socket
- Removes most locking lug nuts and has two-in-one flip socket design
- For use with an impact wrench
- Fluted for extra grip

TSR700 Lug Nut Remover Socket (Blue-Point®)

- For use on late-model OEM and aftermarket lug nuts
- Dual-sided design for use on 7/8", 1", 22 and 25 mm lug nuts
- For use with a 1/2" drive impact wrench
- Six-flute socket design helps remove the most stubborn hex lug nuts

TSR800 Lug Nut Remover Socket (Blue-Point®)

- For use on late-model OEM and aftermarket lug nuts
- Dual-sided design for use on 7/8", 1", 22 and 25 mm lug nuts
- For use with a 1/2" drive impact wrench
- Twelve-flute socket design helps remove the most stubborn hex lug nuts

305LSDM 5 pc 1/2" Drive Metric Increased Hex Depth Lug Socket Set

- Includes LSDM170–LSDM220 (17–22 mm)
- Deeper hex geometry allows socket to fit further onto lug nuts, making them less likely to damage or break decorative caps
- Saves technician time and helps prevent potential customer complaints from marred or damaged caps

LSDM170 1/2" Drive 17 mm

Increased Hex Depth Lug Socket

- Manufactured from special alloy steel and heat treated for optimum strength and durability
- Industrial finish helps protect against corrosion

LSDM180 1/2" Drive 18 mm

Increased Hex Depth Lug Socket

LSDM190 1/2" Drive 19 mm

Increased Hex Depth Lug Socket

LSDM210 1/2" Drive 21 mm

Increased Hex Depth Lug Socket

LSDM220 1/2" Drive 22 mm

Increased Hex Depth Lug Socket

LCS2 2 pc Lug Cap Socket Set

- Designed to remove plastic lug nut caps
- 1/4" hex shank allows use with a cordless screwdriver
- Set includes 19 and 22 mm lug cap removers; LCS19 and LCS22

LCS19 19 mm Lug Cap Remover

LCS22 22 mm Lug Cap Remover

YA1005-7 Punch

- Pin is used to dislodge a lug nut if it is wedged in the socket

TIRE AND WHEEL: LUG/RETAINING NUT SOCKETS

Lug Nut Sockets, 3/8" Drive

203FLSM



Stock No.	Square Drive, inches	Square Drive, Inches	Overall Length, inches
FLS2426	3/8	3/4 and 3/16	3
FLSM1719	3/8	17 and 19	3
FLSM2122	3/8	21 and 22	3

203FLSM 3 pc 3/8" Drive Lug Nut Socket Set

- Includes FLSM1719 (17/19 mm), FLSM2122 (21/22 mm) Metric Flip Lug Nut Sockets and an IMX31 Impact Extension

Lug Nut Sockets, Magazine Loading



LMS24

- Allows easy multiple lug nut removal of up to five lug nuts at a time
- Eliminates rolling or lost lug nuts and wasted motion
- Ideal for use in tire and brake shops
- Adjust type 9, 12 and 16 cu-in air chambers that are equipped with 1/2 to 20" threaded rod and 3/4" nut

Stock No.	Wrench Size	Square Drive, inches	Outside Dia., inches	Overall Length, inches
LMS24	3/4" (19 mm)	1/2	1	5-5/16

Extensions/Snap Ring Retention, Industrial

IMX32B 1/2" Drive 3" Snap Ring Impact Extension

- Snap-on® impact extensions are heat-treated to optimize impact service life with a lower hardness and able to withstand repeated cycling loads of impact wrenches
- Snap-on® uses a proprietary blend of special alloy steel that provides long life and great strength



IMX32B

Torque Wrenches

BRUTUS3R300 1/2" Drive Adjustable Click-Type Torque Wrench (60–300 ft-lb)

- Expanded range allows extended coverage with the 1/2" drive tool servicing a majority of vehicles and large pickup trucks
- Gives the user additional range in applying torque and angle on high-torque applications
- Stamped scale (ft-lb) offers better permanency and visibility
- Features heavy-duty components—thicker diameter main tube, cam and internal components for strength and durability
- Accuracy is ±6% CW and CCW



BRUTUS3R300

ISO/IZO Ratchet Head Inserts

Stock No.	Square Drive, inches (mm)	Width, mm	Insert Size, mm	Max Recommended Working Torque, N•m
IZTRAT9X12	1/4 (6)	37	9 x 12	25
IZFRAT9X12	3/8 (10)	38	9 x 12	160
IZSRAT9X12	1/2 (13)	38	9 x 12	160
IZSRAT14X18	1/2 (13)	40	14 x 18	265
IZLRAT14X18	3/4 (19)	40	14 x 18	960



IZSRAT9X12



IZSRAT14X18

- Check lug nut tightness with a torque wrench.
- Do not exceed rated torque.
- Do not use to break fasteners loose.
- Do not force head against flex stops.
- Frequently inspect, clean, and lubricate ratchet mechanism with light oil.
- Do not replace worn parts individually; use entire contents of the service kit.
- Periodic recalibration is necessary to maintain accuracy of any torque wrench. Recalibrate every 6 months or more depending on use. ANSI B107.14M specifies that accuracy is maintained through 5000 cycles for click-type torque wrenches.
- Do not use chrome or industrial finish hand tools with power drivers or impact drivers.
- Read Safety Precautions on pages W1–W4



TIRE AND WHEEL: LUG/RETAINING NUT SOCKETS



Wheel Hangers

Allow faster, safer and easier balancing of wheels when attempting to insert and tighten wheel bolts.

Stock No.	Thread Size	Hex Size, mm	Applications	
WHM1	M12 x 1.5	10	Tire and Wheel: Mercedes-Benz®, BMW®, MINI®, Cadillac® Catera and Chrysler® Crossfire®	•
WHS1	M14 x 1.5	15	Current Mercedes-Benz®, Current Dodge® Sprinter® Trucks, 2002–2004 Freightliner® Sprinter® Trucks	
WHV1	M14 x 1.5	10	Tire and Wheel: Volkswagen®, Audi®, Mercedes-Benz® ML® Class, BMW® 7 and X5® Series and Porsche®	•
WHB1	M14 x 1.25	10	Tire and Wheel: 2009–current BMW® and MINI® Vehicles	•
WHD1	M12 x 1.25	10	2012–2014 Dodge® Dart®, 2015 Chrysler® 200 and 2014 Jeep® Cherokee® Vehicles	•
WHM2	M12 x 1.5	10	Tire and Wheel: Mercedes-Benz® and BMW®	
WHS2	M14 x 1.5	15	Dodge® Sprinter® and Freightliner®	
WHV2	M14 x 1.5	10	Tire and Wheel: Volkswagen®/Audi®	
WHP1	M16 x 1.5	15	2015–2016 Dodge® ProMaster Van, Allows technician to remove and install wheels easier where wheel studs are not used	

TIRE AND WHEEL: AXLE NUT SOCKETS



Deep, mm

305SIMMY

Set Contains:

Stock No.	Size, mm	A	B	C	D	E	
SIMM290	29	41.3	41.3	63.4	89.7	20.6	•
SIMM300	30	42.9	42.9	63.4	89.7	21.4	•
SIMM340	34	49.3	49.3	72.8	88.9	22.6	•
SIMM350	35	50.8	50.8	72.8	88.9	22.9	•
SIMM360	36	50.8	50.8	72.8	88.9	22.9	•

Sets include storage tray

ASME®/ANSI® B107.5m

1/2" Square Drive

Used with a torque wrench to service truck wheel bearing lock nuts.



ANS1939

Stock No.	Nominal Size	Style
ANS1937*	2-1/2"	6-Point
ANS1938	2-3/4"	6-Point
ANS1939*	2-3/8"	6-Point

*Fits special "rounded" hex nuts on Dana axles of some Ford® trucks

3/4" Square Drive

Use with a torque wrench to service truck wheel bearing lock nuts.



ANS1900B



ANS1933A

Stock No.	Nominal Size	Style
ANS1900B	2-1/8" (54 mm)	6-Point
ANS1933A**	59 mm	6-Point
ANS1901A	2-3/32"	6-Point
ANS1920A	2-1/4"	6-Point
ANS1902A	2-3/8"	6-Point
ANS1903A	2-3/8"	8-Point
ANS1921A	2-1/2"	6-Point
ANS1928A*	2-9/16"	6-Point
ANS1904A	2-9/16"	6-Point
ANS1905A	2-9/16"	8-Point
ANS1922A	2-5/8"	6-Point
ANS1923A	2-3/4"	6-Point
ANS1924A	2-3/4"	8-Point
ANS1926A	2-13/16"	8-Point
ANS1932A	2-7/8"	6-Point
ANS1906A	3"	6-Point
ANS1907A	3"	8-Point

Stock No.	Nominal Size	Style
ANS1908A	3-1/4"	6-Point
ANS1909A	3-1/4"	8-Point
ANS1910A	3-1/2"	6-Point
ANS1911A	3-1/2"	8-Point
ANS1925A	3-3/4"	8-Point
ANS1927A	3-13/16"	8-Point
ANS1912A	3-7/8"	6-Point
ANS1913A	3-7/8"	8-Point
ANS1914A	4"	6-Point
ANS1915A	4-1/8"	6-Point
ANS1916A	4-3/8"	6-Point
ANS1917A	4-3/8"	8-Point
ANS1918A	4-7/8"	6-Point
ANS1919A	4-7/8"	8-Point

*Fits special "rounded" hex nuts on Dana® axles of some Ford® trucks

**For 1/2 ton vehicles with automatic locking nuts. Designed for late model Ford® vehicles. 3/4" square drive, 59 mm nominal size. Industrial finish

TIRE AND WHEEL: AXLE NUT SOCKETS



S8695C



S6146



S6109A

Retaining Nut Sockets

S8695C Axle Nut Socket 4 Lug

- 1/2" square drive; 3-3/4" long
- For 1/2-ton vehicles with manual locking nuts
- For use on the front wheel bearing retaining nut on a Dana® 44 Series axle used on 1959–later GM®, Ford®, Dodge® and AMC
- Industrial finish
- Railroad applications: Used to install or remove the point detector bushing found on WABCO-M23B switch machines

S6146 1/2" Square Drive Axle Nut Socket 4 Lug

- Used for the front wheel bearing retaining nut on 3/4-ton vehicles with a Dana® 60 Series axle used on GM®, Ford® and Dodge® trucks
- 3-3/4" long
- Industrial finish

S6109A Axle Nut Socket 6 Lug

- Used for the front wheel bearing retaining nut on 3/4-ton vehicles with heavy-duty suspension
- Designed for use on GM®, Ford® and Dodge® trucks with a Dana® 70 Series axle
- 1/2" square drive; 3-3/4" long
- Industrial finish

SPANNER SOCKETS

Spanner Sockets (Blue-Point®)

For use with a torque wrench when servicing Chevrolet®, GM® and Ford® axles

Stock No.	Application	No. of Lugs	Outside Dia., inches	Square Drive, inches
ANS1929A	Chevrolet®/GMC® with 5,200 and 7,200 lb axles	6	2-5/8	3/4
ANS1930	Chevrolet®/GMC® with 11,000 and 13,500 lb axles	6	2-7/8	3/4
ANS7269A	1985–later Ford® F-250®/F-350® with floating Rear Axle	4	2-3/4	1/2



ANS1929A

TIRE AND WHEEL: SPINDLE NUT SOCKETS



SNS2467



SNS2770



SNS3195



SNS3246



YA6540

Spindle Nut Sockets

SNS2467 Spindle Nut Socket (Blue-Point®)

- Removes and installs four-slot axle lock nuts
- 1/2–3/4-ton Dana® 44 axle
- Socket I.D.: 2"
- 1/2" drive

SNS2770 Socket, Spindle Nut, 6 Lug, 4 Wheel Drive (Blue-Point®)

- Removes and installs four-slot front axle lock nuts
- 3/4–1-ton Dana® 44 axle
- Socket I.D.: 2-1/4"
- 1/2" drive

SNS3195 Spindle Nut Socket (Blue-Point®)

- For high-shear rotating nuts
- Socket I.D.: 2-3/8"

SNS3246 Socket, Spindle Nut, 4 Lug, 4 Wheel Drive (Blue-Point®)

- Removes and installs four-slot axle lock nuts
- 3/4–1-ton
- Socket I.D.: 2-1/4"
- 1/2" drive

Axle Lock Nut Removers

YA6540[‡] Nut Remover Kit for Toyota®/Lexus® Vehicles Axle Locks

- Prevents damage to the axle shaft threads when removing the lock nut
- Unlocks and removes the 30 mm axle nuts from Toyota®/Lexus® vehicles
- Kit combines a 1/2" drive 12-point special depth 30 mm impact socket and a unique angle axle-nut release tool

YA6541[‡] 1/2" Drive 30 mm Impact Socket (Blue-Point®)

YA6542[‡] Lock Nut Release Tool (Blue-Point®)



• Do not use axle nut sockets with impact drivers.

[‡]These products can expose you to chemicals which are known to the state of California to cause cancer and reproductive harm. See pages P1–P2 for details.

• Read Safety Precautions on pages W1–W4

TIRE AND WHEEL: SPINDLE NUT SOCKETS

Special Application Axle Nut Sockets (mm)



Stock No.	Size, mm	Style	A	B	C	D	E
SIMDM300	30	12-Point	42.9	42.9	62.1	89.7	21.4
IMDM320	32	12-Point	45.7	45.7	36.8	50.8	20.6
IMDM390	39	12-Point	53.8	39.6	36.8	50.8	22.3
SIMM360TW	36	6-Point	47.2	45.8	72.8	88.9	22.9

ASME®/ANSI® B107.5m

SIMDM300 1/2" Drive 12-Point Metric 30 mm Flank Drive® Deep Axle Nut Impact Socket

- Applications include axle nut removal on Toyota® Avalon®, Camry®, Highlander® and Matrix®; Lexus® ES300; Pontiac® Vibe®; 1999–later VW® Beetle®, Jetta® and Golf®; 2004–newer Dodge® Freightliner® Sprinter® vans with 215 mm rear axle
- Applications include automatic transmission tail output shafts for 2004 Chrysler® 300C® and Crossfire®; 2004 Dodge® Magnum®; 2005 Jeep®: Grand Cherokee® V6 models; Mercedes-Benz®
- Snap-on® impact sockets are heat-treated to optimize impact service life with a lower hardness than hand sockets and are able to withstand repeated cycling loads of impact wrenches
- Snap-on uses a proprietary blend of special alloy socket steel that provides long life and great strength
- Flank Drive® wrenching system delivers up to 20% more turning power without slipping or rounding, while exceeding ANSI® performance standards

IMDM320 1/2" Drive 12-Point Metric 32 mm Flank Drive® Shallow Impact Socket

- Applications include servicing axle nuts on 1992–1999 Mercedes-Benz® W140 chassis SC and SL Class; Porsche® Boxster®, Cayenne® and 944; plus 2007–later BMW® X3®, X5® and X6® Series vehicles
- Other uses include drive shaft nuts on 2003–later VW® Touareg® vehicles

IMDM390 1/2" Drive 12-Point Metric 39 mm Flank Drive® Shallow Impact Socket

- Applications include the front axle hub of 2007 Toyota® Tundra® 4WD; and servicing inner rack and pinion nuts on BMW® X5® and X6® vehicles

SIMM360TW 1/2" Drive 6-Point Metric 36 mm Flank Drive® Deep Axle Nut Impact Socket

- Thin wall design provides the extra room needed to remove and install the axle nut on Chevrolet® Sonic® vehicles



S6812

Special Application Axle Nut Sockets (mm)

S6812 1/2 Drive 12-Pin Axle Nut Spanner Socket

- For removal and installation of 12-pin axle nuts on 2019–current RAM® 3500 Dual Rear Wheel Trucks and RAM® 4500/5500 Chassis Cab Trucks
- Special geometry is incorporated into the socket to remove and tighten axle nuts to torque specifications
- Manufactured from special alloy steel in Elkmont, AL



SIM540A

Special Application Axle Nut Sockets (inches)

SIM540A 6-Point Axle Nut Socket

- For the removal or installation of 1996–later Dodge® truck axle nuts
- For use on truck and bus wheel applications
- Flank Drive® wrenching design
- 1/2" square drive

Wheel Hub Lock Tool

WLT1 Wheel Hub Lock Tool (Blue-Point®)

- Eliminates the need for an assistant to hold the brake pedal while axle nuts are removed or installed
- Works on any vehicle with wheel stud bolt patterns ranging from 4 x 100 mm to 8 x 170 mm
- 1 pc design with incorporated cushioned-grip handle for comfort and ease of use
- Can also be used to hold the rear differential yoke on solid axle vehicles during pinion seal or bearing service, as well as many other types of machines with drive shafts, yokes and universal joints



WLT1

Staked Axle Nut Punches

YA6545⁺ Staked Axle Nut Punch Set (Blue-Point®)

- Punches release and stake the crush-type axle nuts found on many vehicles
- Using punches with an air hammer makes it easy to fully disengage the axle nut crimp, reducing damage to the threads
- Fully crimps the nut eliminating axle nuts
- Tool has right size and shape to fully lock nut in place during re-staking
- Saves time and money on broken screwdrivers



YA6545

TIRE AND WHEEL: SHACKLE PIN

Shackle Pin Impact Sockets

SPS10A 1/2" Drive SAE 41/64" Shackle Pin Impact Socket

Shackle Pin Impact Socket

- Designed with an oval configuration to service shackle pins on International® and Kenworth® semitrucks

SPS11A 1/2" Drive SAE 21/32 x

1-17/32" Shackle Pin Impact Socket

- Socket opening is 21/32 x 1-17/32"; 1-3/4" long

SPS12 1/2" Drive SAE 3/4 x 1-9/32" Shackle Pin Impact Socket

Shackle Pin Impact Socket

- For use on Freightliner® 120 Series and trucks with newer large spring bolts
- Impact rated 1/2" drive
- Socket opening is 3/4 x 1-9/32"; 1-3/4" long

SPS13 Spring Shackle Pin Socket

- Used to remove and install spring shackle pins on front suspensions of Volvo® truck and VN420/610/660/770 Daycab vehicles
- Hardened pins for engaging the shackle pin



SPS10A



SPS13

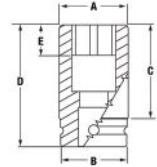
LUG/RETAINING NUT



HDLUGSET2



S6840



Heavy-Duty Truck Wheel Lug Sockets

HDLUGSET1 Heavy-Duty Lug Socket Set

- Includes SIM383, SIM403, SIM483B, SIMM333, SIMM383, plus BW726A and BWD483
- Flank Drive® wrenching system
- Alloy steel combines strength and durability
- All sockets are 1" square drive

HDLUGSET2 9 pc 3/4" Drive Flank Drive® Heavy-Duty Lug Socket Set

- Includes SIM342, SIM482, SIMM332, SIMM382, SIMM412 and DW402C, plus BW626A, BWD482 and BWDM412 in a PAKPB063 Storage Case
- Flank Drive® wrenching system
- Alloy steel combines strength and durability
- All sockets 3/4" square drive

Lug Nut Removal Sockets, Magazine Loading

S6840 Magazine Loading Lug Nut Removal Socket

- Flank Drive® wrenching system grips the fastener on the flanks/flats to increase torque and prevents the fastener from rounding, increasing the life of the socket
- Saves the technician time by housing the five lug nuts as they are removed—one at a time—from the wheels on Flexivan™ chassis trailers

TIRE AND WHEEL: BUDD WHEEL

Budd Wheel Impact Sockets

- 6-point and square openings are combined
- For use with the socket retainers listed below
- Industrial finish



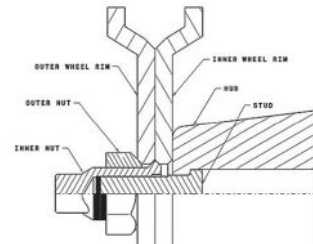
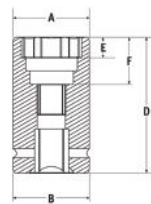
BWD482



BWD412



BWDS483



Stock No.	A	B	D	E	F	Hex Size	Square Size	Square Drive
BWD482	2-7/32	1-3/4	4	5/8	1-11/16	1-1/2	13/16	3/4
BWD483	2-15/64	2-15/64	4	5/8	1-11/16	1-1/2	13/16	1
BWDM412	2-11/32	1-3/4	4-1/4	17/32	1-43/64	41 mm	21 mm	3/4
BWDS483	2-15/64	2-15/64	4	5/8	1-9/64	1-1/2	13/16	1
BW630	1-13/32	1-5/8	2-1/4	1-9/64	—	—	13/16	3/4

BWDM412 3/4" Square Drive 6-Point Metric 21 mm Square Budd Wheel Impact Socket

- For 1986–later Nissan® and Isuzu® Class 4, 5, 6 and 7
- Impact sockets are heat-treated to a low hardness range compared to chrome sockets so that under heavy, continuous use, the impact socket will withstand the impact blows and wear rather than break

BWDS483 1" Square Drive 6-Point SAE 13/16" Square Budd Wheel Impact Socket

- Dual-opening socket allows for just one socket to remove the outer hex nut and the inner square nut used on Budd wheel assemblies for semi trucks and buses
- Flank Drive® wrenching configuration
- Special alloy steel for strength and durability
- The BWDS483 is designed to engage short inner nuts only; use the BWD483 for long inner nuts



†These products can expose you to chemicals which are known to the state of California to cause cancer and reproductive harm. See pages P1–P2 for details.
• Read Safety Precautions on pages W1–W4

TIRE AND WHEEL: BUDD WHEEL



WSK12

Stud Remover and Installers

WSK12⁺ Stud Installer/Rethread Kit (Blue-Point®)

- Self-centering units permit quick installation the first time
- Helps eliminate damage to threads
- Designed for use with an impact wrench
- Set replaces both the WSK755 and WSK938 sets
- Packaged in a blow-molded box for easy storage

BWS1316A Stud Remover (Blue-Point®)

- Use on 13/16" studs on Budd wheels

Impact Sockets

- For use with the socket retainers listed below
- Industrial finish
- Snap-on® impact sockets are heat-treated to a lower hardness to add impact resistance and ductility
- Superior wall construction absorbs repeated impact cycling loads
- Flank Drive® wrenching system provides flat-to-flat contact for up to 20% more turning power
- 6-point sockets engage fasteners every 60° for better turning power
- Always use impact sockets with impact guns to prevent injury and socket damage



BW626A

Stock No.	Square Drive, inches	Lug Nut Size	Length
BW626A	3/4	13/16" Square	4"
BW726A	1	13/16" Square	2-1/4"
IM562	3/4	1-3/4" Hex	2-3/4"
SIMM332	3/4	33 mm Hex	83 mm
SIMML330	1/2	33 mm Hex	152.4 mm
SIMML332	3/4	33 mm Hex	152.4 mm
SIMML333	1	33 mm Hex	152.4 mm

IMPACT SOCKET RETAINERS



IM182P



IM182R



IMR2

Impact Socket Retainers

Stock No.	Description	Square Drive, inches
IM182P	Steel Locking Pin	3/4
IM182R	Rubber Locking Ring	3/4
IM243P	Steel Locking Pin	1
IM243R	Synthetic Rubber Locking Ring	1
IMR2	Socket Retainer	3/4
IMR3	Socket Retainer	1

For use on SIM, IM, IMM and SIMM sockets and other accessories.

TIRE AND WHEEL: GENERAL SERVICE TOOLS




B2193

Toyota®/Lexus® Carrier Assembly Socket

B2193 3/8" Drive 5-Point Spare Tire Carrier Assembly Socket

- Tough nickel-chrome plating provides corrosion resistance
- Special-alloy steel provides the highest match of strength and durability
- Lower and remove the spare tire from the carrier assembly on various Toyota® and Lexus® vehicles for PDI (pre-delivery inspection)
- Great time saver for PDI when selling a new vehicle or checking the air pressure of the spare tire
- Saves time when doing an oil change and the air pressure of the spare tire is checked as part of the service
- 4" long



Rim Tools

TR100 Rim Tool

- For use on split rims and rim lock rings
- One end is angled, the other is straight
- 19-1/8" long, with 9/16" and 5/8" wide ends

TR102 Rim Tool

- For drop center rims
- 18" long, with a 1-3/8" wide end

Cotter Pin Pullers

SGCP1BR Soft Grip Cotter Pin Puller

- Makes short work of pulling even large pins
- Heat-treated shank provides maximum strength
- 10" long

S9094B Cotter Pin Puller

- Pins are removed by hitting the anvil sharply
- Side handle ensures a firm grip
- 10" long
- Replaceable steel hook

CP9 Cotter Pin Puller

- 38° angle end pries cotter pin loose
- 105° angle end pulls it out
- 10" long



TWP8



GCP10



YA9020A

Truck Wheel Pan

TWP8 Truck Wheel Pan (Blue-Point®)

- Helps prevent messes and spills
- Fits rims with 13-3/4" inside diameter or larger for use on most large trucks and trailers
- Holds 88 oz of oil
- Pan will not warp if the oil is warm
- Compartment above the handles holds the hub nuts

Dust Cap

GCP10[‡] Grease and Dust Cap Tool

- Tapered jaws of the tool fit behind the crimped edge of the grease cap
- One handle is designed for prying hub caps loose

Wheel Chocks

YA9020A Truck Wheel Chocks

- Heavy-duty truck chocks are connected by a 10' nylon rope and measure 8" wide and 8" high overall
- Non-slide design



[‡]These products can expose you to chemicals which are known to the state of California to cause cancer and reproductive harm. See pages P1-P2 for details.
• Read Safety Precautions on pages W1-W4

TIRE AND WHEEL: GENERAL SERVICE TOOLS



S6129



SRT1



YA105

Seal Tools

S6129 Seal Puller

- Designed to pull the wheel bearing or other small seals
- 7" long
- Industrial finish

SRT1 Seal Removal Tool

- Saves time and labor by eliminating prying against the bearings or driving out seals
- Grabs the seal only, leaving bearings undamaged
- Seals remain intact, allowing for complete failure analysis
- Wedges and a long handle provide exceptional leverage
- Heavy-duty construction for long life and dependability
- Works with steering, drive and trailer wheel seals on the largest heavy-duty wheels

YA105 Seal Puller (Blue-Point®)

- For removing rubber seals
- Two tips are designed to reach in and fit nearly all seal applications
- 12-5/8" long



BF620C



BF623



BDBMP24

Mallets

BF620C Rubber Head 11" Mallet (Blue-Point®)

- Solid-rubber head is 3-3/4" long, 2-1/4" dia
- 11" hardwood handle

BF623 Soft Blow 12-1/2" Mallet (Blue-Point®)

- Designed to reduce marring and denting
- For use in assembly applications and on all types of surfaces, including metal, glass, plastic and wood
- Special polymer head resists dynamic fatigue, creep and compression set, even at extreme temperatures
- Conforms to irregular surfaces
- Dissipates hand-jarring shock
- Resists most chemicals
- Wood handle

BDBMP24 10-1/4" Soft Blow Mallet (Blue-Point®)

- Engineered, dual-zone rubber head allows mallet to compress and dissipate force
- Non-marring material reduces damage to delicate surfaces and components
- Greater shock absorption and control compared to standard rubber mallets
- Non-slip handle with steel shaft is angled 15° to protect hand from accidental contact
- Resistant to common shop chemicals and fluids



AXS6L



AXS45L



AXS2PK



Axle Spinners

AXS6L[‡] 3/8" Drive 6 Lug Axle Spinner Kit

AXS45L[‡] 3/8" Drive 4 and 5 Lug Axle Spinner Kit

AXS2PK[‡] 2 pc 3/8" Drive Master Axle Spinner Kit

- Aids in freeing stuck or rusted lugs on brake drums and rotors allowing technicians to inspect bearings, drive axles, CV joints and brake calipers
- Universal design allows use on standard and metric 4, 5 and 6 lug patterns
- 3/8" drive allows for use with ratchet, breaker bar or speeder
- Made in USA of high alloy steel
- Set includes AXS45L (4- and 5-pin plate) and AXS6L (6-pin plate)

Ball Joint Presses

Stock No.	Description	I.D.–O.D., inches	Length, inches	Set Contains:			
				BJP1	BJP1-BKS	BJP1OPT	BJP1-HCBS
BJP1-1A	Sleeve Adaptor	1-9/32–1-21/32	2-1/8	•			
BJP1-2A	Pressure Screw	—	9-3/4	•			
BJP1-3A	Pressure Pad (Ball Joint)	N/A–1-19/32	3-3/16	•			
BJP1-4A	Pressure Pad	N/A–7/8	3-3/16	•			
BJP1-5A	Adaptor	29/32–1-11/32	1-13/16	•			
BJP1-6A	Adaptor/Extension	1-1/4–1-21/32	2-1/16	•			
BJP1-7A	Adaptor	1-11/16–1-29/32	1-1/8	•			
BJP1-8A	Adaptor	1-25/32–2	1.00	•			
BJP1-9A*	Adaptor	1-27/32–2	1-1/4	•			
BJP1-10A	Adaptor	2-11/32–2-21/32, Front Face Angled 4-1/2°	2-1/8	•			
BJP1-11A	Adaptor	2–2-1/4	2-1/8	•			
BJP1-12A	Adaptor	2-1/4–2-1/2	2-3/4	•			
BJP1-13B	Adaptor	2.425–2.750	2.4	•			
BJP1-14A	Adaptor	2-11/16–2-15/16	2-3/4	•			
BJP1-16A	Adaptor	2-1/4–2-1/2	1-1/8	•			
BJP1-17	Grease Fitting	2-1/4–2-1/2	1-1/8	•			
BJP1-18A	Dodge®/Mercedes® Sprinter® Van Adaptor	1.250–2.750	2.49				
BJP1-22A	Honda®/Acura® Adaptor	1.760–1.835	1.765			•	
BJP1-24A	Honda®/Acura® Adaptor	1.960–2.250	1.943			•	
BJP1-25B	Ford® F-450®/F-550® Ball Joint Adaptor	2.800–3.100	3.76			•	
BJP1-26A	Dodge® U-Joint Adaptor	1.500–2.000	1.98			•	
BJP1-27A	Ford® Explorer® Lower Removal Adaptor	2.680–2.880	2.325			•	
BJP1-28B	Dodge® Ball Joint Adaptor	2.220–2.450	2.889				
BJP1-29A	Honda®/Acura® Ball Joint Adaptor	2.650–2.850	1.96				
BJP1-33A	Transit® Connect Remover Cup	2.607–2.760	2.15				
BJP1-34A	Transit® Connect Remover Cup	N/A–.950	2.425				
BJP1-35A	Transit® Connect Install Cup	1.84–2.12	2.23				
BJP1-36A	BMW® Adaptor	2.010–2.250	2.15				
BJP1-37A	BMW® Adaptor	2.250–2.500	2.75				
BJP1-38A	RAM® HD Adaptor	1.250–2.010	0.9				
BJP1-39A	RAM® HD Adaptor Cup	2.800–3.100	2.9				
BJP1-42A	Subaru® Bushing Cup Receiver for BJP1	2.40–2.65	1.90	•	•		
BJP1-43A	Subaru® Bushing Cup Ram for BJP1	2.06–2.33	1.40	•	•		
BJP1-44A	Subaru® Bushing Disc for BJP1	1.25–2.70	3/4 (19)			2	
BJP1-46A	Adaptor Large Receiver	3.000–3.375	2.75				•
BJP1-47A	Adaptor Large Driver	2.500–2.875	1.375				•
BJP1-48A	Adaptor Small Driver	2.170–2.530	1.375				•
BJP1-49A	Adaptor X-Large Receiver	3.250–3.625	2.750				•
BJP1-50A	Adaptor X-Large Driver	2.750–3.100	1.375				•
BJP1-A1310SB	Adaptor (BJP1 to A1310B Series)	N/A–.875	2.95				

*Front face is angled 4.5°



BJP1-18A



BJP1-22A



BJP1-29A



BJP1-33A



BJP1-34A



BJP1-35A



BJP1-39A



BJP1-44A



BJP1-13B



BJP1-25B



BJP1-28B

Ball Joint Presses

ME7A207 Retaining Ring

- Retaining ring included in the BJP1 and UJP1 sets

ME9A34 Steel Ball

- Steel ball included in the BJP1 and UJP1 sets

ME7A208A Large Snap Ring

- Large snap ring included in the BJP1 and UJP1 sets

ME7A209A Small Snap Ring

- Small snap ring included in the BJP1 and UJP1 sets



†These products can expose you to chemicals which are known to the state of California to cause cancer and reproductive harm. See pages P1–P2 for details.
• Read Safety Precautions on pages W1–W4

WHEEL ALIGNMENT: BALL JOINT



Ball Joint/Tie Rod Separators

Stock No.	Jaw Opening, inches	Overall Length, inches
A200	13/16	18
A201	1	12
A203	1-1/4	12
A204	5/8	12



BJP1

Ball Joint Presses

BJP1 22 pc Master Ball Joint/Universal Joint Press Set

- Services domestic and foreign vehicle applications with press-in ball joints
- Applications cover more than 315 individual vehicle models* up to 2022; more than 680 individual ball joints**
- 14 additional adaptors available to increase coverage by 30 models and over 100 unique ball joints
- Eight additional adaptors available to service lower control arm compliance bushings on Subaru® and Honda®/Acura® applications
- Additional adaptor for specially designed for Dodge® U-joints available
- Removes and installs ball joints with straight grease fittings installed
- Forged C-frame with large throat and vise mount capability for U-joint applications
- Snap-ring retention locks the adaptors to the frame while maneuvering tool
- Grease zerk fitting in frame for ease of lubricating pressure screw
- Includes a 40+ page application chart covering applications with and without press-in ball joints
- Delivered in a blow-molded storage/carrying case

*Vehicle model defined as a single model name across all years produced—e.g. the Ford® F-150® is a single model

**Individual ball joints defined as each upper, lower, trackbar or other ball joints the kit serviced across all years and models—e.g. it counts the various, ball joints serviced in the span of years the Ford® F-150® has been produced



BJP1BMW1

BJP1BMW1 BMW® Ball Joint Remover/Installer

- Applications: 1992–1999 BMW® 3 Series®, 1996–2001 BMW® Z3®
- Manufactured from special steel with higher alloy content
- Industrial finish helps protect against corrosion
- Includes BJP1-36A and BJP1-37A
- Removes stubborn ball joints with greater efficiency for increased productivity



BJP1FORDTC

BJP1F Press Frame

- 7-13/16" throat opening; 3-1/2" depth; 6" height; 10-13/16" length

BJP1FORDTC 3 pc BJP1 Ford® Transit Connect® Set

- Used to service lower ball joints on 2010–2013 Ford® Transit Connect® vehicles
- Unique adaptors fit on complex knuckle geometry
- Manufactured from superior alloy steel and heat-treated for optimum strength and durability
- Designed to be used in conjunction with the Snap-on® BJP1 Kit
- Industrial finish helps protect against corrosion
- Set includes BJP1-33A, BJP1-34A and BJP1-35A
- Easily removes stubborn ball joints for increased productivity



BJP1HONDA

BJP1HONDA Honda® Adaptor Set

- Used to remove and install upper and lower ball joints on many Honda® and Acura® vehicles; must be used with BJP1 Master Ball Joint/Universal Joint Press Set
- Includes BJP1-22 and BJP1-24 Ball Joint Adaptors, plus (2) ME7A208 O-rings



BJP1RAM1

BJP1RAM1 Dodge®/Ram® Adaptor Set

- Applications: 2008–2014 Dodge® Ram® 4500/5500 Heavy-Duty vehicles
- Unique adaptors fit on complex knuckle geometry
- Manufactured from superior alloy steel and heat-treated for optimum strength and durability
- Designed to be used in conjunction with the Snap-on® BJP1 kit
- Industrial finish helps protect against corrosion
- Set includes BJP1-38A and BJP1-39A
- Easily removes stubborn ball joints for increased productivity



BJP1RAM1

RKBJP 15 pc Ball Joint/Universal Joint Press Repair Kit

- Includes (1) grease fitting, (1) retaining ring, (11) large snap rings, (1) small snap ring and (1) steel ball



Ball Joint Sockets/Adaptors

S9365B Ball Joint Socket

- For medium-size Chrysler® cars
- 3/4" square drive
- 1-59/64" wrench size; 2" long

S9479A Ball Joint Socket

- For Dodge®/Chrysler® pickups and vans
- 3/4" square drive
- Wrench size is 2-9/64", length is 2"

S9613 Ball Joint Socket

- For use on 4-5B axles found on Dodge®, Ford®, Chevrolet®, GMC® and International® 4-wheel drive trucks
- Adjusts the sleeve in the top of the yoke on the front suspension
- 1/2" square drive, 1" O.D.; 2-1/8" long

BJR1 Ball Joint Socket for Subaru® Vehicles

- Easily removes stubborn ball joints on Subaru® 2003–2006 Baja®, 1998–2010 Forester®, 1993–2010 Impreza®, 1990–2010 Legacy and 2000–2010 Outback® models
- Stay safe dealing with low clearance and heavy corrosion
- Beat the flat rate by doing the job faster and with less effort

BJR2 Ball Joint Socket for Subaru® Vehicles

- Faster, safer ball joint removal for Subaru® vehicles
- Easily removes stubborn ball joints for increased productivity
- 3/4" hex on the pressure screw can be driven by hand or with an impact gun
- Industrial finish helps protect against corrosion
- For use on 2006–2012 Subaru® Tribeca® vehicles

IMDM410 1/2" Drive 12-Point Metric 41 mm Flank Drive® Shallow Impact Socket

- Snap-on® impact sockets are heat-treated to optimize impact service life with a lower hardness than hand sockets and are able to withstand repeated cycling loads of impact wrenches
- Snap-on uses a proprietary blend of special alloy socket steel that provides long life and great strength
- Flank Drive® wrenching system delivers up to 20% more turning power without slipping or rounding while exceeding ANSI® performance standards
- Applications include removal and installation of lower ball joint on 2013 current BMW® 5 Series® and 7 Series® vehicles
- 41 mm, 12-point, 1/2" drive

S7101 3/8" Drive 1-1/4" Ball Joint Nut Adaptor

- For torquing upper ball joint nut on most 2015 and newer Mercedes-Benz® models with double wishbone suspensions
- Low-profile, double-hex torque adaptor for 1-1/4" (31.75 mm) nuts
- 3/8" square drive
- Countersink/Chamfer eliminated for maximum engagement with nut
- Designed to be used with hand tools, heat-treated steel for optimum strength

S7160 3/4" Drive Metric 60 mm Upper Ball Joint Socket

- 60 mm single hex, 3/4" drive to achieve proper torque rating
- Allows use without removal of grease zerk
- Industrial finish helps protect against corrosion

SERVICE TOOLS

Emergency Brake

SIML160 1/2" Drive 6-Point SAE 1/2" Flank Drive® Extra-Deep Impact Socket

- Used to remove or replace fuel tank retaining strap nuts
- Other applications include emergency brake adjustment nuts and stabilizer retainers
- 1/2" square drive; 1/2"; 6-point hex opening
- 5" long

SIML180 1/2" Drive 6-Point SAE 9/16" Flank Drive® Extra-Deep Impact Socket

- Same design as SIML160, except hex size is 9/16"



General Service Tools

YA7970 Hub Clamp Expander (Blue-Point®)

- Designed for hubs, and clamping-style struts and ball joint mounts
- Allows easy removal and installation of struts and ball joints
- Interchangeable spreaders prevent damage to aluminum or cast iron hubs
- Adjustable for use on hubs with a centralized or non-centralized slot
- Allows for on-vehicle repair




YA7970



- Do not strike end if it is chipped or mushroomed.
- Strike squarely, avoid glancing blows.
- Do not use chrome or industrial finish hand tools with power drivers or impact drivers.
- Read Safety Precautions on pages W1–W4

WHEEL ALIGNMENT: SERVICE TOOLS



General Service Tools

GCP10[‡] Grease and Dust Cap Tool

- Tapered jaws of the tool fit behind the crimped edge of the grease cap
- One handle is designed for prying hub caps loose

GAW1290[‡] Wheel Alignment Wrench

- 18-1/2" long for extra leverage
- 21 mm 12-point with special angle and bidirectional offset to access difficult-to-reach bolts
- 24 mm 12-point deep offset for access to guarded bolt heads without the sloppiness of a breaker bar and socket
- 24 mm 12-point deep offset for access to the lock nuts through the socket
- Used on alignment bolts for Audi[®], VW[®], Porsche[®], BMW[®] and MINI[®] vehicles

TC90A[‡] Tailpipe Cutter (Blue-Point[®])

- Handles cutting from 3/4–3-1/2" dia
- 16-link cutter chain is 12" long
- Threaded shaft with crosspiece provides elasticity to help prevent the chain wheels from breaking
- Ideal for cutting the strut assembly to enable servicing of the strut cartridge

TC90A1[‡] Chain Assembly (Blue-Point[®])

- Includes one wheel and one roll pin

B370[‡] Throttle Depressor

- Attach to steering wheel to depress gas pedal
- Innovative design allows for easier fine tuning of the RPMs for cylinder balancing, tune-ups and more
- Fine tuning is done with slide knob to reduce the walking of the rod
- Made in the USA

B240B Brake and Accelerator Pedal Jack (Blue-Point[®])

- Holds throttle at a constant RPM
- Easily adjusts to desired length
- Adjustment screw fine-tunes desired RPM
- Rubber tip keeps the tool firmly positioned
- Overall length of 40" (102 cm)
- Can also be used as a pedal depressor

2420A 20" Pinch Prybar (Blue-Point[®])

- Pinch prybars are used to align, adjust and move material, angled chisel end for extra leverage when prying
- Pinch prybar has a tapered point on one end and a chisel type edge on the other end
- 15/16" edge, 3/4" stock, 20" overall length

YA6510[‡] Bushing Extractor (Blue-Point[®])

- Used on 1994–2001 Acura[®] Integra[®], plus various 1988–2001 Honda[®] vehicles

YA6510-2[‡] Bushing Extractor Adaptor (Blue-Point[®])

- Enables the YA6510 Bushing Extractor to be used on 1990–1993 Integra[®] vehicles

1658C 16" Pinch Prybar (Blue-Point[®])

- Pinch prybars are used to align, adjust and move metal and wood, angled chisel end for extra leverage when prying
- Pinch prybar has a tapered point on one end and a chisel type edge on the other end
- 5/8" edge, 1/2" stock, 16" overall length

2430C 30" Pinch Bar Prybar (Blue-Point[®])

- Tapered point on one end and a chisel type edge on the other
- 7/8" edge, 7/8" stock, 38" overall length

WAGM1A Alignment Tool for GM[®] Vehicles

- Updated drive location allows for increased access away from the vehicle's frame
- 1/2" square drive allows for better leverage
- Robust design and rugged construction for better engagement on the alignment cam

S6229 Steering Rack Spanner Socket

- Allows the steering rack to remain in the vehicle for repairs without using a screwdriver and hammer
- Removes and installs the cylinder end stopper on 2004–2009 Lexus[®] RX330 and RX350[®] vehicles and 2004–2007 Toyota[®] Highlander[®] vehicles
- 3/8" drive and designed specifically for this application; will not mar or damage the cylinder
- Manufactured from special-alloy steel and heat-treated for optimum strength and durability
- Tool is industrial finish but is not impact rated, as it is for hand tool use only

SHOCK ABSORBER

Shock Absorber Sockets



A137

Stock No.	Square Drive, inches	Length, inches	Wrench Oval Diameter, inches	Wrench Oval Width, inches
A137	3/8	29/32	5/16	15/64
A138	3/8	29/32	21/64	15/64
A139	3/8	29/32	5/16	1/4



CC6630



OEEXLM17B



OEEXLM18B



OEEXLM19B

Caster/Camber Tools

Metric combination wrenches. Long handle design for access.

CC6630[†] Caster/Camber Alignment Tool

- Eliminates the need to use the front 21 mm eccentric bolt, which is difficult to access behind a steel shield
- Hook tool on the top A arm and, with locking nut loosened, push or pull for easy caster and camber adjustment
- Saves about 15 minutes per side

OEEXLM17B 17 mm 12-Point Metric Flank Drive[®] Long Combination Wrench

- A continuous arc design distributes stress over the entire wrench opening radius for greater strength
- Forged steel and heat treat hardness provides a superior wrench with the proper strength and durability while reducing wear and breakage
- 7.5° offset broaching allows the user to flip the box end over to obtain a more advantageous grip on a fastener for restricted clearance areas

OEEXLM18B 18 mm 12-Point Metric Flank Drive[®] Long Combination Wrench

OEEXLM19B 19 mm 12-Point Metric Flank Drive[®] Long Combination Wrench

WHEEL ALIGNMENT: TIE ROD



WA12A



WA13A



WA16



WA17



WW500



WW600



YA2218



YA2222



YA2223



YA2224

Tie Rod Adjusting Tools

WA12A Tie Rod Adjusting Tool

- For large cars and light trucks
- 1/2" square drive; 3-3/4" long

WA13A 1/2" Square Drive Tie Rod Adjusting Tool

- For compact and medium cars
- 3-3/4" long

WA16 1/2" Square Drive Tie Rod Adjusting Tool

- For large trucks
- 4-7/64" long

WA17 1/2" Square Drive Tie Rod Adjusting Tool

- Designed to permit 360° rotation of the adjusting sleeve, even in tight quarters
- Used on 1-7/8" sleeves on full-size 3/4- and 1-ton pickups, including Ford[®] Super-Duty[®]
- For use with a 1/2" square drive ratchet or breaker bar
- Chrome finish
- 4-3/4" long

WW500 Rack Wrench (Blue-Point[®])

- Used on steering racks to service the inner tie rod ends
- Fits the rack end with a hex drive, a round with two drive flats or a round with no drive flats
- Universal fit from 33–41 mm (1-15/16–1-9/16")
- Hex sizes from 31–35 mm (1-1/4–1-3/8") and 19 mm (3/4") hex drive
- Clamp force increases as load is applied

WW600 Heavy-Duty Rack Wrench (Blue-Point[®])

- New larger size provides added coverage for domestic and import trucks and SUVs
- Suits multiple rack ends and sizes (hex drive, round with two flats, round with no flats)
- Fixed position rings provide added strength
- Patented cam design increases force as load is applied
- Universal design suits rack end diameters from 1-1/2–1-7/8" (38–46 mm)
- Used on vehicles with limited access to avoid the need to remove the rack assembly
- Expands upon the already available WW500, which does 33–41 mm (1-5/16–1-9/16") tie rods

YA2218[†] Tie Rod Adjusting Wrench (Blue-Point[®])

- For US and import vehicles with rack-and-pinion steering using tie rods or 17.0–18.5 mm hex gripping section
- Spring-loaded jaws and comfort-grip handle

YA2222[†] Tie Rod Adjusting Wrench (Blue-Point[®])

- For US and import vehicles with rack-and-pinion steering using tie rods with knurled or 12 mm hex gripping sections
- Spring-loaded jaws and comfort-grip handle
- 10-1/2" long

YA2223[†] Tie Rod Adjusting Wrench

- For rack-and-pinion steering using 14–15.5 mm tie rods
- Spring-loaded jaws and comfort-grip handle
- Applications include 1995–later Dodge[®] Dakota[®] and Caravan[®], 1998–later Dodge[®] Durango[®], Dodge[®] Viper[®] and most 1999–later GM[®] 1/2-, 3/4- and 1-ton trucks

YA2224[†] Tie Rod Adjusting Wrench (Blue-Point[®])

- Similar in design to the YA2222 but for 10.5–12 mm diameter tie rods, such as those found on Ford[®] Escort, GM[®] Geo, and smaller Nissan[®] vehicles with rack-and-pinion steering
- Spring-loaded jaws and comfort-grip handles
- 9-1/2" long



- Do not use "cheater bars" on prybars.
- Do not use chrome or industrial finish hand tools with power drivers or impact drivers.
- †These products can expose you to chemicals which are known to the state of California to cause cancer and reproductive harm. See pages P1–P2 for details.
- Read Safety Precautions on pages W1–W4

WHEEL ALIGNMENT: TIE ROD



YA3000E



WA14A



WA15



WA800



ITRS22

Tie Rod Removal/Installation Tools

YA3000E Inner Tie Rod Tool (Blue-Point®)

- Newly designed tube is both longer and has a larger opening to accommodate some light truck and SUV applications
- Includes the most complete selection of crowfoot adaptors in 1-3/16, 1-1/4, 1-5/16, 1-3/8, 1-7/16, 1-1/2", 29, 32.5, 33.6, 38.4, 40 and 42 mm sizes
- Crowfoot adaptors are placed on the hex of tie rod to engage the crowfoot for removal or installation of the tie rod without removing the rack
- Works on inner tie rods with inaccessible wrench flats

WA14A Tie Rod End Socket

- For removing tie rod ends
- U-shaped opening measures 1-3/8 x 3/4"
- For use with 1/2" square drive handles
- 1-15/16" I.D.; 2-1/4" long
- Fits most cars and some trucks

WA15 Tie Rod End Socket

- Similar to WA14A
- For tie rod servicing on most trucks in the Class 2–6 range
- U-shaped opening measures 1-7/8 x 15/16"
- For use with 1/2" square drive handles
- 2-1/2" ID, 2-7/8" long

WA800 Heavy-Duty Truck Tie Rod Socket (Blue-Point®)

- For use on most Class 7 and 8 heavy-duty trucks with 9,000–20,000 lb axles
- U-shaped slot measures 1-7/8 x 1-1/2"
- 3" inside dia.; 3-1/2" overall length

ITRS22 Tie Rod Bushing Socket

- Used to access the inner tie rod bushings on Chrysler® LHS®/Concorde and Dodge® 300M/Intrepid® featuring the LH body style
- Low-profile design provides easy access to remove or install the 7/8" or 22 mm hex head bolts that attach the inner tie rod bushing to the rack-and-pinion assembly
- A conventional socket cannot be used in this application

STRUT



MSC1



MSC2



MSCS1000



WA92

MacPherson/Coil Spring Compressors

MSC1[†] Master MacPherson Strut Tool (Blue-Point®)

- Designed to quickly and easily compress most MacPherson strut springs
- Compresses up to 5/8" coil diameter
- Broad spring contact for stable compression
- ACME threaded rod and built-in detent latches to help lock the coil in place
- Forged construction for strength and durability

MSC2[‡] Coil Spring Compressor (Blue-Point®)

- Removes and installs coil springs quickly and safely
- Compresses coil springs on all passenger cars and pickup trucks
- Features an ACME threaded rod
- Includes an instructional card

MSCS1000[‡] Master Spring Compressor Set (Blue-Point®)

- Includes MSC1 and MSC2 in a storage case

WA92 Coil Spring Compressor

- Holds the coil spring at the desired tension for removal of other parts
- 11" screw
- Liberally lubricate threads with anti-seize compound



WA7500



SSV1



SSV1-1



SSV1-2

Strut Tools

WA7500 Strut Cartridge Tool for GM® Vehicles (Blue-Point®)

- Replaces strut cartridge through the body shock tower on GM® 10 Series (W Car) vehicles
- Applications include 1988–later Pontiac® Grand Prix®; Oldsmobile Cutlass; Buick® Regal®; 1989–later Chevrolet® Lumina

Strut Sockets

SSV1 2 pc 1/2" Drive Strut Socket Kit

- Used to remove and install strut nuts on various Volvo® models
- Manufactured from special steel with a higher alloy content
- Industrial finish helps protect against corrosion
- Precision machined and heat-treated for optimum strength and durability
- Includes SSV1-1 and SSV1-2 Strut Sockets

SSV1-1 1/2" Drive Volvo® Strut Socket

- For use with SSV1-2 to remove and install strut nuts on various Volvo® models

SSV1-2 1" Hex Drive Volvo® Strut Socket

- For use with SSV1-1 to remove and install strut nuts on various Volvo® models

Slide Hammers and Shafts

CJ1250[‡] Slide Hammer, 12 lb, 5/8"-18 Thread (Blue-Point®)

- Designed to pull rear axles
- Slide hammer is approximately 25-1/4" long with a 5/8"-18 thread
- Can be used with the YA498A Hub Puller



CJ1250

CJ1300[‡] Heavy-Duty Hub/Rotor Puller (Blue-Point®)

- Heavy-duty 1" shaft is designed for tough pulling jobs such as hubs, rotors and axles
- Slide hammer is approximately 28-1/2" long with a 5/8"-18 threaded hex bolt, which allows the end user to bolt the pulling adaptors to the end of the shaft, locking it in place and taking much of the stress off the threads
- 10 lb hammer



CJ1300

Wheel Hub Removal Adaptors

DHP1 Wheel Hub Removal Adaptor for Dodge® Vehicles

- Designed to remove the front hubs found on 3/4-ton (2500 Series) and 1-ton (3500 Series) Dodge® pickup trucks
- Cuts the flat rate for changing out U-joints, front differential service, ball joints and any front hub service
- On average it takes 3.4 hours to do both sides using a sledge hammer, torch or heavy-duty slide hammer—with the DHP1, it takes about one hour to do both sides
- No broken rotors when using a sledge hammer
- No heavy slide hammers to use
- Wheel bearing and seal will not get damaged when using a torch on a stuck hub



DHP1

S6550 T50 TORX® Bit

- Enlarged shank diameter to reduce angular deflection (twisting), and create a stronger bit for work on Transit hub assemblies
- Extended 4.6" length for hard-to-reach fasteners
- 12 mm hex end for use with socket or wrench for optimum positioning and to assist in starting the bolts for installation
- Ball and spring retention keeps sockets secure



S6550

S6555 T55 TORX® Bit

- Reduced shank diameter to clear the ABS Tone Ring on AWD models and still engage bolt heads
- Extended length for hard-to-reach bolts
- 12 mm hex end for use with socket or wrench for optimum positioning
- Ball and spring retention keeps sockets secure



S6555

S6560 T60 TORX® 9/16" Hex Shank Bit

- Small diameter shaft can clear ABS tone ring and still engage bolt heads
- Ball-and-spring retention keeps sockets secure
- TORX® T60 with 9/16" hex on other end for use with a socket or wrench
- Can be used with other sockets for optimum positioning
- Rated for use with an impact tool



S6560

Wheel/Axle Hub Pullers

CJ129A[‡] Universal Wheel Hub Puller (Blue-Point®)

- Removes the front wheel/axle assembly on all front wheel drive Ford®, GM®, Chrysler® and most imported cars
- Also used to remove the rear brake drums on tapered axles, such as those found on AMC and Chrysler® vehicles
- Removable anvil fits over a 1-1/8" hex on the pressure screw
- Includes adjustable legs



CJ129A

YA498A Front Wheel Drive Hub Puller (Blue-Point®)

- For most US and import vehicles with independent front suspension
- 5/8"-18 x 5-1/2" pressure screw size



YA498A

- Do not use "cheater bars" on handles.
 - Do not use chrome or industrial finish hand tools with power drivers or impact drivers..
 - Coil springs contain high energy and exert large forces when compressed; assure that jaws are securely engaged with proper coils.
 - Keep your body away from springs when compressed.
 - Screen the puller application.
 - Inspect the puller; do not use damaged parts.
 - Use proper type and size puller for the job.
- ‡These products can expose you to chemicals which are known to the state of California to cause cancer and reproductive harm. See pages P1-P2 for details.
- Read Safety Precautions on pages W1-W4



DRIVE LINE: DIFFERENTIAL



M3548A



M3586



M3587



IMDM360



A176



S6436

Differential Service Tools

Stock No.	Size, inches	Drive Size, inches	O.D. Wrench End, inches (mm)	O.D. Drive End, inches (mm)	Bolt Clearance, inches (mm)	Hex Depth, inches (mm)	Overall Length, inches (mm)
M3548A	2-3/4	3/4	3-9/16 (90.4)	1-3/4 (44.4)	2-5/16 (59)	1-7/32 (31)	3-3/4 (95.2)
M3586	1-7/8	3/4	2-3/8 (60.3)	1-3/4 (44.4)	2 (51)	1-1/8 (29)	2-3/4
M3587	—	3/4	2 (50.8)	1-3/4 (44.4)	1-9/16 (40)	1 (25)	2-1/4
IMDM360	36 mm	1/2	2 (50.8)	1-13/16 (46)	1-5/8 (41)	7/8 (22.2)	(57.2)

ASME®/ANSI® B107.33M

M3548A Diesel Pinion Nut Impact Socket

- For use on pinion nuts only

M3586 Pinion Nut Impact Socket

- Used to remove the pinion nut on Dana® 80 Series axles on late model Ford® and Dodge® trucks
- Designed to handle the specific application

M3587 Pinion Nut Impact Socket

- Used to remove the pinion nut on 2005 Cadillac® CTS®, 2003 GM® and 2004 Dodge® trucks with 11.5" AAM axles
- Additional applications include the removal of late-model BMW® axle shafts, plus BMW® E38, E39, M3 and SUVs with 36 mm 12-point axle nuts
- Designed to handle the specific application

A176 Differential Adjusting Wrench

- For most differentials where 9/32" and 17/32" adjustment nuts are found
- Useful on transmissions, steering gears and some water pumps where an adjustable spanner wrench is required
- 10" long

S6436 3/4" Drive Metric 36 mm Deep Impact Socket

- Manufactured from special steel with a higher alloy content
- Industrial finish helps protect against corrosion
- Precision machined and heat-treated for optimum strength and durability

IMDM360 1/2" Drive 12-Point Metric 36 mm Flank Drive® Shallow Impact Socket

- Snap-on® impact sockets are heat-treated to optimize impact service life with a lower hardness than hand sockets and are able to withstand repeated cycling loads of impact wrenches
- Snap-on uses a proprietary blend of special alloy socket steel that provides long life and great strength
- Flank Drive® wrenching system delivers up to 20% more turning power without slipping or rounding while exceeding ANSI® performance standards
- Applications include the removal and installation of Duramax® Diesel front crankshaft bolt, late-model BMW® axle shafts, and 2003 GM® and 2004 Dodge® pinion nuts on trucks with 11.5 AAM axles

DRIVE LINE: FRONT WHEEL DRIVE TOOLS



YA3050



YA3080



YA3085

CV Boot and Joint Tools

YA3050 Boot Clamp Pliers (Blue-Point®)

- For earless-type clamps, including those found on late-model GM® inboard CV universal joints

YA3080 Boot Clamp Pliers (Blue-Point®)

- For ear-type clamps
- Sturdy enough for ear-type clamps, including late-model GM® outboard CV universal joints

YA3085 Boot Banding Tool (Blue-Point®)

- For reinstallation of BAND-IT® or BAND-IT Jr.® boot bands



S6400



S6800

Hub Lock Nut Sockets

S6400 4-Pin Hub Lock Nut Socket - 1/2"

- Socket required for repair and replacement of the wheel bearing on Dana® 30 and 44 axles commonly found in the Ford® Bronco®, Bronco®2, Chevrolet® Blazer®, Ford F-100®, F-150® and F-250®

S6800 8-Pin Hub Lock Nut Socket - 1/2"

- Socket required for repair and replacement of the front hub lock nut on Toyota® trucks (2WD) 2007 and newer

Special Application Axle Nut Sockets (inches)

S6804 1/2" Drive Axle Hub Impact Socket

- For the removal and installation of axle hub bearing retaining nuts on 2011–current GM® trucks with 11.5" rear axles
- Snap-on® impact sockets are heat-treated to optimize impact service life with a lower hardness than hand sockets and are able to withstand repeated cycling loads of impact wrenches
- Snap-on® uses a proprietary blend of a special alloy socket steel that provides long life and great strength
- Tool is similar to Kent-Moore® part number CH50636

S6806 6-Pin Axle Nut Socket

- Special geometry is incorporated into the socket to remove and tighten axle nuts
- Manufactured from special steel with a higher alloy content
- Designed to assist in the removal and installation of older-style (2000–2011) axle nuts from Dodge® 2500 and 3500, and GM® trucks with 11.5" rear axles
- Precision machined and heat-treated for optimum strength and durability



S6804



S6806



CVBOOTKIT

CVBOOTLG

CVBOOTRP

CV Boot and Joint Tools

- CV boots fit 98% of autos, 4 x 4 and utility vehicles
- CV boots are easily trimmed to length to help reduce the number of boots needed on hand
- All boots are made from a patented rubber material with a high elasticity tolerance to heat and cold
- Install CV boots quickly and easily with a pneumatic installer (optional)

CVBOOTKIT Complete CV Boot Replacement Kit (Blue-Point®)

- Includes (6) small CV boots, (4) large CV boots, (2) rack-and-pinion boots, stainless steel clamps and grease

CVBOOTLG Large CV Boot (Blue-Point®)

- Fits most cars and SUVs with large CV boots
- Includes a boot, clamps and grease

CVBOOTLGPK Large CV Boot Kit (Blue-Point®)

- Includes (12) CVBOOTLG

CVBOOTRP Universal Rack and Pinion Kit (Blue-Point®)

- Fits rack-and-pinion boots on most cars
- Includes a boot, clamps and grease

CVBOOTSM Small CV Boot (Blue-Point®)

- Fits most cars and SUVs with small CV boots
- Includes a boot, clamps and grease

CVBOOTSMPK Small CV Boot Kit (Blue-Point®)

- Includes (12) CVBOOTSM
- CV boots fit 98% of autos, 4 x 4 and utility vehicles
- CV boots are easily trimmed to length to help reduce the number of boots needed on hand
- All boots are made from a patented rubber material with a high elasticity tolerance to heat and cold
- Installs CV boots quickly and easily with the CVBOOT2 Pneumatic Installer (optional)

CVBOOTXSPK ATV Flexx CV Boot Kit (Blue-Point®)

- Includes (12) CVBOOTXS

CVBOOTXS ATV Flexx CV Boot (Blue-Point®)

- Fits most ATV boot applications
- Includes boot, clamps and grease

CVJ85 CV Joint Driver, 16 mm x 1.5

- Driver works with standard air hammers—8-3/4" long with M16 x 1.5 threads
- Saves approximately 15 minutes when removing CV joints located in tight spaces
- Quickly and easily removes the splined CV joint and stub axle assembly from the hub on front-wheel drive vehicles
- Heat treated forged alloy steel for strength and durability



CVJ85

Ball Hex/Long, mm, Chrome (3/8")

FABLM8E 3/8" Drive Metric 8 mm Long Ball Hex Socket Driver

- Includes FABLM4E–FABLM10E (4–10 mm) in a plastic storage tray
- Extra-long bit length provides increased reach in limited-access spaces
- Ball-end of bit makes it easier to insert bit into fastener, especially in blind access application

- Sockets are manufactured from special alloy steel that provides long life and great strength
- Nickel-chrome plating helps protect against corrosion and makes it easy to wipe socket clean
- 8 mm hex; 3/8" drive
- For 1978–later Dodge® Omni and Plymouth® Horizon standard transmission drive axle flange bolts



FABLM8E



- Wear safety goggles (user and bystanders).
- Do not use chrome or industrial finish hand tools with power drivers or impact drivers.
- Read Safety Precautions on pages W1–W4

DRIVE LINE: TRANSMISSION



YA2340



YA7244A



FIH9057B



FOS1



LDT3812



LDTM3812



SLEPL200



S5902



XLE1012A

Transmission Service Tools

YA2340 Sealing Cap Set (Blue-Point®)

- Retains transmission fluid by sealing the transmission and transaxles when the drive shaft or drive axle is removed on most US and import vehicles
- Side gear centering for Ford® transaxles
- Five caps cover a range of 1-2-3/16" (25.4-55.37 mm)
- Segmented design prevents caps from slipping

YA7244A Quick-Connect/Disconnect Tool

- For late-model Ford® vehicles using push lock connectors on transmission cooler lines, as well as on fuel lines
- 1-1/4" dia.

FIH9057B Transmission Line Quick-Disconnect Tool

- For 3/8" O.D. and 1/2" O.D. transmission and fuel lines on certain Ford® and Cadillac® models
- Constructed from a durable 30% glass-filled nylon allows more pressure to be applied and delivers a longer tool life than plastic units
- Compact design allows access in tight quarters

FOS1 Transmission Output Shift Socket

- Four pin socket designed to remove the transmission output shaft retaining nut on Ford® 5R100 automatic transmissions
- Tool needed when doing transmission service such as removing and replacing transmission seals
- Manufactured from special alloy steel
- Precision machined and heat-treated for optimum strength and durability

LDT3812 Transmission Oil Cooler Line Disconnect Tool (Blue-Point®)

- Two sizes (3/8 and 1/2") are designed to disconnect transmission cooler lines
- 3/8" for use on 2003-later Ford® V8 Explorer®, 2004-later Ford® F-150® and Cadillac® vehicles
- 1/2" for use on Ford® F-250®/F-350®/F-450® Super Duty® trucks

LDTM3812 Transmission Oil Cooler Line Tool, 3/8" x 1/2"

- Easily handles Ford® truck and Cadillac® transmission oil lines
- Tool is manufactured of metal and is available in two sizes 3/8" and 1/2"
- Tip is specially stepped to fit connector
- Simply push the line toward the connector, then engage tool and pull line from connector

S5902 Oil/Transmission Plug Box End 17 mm, 6-Point, 12-Point Wrench

- Box ends are 17 mm, 6-point and 21 mm, 12-point
- Designed for VW® transmission drain plugs
- 258 mm long

XLE1012A E10-E12 TORX® Long 10° Offset Box Wrench

- Box end TORX® sizes are E10 and E12
- Drive shaft must be removed when towing 1980 Chevrolet® Corvette® and 1/2-, 3/4- and 1-ton GMC® and Chevrolet® trucks
- Designed to access drive line fasteners
- Also services AMC drive lines
- SLEPL200 1/2" Drive 20EPL TORX Plus® with Countersink Socket
- SLEPL Series of TORX Plus® sockets with a shallow countersink are designed for use on external TORX Plus® low-profile head fasteners so the user can fully engage the fastener head
- For removal and installation of low-profile drive plate and flywheel bolts on QR25 Nissan® motors with automatic transmissions
- Similar to the J-45816 Nissan® specialty tool



CRC1



SHRM27



TUAM4E



VCS20

Transmission Service Tools

CRC1 1/2" Drive Chrysler® Rear Carrier Socket

- Used to turn/adjust the differential bearing adjuster within the differential on Chrysler®/Dodge® 7-1/4", 8-1/4" and 9-1/4" rear ends
- Tool is made of a flat steel piece with a 1-1/4" exterior hex and 1/2" square drive
- Circular step to prevent the tool from going through the adjuster
- Small size for easy access and storage

SHRM27 1/2" Drive 27 mm External Hex

- Special alloy steel provides the highest match of strength and durability
- Nickel-chrome plating provides corrosion resistance
- Overall length is 1-1/2" (38.1 mm)

TUAM4E 1/4" Drive Metric 4 mm Stubby Universal Hex Bit Socket

- Laser welded pivot provides added strength without adding bulk to the tool for greater accessibility

- Nickel-chrome alloy finish resists against rust and corrosion
- Manufactured from the highest quality proprietary steel, providing optimum strength and durability

VCS20 I-Shift Clocking Wrench

- Allows faster installation; no need to hand-spin the input shaft to the correct orientation
- Manufactured in the USA
- Precision machined from alloy steel
- Industrial finish helps protect against corrosion



EEPV508

Low-Profile Hex Sockets

EEPV508[†] Automatic Transmission and Engine Pressure Set

- Includes (2) gauge assemblies for high-pressure (500 PSI) and low-pressure (100 PSI) ranges, adaptors to test a wide variety of automatic transmissions, a comprehensive instruction manual with an applications table and a storage case

- (4) special fittings are also included for connection to hard-to-reach test ports in areas requiring a 45° or 90° angle
- High-pressure gauge assembly includes a 3.5" dia. gauge
- 10' flexible hose with fluid coupler
- 6' flexible hose with fluid coupler
- Technical Support: 855-779-8880



207FHRM

SHRM19

Set Contains:

207FHRM

Low-Profile Hex Sockets

Stock No.	Drive Size, inches	External Hex, mm	Length, inches (mm)	
FHRM7	3/8	7	1 (25.4)	•
FHRM8	3/8	8	1 (25.4)	•
FHRM10	3/8	10	1 (25.4)	•
FHRM12	3/8	12	1 (25.4)	•
FHRM13	3/8	13	1 (25.4)	•
FHRM14	3/8	14	1 (25.4)	•
CPT110A	3/8	17	1 (25.4)	•
SHRM19	1/2	19	1-1/4 (32)	

207FHRM 7 pc 3/8" Drive 6-Point Metric Low-Profile Socket Set

- Includes (7) low-profile sockets (7, 8, 10, 12, 13, 14 and 17 mm)

General Service Tools

CPT110A 3/8" Drive 6-Point Metric 17 mm VW® Transmission Drain Plug Socket

- For use on VW® transmission drain plugs
- Additional applications include removing the front wheels on Triumph® Daytona® and America motorcycles



CPT110A

Bushing/Oil Seal Pullers and Drivers

- Designed to easily remove or replace transmission rear extension housing bushings and oil seals on most Ford®, GM®, Chrysler® and AMC automatic transmissions

Stock No.	Type	O.D., inches	Depth, inches (mm)	Application
S8673C1	Driver	—	1-15/16 (49)	Ford® C-4 Series, GM® 200/350/375 Series
S8673B3	Seal Installer	2-3/4	1-15/16 (49)	Ford® C-4 Series, GM® 200/350/375 Series



S8673C1



S8673B3

Seal/Bushing Installers and Removers

YA9648[†] Removal/Installation Tool (Blue-Point®)

- Applications on 1996 and later GM® trucks and Astro vans with 4L60E and 4L80E transmissions




YA9648



- Read and follow safety messages in Instructions.
- Do not use chrome or industrial finish hand tools with impact drivers or impact drivers.
- Wear safety goggles (user and bystanders).
- †These products can expose you to chemicals which are known to the state of California to cause cancer and reproductive harm. See pages P1-P2 for details.
- Read Safety Precautions on pages W1-W4

DRIVE LINE: TRANSMISSION



Snap Ring Pliers

- Parallel jaw lock-ring pliers (high leverage) for easy locking removal/installation
- Cushion grips offer comfort while resisting transmission fluids
- Natural steel finish with a tough, protective clear coating to prevent corrosion

SRP1C Snap Ring Pliers

- 90° angle serrated jaws (for GM® transmission output shaft)
- 3/32" tip width; 1/16" tip thickness
- 8-15/16" long

SRP2A Snap Ring Pliers

- 3/32" wide ends with 1/8" dia.
- Jaws are angled at 90° dimple for snap rings with tabs
- 8-7/8" long
- ASME®/ANSI® B107.19-1993
- Parallel jaw lock-ring pliers (high leverage) for easy lock-ring removal/installation
- Cushion grips offer comfort while resisting transmission fluids
- Natural steel finish with a tough protective clear coating to prevent corrosion

SRP3A Snap Ring Pliers

- 3/32" wide straight tips and 1/16" thick ends
- 8-7/8" long
- ASME®/ANSI® B107.19-1993
- Parallel jaw lock-ring pliers (high leverage) for easy lock-ring removal/installation
- Natural steel finish with a tough protective clear coating to prevent corrosion
- Cushion grips offer comfort while resisting transmission fluids

SRP4 Snap Ring Pliers

- 3/32" wide ends with a 1/8" dia. dimple for snap rings with tabs
- Jaws are bent at a 90° angle
- 14" long

SRP5C Snap Ring Pliers

- Straight, non-serrated tip with dimples for lock-rings with tabs
- Seven pivot points create compound high-leverage for easy lock-ring expansion
- Jaws always remain parallel
- 1/4" tip width; 1/8" tip thickness; 10/18" long

PR15[†] External Snap Ring Pliers (Blue-Point®)

- Wide 1/16" tips are angled at 90°
- 8-3/4" long

PR16[†] External Snap Ring Pliers (Blue-Point®)

- Wide 3/16" notched tips
- 8-3/4" long

SRP1B Snap Ring Pliers

- For output shaft on GM® transmissions
- Serrated jaws bent at a 90° angle
- 1/16" wide tip
- 8-15/16" long
- Parallel jaw lock-ring pliers (high leverage) for easy lock-ring removal/installation
- Cushion grips offer comfort while resisting transmission fluids
- Natural steel finish with a tough protective clear coating to prevent corrosion

SRP2B Snap Ring Pliers

- 90° angle serrated jaws with dimples for lock rings with tabs
- 3/32" angle tip width and 1/8" tip thickness
- 8-7/8" long
- Parallel jaw lock-ring pliers (high leverage) for easy lock-ring removal/installation
- Natural steel finish with a tough protective clear coating to prevent corrosion
- Cushion grips offer comfort while resisting transmission fluids

SRP3B Snap Ring Pliers

- Straight tip serrated jaws
- 3/32" wide tip; 8-7/8" long

SRP400B 4 pc Snap Ring Pliers Set

- Includes SRP1C, SRP2B, SRP3B, and SRP5B Snap Ring Pliers in a storage tray

Universal Joint Tools

UJP1 Universal Joint Press Set

- Press frame features a large throat and vise mount capability for U-joint applications
- Locking cup design holds the cup in place
- Large, coarse thread pressure screw for extra strength and maximum force
- Grease Zerk fitting for smooth screw action
- Includes an application chart and includes a storage case



UJP1

CLUTCH



A144A

A145

A37M

HD1450

SP2031A

YA7646

Clutch Service Tools

A144A Flywheel Turner

- Used when replacing the clutch pressure plate
- Turns the flywheel to a predetermined point that might be bypassed when bumping with the starter
- 12-1/8" long

A145 Clutch Aligner Set

- Smaller companion to the A37M
- Includes (5) double-ended collets ranging in size from .578-.810"

A37M Clutch Aligner Set

- For vehicles with standard transmissions, including many import cars
- Allows quick aligning for the complete range of single-disc clutches; includes (16) collet sizes ranging from 0.465-1.181"
- Packaged in a PB21 Storage Case

HD1450[†] Motorcycle Clutch Adjustment Tool

- Features a window in the socket so the technician can see the position of the hex while holding the adjustment screw as the jam nut is tightened
- Unique handle pivots from one side to the other, ensuring the window is always visible
- All-in-one tool, no fumbling with two separate pieces to reach a recessed adjuster

SP2031A[†] Pilot Bearing Puller (Blue-Point®)

- Attaches to slide hammer shafts with 3/4"-16 or 5/8"-18 threads
- Pressure screw adaptor is made of stress-resistant steel
- Industrial finish

YA7646 Clutch Coupling Tool for Ford® Vehicles (Blue-Point®)

- Reaches and disconnects the hydraulic clutch line from the clutch slave cylinder without damage to the coupling or clutch line
- Same as Ford® No. T88T-70522-A



[†]These products can expose you to chemicals which are known to the state of California to cause cancer and reproductive harm. See pages P1-P2 for details.
• Read Safety Precautions on pages W1-W4

LIFTING: SERVICE JACKS

Lightweight Aluminum Service Jacks

FJ175[†] 1.75-Ton Aluminum High-Performance Jack



FJ175

- Low 3.4" height fits easily under a variety of vehicles
- 18" maximum lifting height
- Rated at 3,500 lb lifting capacity for a variety of jobs
- Lightweight aluminum design is portable and moves across the floor effortlessly
- Premium hydraulic pump and aircraft-grade aluminum chassis components
- Greater lift height per handle pump stroke than most other jacks
- Rear caster assemblies feature needle thrust bearings for high load capacity
- Professional one-piece handle design with diamond knurling for improved grip
- Single front roller allows for access in narrow areas
- High-performance hydraulic oil for extreme temperature stability and reduced wear
- Grease fittings in the yoke and lift arm pivots for increased longevity
- Three year warranty on manufacturing defects
- Meets ASME[®]/PASE[®] (2014)
- Engineered, designed and manufactured by Snap-on[®] in Elkmont, Alabama

Specifications	FJ175 [†]
Capacity, lb (kg)	3,500 (1,588)
Low Height, inches (mm)	3.42 (86.7)
Max Lifting Height, inches (mm)	18 (457)
Saddle Size, Diameter, inches (mm)	4.55 (116)
Ground Clearance, inches (mm)	0.22 (5.59)
Chassis Length, inches (mm)	24.9 (632)
Overall Width at Front Roller, inches (mm)	6.74 (171)
Overall Width at Rear Casters, inches (mm)	12.6 (320)
Handle Length, inches (mm)	47.8 (1,214)

Specifications	FJ175 [†]
Front Roller Diameter, inches (mm)	1.95 (49.5)
Front Roller Width, inches (mm)	5.50 (140)
Caster Wheel Diameter, inches (mm)	1.68 (42.7)
Pump Strokes to Reach Max Lifting Height (No Load)	10-12
Hydraulic Oil	Snap-on [®] High Performance
Weight, lb (kg)	47 (21.3)
Shipping Weight, lb (kg)	50.5 (22.9)

Technical Support and Service: 877-762-7664 (US); 866-824-0524 (Canada)

Short Chassis Service Jacks

- Lift arm is contoured to allow clearance with the vehicle's rocker panel
- Premium U-Cup seals on pumps and ram pistons for long life
- Professional one-piece handle design
- Special high-performance hydraulic oil for extreme temperatures and reduced wear
- Internal filtration with a magnet in the pump reservoir to maintain oil cleanliness
- Powder-coated finish for durability
- Dual-pump pistons for speed to reach service height quickly
- Grease fittings in the front wheels and yoke pivot
- Removable saddle with a rubber pad
- Front wheels have a nut and shoulder design for positive retention
- Meets ASME[®] PASE-2014



FJ200



FJ300



FJ400

Specifications	FJ200	FJ300	FJ400
Capacity, lb (kg)	4,000 (1,814)	6,000 (2,721)	8,000 (3,629)
Low Height, inches (mm)	3-1/2 (89)	3-13/16 (97)	4-3/16 (106)
Max Lifting Height, inches (mm)	23 (584)	23-3/8 (594)	24-1/2 (622)
Saddle size, inches (mm)	5-7/32 x 5-7/32 (132 x 132)	5-7/32 x 5-7/32 (132 x 132)	5-7/32 x 5-7/32 (132 x 132)
Ground Clearance, inches (mm)	9/16 (14)	9/16 (14)	21/32 (17)
Chassis Length, inches (mm)	31 (787)	31 (787)	32-1/2 (826)
Overall Width (at front wheels), inches (mm)	11-1/4 (286)	11-1/4 (286)	11-1/2 (292)
Overall Width (at rear casters), inches (mm)	14-1/2 (368)	14-13/16 (376)	15 (381)
Body Width, inches (mm)	7-1/8 (180)	7-1/8 (180)	7-1/8 (180)
Handle Length, inches (mm)	47-3/16 (1,201)	47-3/16 (1,201)	47-3/16 (1,201)
Side Plate Thickness, inches (mm)	15/64 (6.0)	17/64 (6.7)	9/32 (7.0)
Front Wheel Diameter, inches (mm)	3-5/16 (84)	3-11/16 (94)	3-7/8 (99)
Front Wheel Width, inches (mm)	2 (51)	2 (51)	2 (51)
Axle Diameter, inches (mm)	25/32 (20)	25/32 (20)	1 (25)
Caster Wheel Diameter, inches (mm)	2-19/32 (66)	2-19/32 (66)	2-19/32 (66)
Saddle Raise Height (one pump, no load), inches (mm)	10-11/16 (272)	9-13/32 (239)	8-1/2 (216)
Weight, lb (kg)	101.0 (45.8)	110.8 (50.3)	128.0 (58.1)
Shipping Weight, lb (kg)	103.5 (46.9)	122.0 (55.3)	135.8 (61.6)

Technical Support and Service: 877-762-7664 (US); 866-824-0524 (Canada)



TJ100



TJA100

Under-Hoist Transmission Jacks

- 1,000 lb capacity rating
- 75" maximum height to access a wide variety of transmissions and transfer cases
- Low 35" height for ease of lifting the transmission off of the saddle
- Adjustable ratcheting arm saddle design adapts to virtually any configuration of FWD, RWD and 4-wheel drive transfer case
- Saddle tilt adjusters have ball-bearing thrust washers for ease of adjustment under load
- Heavy-duty wide and stable base configuration is 36 x 36" total width
- (4) 5" polyurethane swivel casters; (2) in each locking style
- Premium seals on pump and ram pistons for long life
- Special high-performance hydraulic oil for extreme temperatures and reduced wear
- Cambuckle tie-down strap is included to secure a load
- ASME® PASE-2014 compliant
- Fully assembled and tested in the USA, product of China

Specifications	TJ100*	TJA100
Capacity, lb (kg)	1,000 (454)	1,000 (454)
Minimum Height To Saddle Plate, inches (mm)	35 (889)	35 (889)
Maximum Height To Saddle Plate, inches (mm)	75 (1,905)	75 (1,905)
Number of Pumps to Reach Maximum Height	72	31
Saddle Finger Width Range, inches (mm)	14.8–23.3 (376–592)	14.8–23.3 (376–592)
Saddle Finger Height Range, inches (mm)	1.0–6.3 (25–160)	1.0–6.3 (25–160)
Saddle Finger Locked Angle Positions, degrees	50/70/90	50/70/90
Saddle Tilt Angle (side to side), degrees	± 10	± 10
Saddle Tilt Angle (fore/aft), degrees	± 30/40	± 30/40
Base Size, inches (mm)	36 x 36 (914 x 914)	36 x 36 (914 x 914)
Caster Wheel Diameter, inches (mm)	5 (127)	5 (127)
Tie-Down Strap Width x Length, inches (mm)	1 x 65 (25 x 1,651)	1 x 65 (25 x 1,651)
Hydraulic Oil	Snap-on® High-Performance	Snap-on® High-Performance
Net Weight, lb (Kg)	198 (90)	202 (92)
Shipping Weight, lb (kg)	241 (109)	245 (111)

* Max load capacity reduced beyond +/10°

TJ100 1/2-Ton Telescopic Hydraulic Transmission Jack

- Dual-stage hydraulic ram
- Saddle is raised and lowered with hands-free foot pedals

TJA100 1/2-Ton Telescopic Air/Hydraulic Transmission Jack

- Air-assisted dual hydraulic ram
- First stage air-assisted motion is raised and lowered by foot pedals; second stage motion uses a hand lever with a knob for lowering the saddle



WARNING



- Do not exceed capacity of the jack.
- Use jack and jack stands on hard level surface.
- Do not work on vehicle supported by jacks, use jack stands.
- Read and follow safety messages in the instructions.
- These products can expose you to chemicals which are known to the state of California to cause cancer and reproductive harm. See pages P1–P2 for details.
- Read Safety Precautions on pages W1–W4

BODY REPAIR

Body Repair Kits

The HPR400 and HPR1000 Hydraulic Portable Ram Kits provide the professional technician with components that can be configured to perform the basic tasks of spreading, clamping, pulling, pushing, lifting, pressing, bending, stretching and straightening with the convenience of hydraulic power.



Specifications	HPR1000 [‡]	HPR400 [‡]
Hand Pump 2-Speed Capacity, PSIG (kPa)	8,100 (55.847)	7,300 (50.331)
Hand Pump Overall Dimensions, W x L x H, inches (mm)	5.62 x 22 x 6 (142.7 x 558.8 x 152.4)	5.62 x 16.5 x 6 (142.7 x 419 x 152.4)
Kit Capacity, tons (kg)	10 (9,091)	4 (3,636)
Kit Net Weight, lb (kg)	91.3 (41.5)	54 (24.5)
Short Ram Capacity, tons (kg)	4 (3,636)	4 (3,636)
Short Ram Closed Length, inches (mm)	1.62 (41)	1.62 (41)
Short Ram Extended Length, inches (mm)	2.25 (57.15)	2.25 (57.15)
Short Ram Stroke, inches (mm)	0.62 (15.9)	0.62 (15.9)
Spreader Ram Capacity, Tons (kg)	1/2 (454.5)	1/2 (454.5)
Spreader Ram Jaw Travel, inches (mm)	3.62 (92)	3.62 (92)
Spreader Ram Jaws Closed, inches (mm)	0.5 (12.7)	0.5 (12.7)
Spreader Ram Jaws Extended, inches (mm)	4.12 (104.6)	4.12 (104.6)
Standard Ram Capacity, tons (kg)	10 Ton (9,091)	4 (3,636)
Standard Ram Closed Length, inches (mm)	12.75 (323.8)	10.5 (266.7)
Standard Ram Extended Length, inches (mm)	17.87 (453.9)	15.25 (387.3)
Standard Ram Stroke, inches (mm)	5.12 (130)	4.75 (120.6)

- Hand pumps include a two-speed pump piston for extending the rams to the load quickly
 - Gauge is liquid filled for shock resistance and provides user with easy to read force indicators
 - Pump handle designed to protect gauge during use
 - Release lever for quick opening, closing or for metering fluid flow
 - Hydraulic pumps include larger reservoir capacity and sight window for checking fluid level
 - Chromed pump pistons inhibit rust and corrosion with dust shields to limit contamination
 - Grab handle for easy transporting and positioning
 - Larger base feet for better stability during pumping
 - Large extension tube diameters and increased wall thicknesses to resist bending
 - Custom designed blow molded cases with wheels and metal closures include easily identified cavities for quick component storage
 - ASME[®] PASE[®] 2014 compliant
 - Assembled and tested in the USA
- HPR400[‡] 4 Ton Portable Ram Kit**
HPR1000[‡] 10 Ton Portable Ram Kit

LIFTING: JACK STANDS



Jack Stands (in pairs)

- Available in 4-, 6- and 12-ton capacity (when used as pairs)
- Safely supports vehicle after lifting
- Saddle securely locks into position automatically with cast locking pawl
- Pinch weld saddle design on 4-ton and 6-ton models for added flexibility
- Ductile iron saddle has larger surface area for supporting load
- Oversized pads on legs for additional stability
- Meets ASME[®]-PASE standards

Stock No.	Capacity (pair), Tons (kg)	Minimum Height, inches (mm)	Maximum Height, inches (mm)	Base Size, inches (mm)	Saddle Size, inches (mm)	Net Weight, lb (kg)	Shipping Weight, lb (kg)
JS400 [‡]	4 (3,636)	13.5 (343)	20.6 (523)	9.06 x 7.76 (230 x 197)	3.43 x 1.12 (87 x 28.5)	22.7 (10.3)	24.4 (11.1)
JS600 [‡]	6 (5,454)	15.2 (386)	24 (610)	11.3 x 10.2 (287 x 258)	3.54 x 1.22 (90 x 31)	31.7 (14.4)	33.6 (15.3)
JS1200 [‡]	12 (10,909)	19.5 (495)	30 (762)	13 x 11.7 (330 x 297)	4.61 x 1.65 (117 x 42)	68.5 (31.1)	71.1 (32.3)

Utility Stands

Stock No.	Capacity, tons	Low Height, inches	Maximum Height, inches	Base Diameter, inches (mm)
UHS1500 [‡]	3/4	53-3/8	80-1/8	12 (305)

UHS1500[‡] Under Hoist Utility Stand

- Release mechanism quickly places saddle at service height
- Foot pedal is ideal for aligning components to keep hands free
- Precise height adjustment is accomplished with hand crank
- Saddle is configured to adapt to various under car components and resists turning
- Foot pedal can be folded for compact storage




UHS1500

LIFTING: TRANSMISSION JACKS/FUEL TANK STANDS

Transmission Jack Accessories

YA712A[‡] Fuel Tank Stand

- Easily services fuel tank, fuel pumps and other components
- Handles fuel tanks up to 40 gal (empty)
- Works directly with TJ100 and TJA100 Transmission Jacks as well as others
- Includes anchoring straps and grounding wire
- 9-1/4" H x 32" L x 15-3/8" W



YA712A

LIFTING: ENGINE HOISTS AND SLINGS

Engine Hoist and Slings

A238 Engine Sling

- 40" flexible cable with eyelet holes on each end for 1/2" dia. bolts



A238



- Do not exceed capacity of the jack stands.
- Use jack stands in pairs.
- Use jack stands on hard level surfaces.
- Do not exceed rated capacity of hydraulic unit.
- Use only for the specific purposes intended.
- Read and follow safety messages in the instructions.
- Do not overload.

- Do not exceed capacity of engine hoists, slings and adaptors.
- [‡]These products can expose you to chemicals which are known to the state of California to cause cancer and reproductive harm. See pages P1-P2 for details.
- Read Safety Precautions on pages W1-W4

BATTERY CHARGERS



EEBC500B

Battery Charger Plus™

Specifications	EEBC500B [†]	EEBC500B-INT
Output Currents A DC	4/15 and 60A Boost	60/12/4
Output Voltages V DC	6/12/24	6/12/24
Input Voltage (rated), V AC	120	230/240
Crank Assist Duty Cycle	1/36	1/36
DC Lead Type	Fixed	Fixed
DC Lead Length, feet (meters)	7' 6" (2.3)	7' 6" (2.3)
DC Lead Gauge	4 AWG	4 AWG
DC Clamps	500 A	500 A
AC Cord Length, feet (meters)	9 (3)	9 (3)
Voltmeter	Digital	Digital
Timer Type	Digital	Digital
Ventilation	Fan Cooled	Fan Cooled
Foam-Filled Wheel Size, inches (mm)	10 (254)	10 (254)
Weight, lb (kg)	91.8 (41.6)	91.8 (41.6)
Dimensions, L x W x H, inches	20.4 x 16.5 x 30.5	20.4 x 16.5 x 30.5
Outdoor Use	Yes (cULus)	No
Country of Use	North America	Australia, Europe, UK
Power Supply Cord	Included	EEBC5CABLE-A, E, U, U2

CE - DE, ES, FR, IT, GB, NL

EEBC500B[†] Battery Charger Plus™ LiFePO₄

- **ADAPTIVE:** Performs a unique charge cycle for each lead-acid battery type: standard, AGM, GEL, EFB, deep cycle now with a 12 V Lithium Iron Phosphate (LiFePO₄) mode
- **PLUS:** exclusive flash reprogram power supply maintains consistent OEM-specified voltage up to 100 A for three minutes
- **VERSATILE:** charges lead acid 6 and 12 V batteries and 24 V battery packs with a 4 A maintain rate, a 15 A fast rate or a 60 A boost mode; charges 12 V LiFePO₄ batteries at 4 or 15 A
- **INTELLIGENT:** Automatic microprocessor-controlled operation selects algorithm to optimize the cycle without overcharging
- **INFORMATIVE:** In maintain and fast rates, the unit displays the vehicle battery voltage and percent of charge

- **STREAMLINED:** Higher working-height handle helps relieve back strain with an excellent design that looks like no other charger
 - **POWERFUL:** 300 A engine start with a 20 second crank time at the 12 V setting
 - **CONVENIENT:** Upper and lower battery service tool storage trays
 - **TOUGH:** 10" foam-filled tires with a C-clip retention ride on a solid steel axle
 - Technical Support: 866-713-6007
 - Optional battery service kit 2005BSKA can be stored in the upper compartment
- Note: The STD/Ca battery type selection is for Standard Lead Acid and some European vehicles use calcium batteries; both types operate with the same charge algorithm



EEBC5CABLE-A



EEBC5CABLE-E



EEBC5CABLE-U



EEBC5CABLEU2



EEBC500CVR

Battery Charger Plus™

- Select cables for use with EEBC500INT only
- EEBC5CABLE-A Australia Power Supply**
 - Power supply, Australia
- EEBC5CABLE-E Europe Power Supply**
 - Power supply, Europe
- EEBC5CABLE-U United Kingdom Power Supply 16 A**
 - Power supply, United Kingdom
- EEBC5CABLEU2 United Kingdom Power Supply 13 A**
 - Power supply, United Kingdom
- EEBC500-15[†] 15' Positive and Negative Cable/Clamp Set**
 - Lead set for the EEBC500 Series
- EEBC500CVR Battery Charger Plus™ Cover**
 - Protective cover for the EEBC500 Battery Charger Plus™ Series and the EEBC400 Series

Bench Top Charger

EEBC30A12V[‡] Bench Top Battery Charger Plus™ (Lead Acid and LiFePO4 Vehicle Batteries)

- Unit performs a unique multi-stage charge cycle for each battery type and voltage: 6, 8, 12 V AGM and STD/Ca lead-acid or 12 V LiFePO4 Lithium Iron Phosphate
- Select the charge rate of 2, 15 or 30 A (LiFePO4 batteries 12 V and 2 or 10 A only)
- The large sunlight readable color display prompts the user with selections, provides charge status and diagnostic information in six languages
- Enjoy the clever cable management system, wrap the cables in the slot and the bristles hold the clamps in place
- Utilize the convenient retractable hook to hang the charger at eye level under hood
- Stable Power Mode maintains vehicle battery voltage during vehicle repair and battery drawdown while the engine is off (Note: Not Flash Reprogram mode)
- Ultimate performance from long reach 82" copper-aluminum blend 8-gauge multi-temperature flex cables and tough 300 A steel clamps
- Reverse polarity identification, automatic operation and overcharge protection help with safety in the shop
- Use the finger access handle for carrying the charger from the 4" tool box drawer to the job
- Field replaceable cables and AC power cord (EEBC30A12V-CABCLP and EEBC30A12V-CORD)
- Two year warranty; if the charger requires service it is repaired at Snap-on® facilities worldwide

Note: Not for use on EV battery packs that propel the vehicle.
For indoor use only, not rated or sealed for wet environment.



EEBC30A12V

Basic Chargers

EEBC100A[‡] Battery Charger/Engine Starter (Blue-Point®)

- Tough steel clamps with copper jaws bite and hold top or side mount battery terminals tight
- 200 A 12 V engine starting available
- 40 A boost mode to energize the battery
- 2–6 A maintain mode floats as needed
- 6" wheels move easily over rough ground
- Rugged retractable handle provides convenient storage
- Master switch allows toggling from charge to engine start and off
- Start/Stop button initiates a charge or boost cycle, and a quick stop if needed
- Digital display indicates the voltage selected (6 or 12), the vehicle battery voltage and percent of charge; it also indicates the output current in amps being applied to the vehicle
- Technical Support: 866-713-6007



EEBC100A

Bench Top Charger

EEBC61220 Bench Top Battery Charger (Blue-Point®)

- INTELLIGENT: Automatic battery charger utilizes an advanced multi-stage charging algorithm for an optimal charge; start the charging routine and walk away—the charger does the rest, without overcharging
- VERSATILE: Properly charges all types of lead-acid batteries: standard, AGM and gel, of which each type may also include: flat plate, spiral wound, deep cycle and marine
- SAFE: With reverse polarity protection and automatic operation, the charger brings safety to the shop
- CONVENIENT: A quick override sequence allows the unit to charge batteries with very low voltage conditions
- INFORMATIVE: Digital display indicates the battery voltage or charge percentage



EEBC61220



- Charger must be OFF when connecting or disconnecting leads.
- DO NOT overcharge batteries.

‡These products can expose you to chemicals which are known to the state of California to cause cancer and reproductive harm. See pages P1–P2 for details.
• Read Safety Precautions on pages W1–W4

BATTERY CHARGERS



EEBC-FLASH

Bench Top Charger

EEBC-FLASH[‡] 100 A FLASH 10/40/60 A Charge, 12 V (Blue-Point®)

- Automatic charging mode for easy operation
- 60 A max charge for fast charging of 12 V lead acid batteries up to Group 31
- Properly charges a variety of lead acid battery types including Standard, Flooded, AGM and Spiral Wound
- Power supply mode to support flash reprogramming 100 A unlimited duration
- Precise voltage control and quick response to load
- Extra long 13' cables reach all vehicle starting points
- Ability to manage depleted and sulfated batteries
- 110 V AC (North American unit only) 20 Amp Shop Service Required

EEBC-FLASH1[‡] AC Power Cord

EEBC-FLASH2[‡] Positive Cable Clamp Assembly

EEBC-FLASH3[‡] Negative Cable Clamp Assembly

EEBC-FLASH4[‡] Control Label Kit

EEBC-FLASH5[‡] Foot Repair Kit



EEBM500B

Battery Maintainer

EEBM500B[‡] 4 A 12 V Battery Maintainer + LiFePO4

- Maintains battery voltage on stored cars, trucks, boats, SUVs, motorcycles and more so they start when required
- Now able to charge 12 V lithium LiFePO4 vehicle batteries and conventional lead-acid (standard, maintenance-free, AGM, gel and deep-cycle batteries)
- Fully automatic 6/12 V operation, 4 A charging rate
- Perfect for new car showrooms to maintain battery voltage while car accessories are turned on to show customers
- Includes a quick-connect output cord with clamp set, ring terminal set and 12 V adaptor output accessories
- LED charging status indication, including completion, reverse polarity

and battery faults; convenient hang tag to show all diagnostic information about the charge process and the vehicle battery status

- Other diagnostic code LED indicators include: Desulphation mode, check connection and power outage notification
- The eyelet cable can be permanently connected to a stored vehicle battery for future use—order more EEBM500-2 Ring Kits for additional vehicles
- Requires 110 V AC North American style outlet to power unit

EEBM500-1[‡] Clamp Set

- Clamp set for EEBM500 & EEBM100

EEBM500-2[‡] Ring Kit

- Ring kit for EEBM500 & EEBM100

EEBM500-3[‡] 12 V Plug

- 12 V Plug for EEBM500 & EEBM100



EEBM4BANK

Battery Maintainer

EEBM4BANK[‡] Four Bank Battery Maintenance Station (Blue-Point®)

- Four independent channels; (3) 12 V and (1) 6/12 V
- Automatic operation
- Sealed case
- Small footprint
- VERSATILE: Properly charges and maintains all lead-acid battery types including: conventional flooded, AGM, spiral wound, marine and deep cycle
- INTELLIGENT: Utilizes an advanced multi-phase charging algorithm for an optimal charge every time
- BENEFICIAL: Charge and maintain process results in improved battery condition and restored reserve capacity
- SAFE: With reverse polarity protection and automatic operation, the charger brings safety to the shop

- EFFICIENT: Independent outputs means that a troublesome battery on one channel does not create issues for the other channels
- CONVENIENT: Retractable hanger for underhood, wall mount with four-hole back panel or benchtop use
- Quick set up and smart display icon feedback results in effective charging for your operation
- LED indicators for reverse polarity, charging status, diagnostic battery errors and more
- Includes (4) 6' quick-connect lead/clamps (EEBM4BANK-1)
- Optional 10' Extension Cable (EEBM4BANK-2), 18" Lead/Clamps (EEBM4BANK-3) and 18" Ring Terminal Leads (EEBM4BANK-4) are available for a variety of shop needs

Power Inverters

EEPI2250[†] Power Inverter

- 2,250 W of continuous power and 4,500 W peak power to run a wide variety of tools, electronics and appliances
- Stable, clean, reliable power with a high surge capacity and modified sine wave for use in the most demanding applications
- (3) 120 V AC outlets
- For tow trucks, fleets, construction vehicles and military use
- Unit must be hard-wired into a vehicle
- Convenient digital power display provides constant status of input voltage and output wattage to help manage power demands
- Heat dissipating fan turns on only when needed to reduce battery demand and save battery reserve capacity
- Rugged construction and mounting plate for easy installation in fixed positions
- Provides multiple safety features including overload protection, overheat protection, low voltage alarm, low voltage shut down and over-voltage shut down



EEPI2250

BATTERY, STARTING AND CHARGING SYSTEM TESTERS



EECS150



EECS750A



EECS350

Battery System Testers

- Select the perfect battery, starting and charging system tester for your shop by comparing features on the table—Basic, Enhanced, Wireless or Advanced
- Test autos, trucks, motorcycles, ATVs and more
- Horizontal hand hold position with easy thumb access buttons enhance the user experience
- Superior accuracy with CCA-required input and conductance technology for rendering battery, starter and charging system status
- Available with either a built-in or external printer (EECS150 does not have print capability)



• Charger must be OFF when connecting or disconnecting leads.
 • DO NOT overcharge batteries.
 †These products can expose you to chemicals which are known to the state of California to cause cancer and reproductive harm. See pages P1-P2 for details.
 • Read Safety Precautions on pages W1-W4

BATTERY, STARTING AND CHARGING SYSTEM TESTERS



Battery System Testers

Specifications	EECS150 [†]	EECS350 [†]	EECS550A [†]	EECS750A [†]
Model	Basic	Enhanced	Wireless	Advanced
CCA Range	100–1,400	100–1,700	100–2,000	100–2,000
CCA Input	•	•	•	•
Volts	12	6/8/12	6/8-12/24 (24 V Truck Packs of 12 V only, no 24 V Aviation Batteries)	6/8-12/24 (24 V Truck Packs of 12 V only, no 24 V Aviation Batteries)
Rating Systems	SAE, EN, IEC	SAE, EN, IEC, DIN, JIS	CCA, CA, SAE, EN, IEC, DIN, JIS	CCA, SAE, EN, IEC, DIN, JIS, MCA
Battery Type	Standard, AGM	Standard, AGM, EFB	Standard, AGM, GEL, EFB	Flooded, AGM, Gel, EFB and Northstar Pure Lead AGM
Battery Pack	—	—	Yes, Series	Yes, Series/Parallel
Displays Battery Condition	•	•	•	•
Displays Battery Voltage (SOC)	•	•	•	•
Displays % of CCA	•	•	•	•
Tests Discharged Batteries	•	•	•	•
Reverse Polarity Protection	•	•	•	•
Cable Integrity Technology	•	•	•	•
Bad Cell Detection	—	•	•	•
Temperature Compensation	—	± 32 °F	± 32 °F	4 Ranges
Poor Connection Detection	—	•	•	•
Custom Header with Date and Time	—	•	•	•
Retention	—	—	—	Hanger
Retention Magnet	—	•	On Battery Unit	—
Post/Stud Adaptors	—	•	•	•
Surface Charge Warning	—	•	•	•
Integrated Printer	—	—	—	•
System Test	Yes – Voltmeter	Yes – Starting/Charging/Ripple/Voltage	Yes – 12/24 V/Starting/Charging/Ripple	Yes – Menu-Driven Routine with Ripple Detection and Graph
Printer Capable	None	IR to EECS-Printer (opt.)	IR to EECS-Printer (opt.)	Integrated
Communication	—	—	Bluetooth® Between Modules	USB
Wireless Controller	No	No	Bluetooth®	—
Display	LCD Backlit (3.1" diag.)	LCD Backlit (3.1" diag.)	LCD Backlit (3.1" diag.)	Color 3-1/2" (1/4 VGA)
Clamps	Small	Medium	Medium	Large
Cable Length, feet (m)	2 (.6)	4 (1.2)	2 (.6)	10 (3)

Patents: 5,757,192; 5,831,435; 6,351,102
 Patents Pending: 5,821,756; 6,941,234; 7,034,541; 7,363,175; EP0990150; DE0990150



EECS-PRINTER Wireless Printer (Blue-Point®)

- Optional wireless IR printer for use with battery, starting and charging system testers EECS350 and EECS550A
- Point system tester towards printer up to 10' (3.05 m) away
- Comes with four most common AC adaptors for international use
- Provides quick record of test results to be attached to vehicle owners paperwork

Engine Starters, Lead Acid



EEJP700



EEJP12V



EEJP1224



EEJP4001

Specifications	EEJP700 [‡]	EEJP12V [‡]	EEJP1224 [‡]	EEJP4001* [‡]
Description	12 V Engine Starter Plus with AGM	12 V Lead-Acid Engine Starter (Blue-Point®)	12 and 24 V Lead-Acid Engine Starter (Blue-Point®)	12/24 V Wheeled Heavy-Duty Engine Starter (Blue-Point®)
Cranking Amps, 12 V	550	425	850	(based on batteries user installs)
Built-In Internal CEC/DOE Charger	DOE, CSA and UL Rated	Yes	—	Yes
Charger Rating	3 A/120 V AC	3 A/120 V AC	1.5 A/120 V AC	7 A (per battery)/120 V AC
Automatic Smart Charger with Overcharge Protection	Yes	Yes	Yes	Yes
12 V DC to DC Cord Included	No	EEJP1224-1	EEJP1224-1	No
Positive and Negative Cable Length, inches (mm)	65 (1,651)	68 (1,728)	46 (1,168)	120 (3,048)
12 V Auxiliary Outlet	No	Yes, 15 Amp	Yes, 15 Amp	No
Weight, lb (kg)	33.6 (15.2)	23 (10.4)	40 (18.14)	77 (35) Without Batteries
Reverse Polarity Protection	Sound, Display and ICON	—	—	Yes
Digital Display Accuracy	± 0.3 V DC	± 0.3 V DC	—	± 0.3 V DC
Digital Display Resolution	0.1 V DC	0.1 V DC	—	0.1 V DC
USB Port Type	5 V DC 2.4 A, 5 V DC 3.0 A	5 V DC, 2.1 A 5 V DC, 1.1 A	—	—
Field Replaceable Battery	EEJP700-BAT	EEJP12V-BAT	EEJP600-501R (x2)	(User installs own batteries)
Error Codes on Display	Yes	Yes	—	Yes
Operating Temperature	0–122 °F (-18–50 °C)	0–120 °F (-18–49 °C)	0–120 °F (-18–49 °C)	0–120 °F (-18–49 °C)
Warranty	1 Year	1 Year	1 Year	1 Year

*Note: Truck may have (4) batteries, 1,000+ CCA each; customer purchases (2) batteries with the desired CCA. ASSEMBLY REQUIRED (Batteries not included)

EEJP700[‡] 12 V Engine Starter Plus with AGM

- Powerful 550 Cranking Amps from a high output sealed 33 Ah AGM field replaceable internal battery
- Press Volts button to display DC Voltage of internal battery, or when connected to a vehicle, display auto battery (A) or blended jump ready (J) DC voltage
- Long reach 65" field replaceable cables using tough hi-current flow 2 gauge wire
- Patent Pending quick and convenient magnetic side holders for clamps and top handle area can temporarily hold clamps as well
- Instant on 5 V DC 2 A USB and 5 V DC 3 A USB-C to charge or power phones and devices
- 3 A field replaceable charger will not over-charge—should be plugged in when not in use to extend internal battery life
- Charge internal battery via 110 V AC from shop, using heavy-duty shop owned cord (plugs into back of unit)
- Digital display also indicates coded messages such as: charging, full charge, bad internal battery, failed internal charger, reverse polarity and more
- ICONS light up for reverse polarity, USB ports on, or clamps live
- Battery, cables and charger are field replaceable (EEJP700-BAT, EEJP700-NEGCC, EEJP700-POSCC, EEJP700-CHARGER)
- Separate on/off switch for engine starting is safer and convenient

EEJP12V[‡] 12 V Lead-Acid Engine Starter (Blue-Point®)

- Portable unit provides crank assist to stalled vehicles
- 68" long heavy 2-gauge cables remain flexible in extreme temperatures enabling ideal unit placement during starting
- Dual USB ports (1.1 A and 2.1 A) provide charging power to small electronic devices
- 3 A built-in 110 V AC charger will not over-charge, to extend battery life, plug in when not in use with heavy-duty shop owned cord (not included)

- High-intensity LED light is perfect for dark underhood or night situations
- 425 Cranking Amps, 350 Cold Cranking Amps @ 12 V
- 12 V CLA supply to power accessories
- Digital display indicates internal battery voltage
- Clamps have a dual-molded grip and 1,000 A capacity

EEJP1224[‡] 12 and 24 V Lead-Acid Engine Starter (Blue-Point®)

- Portable unit provides crank assist to stalled vehicles
- Convenient tough connectors to switch between 12 V, 24 V or off (unplugged)
- Analog voltmeter provides charge status of internal batteries
- 1.5 A built-in 110 V AC charger will not overcharge; to extend the battery life, plug in when not in use with the included cord
- Robust 46" #2 AWG welding cable leads
- Built-in charger keeps the (2) AGM batteries charged so they are ready when you need them
- 12 V DC, 15 A continuous outlet to power accessories

EEJP4001[‡] 12/24 V Wheeled Heavy-Duty Engine Starter (Blue-Point®)

- Perfect for fleets, auction houses, implement dealerships, agricultural or construction operations and any shop with heavy-duty engine starting needs
- 12/24 V commercial engine starter
- Accommodates (2) user owned and installed batteries*; up to group 31 (Batteries not included)
- Built-in charging system maintains the installed batteries so they are ready when needed
- Automatic reverse polarity and voltage spike protection
- Timer, remote switch and detachable output cables for safety
- Tough quick connectors to switch between 12 and 24 V output
- 10' engine starter leads enable access to the starting points on vehicles



- Charger must be OFF when connecting or disconnecting leads.
- DO NOT overcharge batteries.

‡These products can expose you to chemicals which are known to the state of California to cause cancer and reproductive harm. See pages P1–P2 for details.
• Read Safety Precautions on pages W1–W4

ENGINE STARTERS, LI-ION



Engine Starters, Li-Ion

EEJP201MBK 12 V Li-Ion Compact Engine Starter/USB Charger and Light

- Ideal for personal-use emergency jumps yet powerful enough for the shop
- For use on power sport, motorcycle and 4- to 8-cylinder autos
- Safer starting via reverse polarity, thermal runaway and short-circuit protection
- Able to start vehicles below freezing
- On-screen commands guide the user
- Bright LED work light or flashing SOS
- Charge internal battery with AC from a wall or DC from a vehicle
- Includes safety override for vehicle batteries with less than 1.5 V
- Memory-saver capable with optional OBD-II cable, EEJP200M-4 provides 12 V power to the vehicle saving settings, such as radio, seat position, DTCs keyless entry and more

EEJP200M-4 OBDII To DC 5.5 x 2.0 mm Cable

- OBDII to DC 5.5 x 2.0 mm cable

BOOSTER CABLES



Booster Cables

BC20500A 20' Battery Booster Cable Set

- Low-resistance booster cables with heavy-gauge 100% copper strands send the maximum current to the vehicle being jumped
- 500 A clamps have recessed copper jaws and are fully insulated for safer engine starting
- Heavy-duty clamp jaws and spring bite securely onto top or side post batteries
- 20' long, 2-gauge wire remains flexible in the cold and coils for storage

BC25500PA Plug-In-Style Booster Cables

- Heavy-duty 25' service/tow truck-mounted battery booster cable set
- Heavy-duty clamp jaws and spring bite securely onto top or side post batteries
- Mounting kit included
- Starts the engine of a stranded vehicle without lifting the service/tow truck hood
- Low-resistance booster cables with heavy-gauge 100% copper strands send the maximum current to the vehicle being jumped
- 500 A clamps have recessed copper jaws and are fully insulated for safer engine starting
- 25' long, 2-gauge wire remains flexible in the cold and coils for storage

BATTERY SERVICE TOOLS



MT302BR

Colors Available



ADD SUFFIX TO STOCK NUMBER FOR SPECIAL COLORS.

Remote Start Switch

Specifications	MT302BR [‡]
Voltage	6, 12 and 24 V
Cord Color	Black
Cord Type	Straight
Cord Material	EDPM
Cord Length, ft (m)	5 (1.5)
Wire Gauge	12
Switch Amps	40 A @ 6 and 12 V; 20 A @ 24 V
Outside Wire Diameter	0.2 in (5 mm)
Handle Type	Instinct [®]
Terminal Clip	Copper
Boot Material	Flexible Composite
Overall Length	5' 5" (1.65 m)
Weight	0.82 lb (0.37 kg)

MT302BR[‡] Remote Starter Switch

- 5' leads allow cranking the engine from the sides or beneath the auto while keeping hands away from moving belts and parts
- Switch housing prevents dirt and moisture from affecting the performance
- Switch is rated at 40 A at 12 V or 20 A at 24 V
- Patented Instinct[®] comfort-designed handle



2004BSKA



2005BSKA

Service Kits

2004BSKA 4 pc Battery Service Kit

- Includes (1) angle nose pliers, (1) side battery terminal cleaner, (1) terminal brush and (1) GM® 5/8" battery terminal ratcheting wrench in a kit bag

2005BSKA 5 pc Battery Service Kit

- Includes (1) angle nose pliers, (1) side battery terminal cleaner, (1) cable clamp pliers, (1) cable clamp puller and (1) battery terminal cleaner in a kit bag



BTC10



BTC3A



BTC7B



BTC8A



BTCR1



YA249



YA249L



YA9484

Terminal Tools

BTC10 Side Terminal Cleaner (Blue-Point®)

- Cutters on one side clean battery contacts and a brush cleans the cable contact
- 4-1/2" long

BTC3A Terminal Brush (Blue-Point®)

- Stiff wire bristles thoroughly clean posts and clamps
- 3-3/8" long

BTC7B Terminal Cleaner (Blue-Point®)

- Cleans posts and cable clamps
- Includes a small circular wire brush with a protective cap to clean side terminals
- Plastic body

BTC8A Terminal Cleaner (Blue-Point®)

- Cleans posts and cable clamps
- Plastic body
- 3-1/2" long

BTCR1[†] Battery Crimp Tool

- Designed to service battery cables while still attached to the vehicle
- Uses a common wrench and ratchet to securely crimp a cable end
- Crimps battery terminal ends up to 0 AWG cable
- Convenient 14 mm, 9/16" hex drive on heat-treated fine thread actuator and a 16 mm, 5/8" hex on the frame to hold it with a wrench while crimping
- Heat-treated for durability

BTCR1-1[†] Main Body

- Main body for the BTCR1 Battery Crimp Tool

BTCR1-2[†] Threaded Bolt

- Threaded bolt for the BTCR1 Battery Crimp Tool

YA249[‡] 5/16" Hex GM® Battery Terminal Ratcheting Box Wrench (Blue-Point®)

- Designed for use on GM® side terminal batteries
- 5/16" hex, 5-1/2" long

YA249L[‡] 5/16" Side Battery Terminal Ratcheting Box Wrench (Blue-Point®)

- Extra long (9-3/4") for connecting/disconnecting battery side terminals on 1994-later Ford® Aerostar vans and GM® vehicles including 1994-later Pontiac® Grand AM, Grand Prix®, W body cars, plus Buick® Regal®, Oldsmobile Cutlass, Chevrolet® Lumina and Lumina APV
- 5/16" wrench size

YA9484 Battery Terminal Crimper (Blue-Point®)

- Ideal for replacing or repairing battery cable terminal ends
- Design helps prevent overcrimping
- Terminal sizes 6-gauge through 4/0

- Stand clear of vehicle while using remote starter.
- Read and follow safety messages in the instructions.
- Charger must be OFF when connecting or disconnecting leads.
- DO NOT overcharge batteries.
- Plastic coated handle does not protect against electric shock.

- †These products can expose you to chemicals which are known to the state of California to cause cancer and reproductive harm. See pages P1-P2 for details.
- Read Safety Precautions on pages W1-W4



BATTERY SERVICE TOOLS



208CCP



B260A



GA486A



CJ92




BT101



BB6A



GA207A



BL1B

Cable Clamp Tools

208CCP Angle Nose Pliers

- Rounded nose protects the battery from damage
- Jaws are offset 30° for better leverage
- 7-3/4" long

B260A Cable Clamp Pliers

- Spreads and cleans cable clamps
- Prybar on one end
- 7-3/8" long

GA486A[†] Cable Clamp Puller (Blue-Point®)

- Removes cable clamps without damaging posts
- 4" long

CJ92 Cable Clamp Puller

- Self-locking jaws securely grip the terminal and pull without damage to the post
- 1-3/4" spread

Hydrometer

BT101 Battery Hydrometer (Blue-Point®)

- Determines specific gravity from 1.100–1.300
- No temperature tables required or difficult float reading to observe
- Design enables both the customer and technician an opportunity to view the state of the battery acid

Fillers

BB6A Filler Bulb (Blue-Point®)

- 6 oz fluid capacity
- Hard rubber stem features an overflow for dripless filling
- 10-1/2" long

GA207A Automatic Filler (Blue-Point®)

- Insert spout into fill hole and press
- Fills battery to correct level without overflow

Carrier

BL1B Battery Carrier (Blue-Point®)

- For top post and side terminal batteries
- Rubber pads securely grip battery widths from 5–7"
- Plastic hand grip provides a firm hold

AIR CONDITIONING: RECYCLING/RECHARGING SYSTEMS



EEAC330B



EEAC331B



EEAC332B



EEAC333B



EEAC334B

Air Conditioning Machines

Specifications	EEAC330B	EEAC331B	EEAC332B	EEAC333B	EEAC334B
Description	PolarTek® ECO A/C Machine	PolarTek® Plus A/C Machine	PolarTek® Hybrid A/C Machine	PolarTek® YF A/C Machine	PolarTek® Dual AC Machine
Working Temperature Range, °F (°C)	14–120 (-10–49)	14–120 (-10–49)	14–120 (-10–49)	14–120 (-10–49)	14–120 (-10–49)
Compressor	3/8 CV	3/8 CV	3/8 CV	3/8 CV	3/8 CV (one for each refrigerant)
Vacuum Pump	3 CFM; 2 stage; 40 microns	6 CFM; 1 stage; 150 microns	6 CFM; 1 stage; 150 microns	6 CFM; 1 stage; 150 microns	6 CFM; 1 stage; 150 microns
Types of Refrigerant	R134a	R134a	R134a	R1234yf	R134a and R1234yf
Display	Graphic 5" Touchscreen	Graphic 7" Touchscreen	Graphic 7" Touchscreen	Graphic 7" Touchscreen	Graphic 10" Touchscreen
Keypad	No	No	No	No	No
Command Valves	Manual	Automatic	Automatic	Automatic	Automatic
A/C Service Procedure	Semi-Automatic or Manual	Fully Automatic or Manual	Fully Automatic or Manual	Fully Automatic or Manual	Fully Automatic or Manual
Voltage	120 VAC, 60 Hz	120 VAC, 60 Hz	120 VAC, 60 Hz	120 VAC, 60 Hz	115 VAC, 60 Hz
Refrigerant Scale (resolution)	Yes (10 g)	Yes (10 g)	Yes (10 g)	Yes (10 g)	Yes (10 g)
Oil Scale (resolution)	Yes (2 g)	Yes (2 g)	Yes (2 g)	Yes (2 g)	Yes (2 g)
Onboard Oil Injection	Automatic	Automatic	No	No	No
Onboard Dye Injection	No	Automatic	No	No	No
New Oil Container	8.3 oz. (250ml)	8.3 oz. (250ml) HERMETIC	No	No	No
Dye Container	No	8.3 oz. (250ml) HERMETIC	No	No	No
Used Oil Container	8.3 (250)	8.3 (250)	8.3 (250)	8.3 (250)	16.6 (500)
Filter System	1 filter for moisture	1 filter for moisture	1 filter for moisture	1 filter for moisture	2 filter for moisture
Vacuum Pump (Service Friendly)	Yes	Yes	Yes	Yes	Yes
Service Hoses	120"	120"	120"	120"	2 R134a and 2 R1234yf each 120"
Refrigerant Tank	30 lb, refillable	30 lb, refillable	30 lb, refillable	30 lb, refillable	30 lb, refillable (one for each refrigerant)
High Pressure Gauge	3.2" (80 mm) 580 PSI Cl.1	4" (100 mm) 580 PSI Cl.1	4" (100 mm) 580 PSI Cl.1	4" (100 mm) 580 PSI Cl.1	3.5" 580 PSI (one for each refrigerant)
Low Pressure Gauge	3.2" (80 mm) 250 PSI Cl.1	4" (100 mm) 250 PSI Cl.1	4" (100 mm) 250 PSI Cl.1	4" (100 mm) 250 PSI Cl.1	3.5" 250 PSI (one for each refrigerant)
Thermal Printer	No	Yes	Yes	Yes	Yes
Tank Heater	Yes	Yes	Yes	Yes	Yes (one for each refrigerant)
Status Light	No	Yes	Yes	Yes	Yes
SW Update SERVICE FRIENDLY	Yes (USB key)	Yes (USB key)	Yes (USB key)	Yes (USB key)	Yes (USB key)
Service Archive	Yes	Yes	Yes	Yes	Yes
Vehicle Database	Yes (USB key)	Yes (USB key)	Yes (USB key)	Yes (USB key)	Yes (USB key)
Service Hose Flushing Function	Yes	Yes	Yes	Yes	Yes
Gas Identifier	Not Available	Not Available	Not Available	Yes	Yes

TECHNICAL SUPPORT: 800-225-5786



- Plastic coated handle does not protect against electric shock.
- These products can expose you to chemicals which are known to the state of California to cause cancer and reproductive harm. See pages P1–P2 for details.
- Read Safety Precautions on pages W1–W4

ACCESSORIES



EEAC325A1



EEAC330-23B



EEAC330CVR



EEAC334CVR



ACTFILTERPL



ACTFILTER1



EAK0030C01AB



ACT71-0A



EAK0029C01AB

A/C Service Center Accessories

EEAC325A1 Filter Dryer

- Spin-on filter dryer for EEAC324A, EEAC325A, EEAC324B, EEAC325B, EEAC325BH and EEAC326
- Mandatory filter lock-out will occur after filtering 150 lb of refrigerant

EEAC330-23B Filter Dryer

- Filter Dryer for all PolarTek® machines

EEAC325A4 Oil Drain Bottle

- Oil Drain Bottle for EEAC324B/EEAC325B

EEAC330CVR Cover for PolarTek® A/C Machines

- Protects machines from dust, moisture, and overall shop environment
- Form-fitted with small hook-and-loop rear opening for easy on-and-off
- Polyester
- For EEAC330, EEAC330A, EEAC331, EEAC331A, EEAC332, EEAC332A, EEAC333 and EEAC333A machines

EEAC334CVR Cover for PolarTek® Dual A/C Machine

- Protects machine from dust, moisture and overall shop environment
- Form-fitted with small hook-and-loop rear opening for easy on-and-off
- Polyester
- For EEAC334 machine

ACTFILTERPL Sealant and Dye Filter (Blue-Point®)

- Filters and separates A/C sealants, dyes, debris, lubricants and other contaminants
- Damage results from Type I sealants or Type II entering A/C service equipment from a vehicle during servicing
- ACTFILTERPL is not required or recommended for SAE® J2788 certified EEAC324A/EEAC325A and EEAC324B/EEAC325B recyclers
- Works with all R134a A/C service centers
- Traps lubricant, dye and oil sludge
- Permits consistent flow, even after trapping a large volume of contaminants

ACTFILTER1 Replacement Filter Kit (Blue-Point®)

- Replacement filter for ACTFILTERPL

Master Dryer Kit

EAK0030C01AB Master Dryer Kit

- Filter/dryer kit is used on virtually all A/C service units, such as early R12 models and later R134a models
- Use with EEAC301B, EEAC304D, EEAC313A (R12 side), EEAC316A, EEAC318A, EEAC319A, EEAC320A
- Filter/dryer should be changed regularly depending on unit usage
- Includes filter and instructions

Oil Change Kits

ACT71-0A Vacuum Pump Oil (Blue-Point®)

- 32 oz bottle

EAK0029C01AB Compressor Oil Change Kit

- Use on EEAC310A, EEAC313A, EEAC316A, EEAC318A, EEAC324A/EEAC324B and EEAC325A/EEAC325B
- Includes two quarts of oil, parts and instructions

Filter Dryers

EAK0030C02AB Master Dryer Kit

- Use on EEAC313A (R134a side)

EAK0095C01AB Filter Dryer

- Use on EEAC307C, EEAC308C and EEAC310A (R12 side)

EAK0095C02AB Filter Dryer

- Use on EEAC313A (R134a side)



ACT825



ACT900



ACT925



ACT785B

Heated Sensor Leak Detectors

Specifications	ACT825 [‡]	ACT900	ACT925	ACT785B
Sensitivity Range	≤0.05 oz/yr (1.5 g/yr); ≤0.25 oz/yr (7 g/yr); ≤0.50 oz/yr (14 g/yr)	.05 oz/yr (R134a); .015 oz/yr (R134yf); .03 oz/yr (R22)	.05 oz/yr (R134a); .015 oz/yr (R1234yf); .03 oz/yr (R22)	.05 oz/yr (R134a); .015 oz/yr (R134yf); .03 oz/yr (R22)
UV Mode	True	(3) UV LEDs	—	—
UV Wave Length	390–400 nm	395–415 nm	—	—
Inspection Light Mode	—	White LED Lights	—	—
Sensing Tip Life	2,000 Hours	>500 Hours	>500 Hours	>500 Hours
Power Supply	(2) D Batteries (Alkaline)	(4) AA Batteries (Alkaline)	(4) AA Batteries (Alkaline)	(4) AA Batteries (Alkaline)
Battery Life (Continuous Use), hours	60	8	8	8
Warm-Up Time	<60 Seconds	<20 Seconds	<20 Seconds	<20 Seconds
Automatic and Manual Calibration	Yes	Yes	—	Yes
Probe Length	16"	17"	17"	17"
Warranty	3 Years (Leak Detector Only); 1 Year (Mini UV Flashlight)	3 Years (2 Years on Sensor)	3 Years (2 Years on Sensor)	3 Years (2 Years on Sensor)
Display	LCD	Color Graphic LCD	—	Seven Segment Digital (1–9)
Alarm Near Sensor	Unit Will Alarm	Visual LED at Tip	—	Visual LED at Tip
Carrying Case	Included	Included	—	Included

ACT825[‡] Refrigerant Gas Heated Sensor Leak Detector

- SAE certified electronic leak detector with color LCD display
- Displays the relative magnitude of leaks detected
- Displays unit readiness: wait, ready or interference
- Low, medium and high sensitivity with visual indication
- Displays the selected mode: peak, hold or mute
- Displays accumulated sensors hours on request with a low battery indicator
- Large color LCD display
- Flexible 15.5" probe
- Meets/exceeds SAE J2791 (R134a) and SAE J2913 (R1234yf) certifications
- Highly sensitive sensor detects extremely low levels of chlorofluorocarbon gases

ACT900 Refrigerant Leak Detector

- Patented 3-LED UV lighting; 395–415 Nm wavelength for optimum air-conditioning dye fluorescence
- Sweep mode function to pinpoint leak source
- Unique color LCD display with graphics and messages
- Automatic/manual calibration and reset to ambient levels
- Mute handle with vibrator
- Low battery indicator
- SAE J2791 (R134a) and SAE J2913 certified
- Three adjustable sensitivity levels
- 2 year warranty

ACT925 Refrigerant Leak Detector

- Heated sensor technology
- Long life, stable sensor
- Detects all HFC, HCFC, HFO and HC refrigerants
- Automatic and manual calibration, plus reset to ambient levels
- Three adjustable sensitivity levels
- True mechanical pump
- Low battery indicator
- SAE J2791 (R134a) and SAE J2913 (R1234yf) Certified
- Garage tough

ACT785B Digital Heated Sensor Leak Detector

- Unique digital alarm with numeric leak size indicator
- Long life, stable sensor
- Automatic calibration is useful in heavily contaminated areas—the unit automatically recalibrates (re-zeroes) to ambient levels, which stops the constant alarm, only responding to higher levels of refrigerant; this allows the unit to search for the true source of the leak
- Manual calibration—useful for smaller leaks; this also allows for recalibration to ambient levels, but only when the user chooses to do so (user may want the calibration to remain constant while searching for small leaks)
- Three adjustable sensitivity levels
- True mechanical pump
- Features low battery indicator and mute
- SAE J2791 (R134a) and SAE J2913 (R1234yf) certified, EN14624 certified
- Garage tough
- Visual LED leak alarm near the sensor (with numeric leak size indicator)
- Inspection light utilizes bright 6,000 MCD LEDs
- Includes carry case
- CE approved

ACT7851 Sensor with Filter

- Sensor with filter for the ACT785 Leak Detector

ACT7852 Filter Kit

- Filter kit for ACT785



• Wear safety shield (user and bystander).

• Read and follow safety messages in the instructions.

‡These products can expose you to chemicals which are known to the state of California to cause cancer and reproductive harm. See pages P1–P2 for details.

• Read Safety Precautions on pages W1–W4

AIR CONDITIONING: SERVICE EQUIPMENT



ACT120A

Electronic Refrigerant Scale

Specifications	ACT120A [‡]
Capacity, lb (kg)	240 (110 kg)
Accuracy	±.16 oz (±0.01 kg) or 0.1% of Reading (whichever is greater)
Resolution	0.01 lb (0.01 kg)
Ambient Operating Range, °F (°C)	32-120 (0-50)
Platform	9" (228.6 mm) Square
Power Supply	9 V Battery (included)
Battery Life (Continuous Use), hours	40

ACT120A[‡] Portable Electronic Refrigerant Scale (Blue-Point®)

- For use with R12, R134a or R1234yf refrigerants
- Reads transfer amount during charging or recovery operations
- Reads in pounds or kilograms
- Auto off function after three hours



ACTUVPROKT

Metered UV Injection Kit and Accessories

ACTUVPROKT[‡] Metered UV Injection Kit

- New technology dye injection solution
- One precise squeeze of the trigger per application
- More accurate than caulk-style guns
- Includes a high-capacity 12 oz cartridge that covers 96 applications

ACTUVPRO8[‡] Dye Cartridge (8 oz)

- 8 oz dye cartridge for ACTUVPROKT
- Replacement 8 oz cartridge with 64 applications for use with ACTUVPROKT
- Universal dye is safe for all A/C systems, SAE certified and OEM approved

ACTUVPRO[‡] Injection Gun

- Replacement Injection Gun for a ACTUVPROKT metered UV injection kit



ACTUVGUNB8



ACTUVGUNB

Ultraviolet Leak Detector Kits

- Inject the dye in low side port on an automotive A/C system, circulate and check for leaks with the UV mini light
- Detects leaks as slow as 1/4 oz per year
- Uses optional dyes to check for leaks in engines, transmissions, hydraulic systems and power steering systems

ACTUVGUNB Injection Gun Kit

- Includes (1) 8 oz dye cartridge, and Injector

ACTUVGUNB8 Universal Dye Cartridge (8 oz)

- 8 oz universal dye cartridge services up to 64 applications
- SAE J2297 certified and OEM approved dye
- Service stickers included

ACTUVKITD R12/R134a UV Leak Detection Kit

- Includes (1) 8 oz dye cartridge, (1) R12 Injection Gun Adaptor, (1) R134a Injection Gun Adaptor, (1) pair of UV enhancing glasses, (1) injector and (1) rechargeable true UV light



ACTUVKITD

Ultraviolet Leak Detector Dye Cartridges/Accessories

Stock No.	Description (Chart)
ACTUVGUNA9	R134a Injection Gun Adaptor
ACTUVGUN6	R1234yf Injection Gun Adaptor (Blue Point®)
ACTUVGUN5	R134a Injection Gun Adaptor (Blue-Point®)
ACTUVLITE4	UV Safety Glasses (Blue-Point®)
ACTUVLITEA9	Storage Case



ACTUVC25

Ultraviolet Leak Detector Kits (High Intensity Light)

ACTUVC25 Dye Cartridge with Service Labels

- 25-application dye cartridge with (25) A/C service labels

GLASS20BKYA Safety Glasses

- Soft padded elastomer brow guard provides maximum comfort
- Ventilation channel between frame and lens

- Five position temple length adjustment
- Three position tilt adjustment
- White Snap-on® logo on temples
- Lens provide 99.9% UV protection
- Wrap around lens
- Passes military Vo ballistic test regimen at seven times impact velocity of ANSI® and CSA®
- Complies with ANSI® Z87.1, CSA® Z94.3 and MIL-STD-662 standards



GLASS20BKYA



ACTUVMINI4



ACTUVINJKTA



ACTUVKITRHTA

Ultraviolet Leak Detector Kits (LED Lite)

ACTUVMINI4[‡] Mini LED UV Flex Light and UV Goggles Kit (Blue-Point®)

- Bright LED light with a 12" flexible probe gets into tight spots
- Comfort grip light handle has a convenient on/off button
- Includes a flex light and UV safety glasses

ACTUVINJKTA A/C Leak Detection Kit

- Detects A/C refrigerant leaks quickly and easily
- Universal A/C dye is SAE® certified and OEM approved
- Includes Universal A/C dye to service up to 40 vehicles (ACTUVKITRHT for refills), exclusive gun-style injector and dye cartridge, powerful 1 W Luxeon® light (compatible with fluorescent dye), UV glasses, a convenient storage case, an R134a adaptor and service stickers

ACTUVKITRHTA Dye Cartridge

- Four 1 oz cartridges for use with ACTUVINJKTA
- Services up to 40 vehicles

ACTUVC10 Dye Cartridge with Service Labels

- 10-application dye cartridge with (10) A/C service labels

ACTUVDYE8 Universal Dye

- 8 oz bottle with a precise measuring chamber

Universal A/C Dye

ACTR53625 Universally Compatible A/C Dye

- Universal dye for automotive and HVAC A/C systems
- Cost-efficient, concentrated dye is SAE® J2297 approved
- 25 applications per 2 oz bottle; 1/12 oz per application
- For automotive use, one application equals 1/12 oz (2.5 ml), per 10 oz (300 ml) of oil
- For HVAC use, one application equals 1/12 oz (2.5 ml) per 7 lb (3.2 kg) of refrigerant
- Dye may be injected using any standard dye/oil injector, including the recommended Snap-on® ACT53134A injector
- Compatible with all oils
- After injecting the dye into an automotive or HVAC A/C system and allowing it to circulate, throughout system—then use a UV light to locate the leak



ACTR53625

Ultraviolet Flashlights

CTLUV761 14.4 V MicroLithium UV Cordless Work Light

- Detect leaks with this 14.4 V MicroLithium cordless UV Work Light
- Compatible with standard leak detection dyes
- Inspection range of 8 ft or more
- More than 10 hours of run-time
- Tempered-glass lens
- Resists automotive fluids
- Low battery indicator (10 minutes)
- Works great with ACTR53625 universal dye
- Includes fluorescence-enhancing glasses
- Batteries and charger not included



CTLUV761

Flashlights

ECFUVLEDA True UV Rechargeable Flashlight Kit (Blue-Point®)

- 400 Nm wavelength—the sweet spot for A/C, oil and coolant dye leak detection
- 95-minute run time at constant power output
- Plug-in charger and UV-enhancing glasses are included
- Focusing lens enables broad and narrow searches
- Lithium ion battery
- Compact aluminum housing
- On/off switch is located on the handle

ECFUV17A[‡] 17-LED True UV Flashlight Kit (Blue-Point®)

- (17) true UV LED bulbs provide impressive illumination
- Aluminum body with textured grip for durability and ease of use
- 25,000 hour bulb life for excellent reliability
- Uses (3) AAA alkaline batteries
- On/off switch is located on the handle
- Amber UV safety glasses also included
- 380–385 Nm UV wavelength
- 22-hour run time under normal work conditions



ECFUVLEDA



ECFUV17A



• Wear safety shield (user and bystander).

• Read and follow safety messages in the instructions.

‡These products can expose you to chemicals which are known to the state of California to cause cancer and reproductive harm. See pages P1–P2 for details.

• Read Safety Precautions on pages W1–W4

AIR CONDITIONING: SERVICE EQUIPMENT



ACT91339

AC Service Kit

ACT91339 O-Ring Service Kit (Blue-Point®)

- Complete O-ring assortment for use on R134a and R12 A/C systems
- Includes 18 common O-ring sizes (270 total)




GLASSUV1

Safety Glasses/UV

GLASSUV1 UV Safety Glasses

- Polycarbonate wrap-around lens
- Black nylon frame
- Adjustable temples and lens inclination for a custom fit
- Lens provides 99.9% protection against UV light
- High impact resistance
- Meets ANSI® Z87.1 and CE EN166 standards



ACTR4151A



ACTR5134A



ACTR4772-2



ACTR4772-3

Manifold Test Gauges (R134a)

ACTR4151A[†] Manifold Gauge Set

- Manual couplers are spring loaded to eliminate service valve damage
- Extruded aluminum body with solid brass fittings
- High- and low-side silicon anti-flutter gauges (65 mm) reduce vibration
- Sight glass permits visual monitoring of refrigerant flow
- 96" yellow charging hose, plus 72" red and blue hoses

ACTR5134A[‡] Premium Manifold Gauge Set

- Extra-large
- 80 mm gauge face and oversized sight glass for better visibility
- Large 1/4 turn open/close manifold ball valves
- Manual high and low couplers for quick connections
- 72" red and blue nylon barrier hoses meet EPA, SAE® and UL® standards
- 96" yellow charging hose

ACTR4772-2[†] Low-Side Quick Coupler

- Low-Side Quick Coupler
- #### ACTR4772-3[†] High-Side Quick Coupler
- High-Side Quick Coupler



ACTR9600

Heavy-Duty Manifold Test Gauges

ACTR9600[†] Heavy-Duty Truck/Bus Manifold Gauge Set

- Heavy-duty A/C manifold for large trucks, buses and reefer applications
- Larger profile aluminum block versus smaller import blocks on competitive units
- Heavy-duty conversion couplers for durability
- Couplers are spring-loaded to prevent damage to valve cores
- Silicon-dampened gauges for durability
- Extra-long 96" Goodyear® hoses for added reach; (1) each in red, blue and yellow



ACT51234A

Manifold Test Gauges (R134a/R12)

ACT51234A[‡] Dual Refrigerant Manifold Test Gauge (R12/R134a)

- Three sets of hoses (72" red and blue, plus 96" yellow) permit true interchange between R12 and R134a refrigerants
- Large 1/4 turn positive open/close manifold ball valves
- Oversized sight glass for easy-flow viewing
- Extra-large 80 mm gauge face for better visibility
- Manual high and low couplers for quick connections
- Nylon barrier hoses meet EPA, SAE® and UL® standards
- Extra access port for a vacuum line



ACTR1234YF

ACTR1234YF[†] 1234yf Manifold Gauge Set

- For vehicles using R1234yf refrigerant
 - Red and blue nylon barrier hoses with 12 mm male fittings on both ends
 - R1234yf high- and low-side couplers
- #### ACTR1234YF1[†] R1234yf High-Side Coupler
- For vehicles using new R1234yf refrigerant
- #### ACTR1234YF2[†] R1234yf Low-Side Coupler
- For vehicles using new R1234yf refrigerant

AIR CONDITIONING: SERVICE EQUIPMENT



ACTRB72



ACTRB96



ACTRR72



ACTRR96



ACTRY72



ACTRY96

Replacement Hoses (R134a)

- Low permeation hoses for internal equipment connections
- 1/2" ACME® fittings
- Hoses comply with SAE® J2197

ACTRB72[‡] R134a Replacement Hose

- Blue, 6' length
- Low permeation for internal equipment connections
- 1/2" ACME fittings
- Complies with SAE® J2197

ACTRB96[‡] Replacement Hose

- Blue, 8' Length

ACTRR72[‡] R134a Replacement Hose

- Red, 6' length
- Low permeation for internal equipment connections

ACTRR96[‡] Replacement Hose

- Red, 8' length

ACTRY72[‡] R134a Replacement Hose

- Yellow, 6' length
- Low permeation for internal equipment connections
- Built in automatic shutoff

ACTRY96[‡] Replacement Hose

- Yellow, 8' length

A/C Hose Crimping Tools

Stock No.	Description	Fitting Size	Hose Size	Set Contains:
ACT21001 [‡]	Crimping Tool	—	—	•
ACT21003 [‡]	Standard Die Set	#8	13/32"	•
ACT21005 [‡]	Standard Die Set	#12	5/8"	•
ACT21006 [‡]	Reduced Barrier Die Set	#6	5/16"	•
ACT21007 [‡]	Reduced Barrier Die Set	#10	1/2"	•
ACT21008 [‡]	Reduced Barrier Die Set	#12	5/8"	•

ACTMAN2100[‡]
Set Contains:



ACTMAN2100

ACTMAN2100[‡] Manual A/C Hose Crimper Set (Blue-Point®)

- Easily mounts to a workbench or held securely in a vise
- Includes a complete set of dies covering standard #6, #8, #10 and #12 hose sizes



ACT288



ACT9005



ACT9103



ACT9106



ACT9006

Vacuum Pumps (R12)

Stock No.	Description	Free Air Displacement	Shipping Weight, lb	Ultimate Vacuum
ACT288 [‡]	Vacuum Pump (R12) (Blue-Point®)	Air Operated	5	28 in Hg

Stock No.	No. of Stages	Free Air Displacement	Ultimate Vacuum	Motor	Pump Speed	Electrical Specs	Shipping Weight, lb
ACT9005 [‡]	1	1.8 CFM	80 Microns	1/4 HP	1,440 RPM	110 V, 60 Hz	16
ACT9103 [‡]	1	3 CFM	80 Microns	1/4 HP	1,720 RPM	110 V, 60 Hz	17
ACT9106 [‡]	1	6 CFM	80 Microns	1/3 HP	1,720 RPM	110 V, 60 Hz	22
ACT9006 [‡]	2	6 CFM	15 Microns	1/2 HP	1,720 RPM	110/220 V, 50/60 Hz	24.6

ACT9005[‡] 1.8 CFM Deep Rotary Vane Single-Stage Vacuum Pump (Blue-Point®)

- 1/4 HP, 110 V AC motor
- Ultimate vacuum of 80 microns
- Three inlet port sizes: 1/4 and 3/8" SAE; 1/2" ACME
- Gas ballast valve helps prevent oil contamination
- Easy-access oil fill port
- High-efficiency, single-stage 1.8 CFM pump
- 120 V AC motor
- Weight: 16 lb
- Oil capacity: 6 oz

ACT9103[‡] 3 CFM Single-Stage Vacuum Pump (Blue-Point®)

- 1/4 HP, 120 VAC motor
- Ultimate vacuum is 80 microns
- Three inlet port sizes: 1/4 and 3/8" SAE; 1/2" ACME

ACT9106[‡] 6 CFM Single-Stage Vacuum Pump (Blue-Point®)

- 1/3 HP, 120 VAC motor
- Ultimate vacuum is 80 microns
- Three inlet port sizes: 1/4 and 3/8" SAE; 1/2" ACME

ACT9006[‡] 6.0 CFM Deep Rotary Vane 2-Stage Vacuum Pump (Blue-Point®)

- 1/2 HP, 110/220 V AC motor
- Ultimate vacuum is 25 microns
- Three inlet port sizes: 1/4 and 3/8" SAE; 1/2" ACME
- Easy-access oil fill port
- High-efficiency, two-stage 6 CFM pump
- 120 V AC motor
- Weight: 38 lb
- Oil capacity: 8 oz

- Wear safety shield (user and bystander).
- Read and follow safety messages in the instructions.
- Charger must be OFF when connecting or disconnecting leads.
- DO NOT overcharge batteries.

‡These products can expose you to chemicals which are known to the state of California to cause cancer and reproductive harm. See pages P1-P2 for details.

- Read Safety Precautions on pages W1-W4



AIR CONDITIONING: SERVICE EQUIPMENT (R134A, R12, R1234yf)



ACTR82375



ACT53134A



ACT53135

Oil and Dye Injectors

ACTR82375[†] 2 oz Oil Injector (R134a only)

- Used to add refrigerant oil or large amounts of UV leak-detection dyes to A/C systems
- Quickly adapts to manifold gauge sets or charging equipment
- 1/2" ACME male x 13 mm R134a low side female threads
- 2 oz capacity
- For R134a use only

ACT53134A[†] Oil Injector (Blue-Point®)

- Great for use on standard or hybrid R134a systems
- Any dye/oil can be put into the AC53134A and injected into the system
- Dye/oil can be injected while the system is under a vacuum, or against the pressure while the system is full and running
- Heavy-duty anodized aluminum construction for years of reliable use
- Injection measurements are 1/10 oz for concentrated dye, 1/4 oz for standard dye and ml

ACT53135[†] R1234yf Refill Dye/Oil Injector (Blue-Point®)

- Refillable oil/dye injector for R1234yf vehicles
- Heavy-duty aluminum construction for years of reliable performance
- Complete with a R1234yf low side coupler
- Easy twist-style injector for accurate measurements



ACT1297



ACT2105



ACT1298

Valve Core Tools

ACT1297[†] Master Valve Core Tool Set (R134a/R12)

- High side GM®/Ford® R12 adaptor (1/4 x 3/16")
- High side Ford® R12 adaptor (1/4 x 1/8")
- GM® large bore valve core remover/installer assembly
- JRA R134a valve core remover/installer assembly
- Eton R134a low side valve core remover/installer assembly
- Eton R134a high side valve core remover/installer assembly. Valve assembly enables changes under pressure
- R134a high side connector (16 mm)
- R134a low side connector (13 mm)—1/4" FL swivel connector
- Plastic box for set component storage

ACT2105[†] Orifice Tube Service Kit

- Installs and removes any style orifice tube
- Removes broken screens and tubes
- Includes an auger point shaft puller, brass extension, puller, remover arbor, remover nut and a storage case

ACT1298[†] R1234yf Remover/Installer Kit

- Valve core remover/installer for R1234yf vehicles
- Removes valve cores with no refrigerant loss
- Ball valve construction for years of reliable service
- 17 and 14 mm high- and low-service couplers
- Covers all R1234yf valve cores

Can Tapper Valve

ACT1013 R134a 1/2" ACME-M Self-Sealing Design Can Tap Valve

- 1/2" ACME used for resealable R134a cans
- All metal construction for durability
- Gasket assures leak-proof operation
- Full-grip valve knob
- Built-in safety check valve



ACT1013

ACT413A[‡] Side Mount Can Tap Valve

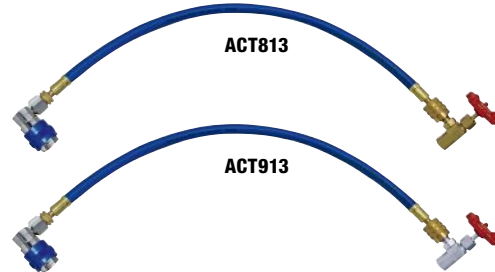
- Fits R134a (2-7/8"), R12 (2-1/2") and oil (2") US standard charge cans
- Includes 1/2" ACME-M and 1/4" FL-M ports
- Internal safety check valve prevents system backflow
- Composite construction with brass ports
- Includes an insert for smaller cans
- Locking handle provides constant pressure



ACT413A

ACT813 R1234yf Piercing Design Recharge Kit

- Charge A/C systems using R1234yf pierce designed cans
- R1234yf 1/2" ACME-LH thread piercing design can tap valve
- R1234yf Low Side Quick Coupler 12 mm-F x 14 mm
- R1234yf 18" blue hose
- Full grip knob design
- Gasket protected for leak-free use



ACT813

ACT913

ACT913 R1234yf Self-Sealing Design Recharge Kit

- Charge A/C systems using R1234yf self-sealing, reusable designed cans
- R1234yf 1/2" ACME-LH thread self-sealing design can tap valve
- R1234yf Low Side Quick Coupler 12 mm-F x 14 mm
- R1234yf 18" blue hose
- Full grip knob design
- Gasket protected for leak-free use

Seal and Clutch Service

ACT1300B[‡] A/C Clutch Remover Set

- Simplifies removal/installation of A/C compressor clutch and clutch plates
- Provides access to shaft seals
- For use with Ford®, Chrysler® and GM® vehicle A/C compressors
- Includes an adjustable spanner wrench



ACT1300B



• Wear safety shield (user and bystander).

• Read and follow safety messages in the instructions.

[‡]These products can expose you to chemicals which are known to the state of California to cause cancer and reproductive harm. See pages P1-P2 for details.

• Read Safety Precautions on pages W1-W4



TEMP100



TEMP200



ACT73A



ACT83A

Thermometers

TEMP100 Multi-Functional Thermometer

- Temperature range of -58–400 °F covers extremes for a multitude of applications
- Overall length enables maximum reach of 6-15/64"
- Magnet on the end of the protective sleeve can be used as a pickup tool
- Reads in Fahrenheit (F) or Celsius (C)
- Can be calibrated in the field
- Snap-on® Instinct® handle
- Narrow tip steel shaft provides quicker readings than thicker shaft units
- Easy-to-read LCD display
- Data hold button holds readings especially in hard-to-see areas
- Handy pocket clip for easy access of the tool at all times
- Auto power off (35 minutes)
- Dual magnets on the pocket clip to mount to ferrous surfaces, such as a tool storage unit
- Slots in the pocket protector result in quick air temperature readings
- Verifies A/C and heating system temperatures to ensure proper functioning
- Checks vent temperatures to ensure proper system airflow to each vent

TEMP200 Digital Dual Thermometer

- Provides the ability to measure temperature at two different locations, provides a differential value and expedites the tuning of HVAC systems
- 10' cable provides the ability to support larger vehicles, multi-vented SUVs and other similar applications
- Large easy-to-read LCD provides quick and accurate usage of the tool
- Strong clip on the back of the housing provides the ability to quickly attach the main unit to most venting systems
- Handy magnetic tip on the external sensor provides the ability for hands-free operation and measurement
- Large magnet on the back of the clip provides the unit a more versatile attachment method within engine compartments and other ferrous locations
- Temperature range: Internal -4–122 °F/-20–50 °C; External -58–158 °F/-50–70 °C
- Accuracy: ±1

ACT73A Dual Scale Dial Type Thermometer (Blue-Point®)

- Range 0–220 °F in 2° increments
- Checks temperature of condenser, outside air and cooling power
- Pocket clip for easy locating and mobility
- Gauge is 1-3/4" dia.; Stainless steel shaft is 5" long

ACT83A Pocket Dial Type Thermometer (Blue-Point®)

- Temperature range 0–220 °F in 2° increments
- Immerse stem about 2" in liquids, 4" in gases
- Checks temperature of condenser, outside air and cooling power
- Pocket clip for easy locating and mobility
- Magnifying lens makes reading easy
- Gauge is 1" dia.; Stainless steel shaft is 5" long



ACT1046C



TR108



TR109



ACT1290A



ACT81290



ACT407



R404



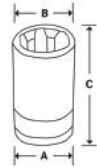
RF818SC



TLE60A



TLE80A



Service Tools

Pressure Flush Kit (Blue-Point®)

- Pressure flush condensers, evaporators and refrigerant lines after A/C system is completely discharged
- Designed to work with any lightweight flushing material that can be mixed with pressurized air
- Includes flush gun, hose, canister and canister adaptor

TR108 Tire Valve Core Tool

- Designed to install and remove standard tire valve cores
- Larger screwdriver-style handle
- Comfortable, durable acetate handle
- 4-3/4" long

TR109 Valve Core Tool

- Used to remove or replace valve cores on A/C systems (large bore)
- 6-3/4" long

ACT1290A Universal Valve Core Service Tool

- Removes and replaces standard size Schrader®-style valve cores, plus the larger size found in GM® vehicle systems

ACT81290 Universal Large Bore Remover

- For use on R12/R134a standard valve cores and JRA/EATON® large bore R134a valve cores

ACT407 Fin Straightener and Cleaner

- Multihead tool handles 8, 9, 10, 12, 14 and 15 fins per inch
- 4-1/4" long

R404[‡] Refrigeration Ratcheting Box Wrench

- Four popular square sizes: 3/16, 1/4, 5/16 and 3/8"
- Quick ratcheting action with reverse levers at both ends

RF818SC[‡] 9/16" 6-Point 1/4" Female Square Refrigerant Ratcheting Box Wrench

- 9/16" 6-point for servicing compressor valve caps on one end
- 1/4" female square on the other end for vehicles without Schrader® valves

TLE60A 1/4" Drive TORX® E6 Shallow Socket

- Services E6 TORX® fasteners on 1977-later Eaton® and York® compressors
- Nickel-chrome plating helps protect against corrosion and makes it easy to wipe clean
- Manufactured from special alloy steel and treated for optimum strength and durability
- Use of a standard TORX® bit socket on a TORX Plus® fastener may result in a rounded out fastener head or damaged bit socket

TLE80A 1/4" Drive TORX® E8 Shallow Socket

- E8 is the correct size to use on upper alternator/generator studs on 2005 Ford® Escape® and 2005 Mazda® Tribute
- Other applications include the head bolts on many automotive A/C compressors
- Nickel-chrome plating helps protect against corrosion and makes it easy to wipe clean
- Manufactured from special alloy steel and treated for optimum strength and durability
- Use of a standard TORX® bit socket on a TORX Plus® fastener may result in a rounded out fastener head or damaged bit socket



• Do not use chrome or industrial finish hand tools with power drivers or impact drivers.
[‡]These products can expose you to chemicals which are known to the state of California to cause cancer and reproductive harm. See pages P1-P2 for details.
 • Read Safety Precautions on pages W1-W4

COOLING: RADIATOR TOOLS



RADKITULTRA



SVTSRAD272A



SVTSRAD272U



SVTSRAD372TA



YA4506

Vacuum Cooling System Fillers

RADKITULTRA Cooling Refill/Retention Tool

- Performs both “Coolant Refill” and “Retention”, saving significant time on coolant jobs
- Easy to change from “Refill” to “Retention” so there is no need for two tools, like many competitive products
- Removes hard-to-reach air pockets that can overheat the vehicle
- 5' exhaust hose directs coolant mist away from the work area and vehicle for safety
- Allows the removal of components such as thermostats, temperature sensors and lower radiator hoses—without draining the system
- Convenient push-button vacuum control valve
- Protective gauge boot helps prevent damage and scratches
- Comes in a rugged case for organized storage
- Vacuum gauge 0–30 in Hg

SVTSRAD272A[†] Vacuum Cooling System Filler

- The cooling system refiller provides a benchmark in pumping speed and system evacuation
- The Venturi creates a maximum vacuum of 28.2 Hg, translating to 14% less air remaining within the cooling system; a significant improvement over the previous Snap-on[®] model
- Evacuation pumping speed has been improved to 2.6 CFM over the existing 2.0 CFM standard of other units, resulting in a 30% increase in speed
- Refill the system faster than ever with a refill rate of 22.7 seconds/gallon—a 23% increase in speed
- Works with all existing TA* and TAB* cooling adaptors—available separately for virtually all import and US vehicles
- Eliminates cooling system air locks that can cause overheating
- Ideal for vehicle-specific shops or municipal garages
- Able to use the adaptors provided with the SVTS272A
- Gauge includes an internal shock resistance feature and protective rubber boot to assure an accurate reading
- Includes a main body assembly, Venturi and hose assembly, suction hose assembly and instruction manual with complete adaptor list

SVTSRAD272U[†] Universal Cooling System Filler

- Same features as SVTSRAD272A, except unit is a universal version that does not require cooling system adaptors
- Includes (2) universal-style cones to cover most applications
- The cooling system refiller provides a benchmark in pumping speed and system evacuation
- The Venturi creates a maximum vacuum of 28.2 Hg, translating to 14% less air remaining within the cooling system; a significant improvement over the previous Snap-on[®] model
- Evacuation pumping speed has been improved to 2.6 CFM over the existing 2.0 CFM standard of other units, resulting in a 30% increase in speed
- Refill your system faster than ever with a refill rate of 22.7 seconds/gallon—a 23% increase in speed

SVTSRAD372TA[†] Truck Coolant Refiller

- The first refiller designed specifically for large trucks and oversize systems; built of the highest quality parts and cut from aircraft-grade aluminum alloy
- The dual Venturi system has a higher capacity and a faster vacuum capability than smaller automotive refillers
- Redesigned pressure gauge allows the tech to read the gauge from the shop floor and not have to climb to an elevated position to monitor the tool
- Longer and larger intake hoses are included to accommodate the height and length of large vehicles and trucks
- Fast refilling in coolant evacuation—a 20-gallon system can be emptied in under 10 minutes
- New vacuum generator creates a much higher vacuum than is possible with alternative products—provides the most complete fill possible, and reduces the risk of callbacks due to trapped air or other complications

YA4506 Universal Radiator Adaptor (Blue-Point[®])

- Four expandable rubber discs allow for coverage of most cars and light trucks
- Compatible with radiator necks and reservoir tanks
- For use with RADKITPLUSA, RADKITULTRA cooling system fillers
- For use with SVTS272A cooling system pressure tester
- Vehicle Specific adaptors are also available for cars and trucks in the following sets: SVTA18000, SVTA9100, SVTAB1400A



RADKITPLUSA

Vacuum Cooling System Fillers

RADKITPLUSA Cooling System Vacuum/Filler

- Easily eliminates cooling system air locks that can cause overheating
- Uses shop air to pressure test large volumes safely and quickly with a 15 PSI maximum pressure release valve
- Gauge protector helps prevent damage to gauge housing
- Vacuum generator plus large internal passageways produce an industry-leading coolant retention rate exceeding 12 CFM
- Switch from coolant retention to pressure testing with the turn of a valve handle
- Requires a 90 PSI (4.2 CFM) air supply
- Includes a Venturi assembly gauge, gauge protector, refill hose assembly, adaptors for most applications, universal fit cone adaptor, hose assembly and instruction manual with a complete adaptor list
- Includes a storage case



RADKITPLUSJR

RADKITPLUSJR Vacuum Cooling System Refiller (Blue-Point®)

- Reduces system filling time, eliminates air locks and checks for system leaks
- Compact size allows access in restricted underhood areas
- Cone adaptor ensures the unit will work on most US and import passenger vehicles and light trucks
- Push-button control valve eliminates the need to interchange hoses
- Shop air (90 PSI) quickly draws a powerful vacuum
- Eliminates system bleeding and purging

COOLING: TESTERS



SVTS272A

Cooling System Testers

SVTS272A[†] Cooling System Pressure Tester Kit

- Pressure test radiator and cooling systems of most cars and light trucks with the four most common adaptors included
- Tester achieves the required 35 PSI with fewer pump strokes
- New comfortable soft grip knob reduces palm fatigue
- New knurled shank reduces hand slippage while pumping
- New clear view gauge face, red protective boot and laser marking give it a true Snap-on® family look
- For easy identification, adaptors look like the caps from the systems they test
- Optional adaptors available in kit SVTA18000
- Includes a protective storage/carry case SVTS272A-PB



SVTS263A

SVTS263A[†] Air Powered Cooling System Pressure Tester

- Uses pressure regulated shop air to pressure test cooling systems for leaks
- Sensitive pressure regulation allows safe testing of small systems
- Sufficient capacity to fill large systems in seconds
- Stainless steel rugged and chrome-plated components ensure maximum durability and a lasting finish
- Pressure gauge has internal shock absorber protection and rubber boot
- Safety spring release cap assembly limits pressure to no more than 30 PSI
- Convenient swivel hook allows the unit to be hung from under the vehicle hood
- Includes (3) of the most common cooling system adaptors: TAB10036, SVT262-28A and TA38C



SVTS2000

SVTS2000[†] Coolant Barrier and Pressure Tester

- Change cooling system components without draining the system
- Uses shop air to pressure test large volumes safely and quickly with a 15 PSI maximum pressure release valve
- Large hose and higher airflow allows even overfilled systems to be worked on without draining
- Vacuum generator plus large internal passageways produce an industry leading coolant retention rate in excess of 12 CFM
- Switch from coolant retention to pressure testing with the turn of a valve handle
- Clear intake hose allows the technician to see when the coolant is being pulled into the tool



• Wear safety shield (user and bystander).
[†]These products can expose you to chemicals which are known to the state of California to cause cancer and reproductive harm. See pages P1–P2 for details.
 • Read Safety Precautions on pages W1–W4

COOLING: RADIATOR TOOLS



SVT262-28A SVT262-29 TA16B



TA18B TA27 TA30A



TA31A TA32A TA34A



TA36GM TA38C TA39A



TA41 TA44 TA46



TA48 TA50



TA52 TA54



TA104



SVTA9100



SVTA18000

Cooling System Tester Accessories

Radiator adaptors and cap adaptors listed below can be used with the SVTS272A Series and SVTS263 Series cooling system testers. See the SVTS272A cooling system tester instruction manual for a complete listing of specific model year applications. Interactive adaptor search is also available at www.snaponradiatortools.com.

Radiator Adaptor	Cap Adaptor	Vehicle Application
SVT262-28A	SVT262-29	Acura®, Chevrolet®, Chrysler®/Dodge®/Eagle®/Plymouth®, Ford®/Lincoln®/Mercury®, Geo, Honda®, Hyundai®, Infiniti®, Isuzu®, Lexus®, Mazda®, Mitsubishi®, Nissan®, Subaru®, Suzuki® and Toyota®
TA16B	—	Volkswagen® and Audi®
TA18B	—	Volvo®, Saab®, Jeep®, Sterling® and Renault®
TA27	—	Volvo® Large Trucks with 63 mm x 3 mm Threaded Filler Neck
TA31A	TA30A	Volkswagen®
TA32A	—	Buick®, Cadillac®, Chevrolet®, Ford®, International®, Mercedes-Benz®, Oldsmobile, Pontiac®, Saturn®, Freightliner®, Kenworth® and Peterbilt®
TA34A	—	Cadillac®, Chevrolet®, DAEWOO®, Ford®, Jaguar®, Land Rover®, Pontiac®, Saab®, Saturn® and Suzuki®
TA36GM	—	Buick®, Cadillac®, Chevrolet®, Chrysler®, Dodge®, Freightliner®, GMC®, Hummer®, Isuzu®, Jeep®, Mazda®, Oldsmobile, Pontiac®, Saab®, Saturn®, Suzuki®, and Thomas Built Buses®
TA38C	TA39A	Acura®, Chevrolet®, Chrysler®, Dodge®, Eagle, Geo, Honda®, Isuzu®, Lexus®, Mazda®, Mitsubishi®, Pontiac®, Scion®, Subaru®, Suzuki®, Toyota®
TA41	—	Audi®, Bentley®, Lamborghini®, Porsche®, Volkswagen®
TA44	—	Chrysler®, Infiniti® and Mercedes-Benz®
TA46	—	Aston Martin®, Ford®, Jaguar® and Mazda®
TA48	—	Lexus®, Lotus®, Scion® and Toyota®
TA50	—	Volvo® Large Trucks with 48 mm x 3 mm Male Thread on Filler Neck
TA52	—	Mazda® 3 and Volvo® S40/V50 (2004-later)
TA54	—	Freightliner® trucks with 60 x 3 mm male thread on filler neck
TA104*	—	2021 Kia® K5

Please see [snaponradiatortools.com](http://www.snaponradiatortools.com) to enter vehicle make, model and year.

*New adaptor not included in any existing sets

SVTA9100 9 pc Truck Cooling System Adaptor Set

- Built of high-grade aluminum, steel and composite materials
- Developed to work in conjunction with existing coolant system pressure testers and refillers; SVTS272 Coolant System Pressure Tester and SVTSRAD372TA Large Truck Refiller
- Includes: NEW TA42 and TA52 plus the TA18B, TA27, TA32A, TA50, TA54, TA84, and TA4505; packaged in the PBSVTA8100 Carry Case
- Includes a laminated adaptor application sheet for quick reference and the cooling system application booklet
- Interactive adaptor search is also available at www.snaponradiatortools.com
- Technical Support: 877-762-7664

SVTA18000 18 pc Anodized Aluminum Cooling System Adaptor Kit

- Set contains (18) adaptors in a plastic case, including: SVT262-28A, TA16B, TA18B, TA31A, TA34A, TA36GM, TA38C, TA41, TA44, TA46, TA48, TA52, TA56, TA58, TA86, TA93, TA345A and TA445
- Contains the adaptors necessary to test most of the passenger vehicles on the road today
- Adaptors are made with anodized aluminum and chrome plated zinc
- Includes a laminated adaptor application sheet for quick reference and the cooling system application booklet
- Interactive adaptor search is also available at www.snaponradiatortools.com
- Plastic box available separately (PBSVTA1417)

Cooling System Tester Accessories

Radiator Adaptor	Cap Adaptor	Vehicle Applications
—	SVT262-21	Audi®, Buick®, Cadillac®, Chevrolet®, Chrysler®, Dodge®, Eagle, Ford®, GMC®, Hummer®, Isuzu®, Jaguar®, Jeep®, Lincoln®, Mazda®, Mercedes-Benz®, Mercury®, Mitsubishi®, Oldsmobile, Pontiac®, Plymouth®, Subaru®, Volkswagen® and Volvo®
SVT262-28R †	—	Toyota® Sienna® (1998–2006) Remote-Style Adaptor
TA245A	—	BMW® and Mercury®
TA345A	—	BMW® and Land Rover®
TA445	—	BMW® and Rolls-Royce®
TA450A	—	AGCO®, John Deere®, Massey-Ferguson®, White and Other Trucks and Heavy-Duty Vehicles with Large Fill ("B") Neck (2-11/16") Includes A450-1A Rubber Plug
TA4503	—	Buick®, Chevrolet® and Pontiac®
TA4505	TA4504	AGCO®, John Deere®, Massey-Ferguson®, White and Other Trucks and Heavy-Duty Vehicles with Large Fill ("B") Neck (2-11/16")
TA56	—	Cadillac® CTS® V (2009–current), Chevrolet® Cobalt SS (2005–2010) and Volt, Chrysler® Pacifica® (2017–current) and Saturn® Ion Redline (2004 and later) with Supercharger cooling systems
TA58	—	Dodge® Sprinter® Van (2007–2010) with 42 x 2.5 mm Thread On Filler Neck and Mercedes-Benz® Sprinter® Van (2011–current)
TA60	—	Porsche® Boxter/Cayman® (2007–2014) Remote-Style Adaptor
TA63	—	BMW® (5, 6 and 7 series; X5 and X6), Infiniti® (2019–current QX®30 and QX®50), Rolls-Royce® Ghost and SMART® (all models, 2016–current)
TA67	—	KTM® Motorcycles
TA72	—	Alfa Romeo®, Dodge®, Fiat®, Maserati® and McLaren®
TA84	—	Kenworth® T270 and T370 Trucks (2015–current)
TA86	—	Hyundai® and Kia®
TA88	—	XC90T8 Hybrid and XC40® Volvo®
TA92	—	Chevrolet® and GMC® pick-ups with Duramax®: for use with pressure testing; note: left hand thread (2017–current)
TA93	—	Chevrolet® and GMC® with Duramax® (L5P diesel) (2017–current)

Please see snaponradiatortools.com to enter vehicle make, model and year



SVT262-21



SVT262-28R



TA245A



TA345A



TA445



TA450A



TA4503



TA4505



TA4504



TA56



TA58



TA60



TA63



TA67



TA72



TA84



TA86



TA88



TA92



TA93



- Wear safety shield (user and bystander).
- †These products can expose you to chemicals which are known to the state of California to cause cancer and reproductive harm. See pages P1–P2 for details.
- Read Safety Precautions on pages W1–W4

COOLING: RADIATOR TOOLS



Cooling System Adaptors

Radiator Adaptor	Cap Adaptor	Application
TAB10022	TAB1C023	Audi®, Porsche®, Smart®, Volkswagen®
TAB10025	TAB1C026	Ferrari®, Renault®, Saab®, Sterling®, Volvo®
TAB10031	—	Volkswagen® (1990–1998)
TAB10034	—	Ford®, Jaguar®, Saab®, Saturn®
—	TAB1C047	Aston Martin®, Ford®, Jaguar® and Mazda®
TAB10036	TAB1C035	Buick®, Cadillac®, Chevrolet®, Dodge®, Ford®, Freightliner®, GMC®, Hummer®, Infiniti®, International®, Isuzu®, Jaguar®, Jeep®, Land Rover®, Lincoln®, Mazda®, Mercedes-Benz®, Mercury®, Nissan®, Pontiac®, Saab®, Saturn®, Suzuki®
TAB10041	—	Audi®, Bentley®, Lamborghini®, Porsche®, Volkswagen®
TAB10044	—	Chrysler®, Mercedes-Benz®
TAB10046	—	Aston Martin®, Ford®, Jaguar®, Mazda®
TAB10048	TAB1C049	Some Lexus®, Scion®, Toyota® (especially hybrids)
TAB10052	TAB1C053	Aston Martin®, Ford®, Land Rover®, Mazda®, Volvo®
TAB10056	—	Cadillac®, Chevrolet®, Saturn®, Chrysler®
—	TAB1C057 [†]	Cadillac® CTS® V (2009–current), Chevrolet® Cobalt SS (2005–2010) and Volt, Chrysler® Pacifica® (2017–current) and Saturn® Ion Redline (2004 and later) with Supercharger cooling systems
TAB10058	—	Dodge®, Freightliner®, Mercedes-Benz® Sprinter® Vans
TAB10063	TAB1C026	BMW® Turbocharger, MINI®, Nissan®, SMART®
TAB10069	—	KTM® Motorcycles
TAB10070	—	Aprilia® Motorcycles
TAB10072	TAB1C026	Alfa Romeo®, Fiat®, Maserati®, McLaren®, RAM®
—	TAB10074	Bentley®: some models Volkswagen®: Sharan (EU) Volkswagen®: Phaeton 2004–2006 (US)
TAB10076	—	Liebherr® Cranes, Van Hool® Bus
TAB10078	—	Porsche® Boxter and Cayman®
TAB10086	TAB1C087	Hyundai®, Kia®
—	TAB1C089	Volvo® XC90 T8 Hybrid and XC40
TAB10090	—	Industrial Applications with 4" Opening
TAB10093	—	Chevrolet® and GMC® Pickups with Duramax®: for Use with Vacuum Filling (Note: left-hand thread)
TAB10245	—	Pre-1988 BMW®, Merkur
TAB10345	—	Most Models BMW® (1988–2008), Land Rover®
—	TAB1C346	BMW® and Land Rover®
TAB10445	TAB1C446	BMW®, Rolls-Royce®

TAB10052R Cooling System Remote-Style Adaptor

- Using the remote adaptor can save between 30–60 minutes when testing the cooling system
- No need to remove the cowlings to access the cooling system cap
- Anodized aluminum and chrome-plated zinc add durability and corrosion resistance
- For use in low overhead applications, such as Ford® Escape® (2013–2016) and Volvo® XC90 (2016–2022)

SVTAB1400A 14 pc Cooling System Adaptor Set (Blue-Point®)

- TAB Series adaptors feature composite metal/plastic construction
- Includes (14) composite metal/plastic radiator adaptors: TAB10022, TAB10025, TAB10031, TAB10034, TAB10041, TAB10044, TAB10046, TAB10048, TAB10056, TAB10058, TAB10086, TAB10093, TAB10345, TAB10445, packaged in the PBSVTA1417 Storage Case
- Most adaptors are shaped like the caps from the systems they test for easy identification
- Storage case has extra storage compartments to accommodate the pump and gauge assembly and original four adaptors from the SVTS272A set (sold separately)
- Interactive adaptor search is also available at www.snaponradiatortools.com
- Includes a laminated adaptor application sheet for quick reference and the cooling system application booklet
- Technical Support: 877-762-7664
- For use with SVTS272A pressure tester (sold separately)



SVTAB1400A

Leak Testers

GDCT16 Combustion Leak Tester

- Provides an easy and quick way to diagnose engine overheating problems
- Checks for leaks between the combustion chamber and the cooling system
- Tests head and gasket for combustion leaks before removing the radiator
- Double chamber in the testing unit provides a high level of accuracy
- For use on water-cooled gas and diesel engines
- Kit includes a complete test chamber, 16 oz bottle of testing fluid and instructions

GDCT161 Leak Detector Fluid (Blue-Point®)

- 16 oz bottle of leak testing fluid for the GDCT16 Combustion Leak Tester



GDCT16

Antifreeze and Coolant Tester

AF102 Antifreeze Hydrometer (Blue-Point®)

- Degree of protection is indicated by a direct reading; no temperature compensation scales are required
- Range of -60–32 °F
- Range of -51–0 °C
- Tests hot and cold solutions



AF102

COOLING: SERVICE TOOLS

Hose Cutters and Removers

YA1000A 9-5/8" Multi-Cutter (Blue-Point®)

- Ideal for cutting heater hoses, fuel line hoses, copper wiring, PVC pipes, wiper hoses and air brake hoses, plus any resilient or semi-resilient material with a 0–1-1/8" dia
- Comfort contoured handles with plastic grips
- Wire loop for safe storage
- 9-5/8" long

YA1000A1 Replacement Blade

- Replacement blade for the YA1000A Multi-Cutter

HCR1 Heater Hose Coupler Removal Tool (Blue-Point®)

- Removes broken heater hose couplers on GM® vehicles
- Can be used with an impact wrench



YA1000A



HCR1



YA9521



YA9325-1



YA9980A



YA6160



FCT706



YA6120

Fan Clutch Wrenches/Pulley Holders

YA9521[†] Flat Wrench (Blue-Point®)

- 36/48 mm wrench size, 356 mm long

YA9325-1[†] Metric Flat Wrench (Blue-Point®)

- 36 mm wrench size, 343 mm long

YA9980A[†] Water Pump Fan Clutch Pulley Holder (Blue-Point®)

- Used on vehicles with pressed on pulleys
- For use on 6.0 L V8 1999–later GM® and 3.9 L V6, 4.7 L V8, 5.2 L V8, 5.9 L V8, 8.0 L V10 1998–later Chrysler®
- Cannot be used on Chrysler® 4.7 L V8 using factory replacement water pumps

YA6160[†] Universal Fan Clutch Pulley Holder (Blue-Point®)

- Removes and replaces the fan clutch on vehicles using bolt-on water pump pulleys
- Reverse pulley holder is for assembly operations
- Use with the YA9521 36/48 mm wrench or YA9526 40 mm wrench for many Chrysler®, Ford®, Lincoln®, Mercury® and GM® applications

FCT706 Fan Clutch Wrench (Blue-Point®)

- Used for heavy-duty truck engines
- Hole pattern on the tool aligns with fasteners on the fan hub
- Open end wrench is used to remove the fan clutch
- 24-1/2" long for maximum leverage

YA6120[†] Fan Clutch Wrench Set (Blue-Point®)

- Ford®/Lincoln®/Mercury® applications include E-Series® trucks
- 4.9 L (1984–1991), F-Series® trucks 4.9 L (1984–1992), Bronco® II and Ranger® 2.8 L (1984–1985), Ranger® 2.9 L (1986–1992), Aerostar® 3.0 L (1986–1988), Aerostar® and Ranger® 4.0 L OHV (1990–later), Explorer® 4.0 L OHV (1991–later), Mazda® Navajo 4.0 L OHV (1991–1994), Mazda® B4000 4.0 L OHV (1995–later), Explorer® 4.0 L V6 SOHC (1997–later) and Mountaineer® 4.0 L V6 SOHC (1998–later)
- GM® Applications: ASTRO and Safari vans 4.3 L, Blazer®, Jimmy and Bravada SUV 4.3 L, S10, Sonoma and Isuzu® Hombre pickups with 2.2 L 4 cylinder and 4.3 L V6, C1500, C2500, C3500, K1500, C1500/C2500/C3500/K1500 Sierra® pickups, G1500/G2500 Chevrolet® Express, G1500/G2500 Savana® vans 4.3 L V6, 5.0 L V8 and 5.7 L V8; and Suburban®, Tahoe®, Yukon®, Escalade®, Denali® and Envoy® 5.7 L V8



• Wear safety shield (user and bystander).

• Plastic coated handle does not protect against electric shock.

†These products can expose you to chemicals which are known to the state of California to cause cancer and reproductive harm. See pages P1–P2 for details.

• Read Safety Precautions on pages W1–W4

COOLING: SERVICE TOOLS



RCR1



RCR2



RCR3



GA424A



LDTSP4



2009FPI



OCR2



RDSF1

Radiator and Freeze Plug Tools

RCR1 Radiator Coolant Reservoir Cap Tool

- 3/8" drive tool is used to remove stubborn radiator coolant reservoir caps on 2006–current BMW® vehicle engines
- Will not mar the reservoir cap like pliers can
- Made of nylon

RCR2 Radiator Coolant Reservoir Cap Removal Tool

- Made with a tough nylon material that will not damage the coolant reservoir and oil fill caps
- Steel square drive for added durability
- Use with a 3/8" drive ratchet
- Removes and installs radiator caps on 2008–current Peterbilt® semitrucks

RCR3 Coolant Cap Wrench for Ford® Vehicles

- 3/8" drive crowfoot wrench for the removal and installation of the coolant reservoir caps without damage
- Used to help loosen coolant caps that are often corroded and difficult to remove
- Industrial finish protects against corrosion

GA424A Belt Tension Gauge (Blue-Point®)

- 30–180 lb (130–800 N•m) range
- Squeeze handle, place gauge on drive belt, release handle and read

LDTSP4 Quick Disconnect Fittings Set (Blue-Point®)

- Includes 3/8", 1/2", 5/8"-30% and 5/8"-39% sizes
- Applications: 1996–newer GM® vehicles, many 2004–newer Daimler Chrysler® vehicles, some 2005–newer Mercedes-Benz® vehicles, V-Rod®, Freightliner®, Peterbilt®, Volvo® and White®
- Handy spring action keeps the tool on the line for ease of use
- Teeth fit perfectly into the tight tolerance of Jiffy-tite® connectors
- When rotated, allows the line to be pulled without damage to the connector or retaining clip
- Fits most popular Jiffy-tite® fittings found on transmission cooler lines and radiators

2009FPI Freeze Plug Installer Kit

- 18-1/2" long installing tool with ball-type swivel for easy positioning
- Includes (7) installer heads in 20, 25, 30, 35, 40, 45 and 50 mm sizes

OCR2 Radiator Reservoir and Oil Fill Cap Tool

- Tough nylon material will not damage reservoir and oil fill caps
- Steel square drive for added durability
- Used with a 3/8" drive ratchet
- Used for radiator reservoir caps on VW® vehicles, and oil fill caps on Audi®, Honda®, Toyota®, Chevrolet®, Ford® and Jeep® vehicles

RDSF1 1/4" Drive Radiator Drain Plug Socket

- Compact size allows for fitment into limited-access areas
- 1/4" drive and external hex shape allow the socket to be turned with a ratchet or wrench in tight spaces
- Socket designed specifically to engage drain plugs, minimizing the risk of damage to the drain plug or radiator
- Bright and clean nickel-chrome finish creates a corrosion resistant surface that withstands chemicals and solvents for prolonged tool life



Hose Clamp Pliers

HCP48ACF Hose Clamp Pliers

- Three-position joint gives a wider jaw spread
- For 3/4–2" dia. clamps
- Specially milled jaw holds the hose clamp securely for removing or replacing
- Radial jaw serrations allow the user to grip and adjust the hose

HCP9 Corbin Heater Hose Clamp Pliers (Blue-Point®)

- 9" long
- Removes or replaces all spring wire hose clamps
- Deep, slotted jaws swivel 180° and lock in three different positions

HCP10 Mobebe Heater Hose Clamp Pliers (Blue-Point®)

- 9" long
- Removes or replaces all spring wire hose clamps
- Deep, slotted jaws swivel 180° and lock in three different positions
- Used for hose clamps found on GM®, Ford®, VW®, BMW®, Toyota®, Volvo® and Audi® vehicles

HCP20[‡] Mobebe Heater Hose Clamp Pliers (Blue-Point®)

- For heater and radiator hoses found on 1988–1990 GM®, Ford®, Chrysler® and most imports
- Jaws pivot to almost any angle

YA497A Hose Removal Pliers (Blue-Point®)

- Simplifies the removal of 5/32–1/2" vacuum and fuel hoses
- 8" long

PHP1A 9-1/4" Swivel Jaw Hose Clamp Pliers (Blue-Point®)

- 9-1/4" overall length—clamps hoses up to 1-1/4" O.D.
- Designed with a self-locking feature that holds after pressure is applied, simply pull the pliers handle apart to release the pressure
- Used to seal vacuum hoses and fuel lines, plus other flexible materials
- Patent-pending offset design allows greater access in hard-to-reach areas

PHP2A 14" Swivel Jaw Hose Clamp Pliers (Blue-Point®)

- 14" overall length—clamps hoses up to 2-1/2" O.D.
- Designed with a self-locking feature that holds after pressure is applied, simply pull the pliers handle apart to release the pressure
- Used to seal vacuum hoses and fuel lines, plus other flexible materials
- Patent-pending offset design allows greater access in hard-to-reach areas

PHP3A 5-1/2" Swivel Jaw Hose Clamp Pliers (Blue-Point®)

- 5-1/2" overall length—clamps hoses up to 3/4" O.D.
- Designed with a self-locking feature that holds after pressure is applied, simply pull the pliers handle apart to release the pressure
- Used to seal vacuum hoses and fuel lines, plus other flexible materials
- Patent-pending offset design allows greater access in hard-to-reach areas

HCL103[‡] 3 pc Spring Hose Clamp Lock Set

- Allows a technician to hold the hose clamp open while freeing up hands and pliers to access the next clamp
- Compact size allows a technician plenty of room to work while tool is employed
- Available in three sizes to fit most clamp styles

HCL1[‡] .450" Hose Clamp Lock

- Designed to work on larger clamp styles
- Compact size allows technician plenty of room to work while tool is employed
- Allows a technician to work more efficiently and quickly

HCL2[‡] .350" Hose Clamp Lock

- Designed to work on medium-sized hose clamps
- Compact size allows technician plenty of room to work while tool is employed
- Allows a technician to work more efficiently and quickly

HCL3[‡] .150" Hose Clamp Lock

- Designed to work on smaller hose clamps
- Compact size allows technician plenty of room to work while tool is employed
- Allows a technician to work more efficiently and quickly

HCP10RK Service Kit (Blue-Point®)

- Includes one pair of replacement tips plus a replacement spring for HCP10

Steel Line Stoppers

HCP3KT 3 pc Hose Pinching Pliers Set (Blue-Point®)

- Includes (3) hose pinching pliers (6, 7 and 10")
- Includes a storage pouch

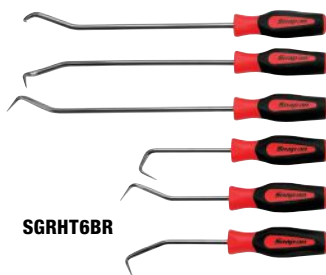


• Do not smoke, have a flame, or create a spark near fuel vapors.
 • Wear safety shield (User and Bystander). Explosion or ignited gases can cause injury.
 • Read and follow all safety precautions accompanying the product.
 • Unexpected electrical, thermal, or mechanical occurrences can cause injury.
 ‡These products can expose you to chemicals which are known to the state of California to cause cancer and reproductive harm. See pages P1–P2 for details.
 • Read Safety Precautions on pages W1–W4

COOLING: SERVICE TOOLS



SGRHT2BR



SGRHT6BR



SGRHTLB3BR



SGAL102BR

Colors Available



Red Orange Green

* R O G

** B O G

ADD SUFFIX TO STOCK NUMBER FOR SPECIAL COLORS.

Soft Grip Hose Picks

- Ideal for removing and replacing hoses and clamps
- Unique hose blade design for getting around difficult obstacles
- Soft, solvent-resistant handle provides a sure, comfortable grip
- Instinct® handle provides maximum comfort and grip

SGRHT2BR*
SGRHT6BR*
SGRHTLB3BR*
SGA102BR*
SGAL102BR*

Stock No.	Description	Blade Length, inches (mm)	Length, inches (mm)						
SGA173BR*	Soft Grip Radiator Hose Pick	5-2/5 (137)	10.33 (262)	•	•				
SGA174BR*	Soft Grip Radiator Hose Pick	5 (127)	9.84 (250)		•				
SGA175BR*	Soft Grip Radiator Hose Pick	4-3/5 (117)	9.51 (241.6)		•				
SGA1710BR*	Soft Grip Radiator Hose Pick	11-3/5 (295)	16.56 (420)	•	•				
SGA1711BR*	Soft Grip Radiator Hose Pick	10-4/5 (275)	15.8 (401)		•				
SGA1712BR*	Soft Grip Radiator Hose Pick	11 (279)	15.9 (404)		•				
SGA176BR	Soft Grip Radiator Hose Pick	5-3/5 (143)	10.5 (267)				•		
SGA177BR	90° Blade Soft Grip Radiator Hose Pick	5-1/5 (132)	10.09 (256)				•		
SGCP1BR*	Soft Grip Cotter Pin Puller	5-1/10 (131)	10 (254)				•		
SGA1713B**	Radiator Hose Pick Long Blade	8-1/8 (206)	13 (330)					•	
SGA1714B**	Radiator Hose Pick Short Blade	4-7/8 (124)	9.625 (244)					•	
SGAL1713BR*	Instinct® Bent Wide Tip Radiator Pick	21-3/4 (552)	26.625 (676.2)						•
SGAL1714BR*	Instinct® Straight Wide Tip Radiator Pick	21-5/8 (549)	26.5 (673.1)						•

Set includes storage tray

COOLING: REMOTE HOSE CLAMP PLIERS



SHCP1B

Hose Clamp Pliers

SHCP1B Remote Ratcheting Hose Clamp Pliers

- Removes standard, space-saver and pre-opened hose clamps up to 2"
- Unique jaw design works on all three clamp types; thicker jaws extend life of tool
- Heavy-duty 5/64" cable with a new assembly method for extra-long life
- Hardened five-stop ratchet lock with a slide guide ensures engagement without slipping or stripping the teeth
- Bi-mold grips with a cable snap feature
- Cable fixture is easily replaceable



SHCP2

Hose Clamp Pliers

SHCP2 Remote Hose Clamp Pliers

- Infinite locking positions—friction-locking mechanism allows the user to hold the clamp open at any position from closed to fully open
- Ergonomic grip—low, constant operating force applied to the wide, comfortable pistol grip results in reduced effort and hand fatigue during operation
- Increased accessibility—longer cable is flexible over its entire length, allowing it to reach in and around obstacles that slide-style remote hose clamp pliers cannot
- Longer clamp end—longer flexible engaging end works on larger clamps in any position on the hose
- Lifetime warranty on the handle—repair kit is available for the cable and jaws

Flashlights

ECFLD030 Wireless Charging 300 Lumen Flashlight

- IP65-rated for water and dust resistance
- Overmold design for anti-skidding
- Onboard battery fuel gauge easily informs the user how much power is remaining
- Dimmable switch with memory function; press and hold the switch to activate
- Only works with the Snap-on® ECFLPRA0 Charging Base
- Positioning the lamp on the charging panel after use provides dynamic charging
- Easy positioning of the lamp on panels with magnets on back



ECFLD030

ECFLG032 Bent Head Flashlight

- 90° swivel design provides more flexible lighting
- 90° swivel design provides more flexible lighting
- Powerful output of main light reaches 425 lm; spotlight provides 200 lm of output
- Robust aluminum design to withstand multiple drops in demanding environments
- Variable brightness switch with memory function provides maximum versatility; press and hold power button to set
- Metal clip with magnet for hands free use
- IP65 resistant to water and dust infiltration



ECFLG032

LIGHTING: PENLIGHTS (RECHARGEABLE)

Penlights

ECPND032* 300 Lumen Rechargeable Foldable Dual Penlight

- Compact 180° foldable design
- Triple lights (front, back, spot) for a variety of applications
- Built-in magnets for hands-free use and safe locking
- Recharges using the bidirectional USB-C connection
- Designed for mechanic use; made of durable polyamide and aluminum to withstand drops
- Features a long bar light (300 lm), short bar light (200 lm) and a spotlight (80 lm)



ECPND032

ECPNE022 270 Lumen Rechargeable Bent Head Penlight

- 90° swivel design provide more flexible lighting
- Main light with 360° lighting
- Powerful output for main light reaches 275 lm; spotlight provides 140 lm of output
- Robust aluminum design to withstand multiple drops in demanding environments
- Variable brightness switch with memory function provides maximum versatility; press and hold power button to set
- Metal clip with magnet for hands free use
- IP65 resistant to water and dust infiltration



ECPNE022

ECPNF038* 300 Lumen Wireless Charge Penlight

- 300 lm; two-hour run time
- 120 lm spotlight
- Dual charging system—compatible with Snap-on® charging pads (not included) or USB-C charger (included)
- Flexible pocket clip can be slipped in and out
- Strong magnet on the back for hands-free use
- Dimmable switch with memory
- Overmold design for anti-skidding
- IP65-rated for resistance to water and dust



ECPNF038

ECPNG032* 300 Lumen Rechargeable Aluminum Penlight

- High-quality 300 lm COB main light, with approximately two hours of run time
- Pull light head to zoom between focused flashlight and brilliant floodlight
- Extremely bright 200 lm CREE LED spotlight, with approximately three hours of run time
- Adjustable magnetic clip design allows for multiple lighting angles
- Robust aluminum housing design



ECPNG032

Colors Available



* 0 G

ADD SUFFIX TO STOCK NUMBER FOR SPECIAL COLORS.



- Wear safety shield (user and bystander).
- Read and follow safety messages in the instructions.
- Read Safety Precautions on pages W1–W4

LIGHTING: PROJECTS (RECHARGEABLE)



ECPRB042



ECPRA072



ECPRC050



ECPRD068B

Project

ECPRB042* 400 Lumen ABS Project Light

- 360° rotation for maximum illumination angle
- Built of high-quality ABS plastic for an inexpensive entry into the Snap-on® project light family
- Intelligent lighting control holds memory and allows for variable brightness (5–100%), providing the ability to select the right amount of light for every situation
- 2-1/2 hours of run time at 400 lm; over 10 hours at 40 lm
- Bi-directional USB-C for the latest charging technology (AC adaptor not included)
- Strong magnetic base provides the ability to place the lighting tool in the tightest of spots

ECPRA072** 700 Lumen Project Light

- Built with aircraft-grade aluminum alloy to last in the toughest environments
- Variable brightness switch (0–100%) gives the ability to select the right amount of light for every situation
- 10-hour operation time on low; 1 hour on high
- IP65-rated for water and dust resistance
- Battery "fuel gauge" provides the ability to instantly know how much power is remaining
- New USB-C power connection for hassle-free recharging—no need to look at the cable and cord

ECPRF052*** 500 Lumen Wide Angle Pocket Light (Black)

- 500 lm
- Full-screen design provides wider lighting
- Compact pocket size
- Adjustable rear clip
- Strong built-in magnet on base of the clip for hands-free use
- Run Time: High 2-1/2 hours
- IP65 rated for water and dust resistance

ECPRG042BLK* 425 Lumen Rechargeable 8-Hour Project Light (Black)

- 8-Hour run time on 425 lm setting
- Dimmable to 80 lm
- 6-Hour charge time
- Handheld size
- All plastic construction
- 360° magnetic swivel stand

ECPRE042B* 400 Lumen Rechargeable Pocket Light (Black)

- 400 lm high; 40 lm low
- Slim compact pocket size
- Large pocket clip with magnets
- Magnets on clip allow for hands free use
- 110° rotation design provides more lighting angles
- Three hour run time on high
- Rechargeable using the bi-directional USB-C connection
- IP65 Rated resistant to water and dust infiltration

ECSPH271 2,700 Lumen Combo Pocket Lights Kit

- Multifunctional combo light—can be used together as a floodlight or as three individual project lights
- Strong magnets built in to the base enable the combo light to attach to ferrous surfaces for a large area of illumination
- Dual-charge system allows for charging via the combo base, or individually with USB-C port
- Three-light combo: 2,700 lm on high, 270 lm on low; individual lights: 900 lm on high, 90 lm on low
- One-key start for all three lights when combined on base—pressing any light button turns on all three lights at one time
- 360° rotation for maximum illumination angles (on each project light)
- IP65 rated for water and dust resistance

ECPRC050 Wireless Charging 500 Lumen Project Light

- IP65 rated for water and dust resistance
- Overmold design for anti-skidding
- Strong magnet at the bracket bottom
- Onboard battery "fuel gauge" easily relays how much power is remaining
- Dimmable switch with memory function, press and hold the switch to activate
- 360° folding design with magnets offers the ultimate in flexible positioning
- Only works with Snap on® charging panels and accessories
- Positioning the lamp on the charging panel after use provides dynamic charging
- Easy positioning of the lamp on panels with magnets on back

ECPRD068B** Fastcharge 400 Lumen Project Light (Black)

- Ultra-fast charging, with 80% of capacity in 20 minutes; fully charged in less than 30 minutes
- 360° swivel bracket with strong magnets
- Strong, durable quality light that features a protective bumper
- IP65 rated for water and dust resistance
- 3-hour run time at 450 lm; 8 hours at 160 lm



ECPRF052



ECPRG042BLK



ECPRE042B



ECSPH271

Colors Available



Red Orange Green

* O G

** O GR

*** R O G

ADD SUFFIX TO STOCK NUMBER FOR SPECIAL COLORS.

Articulating

ECARD062* 600–800 Lumen Dual-Sided Flex Light

- 300 lm spotlight; 600 lm single side; 800 lm when both sides are illuminated
- 270° folding design, with multiple magnets for the ultimate in flexible positioning
- Rechargeable using the bidirectional USB-C port
- Main light features a dimmable switch with memory; press and hold the switch to activate
- Dual light wand design provides overall lighting
- Switch freely between single and dual lighting
- Spotlight on the top for focused light
- Reliable and safe design—only the outside light can be turned on when folded
- Overmold design provides anti-skid grip
- Strong magnets on the bottom and back enable hands-free use
- IP65 rated for water and dust resistance
- Battery fuel gauge displays the remaining power



ECARD062

ECARC041* 400 Lumen Articulating Light with Charging Base

- Intelligent lighting control holds memory and allows variable brightness (5–100%) to select the right amount of light for every situation
- Individual buttons for each light element to avoid cycling through modes for the desired LED illumination
- 400 lm light, with a UV spotlight at the tip specifically designed for leak detection
- Charging base with USB port eliminates the need to “plug in” tool, and allows the user to charge other devices while working
- Magnets in both the charging base and light increase application and storage options
- 120° articulation allows you to get the light where and when it is needed



ECARC041

ECARH058 500 Lumen Rechargeable Battery Angular Light

- 500 lm bar light; 150 lm spotlight
- 360° rotatable hook
- Magnet on back for hands-free use
- Rechargeable battery is good for approximately 4,000 charging cycles
- High quality COB source
- Robust over-mold design
- USB-C port for battery charging



ECARH058

ECARG068* 600 Lumen Rechargeable Battery Flex Light

- 600 lm bar light flexes to any angle for perfect lighting
- 350 lm spotlight
- Rechargeable battery that is good for approximately 4,000 charging cycles
- High-quality COB source
- Over-mold design for a firm grip
- USB-C port for battery charging



ECARG068

ECARE068KT Wireless Dual Conversion Light Kit

- Dual-sided light with spotlight: inside bar generates 600 lm; outside bar generates 600 lm; both bars on at the same time generate 900 lm and spotlight puts out 350 lm
- Qi wireless charging base charges all Snap-on® wireless lights and is able to charge a Qi-compliant device, such as a mobile phone
- 270° folding design offers the ultimate in flexible positioning
- The light has an over-mold design for anti-skidding
- Strong magnet on the bottom and back for hands free use
- Dimmable switch with memory function for main light, press and hold switch to activate
- Switch freely between single lighting and dual lighting modes
- Most reliable and safest design—only the outside light can be turned on when the lamp is folded



ECARE068KT

ECARE068 Wireless Dual Conversion Light

- Dual light source: white light together with UV light for leak detection
- Smaller head design for lighting tighter spaces
- LED lamp produces up to 200 lm
- Longer 24" hose adjusts to any angle
- Overmold design enables a comfortable grip
- Strong built-in magnets on the base enable hands-free use
- Rear clip locks the loop's neck into place
- Variable brightness switch with memory function provides maximum versatility; press and hold the power button to set
- IP65 rated for water and dust resistance



ECSPD022

Colors Available



* ADD SUFFIX TO STOCK NUMBER FOR SPECIAL COLORS.
 * O G



• Do not lay light face down, if turned on.
 ‡ These products can expose you to chemicals which are known to the state of California to cause cancer and reproductive harm. See pages P1–P2 for details.
 • Read Safety Precautions on pages W1–W4

LIGHTING: ARTICULATING



ECAR1032



ECARF052

Articulating

ECAR1032 Rechargeable Articulating Stick Light (Blue-Point®)

- One of the best entry-level articulating lights on the market
- Versatile light with 150° folding design offers highly flexible positioning
- Magnets located on the back and bottom of the light allow for vertical or horizontal hands-free use
- 4-hour run time provides ample time to complete most projects
- Two lighting elements for multiple applications: 90 lm spotlight and 300 lm main light
- Rechargeable using a standard USB; compatible with most existing phone wall chargers

ECARF052 550 Lumen Auto-Focus Light

- Handheld unit with integrated dual light source provide flood lighting and spot lighting

- Both lighting modes with 550 lm maximum output with approximately 3.5 hours run time; up to 10 hours on 100 lm lowest output
- Two switches for individual mode setting: manual or auto-focus mode
- Lighting output adjusts in manual mode by pressing and holding the switch; light flashes once at highest and lowest brightness levels
- Lighting output intelligently adjusts in auto-focus mode, detecting the distance change from object to light source within 40 cm; automatic highest lighting output over 40 cm
- Dual-angle rotation design enables multiple lighting beam
- Built-in magnets on the bottom for hands-free use
- Drop- and oil-resistant materials for long life
- IP65 dust and water resistant

LIGHTING: SHOP LIGHTS



CTLU861



ECSHC042

Colors Available



* Red O Orange G Green HV Hi Viz
 ** — — G HV
 ** 0 G —
 ADD SUFFIX TO STOCK NUMBER FOR SPECIAL COLORS.



ECSH1042



ECSH2042

Shop

CTLU861* 14.4 V MicroLithium 700 Lumen Cordless Utility Light (Tool Only)

- 700 lm ultra-bright output
- 6-hour run time
- 60 LED bulbs
- 10-minute low battery indicator
- Hanging hook
- Multi-position switch
- Resists most automotive fluids
- Works with Snap-on® lithium batteries
- Ergonomic cushion grip for better control
- High-impact, replaceable light tube resists cracking and discoloration
- Battery and charger not included

ECSHC042** 400 Lumen Slim Light

- Maximum 400 lm on lamp setting; 65 lm on top
- Three hours run time on lamp setting; 19 hours on top
- Charge time: approximately 3 hours
- Strong magnetic backing
- USB-C charging port
- Rated IP66; waterproof

ECSH1042 450 Lumen Rechargeable Shop Light (Blue-Point®)

- Rechargeable and cordless for convenient use
- 42 SMD LEDs with a diffusion tube produce shadow-free illumination
- Powerful torch function for direct, 100 lm illumination
- 3-hour run time using the main light/10-hour run time using the spotlight
- IP65 rated for water and dust resistance
- Broad 180° light pattern covers a wide work area

ECSH2042 Rechargeable Slim Light (Blue-Point®)

- 10 SMD front-facing LEDs provide strong light output to work surfaces
- USB charger cord and charger for multiple options recharging
- High 400 lm light output
- Bright 80 lm spotlight output
- Designed with two brightness levels
- Slim design for use in tight places
- Battery (2,600 mAh) provides up to 3 hours of run time at 100%; 6 hours at 50%

Headlamps

ECHDB022 275 Lumen Magnetically Mountable Headlamp

- Slim and rugged; allows for a comfortable light that can be used in multiple applications or environments
- Variable brightness provides the ability to choose the right amount of illumination at the right time
- Light and battery are built into one package and secured to an adjustable headband by a uniquely designed clip mechanism
- Easily remove the light from its band and attach it to other locations with built-in magnet
- More than two hours run time at 100% brightness; six-plus hours at 40%
- IP65 rating allows for exposure to water and dust in the toughest environments
- Rechargeable via a standard USB-C connection for ease of use



ECHDB022

ECHDD012A* Neck Light with Removable Lights (Black)

- Rechargeable 300 lm COB LED work light
- Allows for hands-free use when worn on neck or head
- Magnetic light heads are removable and can be placed on ferrous surfaces
- Dimming feature allows user to adjust light intensity to desired level
- Lights are independently adjustable up and down
- Each light pivots for the perfect lighting focus



ECHDD012A

ECHDD012-3 USB-C-Cable with Two Heads

ECHDE052 500 Lumen Rechargeable Slim Headlamp

- Super slim rechargeable head light
- Dual light source: flood beam for lighting large area and focus beam for detail lighting
- 500 lm flood beam for approximately 2-1/2 hours of run time on high; 8 hours on low
- 150 lm focus beam for approximately six hours of run time
- Lightweight and comfortable to wear
- Durable elastic headband with adjustable buckle; easy to replace if it gets dirty
- IP54 water and dust resistant



ECHDE052



ECHDD012-3

Colors Available



* O G
 ADD SUFFIX TO STOCK NUMBER FOR SPECIAL COLORS.

LIGHTING: FLOODLIGHTS



ECFD0102



ECFDD108



ECFDE402



ECFDF108

Colors Available



* O G
 ADD SUFFIX TO STOCK NUMBER FOR SPECIAL COLORS.

Floodlights

ECFD0102 900 Lumen Mini Floodlight (Blue-Point®)

- IP68 rated against water and dust infiltration
- Compact design is easy to hold in one hand
- Strong magnet in bottom of bracket
- 180° swivel base
- 3-hour run time on high; 6 hours on low

ECFDD108* 10 W Mini Floodlight

- Maximum 1,000 lm output
- Color temperature adjusts from 3,000–5,500 K and adapts to different applications
- 360° rotation for the perfect lighting angle
- Built-in magnets for hands-free use
- Non-slip clamp design enables use on most surfaces
- LCD displays battery status, color temperature and lumen output level (0–100%)
- IP65 water resistant design

ECFDE402 4,000 Lumen Work Light

- New breakthrough design with super compact size
- Powerful output: Maximum 4,000 lm at two hours run time, up to 15 hours at lowest mode with 400 lm
- Strong magnets on the base enable the work light to attach to ferrous surface for hands-free use
- Built-in fast-charge system; fully charged in less than three hours
- USB output (maximum 5 V 1 A) for third device charging
- 180° rotatable base provides a multi-lighting beam
- IP65 dust and water resistant

ECFDF108 1,100 Lumen Rechargeable Battery Mini Work Light

- 1,100 lm
- Rechargeable battery (contains 2) good for more than 4,000 charging cycles
- 180° rotatable bracket with strong magnet
- Safety feature front face design allows user to see if light is on when laid face down
- Dimming switch
- USB-C charging port



• Do not lay light face down, if turned on.
 ‡ These products can expose you to chemicals which are known to the state of California to cause cancer and reproductive harm. See pages P1–P2 for details.
 • Read Safety Precautions on pages W1–W4

LIGHTING: UNDERHOOD



CTLUH861



ECUHC102



ECUHD218



ECUHD218-L



ECUHE300

Colors Available



ADD SUFFIX TO STOCK NUMBER FOR SPECIAL COLORS.

Underhood

CTLUH861* 14.4 V MicroLithium Cordless Underhood Light (Tool Only)

- Ultra-bright 1,000 lm output
- 4-hour run time; ideal for underhood, undercarriage and over-dash applications
- Expandable 81" clamp to position light at work area
- High-impact plastic light tube and housing
- 10-minute low battery indicator
- Includes hook with peg for hanging
- Works with CTB8172, CTB8172BK and CTB8174 batteries
- Battery and charger not included

ECUHC102 1,200 Lumen Underhood Clamp Light

- Versatile 1,200 lm light with an underhood clamping system and a detachable handle
- Intelligent lighting control holds memory and allows variable brightness (5–100%), giving the ability to select the right amount of light for every situation
- 3-hour run time on high (1,200 lm); 10-hours of run time on low (150 lm)
- Multiple articulation points mean the user can point the light precisely where it is needed
- Non-scratching pads on the clamp mechanism allow for use even on the newest of vehicles
- Bidirectional USB-C, battery “fuel gauge” and charging indicator for the latest in charging technology

ECUHD218 Underhood Light**

- IP65 rated for water and dust resistance
- 2,100 lm LED lamp
- 90° rotatable hooks for different applications
- Build-in slide and 300° swivel capability allow light to be focused where needed
- Bar extends from 48–75"
- Light easily mounts and dismounts from underhood bracket for use in other applications
- Multifunction underhood light with charging bar
- Magnetic base on light allows for mounting to other materials
- Faster charge when on the bar plugged in, and USB-C charger is plugged in as well—full charge this way is 2 hours

ECUHD218-L* 2,000 Lumen Multi-Platform Light

- Built-in “slide and swivel” capability allows the light to be focused exactly where it’s needed
- Magnetic base allows for mounting the light to other ferrous materials or future accessory stands/mounts
- Dimmable brightness settings gives the ability to select the right amount of light for every situation
- IP67 rating allows for exposure to water and dust in the toughest environments
- Battery fuel gauge provides the ability to instantly know how much power is remaining

ECUHE300 3,000 Lumen Underhood Slim Light

- 3,000 lm
- Bar extends from 48.4–80"
- Large 4.8" hook opening for use on a wider variety of vehicles
- Pads on hooks eliminate scratching and slipping
- Powered by rechargeable battery or USB charger
- Slim design for low profile and easy storage
- IP54 rated

Specialty

ECFLPRA350 Wireless Charging Lighting System

- Wireless dynamic charging system allows recharging of either light separately, no need to charge at the same time
- Only works with Snap-on® wireless lights and accessories
- Recharge using the bidirectional USB-C connection
- Equipped with built-in magnets
- Charge external devices with built-in USB charging port (Output: DC 5 V 1 A)
- Wireless charging system includes ECFLD030 Wireless Charge Flashlight, ECPRC050 Wireless Charge Project Light and ECFLPRA0 Wireless Charging Base



ECFLPRA350

ECSPC022BLK Rechargeable COB LED Pocket Flood/Flashlight with Laser Pointer (Black)**

- Three-in-one flat surface floodlight, flashlight and laser pointer
- COB LED floodlight for larger work areas
- 200 lm floodlight for easy part inspection
- 80 lm flashlight
- Red laser pointer
- Magnetic pocket clip



ECSPC022BLK



ECSPC102

ECSPE102 Active Cooling Pocket Light**

- 1,100 lm in a compact package
- Active thermal management keeps internal components cool
- Gauge displays remaining power
- Dimmable down to 100 lm
- Memory setting (starts in last lumen level)
- Extruded aluminum body
- 4-in-1 180° rotating clip with magnet
- USB-C charging
- IP54 rated

ECSPF032B* 450 Lumen Rechargeable Clip Light (Black)**

- 360° rotating head and 180° swivel clip
- Magnets on the clip provide additional mounting options
- Spring-loaded clamping arms



ECSPF032B



ECSPG152

ECSPG152† 1,500 Lumen Clamping Worklight

- 1,500 lm
- Non-marring wide clamping arm secures the light to most surfaces for hands-free use
- Head pivots and rotates up to 360°
- Prop up the light when you don't have anything to clamp it onto
- 2.5 hours run time at 1,500 lm; 60 hours at 80 lm
- Folds flat for easy storage

ECSPI042‡ Dual Source Articulating Light

- Dual lighting source goose neck light
- Main body light, 500 lm
- Smaller head light, 200 lm
- Smaller head spot light, 100 lm
- 700 lm when both the head and body light are on
- Aluminum head
- 24" flexible arm
- Two strong magnets in the body for hands-free use
- 2-1/2 hr runtime on high when both the main body and smaller head are on
- USB-C rechargeable



ECSPI042

Colors Available



* R O G
** O G

ADD SUFFIX TO STOCK NUMBER FOR SPECIAL COLORS.



• Do not lay light face down, if turned on.
 †These products can expose you to chemicals which are known to the state of California to cause cancer and reproductive harm. See pages P1-P2 for details.
 • Read Safety Precautions on pages W1-W4

LIGHTING: PROJECTS



ECSPH271

Project

ECSPH271 2,700 Lumen Combo Pocket Lights Kit

- Multifunctional combo light—can be used together as a floodlight or as three individual project lights
- Strong magnets built in to the base enable the combo light to attach to ferrous surfaces for a large area of illumination
- Dual-charge system allows for charging via the combo base, or individually with USB-C port
- Three-light combo: 2,700 lm on high, 270 lm on low; individual lights: 900 lm on high, 90 lm on low
- One-key start for all three lights when combined on base—pressing any light button turns on all three lights at one time
- 360° rotation for maximum illumination angles (on each project light)
- IP65 rated for water and dust resistance

LIGHTING: POWER TOOL



CTLAR761



CTLFD761



CTLSH861

Power Tool

CTLAR761 14.4 V MicroLithium 500 Lumen Cordless Angular Light (Tool Only)

- Variable brightness switch (0–100%) offers the ability to select the right amount of light for every situation
- Intelligent lighting control provides visual warning when light has less than 5% power remaining
- Built-in hook, (2) magnets and tether point provide maximum flexibility when attaching light to work site
- 4-hour run time at 100% brightness; 8 hours at 40%
- IP65 rated for water and dust resistance, allowing for exposure in even the toughest environments
- Battery gauge displays power remaining
- Ergonomic grip and pivoting light bar provide comfort and light where needed most
- Works with CTB8174 battery
- Battery and charger not included

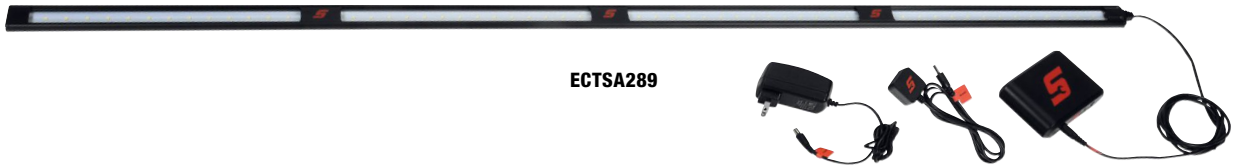
CTLFD761 14.4 V MicroLithium Cordless Floodlight

- 15-hour run time at minimum brightness; 3 hours at maximum brightness
- Works with CTB8174 battery pack (sold separately)
- Unique hinged design allows for up to 120° of adjustment

- Variable-brightness switch with memory function
- Strong magnet on the bottom
- IP54 resistant to water and dust infiltration

CTLSH861 14.4 V MicroLithium 700 Lumen Shop Light (Tool Only)

- COB LEDs provide approximately 700 lm light bar and 200 lm spotlight
- 10-minute low battery warning indicator
- 4-hour run time at the highest brightness; 14-hour run time at the lowest brightness
- 200 lm spotlight run time of approximately 11 hours
- Variable brightness switch (0–100%) gives the ability to select the right amount of light for every situation
- Individual switches for each light provides faster, easier interaction
- Hook provides five locked positions
- Works with Snap-on® CTB8172BK or CTB8174 Battery Pack (battery and charger sold separately)
- IP64 resistant to water and dust infiltration



ECTSA289

Tool Storage

- Robust, updated stylized design makes these light bars a must-have accessory for every tool storage solution
- Improved lighting efficiency, distribution and between 1,297–3,100 lm output
- Remote control options are available to maximize the technician’s freedom and mounting locations
- Mount using the extremely strong, built-in rare earth magnets located on the back of the tool

Stock No.	Description	Lumens	Power	Power, Volts
ECTSA109	1-1/2' Tool Storage Light Bar with Magnetic Switch	1,297	9–Corded	110
ECTSA289	4' Tool Storage Light Bar with Magnetic Switch	2,850	9–Corded	110
ECTSA319	5' Tool Storage Light Bar with Magnetic Switch	3,100	9–Corded	110

ECTSA109 1-1/2' Tool Storage Light Bar with Magnetic Switch

ECTSA289-RC 4' Tool Storage Light Bar with Remote Control

ECTSA289 4' Tool Storage Light Bar with Magnetic Switch

ECTSA319-RC 5' Tool Storage Light Bar with Remote Control

ECTSA319 5' Tool Storage Light Bar with Magnetic Switch

- Magnetic switch allows the light to turn on/off depending on the door position—one-handed operation



ECTSA109-LOC

LED Light Bars

- LED Light Bars for WorkCenters, Lockers and Bulk Overhead Cabinets
- Automatic on/off: durable and strong contacts provide positive engagement
- Magnetic installation of the light bar and the power switch provides easy installation and maneuverability
- It will create a lighting experience that outshines anything else in the shop
- Top-quality materials and construction
- Highest level of functionality (automatic on/off)
- High-output LED system uses application-specific LED technology

ECTSA109-LOC 1-1/2' Tool Storage Locker Light Bar with Magnetic Switch

- 1-1/2' locker light
- Magnets on the back of the light bar make it easy to install on tool storage
- Magnet sensor for easily controlling the light by opening and closing the door
- Additional power switch offers additional method to control the light
- Total aluminum design for better heat distribution
- One meter power cord and four meter extension cord for long distance use
- Control box with magnet on the back for easy installation on tool storage unit



- Do not lay light face down, if turned on.
- Read Safety Precautions on pages W1–W4



ECQIBASE



ECFLPRAO



YA537



EC267D



EC268D

Accessories

ECQIBASE Qi Charging Base

- Qi wireless charge base, charge for all Snap-on® wireless lights, can charge a third device that is in compliance with Qi agreements, such as mobile phone
- Pack delivered with 5 V 2 A charger, Input: AC100-240 V, Output: DC5 V 2 A

ECFLPRAO Wireless Charging Base

- Wireless dynamic charging system allows partial recharging
- Only works with Snap-on® wireless lamps and accessories
- Recharges using the bidirectional USB-C connection
- Equipped with built-in magnets
- Charge external devices with the built-in USB charging port, output: DC 5 V 1 A
- Replacement charger: ECFLPRAO-7 (5 V 3.5 A USB-C Charger)

EC-USB-C-1A Type-C Charger

- 1 A charger with a USB-C recharge cable

EC-USB-C-2A 2A USB-C Charger And Cable

EC-USB-B-1A 1A Micro USB Charger/Cable

EC-USB-B-2A 2A Micro USB Charger/ Cable

YA537 Pocket Magnifier (Blue-Point®)

- Folding magnifier includes dual 3x lenses for combined 6x effect

EC267D Extension Cord (Blue-Point®)

- 16/3-gauge SJTW cord stays flexible in cold weather and is oil and water resistant
- Length: 25'

EC268D Extension Cord (Blue-Point®)

- 16/3-gauge SJTW cord stays flexible in cold weather and is oil and water resistant
- Length: 50'

FLUID MAINTENANCE: FLUID TRANSFER SERVICE EQUIPMENT

Fluid Evacuators and Transfer Pumps

Easily remove engine oil, transmission fluid, coolant, brake and differential fluids. Unit creates a vacuum, providing a clean, fast and simple way to evacuate or dispense a wide range of fluids. 8 L auto shutoff prevents overflow. 2.3 gal (8.8 L) total capacity. Durable polyethylene construction is impervious to automotive and household chemicals.

VAC201 Manual Fluid Evacuator/Dispenser (Blue-Point®)

- No electrical or compressed air is required
- Sturdy base with an exterior pump helps prevent tipping
- Complete system includes a manual, fluid evacuator, main hose assembly (5/16 I.D. x 54" long) and (2) rigid dipstick tubes for engine oil removal
- 3/16" I.D. x 34" and 1/8" I.D. x 34"

VAC300 Pneumatic Fluid Evacuator (Blue-Point®)

- Quiet operation results from an air muffler on the Venturi pump
- Unit can be used away from an air source by creating a vacuum, closing both shut-off valves and transporting unit to the job
- Fluid evacuates by connecting the tubing and releasing the valves
- Complete system includes air-operated fluid evacuator with Venturi pump and air shut-off valve on the base, a main pour spout connector, main hose assembly (5/16" I.D. x 58" long) and a brake bleeding hose assembly with inline fluid control 1/4" I.D. x 60" long and two rigid dipstick tubes for engine oil removal
- 3/16" I.D. x 34" and 1/8" I.D. x 34"
- Easily remove engine oil, transmission fluid, coolant, brake and differential fluids—not for use with fuel

FLUIDPUMP Fluid Transfer Pump (Blue-Point®)

- Transfer/siphon fluids, including coolant, oil, transmission fluid and water (NO FUEL)
- Use to inflate small low PSI shop cart tires or bicycle tires
- Durable, non-corrosive polyethylene
- Includes a pump, (2) 4' lengths of fluid hose, (2) intake/discharge hose connectors, an air pressure hose, dipstick tube and dipstick/ fluid hose adaptor



VAC201



VAC300



FLUIDPUMP

LUBRICATION: OIL FILTER



YA4050B

YA4275



YA4250

YA4274A

Filter Pliers/Filter Sockets

YA4050B Oil Filter Pliers (Blue-Point®)

- Grips oil filters for easier removal
- Jaws are offset 20° from handle to increase accessibility
- Jaw opening range of 2-1/4–4"
- 12" overall length

YA4275 Oil Filter Pliers (Blue-Point®)

- For use on filters 4-1/4–7" (108–178 mm) diameter
- Spring action size adjustment assures a solid grip on the filter
- Offset handle offers increased accessibility
- Heavy-duty forged levers
- Cushioned grips for comfort
- Industrial black finish
- 19" overall length
- Applications include truck, tractor and high-torque diesel engines

YA4250 Oil Filter Pliers (Blue-Point®)

- Slip-joint design provides a jaw opening range of 3-5/8–6"
- 12" overall length

YA4274A Oil Filter Pliers (Blue-Point®)

- For use on filters 2-1/2–5-1/4" diameter
- Offset handle offers increased accessibility
- Heavy-duty forged levers
- Cushioned grips for comfort
- Industrial black finish
- 13-1/2" overall length



- Read and follow all safety messages in instructions.
- Read Safety Precautions on pages W1–W4

LUBRICATION: OIL FILTER



OFSKIT



A106



OFS3847



S3624



OFSH1



OFS36CAP



OFS74



OFVWA74M

Filter Pliers/Filter Sockets

OFSKIT 4 pc Oil/Fuel Filter Socket Set

- Removes and installs 24, 27, 35, 36 mm and 1-1/4" oil filters
- Includes (1) A127 and (1) A106 Oil Filter Sockets, (1) S3624 Filter Flip Socket and (1) A129 Cummins® Diesel Fuel Filter Socket in a storage tray

A127 Applications:

- Removes and installs 27 mm (1-1/16") oil filters on Mercedes-Benz® 1.8 L 4-cylinder engines (2003–later)
- Aftermarket oil filters with one nut at the top of the canister

A129 Applications:

- Removes and installs fuel filter housings found on Dodge® Ram® trucks with the 24-valve Cummins® diesel engine (2002–later)

A106 Applications:

- GM® Ecotec®, 2.0, 2.2 and 2.4 L 4-cylinder engines
- Saturn®: L-series (2001), Ion and Vue (2002–later)
- GM®, Cavalier™, Sunfire®, Grand AM, Sonoma, S10, Alero (2002–later)
- Malibu®: 2002–2006
- Pontiac®: G6 and Solstice (2006)
- Chevrolet®: HHR, Cobalt, Cobalt SS (2006)
- Saab®: Some general applications

S3624 Applications:

- Removes and installs all three filter caps on Ford® 6.0 L Power Stroke® diesel-powered vehicles, such as Super Duty® pickups, Econoline® vans and Excursion®

Additional 24 mm applications:

- Buick® VVT-V6 Rendezvous Ultra, LaCrosse® CSX
- Cadillac®: VVT-V6 CTS®, STS®, SRX®
- Saturn®: L-3000 V6

Additional 35/36 mm applications:

- Audi®/Volkswagen®: VR6 engine
- BMW®: 6-, 8- and 12-cylinder engines
- Mercedes-Benz®: diesel engines
- Mini Cooper®
- Volvo®: 40 and 50 series, XC90® with 3.2 L 6-cylinder engine

A106 3/8" Square Drive 6-Point SAE 1-1/4" Oil Filter Socket

- Low-profile (1.68 O.D. x 1.04" long) 6-point design to remove the plastic oil filter on GM® Ecotec®, 2.0 L, 2.2 L and 2.4 L 4 cylinder engines
- Features the Flank Drive® wrenching system

A127 Oil Filter Socket

- Remove and install 27 mm (1-1/16") oil filters on 2003 and later Mercedes-Benz® 1.8 L 4 cylinder engines
- Additional applications: aftermarket oil filters with 1" nut at the top of canister
- 1-1/16" wrench size, 3/8" drive

OFS3847 3/8" Drive 14-Point Oil Filter Socket

- 3/8" drive 14-point oil filter socket to be used with a ratchet or breaker bar to free stuck oil filters
- Manufactured from special steel with higher alloy content

S3624 3/8" Square Drive Metric 24/36 mm Filter Flip Socket

- One tool will remove/install all three filter caps on Ford® 6.0 L Power Stroke® diesel-powered vehicles such as Super Duty® Series pickups, Econoline® vans and Excursion®
- Used for removal and installation of the oil filter cap, primary and secondary fuel filter caps
- Not for impact use
- Requires optional 3/8" drive extension (FX1 or FXWP1 1-1/2" long)

24 mm applications:

- Buick® vehicles: VVT-V6 Rendezvous Ultra, LaCrosse® CSX
- Cadillac® vehicles: VVT-V6 CTS®, STS®, SRX®
- Saturn® vehicles: L-3000 V6

35/36 mm applications:

- Audi®/Volkswagen®: VR6 engine
- BMW®: 6-, 8- and 12-cylinder engines
- Mercedes-Benz®: diesel engines
- Mini Cooper®
- Volvo®: 40 and 50 Series, XC90® with 3.2 L 6-cylinder engine
- Nickel-chrome finish

OFSH1 3/8" Drive 65 mm Oil Filter Socket

- Socket works on very common 65 mm oil filter, part numbers 15400-PLM-A01 and 15400-PLM-A02
- 3/8" Drive

OFS36CAP 36 mm Oil Filter Housing Socket

- Oil filter housing socket for Audi®, Volkswagen® and Porsche® vehicles
- Remove or install oil filter housing on 2.0L I4 Turbo TSI/FSI, 3.0 L V6 Supercharged, 3.6 L V6, and 6.3 L V12 engines

OFS74 74 mm Oil Filter Housing Socket

- Removes/installs oil filter housings on multiple Volkswagen® and Mercedes-Benz® model engines

OFBENZ84M 1/2" Drive 84 mm Square Drive Metric Filter Socket for Mercedes-Benz® (Blue-Point®)

- Oil filter wrench for cartridge-type filters found on Mercedes-Benz® vehicles with 2.8, 3.0, 3.2, and 3.5 L CDI diesel engines

OFBMW86M 1/2" Drive 86 mm BMW® Oil Filter Tool (Blue-Point®)

- Oil filter wrench for cartridge-type filters found on BMW® vehicles

OFHON64M 3/8" Drive 64 mm Honda®/Acura® Oil Filter Tool (Blue-Point®)

- Oil filter wrench for cartridge-type filters found on Honda® and Acura® vehicles

OFT1 Oil Filter Canister Socket for Toyota® Vehicles

- Low profile, steel design 14 pt, 3/8" drive socket allows easier access to the canister with a stronger tool

OFVWA74M 1/2" Drive 74 mm Mercedes-Benz®/Audi®/VW® Oil Filter Tool (Blue-Point®)

- Oil filter wrench for cartridge-type filters found on Mercedes-Benz®, Volkswagen® and Audi® vehicles



Oil Filter Wrenches

Stock No.	Size	Steps	Flats	Style	Square Drive, inches	Applications
YA995*	3"	2	15	Cup	3/8	Fram®, AC®, WIX®, NAPA®, Sears®, Motorcraft®, Hastings® and Baldwin Filters®; Has 1" External Hex
YA996*	76/80 mm	2	14/15	Cup	3/8	OEM® and Purolator® Filters on VW®, Nissan® and Toyota®; Has 1" External Hex
A91F	—	—	—	—	—	Large Diameter Oil Filters 1–6"; Includes Both 3/8 and 1/2" Square Drives
OFTOY468*	65 mm	1	—	Cup	1/2	Lubrication: Removes/installs Oil Filters
OFW12418*	—	—	—	Band	1/2	4-1/8–4-21/32" (105–118 mm) Oil Filters
OFW125532**	—	—	—	Band	1/2	5-5/32–5-21/32" (130–143 mm) Oil Filters; Similar to OFW12418
OFWTOY3KTA*	64.5 mm	1	14	Cup	N/A	Toyota®/Lexus®/Scion® 4-, 6- and 8-cylinder
OFWTOY4A*	64.5 mm	1	14	Cup	N/A	Fits the Housing That Holds All 4-Cylinder Toyota® and Lexus® Cartridge and Element Filters
OFWTOY68A*	64.5 mm	1	14	Cup	N/A	Fits the Housing That Holds All Toyota® and Lexus® Cartridge and Element Filters

*(Blue-Point®)

Oil Filter Wrenches

OFTOY468 Oil Filter Wrench (Blue-Point®)

- Oil filter wrench for cartridge type filters found on Toyota®, Lexus® and Scion® vehicles
- Will withstand loads required to remove over tightened or frozen oil filter covers
- 1/2" square drive and 24 mm (15/16") hex
- 65 mm across flat



OFTOY468



OFW4KT



OFW3



OFW4KT-1



OFWHD3KT

Swivel Oil Filter Wrenches

Oil Filter Wrench Set (Blue-Point®)

- Swivel handle makes wrench easy to turn in tight spots
- Handle swivels more than 180°
- Tension adjusting nut allows swivel pressure to be regulated
- No-slip grip pattern within band grabs onto oil covered filters with ease

OFW4KT 4 pc Oil Filter Wrench Set (Blue-Point®)

- Includes (4) swivel oil filter wrenches

OFW1 Oil Filter Wrench (Blue-Point®)

- Fits small oil and fuel filters 2-3/8–2-5/8"

OFW2 Oil Filter Wrench (Blue-Point®)

- Fits smaller filter size 2-7/8–3-1/4" on many US and imported vehicles

OFW3 Oil Filter Wrench (Blue-Point®)

- Fits most popular 3.625" filters 3-1/2–3-7/8"

OFW4 Oil Filter Wrench (Blue-Point®)

- Fits most tractors and other farm implement equipment 4-1/8–4-1/2"

OFW4KT-1 Vinyl Holder (Blue-Point®)

- Vinyl Holder for OFW4KT

OFWHD3KT Swivel Gripper Heavy-Duty Oil Filter Wrench Set (Blue-Point®)

- Tough, stainless steel band with bonded textured coating for superior non-slip gripping power
- Swivel-grip handle makes it easy to turn in tight spots
- Handles made of tubular steel for increased strength and come with durable no-slip double dipped grips
- Size range and part number is laser marked on the tool
- Wrenches are stored in a vinyl holder

OFWHDHLDR Vinyl Holder (Blue-Point®)

- Vinyl holder for OFWHD3KT kit

OFWHD1 Truck Swivel Gripper (Blue-Point®)

- Truck filters for Cummins®, Detroit Diesel® and others with a range of 4-5/16–4-3/4"

OFWHD2 Tractor Swivel Gripper (Blue-Point®)

- Truck filters for Cummins®, Detroit Diesel® and others with a range of 4-3/4–5-3/16"

OFWHD3 Heavy-Duty Swivel Gripper (Blue-Point®)

- For Caterpillar® engines and large filters with a range of 5-1/4–5-3/4"



• Do not use chrome or industrial finish hand tools with power drivers or impact drivers.
 ‡These products can expose you to chemicals which are known to the state of California to cause cancer and reproductive harm. See pages P1–P2 for details.
 • Read Safety Precautions on pages W1–W4

LUBRICATION: OIL FILTER



OFC14KT



OFC68-14



OFC76-14



OFC76148015



OFC A1



OFC A2



OFC A2KT



OFC A3HD



OFC ADPTR

Oil Filter Wrenches

OFC14KT 14 pc Heavy-Duty End Cap Filter Wrench Set (Blue-Point®)

- Comprehensive set covering more applications than ever before; includes 13 end caps that fit 17 sizes
- Includes plated spider wrench with 61–124 mm range
- Butt plate located on outside of wrench provides more clearance and is heat-treated to resist square drive round out
- Wire welds used in addition to spot welds for added strength
- Removable adaptor provides lower clearance in tight spots

OFC65-14 65 mm 14 Flute Filter End Cap Wrench (Blue-Point®)

- Each end cap is laser marked on inside and outside of the tool for easy identification
- Butt plate located on outside of wrench, providing more clearance and is heat-treated to resist square drive round out
- Wire welds used in addition to spot welds for added strength
- Used on Toyota®, Lexus®, Subaru®

OFC6567-14 65–67 mm 14 Flute Filter End Cap Wrench (Blue-Point®)

- Used on ACDelco®, Fram®, Honda®, Purolator®, Toyota®

OFC68-14 68 mm 14 Flute Filter End Cap Wrench (Blue-Point®)

- Used on Mitsubishi®, Subaru®

OFC7374-14 73–74 mm 14 Flute End Cap Filter Wrench (Blue-Point®)

- Used on Toyota® and Lexus®
- Each end cap is laser marked on inside and outside for easy identification

OFC74762-15 74–76.2 mm 14 Flute Filter End Cap Wrench (Blue-Point®)

- Used on Fram®, Motorcraft®

OFC76-14 76 mm 14 Flute Filter End Cap Wrench (Blue-Point®)

- Used on ACDelco®, Purolator®, STP®, Mazda®/Ford®, older Dodge® Sprinter®, BMW®, Mercedes®, Harley-Davidson®

OFC76-30 76 mm 30 Flute Filter End Cap Wrench (Blue-Point®)

- Used on Motorcraft®

OFC76148015 76 mm 14 Flute/80 mm 15 Flute Filter End Cap Wrench (Blue-Point®)

- Used on ACDelco®, Purolator®, STP®, Mazda®/Ford®, older Dodge® Sprinter®, BMW®, Mercedes®, Harley-Davidson®, Honda®, Nissan®, Hyundai®, Kia®, Scion®, Subaru®
- Each end cap is laser marked on inside and outside of the tool for easy identification
- Butt plate located on outside of wrench, providing more clearance and is heat-treated to resist square drive round out
- Wire welds used in addition to spot welds for added strength

OFC86-14 86 mm 14 Flute Filter End Cap Wrench (Blue-Point®)

- Used on newer Dodge® Sprinter®, Mercedes®, Jeep® Cherokee®

OFC86-16 86 mm 16 Flute Filter End Cap Wrench (Blue-Point®)

- Used on Volvo®, BMW®

OFC884-15 88.4 mm 15 Flute Filter End Cap Wrench (Blue-Point®)

- Used on Hyundai®, Kia®

OFC93-15 93 mm 15 Flute Filter End Cap Wrench (Blue-Point®)

- Used on ACDelco®, Fram®, Purolator®, Nissan®

OFC93-36 93 mm 36 Flute Filter End Cap Wrench (Blue-Point®)

- Used on Motorcraft®

OFC A1 58–110 mm Filter Spider Wrench (Blue-Point®)

- New silver plated wrench with 58–110 mm range

OFC A1KT 58–110 mm Filter Spider Wrench With Adaptor (Blue-Point®)

- Removable adaptor provides lower clearance in tight spots

OFC A2 61–124 mm Spider Filter Wrench (Blue-Point®)

- Silver plated wrench with 61–124 mm range

OFC A2KT 61–124 mm Spider Filter Wrench With Adaptor (Blue-Point®)

- Plated spider wrench with 61–124 mm range

OFC A3HD 73–153 mm Spider Filter Wrench

- Removable adaptor provides lower clearance in tight spots

OFC ADPTR Adaptor 3/8–1/2" (Blue-Point®)

- Removable adaptor provides lower clearance in tight spots

OFC A3HD 73–153 mm Spider Filter Wrench

- Provides lower clearance in tight spots and can used with 3/8" drive ratchet
- Legs have been heat-treated for improved strength and durability
- Longer legs have been sharpened to provide better engagement
- Chrome plated finish for easy clean-up

OFC A3HDKT 73–153 mm Spider Filter Wrench with Adaptor

- Includes 3/8–1/2" drive adaptor

Funnels/Spouts

GA96B Transmission Filler (Blue-Point®)

- 8-1/2" oval funnel with a filter screen
- 30" long

OFUN36 Oil Funnel for Chrysler® and Dodge® Vehicles

- Made of durable ABS plastic
- Creates a custom fit to valve covers and filler necks
- Helps prevent messes when filling engine with oil
- Application include various 2011–2015 Chrysler® Town and Country®, Dodge® Avenger®, Challenger®, Charger®, Durango®, Grand Caravan® and Journey®, and Jeep® Grand Cherokee® and Wrangler® models



YA734A



YA728A



YA4190A



GA471



GA472



GA473A

Manual Grease Guns

Stock No.	Specifications	PSI	Loading	Capacity, ounces	Flexible Hose	Rigid Extension
YA734A*	Pistol Grip	6,000	Bulk Cartridge or Filler Pump	16 (Bulk), 14-1/2 (Cartridge)	18"	6"
YA728A*	Lever	6,000	Bulk or Cartridge	16 (Bulk), 14-1/2 (Cartridge)	18"	6"
YA4190A	Mini	—	Cartridge	3	—	—
GA471*	Pistol Grip	4,500	Bulk, Cartridge or Filler Pump	3	—	8-1/4"
GA472*	Pistol Grip	5,000	Bulk, Cartridge or Filler Pump	14	—	13-1/4"
GA473A*†	Lever	10,000	Bulk, Cartridge or Filler Pump	14	—	19-1/4"

*(Blue-Point®)



YA771B



YA772B

Air Powered Grease Guns (Blue-Point®)

Stock No.	PSI	Air Operating PSI	Pump Ratio	Loading	Capacity, ounces	Flexible Hose	Rigid Extension
YA771B	6,000	35–80	40:1	Bulk, Cartridge or Filler Pump	14	18"	6"
YA772B	4,000	40–100	40:1	Bulk, Cartridge or Filler Pump	14	18"	6"



- Do not use chrome or industrial finish hand tools with power drivers or impact drivers.
- Read and follow safety messages in the instructions.
- †These products can expose you to chemicals which are known to the state of California to cause cancer and reproductive harm. See pages P1–P2 for details.
- Read Safety Precautions on pages W1–W4

LUBRICATION: GREASE AND OIL



YA7500

Dispensing Accessories

YA7500 11 pc Grease Dispensing Accessory Pack

- Includes YA760–YA750 in a storage tray

YA758 Flex Whip Hose

- For hand-operated grease guns only; 18" long

YA752 Flex Whip Hose

- 18" long version of YA751

YA751 Flex Whip Hose

- For powered and hand-operated grease guns
- 4,500 maximum PSI; 12" long

YA754 Swivel Coupler

- Swivels 360°; locks in position every 45°

YA755 Coupler

- Fits all hydraulic type grease fittings

YA753 Heavy-Duty Coupler

- Fits all hydraulic-type grease fittings

YA750 Needle Nozzle

- 2-3/4" long

YA757 Angle Lube Adaptor

- 4-1/2" long with a 90° head allows fast and complete lubrication of the steering and suspension systems on late-model FWD vehicles

YA761 Needle Nozzle Coupler

- Same as the YA750 only with a locking sleeve adaptor for quick attachment to a hydraulic coupler



YA747



YA801

YA756 Extension Coupler

- Lubricates recessed fittings; 6" long
- Locking sleeve adaptor allows quick attachment to a hydraulic coupler of any control valve or lever gun

YA760 High-Pressure Universal Swivel

- 1/2"-27 male x 1/4" NPT(m) threads
- 5,000 PSI maximum working pressure

YA747 Grease Control Valve

- 1/4" NPT(f) inlet; 7,500 maximum PSI
- Includes a 6" extension tube and YA753 coupler

YA801[†] Needle-Type Adaptor (Blue-Point[®])

- 4-7/8" long adaptor for universal joint fittings, water pumps and metal-covered springs

GA472-2[†] Grease Fitting Coupler

- Push-on design with neoprene nipple and ball
- Features a spring check valve

GA472-3 Flexible Polybraid Hose

- 12" long

GA472-9 Flexible Polybraid Hose (Blue-Point[®])

- Oil, grease and solvent resistant with brass end fittings



YA762



UFREE1



YA746



YA745A

Dollies

YA762 Band Dolly

- Provides mobility for 25–50 lb original refinery containers
- Includes jam swivel casters and screw clamp for a secure adjustment

Grease Fitting Cleaner

UFREE1[†] Grease Fitting Cleaning Tool

- Quickly and easily frees up joints and fittings for proper greasing and lubrication
- Injects light-viscosity oil into the grease joint via the grease fitting to break up and remove dirt, rust and debris

Oil Spray and Suction Guns

YA746 Oil Spray Gun

- Siphon-type spray gun for spraying lubricating oils, cutting oils and cooling oils
- Includes a 6' vinyl suction hose with a strainer

YA745A Oil Spray Gun (Blue-Point[®])

- 16 oz capacity
- Fast, clean method for removing or adding transmission and gear oil
- Special follower is impervious to oil, grease and water

Transmission Tables

PBT5X29 Transmission Table

- 5' long
- 1,000 lb load rating

PBT2120 Drawer

- Optional drawer
- 20 x 20 x 5"



Drains

YA743 Waste Oil Drain

- Fits standard 16-gallon drum
- Includes a float gauge in a drum cover, telescopic drain bowl adjustable from 42-3/4-70" and a roll-around base
- Drum is not included

YA749 Drain

- 24-1/2" dia
- Fits 6" or larger drain bowls
- Prevents spillage when removing transmission pans



YA743



YA749

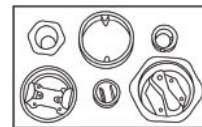
Drum Plug

A172A 1/2" Drive Drum Plug Socket

- One socket removes virtually all screw-in drum plugs or caps
- Spring-loaded inner wrench handles smaller plugs and recesses automatically when removing large plugs
- For use with a 1/2" drive ratchet or impact wrench



A172A



Oilers

OC5A Oiler (Blue-Point®)

- 5-1/2" small pressure oiler has a long, tapered spout with a screw on tip
- 1-7/8" O.D.
- Includes base holder

OCF5 Oiler (Blue-Point®)

- Similar to OC5A Oiler with a flexible spout



OC5A



OCF5



• Read and follow safety messages in the instructions.

• Do not overload.

‡These products can expose you to chemicals which are known to the state of California to cause cancer and reproductive harm. See pages P1-P2 for details.

• Read Safety Precautions on pages W1-W4



A180A



YA470C



YA742



YA741



YA739



YA738



YA737

Bearing Packers

A180A Manual Bearing Packer

- Simultaneously pressure packs inner and outer wheel bearings 3/4" minimum I.D. and 4" maximum O.D.
- Use with pressurized lube equipment or a hand grease gun
- Includes a dust cover

YA470C Manual Bearing Packer (Blue-Point®)

- Packs 50–65 bearings with one grease filling
- Applies manual pressure to flush and pack a bearing with grease
- Includes a dust cover
- 4-1/2" high

YA742 Manual Bearing Packer

- Unit features a large packer head
- Handles bearings to 9-1/2" O.D. and minimum 9/16" I.D.
- Includes an adaptor to service smaller bearings of 1-13/4" O.D.

YA741 Bearing Packer

- Clamps securely to any 25–50 lb original refinery container
- Handles any ball or roller bearing with 5/8–1-1/2" I.D. and 3-1/4" maximum O.D.
- Primes and pumps even when using heavy grease at low temperatures
- Follower plate prevents funneling of grease
- Hose and grease gun are not included

Grease and Gear Oil Pumps/Manual

YA739 Manual Gear Oil Pump

- Fits any 25–50 lb original refinery container
- Delivers 1 oz per stroke using SAE® 90 gear oil at 70 °F
- Includes 5' of 1/2" low-pressure hose with a dispensing nozzle

YA737 Manual Operating Grease Pump

- Clamps securely to any 25–50 lb original refinery container
- Handles any ball or roller bearing with 5/8–1-1/2" I.D. and 3-1/4" maximum O.D.
- Primes and pumps even when using heavy grease at low temperatures
- Follower plate prevents funneling of grease

YA738 Manual Gear Oil Pump

- Fits any 120 lb original refinery container
- Powerful 50:1 ratio pump with 20 in³ displacement
- Includes a roll-around base, straight swivel, 7' of 1/4" high-pressure hose, quick-connect air coupler, follower plate, YA747 grease control valve and a YA760 universal swivel

Grease Pumps/Air

YA735 Air Operated Grease Pump

- Fits any 120 lb original refinery container
- Powerful 50:1 ratio pump with 20 in³ displacement
- Includes a roll-around base, straight swivel, 7' of 1/4" high-pressure hose, quick-connect air coupler, follower plate, grease control valve and a universal swivel

YA736 Air Powered Grease Pump

- Fits any 20–50 lb original refinery container
- Powerful 50:1 ratio pump utilizes 20 in³ displacement
- Includes 6' of 1/4" high-pressure hose, quick-connect air coupler, follower plate, YA747 grease control valve and a YA760 universal swivel

YA759 Air Powered Grease Pump

- 50:1 ratio pump
- Uses a 120 lb container size and handles all grades of lubricant
- Features an internal muffler for quiet operation and a pre-lubricated air motor requiring no external oiler
- Exclusive microlapped hardened steel air valve and seat to assure a long and productive service life, with no packings to wear out
- Shovel-type foot valve adds mechanical priming to normal suction
- Casters offer the unit mobility
- Does not include a barrel



YA735



YA736



YA759

Oil Filler Cap Tools

OCR1 Oil Cap Removal Tool

- Tough nylon material will not damage oil fill caps
- Steel square drive connection for added durability
- Used with a 3/8" drive ratchet
- Use for Chrysler® 300 V6 3.5 L (2010) and Sebring® V6 3.5 L (2010)
- Dodge® Dakota® V8 4.7 L (2000–2007), Durango® V6 3.7 L, V8 4.7 L and V8 5.7 L (2000–2008), Nitro® V6 3.7 L (2007–2008) and Ram® 1500 pickup V6 3.7 L, V8 4.7 L and V8 5.7 L (2002–2007)
- Jeep® Commander® V6 3.7 L, V8 4.7 L (2006–2007), Grand Cherokee® V6 3.7 L, V8 4.7 L (1999–2008) and Liberty® V6 3.7 L (2002–2007)
- Mitsubishi® Raider V6 3.7 L and V8 4.7 L (2006–2007)

OCR2 Radiator Reservoir and Oil Fill Cap Tool

- Tough nylon material will not damage reservoir and oil fill caps
- Steel square drive for added durability
- Used with a 3/8" drive ratchet
- Used for radiator reservoir caps on VW® vehicles, and oil fill caps on Audi®, Honda®, Toyota®, Chevrolet®, Ford® and Jeep® vehicles



OCR1



OCR2



- Wear safety shield (user and bystander).
- Read and follow safety messages in the instructions.
- Read Safety Precautions on pages W1–W4

ENGINE SERVICE TOOLS



YA9680



YA1150



ML6000



CC100



ML6000COMBO



MLS500



MLS500KT



YA9730



CGH1236



TSP102

Timing Belt/Chain Replacement

YA9680[†] Camshaft Pulley Tool (Blue-Point[®])

- Designed to hold the camshaft pulley in place while turning the center shaft bolt
- Extremely useful on transverse mounted V6 engines, such as the Nissan[®] Maxima[®]/VG30 engine and Toyota[®] Camry[®]/3VXFE and 1MZFE engine

- Rear pulleys on these vehicles are located in close proximity to the shock tower making it difficult to remove/replace the center shaft without this tool

YA1150[†] Small-Pin Cam Gear Holder (Blue-Point[®])

- Small diameter (10 mm) grooved pins fit snugly into the small holes in the cam gear
- Long handle with a cushioned grip provides excellent leverage so the cam gear bolt can be tightened or loosened
- Companion tool to YA9680, which has larger diameter pins for cam gears with larger holes

ML6000 Cam Lock Tool/Timing Gear Clamp (Blue-Point[®])

- Prevents engine damage resulting from incorrect timing
- Maintain valve timing during belt replacement on twin and quad cam engines
- Compact design allows access in transverse engines
- Fits timing gear diameters from approximately 4–6" (101–152 mm)
- Fits gear spacing approximately 0.06–3" (1.6–76 mm)

CC100 Single Cam Clamp (Blue-Point[®])

- Single cam clamp can be used on engines where the dual clamp ML6000 will not fit
- Compact design permits easy operation in confined engine areas
- Prevents engine damage resulting from incorrect timing
- Maintains valve timing during belt replacement on twin and quad cam engines
- Simple and easy to use
- Manufactured from high-strength industrial polymers which will not corrode or damage engine pulleys

ML6000COMBO Cam Clamp Set (Blue-Point[®])

- Includes (4) CC100 Single Cam Clamps and (1) ML6000 Dual Cam Clamp in a storage tray

CCS100 GearLock Single Gear Clamp

- Used on single and twin cam engines when a dual cam gear lock may not fit
- Perfect tool in situations where individual gears need to be locked, such as when gears need to be removed to replace seals

- Forcing screw and thread insert are made of steel while the body made from high-strength fiberglass-reinforced polymer

CCS100PK 4 pc GearLock Single Gear Clamp Set

- Includes (4) CCS100 GearLock Single Gear Clamps

MLS500 GearLock Dual Timing Gear Clamp

- Can be used on most vehicle makes and models with timing belts
- Used for most dual cam engines to quickly lock and hold valve timing during belt replacement
- Patented "Multi-Point" adjustment for positive fit on all gear diameters
- Horizontal and vertical adjustments provide coverage over wide range of gear diameters
- Spring-loaded GearLock Dual Timing Gear Clamp reduces setup time
- Engagement teeth are made of heat-treated forged steel and frame constructed of high-strength fiberglass-reinforced polymer

MLS500KT GearLock Timing Gear Clamp Kit

- Quickly locks and holds valve timing during belt replacement on most dual-cam engines
- Engagement teeth are made of heat-treated forged steel
- Frame is constructed of high-strength fiberglass-reinforced polymer

YA9730[†] Timing Belt Tensioner Compressor (Blue-Point[®])

- For 1995–later Toyota[®] T-100, Tacoma[®] and 4Runner[®]
- Turn the square compressor tensioner, then install the locking pin (YA9730-5 included with YA9730)

CGH1236[†] Cam Gear Holder

- Tool holds the hex at the gear hub making removal and tightening of the cam gear bolt easy and accurate
- Hole at the center of the tool allows a socket to be inserted through the tool for removal and replacement of the cam gear bolt
- Fits a large number of vehicles, 18 different models from 1995–2011

TSP102 Timing Tool Set Mopar[®] Engines

- Unique design does the entire range of years with just two tools
- Used to loosen the timing chain tensioner on the Pentastar 3.6 L motor—one tool per cylinder bank
- Snap-on[®] tools are made of aluminum with SDD handles for optimum grip and performance making them superior to many tools on the market made of plastic, that tend to break or get damaged during use

TSP11 Slotted Mopar[®] Blade

TSP2 Non-Slotted Mopar[®] Blade

Timing Belt/Chain Replacement

YA4660 Camshaft Sprocket Holding Tool (Blue-Point®)

- Pivoting design fits most cam and injection pump gear sizes
- Detent grooves on holding pins give the user a sure hold
- For use as a counter holder when loosening or tightening sprocket retainer bolts



YA4660

MCH1280[†] Cam Holder for Mercedes-Benz® Vehicles

- This tool ensures that the cam does not move, enabling the tech to complete the job without any worry of needing to re-time the motor
- Unique tool is designed to lock the left intake cam in place while servicing the cam chain drive system
- A lock (located in rear intake cam and bolted to cylinder head) locks the cam and keeps it from rotating, reducing the chance of mistakes in the cam timing
- Keeps related components in time with each other, eliminating the need for additional man hours to hold the cam in place



MCH1280

Applications:

- Used on 272 and 273 Series Mercedes-Benz® engines

ML5000 DOHC Lock Tool (Blue-Point®)

- Locks cam shaft sprockets in place to preserve engine timing during belt or chain replacement
- Knurled pins on the unit lock on to the groove on the inside of the cam wheel
- Unit base is constructed from anodized aluminum
- Pins are steel
- Works with most import and US cars and light trucks



ML5000

TGH15 Timing Gear Holding Tool (Blue-Point®)

- Securely holds timing gear during removal and installation



TGH15

TSK5KT Timing Service Kit (Blue-Point®)

- Complete kit for timing belt replacement and service
- Securely holds timing gear during removal and installation
- Allows rotation of the cam gear to align valve timing marks
- Single-lever locking design is easy to use
- Slimline design allows maximum access
- Kit includes TGH15 Timing Gear Holding Tool and CC100PK Single Cam Clamp Set



TSK5KT

TSK29KT Timing Belt Service Kit

- Comprehensive kit for timing belt replacement, crankshaft and camshaft seals, and other engine service
- Dual-cam gear lock is used for most dual-cam engines to quickly lock and hold valve timing during belt replacement
- Single-cam gear locks are used for single-cam engines, twin-cam engines (when dual-cam gear lock may not fit); and in situations where individual gears need to be locked, such as when gears need to be removed to replace seals
- Timing gear holder adjusts and locks onto the cam gear to prevent rotation when removing and installing the mounting bolt
- Crankshaft and Camshaft Seal Tool Kit includes (7) installation mandrels made from high-strength fiberglass-reinforced polymer, suited for 21.5–64 mm seals and (7) bushings suited for 8–20 mm bolts
- Compact puller with unique extracting hooks engage seal for quick removal, and the interchangeable sleeves and mandrels allow easy installation of the new seal



TSK29KT



• Read and follow safety messages in the instructions.
 †These products can expose you to chemicals which are known to the state of California to cause cancer and reproductive harm. See pages P1–P2 for details.
 • Read Safety Precautions on pages W1–W4

ENGINE SERVICE TOOLS



EEPV507

Oil Pressure/Oil Pump/Oil Temperature

EEPV507⁺ Engine Oil Pressure Set

- Used on diesel and gasoline engines
- Includes SAE and metric adaptors for cars, trucks, tractors and stationary engines
- Includes a 0–100 PSI (0–700 kPa) gauge assembly
- Technical Support: 855-779-8880

A121A Oil Pressure Sender Switch Socket

- For 1987 and later Ford[®], GM[®] and Chrysler[®] vehicles
- 1-3/16", 12-point wrench size, 3/8" drive
- 3-11/16" long



A121A



A119C



A120A

A119C 3/8" Drive SAE 1-1/16" Oil Pressure Sender Switch Socket

- Use for 1986 and earlier Ford[®], GM[®] and Chrysler[®] vehicles
- 1-1/16" special wrench configuration
- 2-1/16" long

A120A 3/8" Drive SAE 1-1/16" Oil Pressure Sender Switch Socket

- Use for 1987 and later Ford[®], GM[®] and Chrysler[®] vehicles
- Can also be used for 1999 Mitsubishi[®] Eclipse[®] with the 2 L DOC non-turbo 420A engine
- Same design as A119B but longer
- 1-1/16" special wrench configuration
- 3-11/16" long



S6152



S7400



YA6555

S6152 3/8" Drive 1-1/16"

Oil Pressure Sender Switch Crowfoot Wrench

- Use for 1986 and earlier Ford[®], GM[®] and Chrysler[®] vehicles
- 1-1/16" wrench opening, 3/8" drive

S7400 1/4" Drive 24 mm Single Hex Oil Pressure Switch Socket

- Thin wall design with turned down body for access to oil pressure switch/sensor without removing or causing damage to coolant crossover pipe
- 1/4" drive; 24 mm single hex socket
- Provides access to oil pressure switch/sensor on 2005–present Kia[®] and Hyundai[®] 3.3L and 3.8 L V6 (Lambda Series) engines
- Manufactured from a special alloy steel in the USA

YA6555⁺ Oil Pump Removal Tool for GM[®] Vehicles (Blue-Point[®])

- Designed to work on most GM[®] V6 engines
- No need to remove the intake manifold
- Makes removal of the oil pump drive fast and easy
- Applications: GM[®] 2.8 L V6 (1987–1989), 3.1 L V6 (1990–1994), 3100 V6 (1994–2005), 3.4 L V6 (1999 and later)



PMM410A



PMP410A

Drain Plug

PMM410A 3/8" Drive Metric 10 mm External Pipe Plug Socket

- 10 mm male square
- For removing or replacing oil pan plug
- 3/8" drive, 11/16" O.D., 1" long
- Manufactured from special alloy steel
- Precision forged and heat treated for optimum strength and durability
- Nickel-chrome plating helps protect against corrosion and makes it easy to wipe clean



S5902

PMP410A 3/8" Drive Metric 10 mm Internal Pipe Plug Socket

- 10 mm female square
- For removing or replacing standard transmission drain plug
- 3/8" drive, 3/4" O.D., 1" long
- Female pipe plug socket (for Renault[®] LeCar)



SDMV1



S9615A

S5902 Oil/Transmission Plug Box End 17 mm, 6-Point, 21 mm, 12-Point Wrench

- Box ends are 17 mm, 6-point and 21 mm, 12-point
- Designed for VW[®] transmission drain plugs
- 258 mm long

SDMV1 Oil Drain Plug Bit for VW[®]

- Bit for 1/4" ratcheting screwdriver that can be used to loosen and tighten various VW[®] oil drain plugs
- Bit designed to engage plastic drain plugs used on 2015+ L4 (2.0 L & 1.8 L) gas and diesel engines used in various VW[®] Beetle[®], Jetta[®], and Golf[®] models

S9615A 9/16–15 mm 12-Point SAE/Metric Pan Plug Wrench

- 9/16" and 15 mm 12-point box ends fit most popular GM[®] drain plugs
- 10° offset at each end for maximum clearance
- Both box ends feature Flank Drive[®] wrenching system
- 9-23/32" long

Cylinder Head

GDCT16 Combustion Leak Tester

- Provides an easy and quick way to diagnose engine overheating problems
- Checks for leaks between the combustion chamber and the cooling system
- Tests head and gasket for combustion leaks before removing the radiator
- Double chamber in the testing unit provides a high level of accuracy
- For use on water-cooled gas and diesel engines
- Kit includes a complete test chamber, 16 oz bottle of testing fluid and instructions



GDCT16



S6132A



S6160



S6194



S6214A



YA6610



FRT12



S6260

GDCT161 Leak Detector Fluid (Blue-Point®)

- 16 oz bottle of leak testing fluid for the GDCT16 Combustion Leak Tester

S6132A 3/8" Drive Metric Valve Cover Bolt Socket

- For GM® vehicles, 1976 and later Honda® vehicles and other import and US vehicles
- 10 mm, 12-point wrench size
- Allows access to head bolts, valve and rocker covers and oil pan bolts
- Deep clearance for bolts with extended tip as used on spark plug wire harness
- 3/8" drive; 11/16" O.D.
- 4-1/8" long

S6160 1/2" Drive 12-Point Metric 12 mm Extra-Long Head Bolt Socket

- Use on 1986-later Nissan® engines with 12 mm head bolts
- 8" length reaches past the cam and rocker assembly to service head bolts
- Thin-profile socket and shank will reach through the access hole and past the overhead camshaft
- Additional high-torque applications include removal and installation of universal joint flange bolts on Ford®/Mercury® cars such as Mustang®, Crown Victoria®, Lincoln®, Ford® Explorer®, Ranger® and F-150®/F-250® trucks

S6194 1/2" Drive 12-Point Metric 12 mm Head Bolt Socket

- Used on Toyota® and Nissan® cars and trucks, and Honda® cars with 12 mm head bolts
- 4-1/8" length reaches past the cam and rocker assembly to service the head bolts
- Thin-profile socket and shank reach through the access hole and past the overhead camshaft
- Additional high-torque applications include removal and installation of universal joint flange bolts on Ford® Explorer®, Ranger® and F-150®/F-250® trucks

S6193 1/2" Drive 12-Point Metric 10 mm Head Bolt Socket

- Use on all 1981 and later Toyota® and Nissan® cars and pickups and 1976 and later Honda® vehicles and other import and US cars with 10 mm head bolts
- Additional uses include drive shaft universal joint attaching bolts for Ford® vehicles
- 4-1/2" length reaches past cam and rocker assembly to service head bolts
- Thin-profile socket and shank will reach through the access hole and past overhead camshaft

S6195 1/2" Drive 12-Point Metric 14 mm Head Bolt Socket

S6214A 1/2" Drive 14 mm Head Bolt Socket for Subaru® Vehicles

- 1/2" drive configuration allows for use of proper capacity torque wrenches required for setting specified torque on cylinder head bolts
- Overall socket length is optimized to clear valve train components and maximizes working space between cylinder head and unibody frame
- Additional socket length also provides access for proper capacity torque wrenches to operate while the engine is still in the chassis
- Manufactured from special steel with higher alloy content
- Precision machined and heat-treated for optimum strength and durability

YA6610 6 pc Head Handler Set

- Convenient and balanced T-handle design helps move cylinder heads faster and easier
- No need to bear hug the cylinder head during movement
- Attached floating washer for increased surface contact
- Comfortable, secure gripping surfaces for hands
- Includes (6 pc) (2) head handlers (6 x 1.0 threads), (2) head handlers (1/4" x 20 threads) and (2) head handlers (8 x 1.25 mm threads)

YA6611 6 x 1.0 Thread Head Handler (Blue-Point®)

YA6612 1/4" x 20 Thread Head Handler (Blue-Point®)

YA6613 8 x 1.25 Thread Head Handler (Blue-Point®)

FRT10 1 Spark Plug Insert Installer Set (Blue-Point®)

- Repairs damaged heads from blown spark plugs with an alloy steel insert in as little as 15-45 minutes
- Services modular cylinder heads on 4.6, 5.4, 6.8 L and V10 Ford® vehicles
- Set includes tap, core drill, guide, storage case, instructional DVD and spark plug insert

FRT10-1 1 TAP for FRT10 (Blue-Point®)

FRT10-2 Core Drill for FRT10 (Blue-Point®)

FRT12 3-Valve Insert Kit for Ford® Vehicles (Blue-Point®)

- Repairs cylinders without removing the head
- Custom guide, tap and drill for quick and simple repair of damaged threads
- Unique insert installer makes the job quick and easy
- Works on three-valve 4.6, 5.4 and 6.8 L engines built 2003-2007
- Set includes tap, core drill, guide, insert installer, insert and storage case

S6260 1/2" Drive 12-Point SAE 1/2" Heavy-Duty Spicer® Drive Impact Socket

- For removal of heavy-duty Spicer® drive shaft bolts that have 1/2" fasteners found on Kenworth® and Peterbilt® trucks, and many other heavy-duty applications
- 8" long

SAM13LE 1/2" Drive Metric 13 mm Long Hex Bit Socket Driver

- Snap-on® bits are designed with a precise fit and tight tolerances to prevent slippage and disengagement
- Outperforms one-piece design models; our two-piece design makes replacement economical and convenient
- Manufactured from special alloy steel and heat-treated for optimum strength and durability
- 1/2" drive provides the high-torque needed on the engine bolt
- 4" length allows technician to clear the valve and valve cover sealing surface

• Wear safety shield (user and bystander).
 • Read and follow safety messages in the instructions.
 • Do not use chrome or industrial finish hand tools with power drivers or impact drivers.
 ‡These products can expose you to chemicals which are known to the state of California to cause cancer and reproductive harm. See pages P1-P2 for details.
 • Read Safety Precautions on pages W1-W4



ENGINE SERVICE TOOLS

Fuel System Maintenance



S6222

S6222 Oil Rail Socket

- Designed to aid the removal/installation of the ball/cup from the high-pressure oil rail to service the o-rings
- Previously only repairable by replacing the entire Ford® OEM High-Pressure Oil Manifold as a unit, now allows manifold rebuilds for a fraction of the cost



S6192A



S6192A-1



CJ147A



ADT30KT



YA1350

Power Steering/Alternator/Water Pump

S6192A Water Pump Socket

- 1/2" square drive socket features dovetail design to deliver positive engagement when applying high-torque
- Black industrial finish
- Applications: 1992–2011 Cadillac® Northstar® 4.6 L V8; 1997–1998 Oldsmobile Aurora 4.0 L

S6192A-1 Water Pump Socket Stabilizing Strap

- Bolts on water pump to secure S6192A water pump socket in place during water pump removal and replacement
- Includes (2) M6 x 12 bolts for securing strap to water pump
- Black industrial finish
- Applications: 1992–2011 Cadillac® Northstar 4.6 L V8; 1997–1998 Oldsmobile Aurora 4.0 L

CJ3PSB 8 pc Power Steering Puller Set

- One-piece reversible dual yoke utilizes a cup design to provide more surface contact reducing the chance of slippage or surface damage
- Puller driver assembly incorporates a 1" hex, thrust bearing and Fine thread Pressure screw permitting easy turning while providing maximum loading, which results in flush installation with positive stop
- All adaptors are designed to use with a single pressure screw further reducing the number of tools needed for greater user convenience
- Reversible dual yoke, one-piece driver, and a single pressure screw with multiple adaptors allows quick changeover resulting in faster set-ups and fewer man-hours
- Power Pressure screws and Installer adaptors are roll threaded and heat-treated for strength and durability
- The yoke and driver are heat-treated for max strength and durability and zinc plated to prevent corrosion

GM® vehicles:

- 60° V6 Engines: 2004–2011 2.8 L, 1991–2005 3.1 L, 1991–2011 3.4 L
- 90° V6 Engines: 1982–2009 3.8 L, 2005–2010 3.5 L
- Other V6 Engines: 2004–2016 3.6 L, 1993–2010 3.9 L

- L4 Engines: 2007–2016 1.6 L, 1991–1999 1.9 L, 1992–2003 2.2 L, 1987–1991 2.3 L (Quad 4)
- L5 and L6 Engines: 2004–2012 3.7 L, 2002–2009 4.2 L
- Vortech® Engines: 1977–2018 4.3 L (V6), 1982–1990 5.0 L, 1982–1990 5.7 L, 1977–1993 7.4 L, 1987–2018 8.1L
- L5 Engines: 1982–2011 4.6 L, 1982–2018 4.8 L, 1978–2018 5.3 L, 1987–2018 6.0 L, 1977–1993 6.2 L
- Diesel (incl. Duramax®): 1987–2002 6.5 L, 1977–1993 6.2 L, 2001–2010 6.6 L

Ford® vehicles:

- Mod Motors: 1993–2010 4.6 L, 1997–2010 5.4 L, 1997–2010 6.8 L, 2011–2014 5.0 L (Coyote)
- Diesel: 1994–2003 7.3 L, 2003–2010 6.0 L, 2008–2010 6.4 L, 2011–2017 6.7 L
- V6 Engines: 1996–2005 3.0 L, 1995–2004 3.8 L, 1990–2003 4.0 L, 2005–2008 4.2 L
- L4 Engines: 1995–2017 1.3 L, 1997–2013 2.0 L, 2001–2013 2.3 L
- V8 Engines: 1983–1997 5.0 L (Windsor), 1978–1998 5.8 L

Chrysler® vehicles:

- 1995–2005 2.0 L, 1995–2009 2.4 L, 1987–2006 2.5 L
- V6 Engines: 1998–2010 2.7 L, 1991–2000 3.0 L, 1999–2008 3.2 L, 1990–2000 3.3 L, 1990–1997 3.5 L, 2002–2012 3.7 L, 1990–2008 3.8 L, 1992–2003 3.9 L
- L6 Engines: 1987–2004 4.0 L
- V8 Engines: 1999–2012 4.7 L, 1993–2003 5.2 L, 1993–2017 5.7 L and 5.9 L, 2005–2010 6.1 L, 2014–2017 6.2 L, 2014–2017 6.4 L
- V10 Engines: 1992–2003 8.0 L
- Diesel (Cummins®): 2003–2017 5.9 L and 6.7 L

CJ147A Power Steering Gear Lower Pinion Bearing Puller

- Required tool to comply with GM® recall bulletins #02049 and #03062 regarding power steering gear lower pinion bearing separation
- To correct the problem, inspect the condition of the lower pinion bearing and replace the lower pinion bearing—in a few cases, replacement

of the rack and pinion steering gear assembly may be necessary—instructions included with tool

- Applications include Buick®: Regal® 1996–1998; Chevrolet®: Cavalier™ 1996–1998, Lumina 1997–1998, Lumina APV 1996, Malibu® 1997–1998, Monte Carlo 1997–1998, Venture 1997–1998; Oldsmobile: Cutlass 1997–1998, Cutlass Supreme 1996–1998, Silhouette 1996–1998, Intrigue 1998; Pontiac®: Grand Prix 1996–1998, Sunfire 1996–1998, Trans Sport 1996–1998

ADT30KT Alternator Pulley Kit (Blue-Point®)

- Aids installation and removal of Alternator Decoupler Pulleys either OWC (One Way Clutch) or OAD (Overrunning Alternator Decoupler)
- Varying lengths of hex, TORX® and spline configurations allow user to handle unique combinations for a difficult task
- Master kit eliminates the need to shop around for hard-to-find tools and reduces service bay downtime that can erode a technician's profit
- OWC and OAD pulleys exist on over 20 million cars and growing
- Tool can be used on all major ADP Manufacturers including INA®, Gates® and Litens®
- The most comprehensive kit on the market
- Features a combination of hex bits, TORX® bits, spline sockets and specialty bits to work in conjunction to remove pulleys from alternator
- Drop forged and precision CNC components to meet the tight tolerances of the application

YA1350[†] Toyota® Water Pump Pulley Wrench (Blue-Point®)

- Essential tool for preventing pulley damage when removing or installing bolts
- Fixed pin dimension for quick, easy installation
- Unique bend to clear engine compartment obstacles
- Wrench head shaped for generous clearance around the bolts



Belt Tensioning Tools

SRD6 Belt Tensioner Release Tool

- 6" long adaptor with 1/2" male square
- Female triple square drive allows more flexibility to work around obstacles by coming in at different angles with a 1/2" breaker bar
- Similar to the Snap-on® 6" torque adaptors but with a male square
- If using with a torque wrench, refer to the Snap-on® SS306G Torque Chart for the formula to obtain the correct applied torque

Heavy-Duty Applications:

- For serpentine belt tensioners with a 1/2" square drive opening found on Detroit Diesel® Series 60® and Caterpillar® engines
- Other applications include buses and delivery vans where the doghouse or engine shrouding can get in the way and make the work area very tight

Automotive Applications:

- 1/2" serpentine belt tensioners on Dodge®/Chrysler® (2.0 and 3.0 L engines) Ford®, Lincoln® and Mercury® (2.3, 3.0, 4.2 and 4.6 L engines) GM® (2.5, 4.7, 5.0 and 5.7 L engines) vehicles

SBT26† Serpentine Belt Tool (Blue-Point®)

- Works on all serpentine belts
- Clamping jaw allows user to position serpentine belt without the belt slipping out of the tool
- Positive grip allows belt routing in tight access areas
- Ergonomic handle provides comfort and ease in use
- Lightweight steel body for durability and strength

YA9417A† Belt Tensioning Tool (Blue-Point®)

- General use belt tool for installation and removal of V-belts and timing belts
- Two-pin design and long length allow user to push and pull belts as needed for access in restricted areas

YA9340 Serpentine Belt Wrench (Blue-Point®)

- Used to release any serpentine belt tensioner with a 1/2" square drive opening
- Ratcheting action allows better positioning of the tool, creating a greater swing angle than a solid-type serpentine belt wrench
- Reversible ratchet head is only 1" thick so it will fit between the tensioner face and fan blades on Detroit Diesel® S Series 60® and some Caterpillar® engines
- Also ideal for working on buses and delivery vans where the doghouse or engine shrouding restrict access
- Compact overall length keeps handle from coming in contact with radiator hoses, charged air cooler pipes, hydraulic lines or frame rails
- Vinyl grip for comfort
- 13" overall length

YA9350B† 9 pc Ratcheting Belt Tensioning Wrench Set

- Allows direct access to belt tensioners without removing engine accessories or frame components
- Covers almost 90% of all vehicles equipped with spring-loaded serpentine belt tensioners
- Includes (1) belt tensioning wrench and (8) adaptors
- All adaptors feature a 15 mm external hex drive
- Applications: Chrysler® (Dodge® and Plymouth®), Ford® (Lincoln® and Mercury®), GM®, Isuzu®, Jeep®, Lexus®, Mazda®, Mitsubishi®, Saturn®, Toyota®, VW® vehicles

YA9350-2† 14 mm Hex Adaptor (Blue-Point®)

YA9350-3† 18 mm Hex Adaptor, (Blue-Point®)

YA9350-4† 3/8" Square Drive Adaptor (Blue-Point®)

YA9350-5† 1/2" Square Drive Adaptor (Blue-Point®)

YA9350-6† 13 mm /1/2" Hex Adaptor (Blue-Point®)

YA9350-7† 16 mm /5/8" Hex Adaptor (Blue-Point®)

YA9350-8† 15 mm Hex Adaptor (Blue-Point®)

YA9350-9† 19 mm/3/4" Hex Adaptor (Blue-Point®)

YA9350B1† Belt Tensioning Wrench

- Do not use "cheater bars" on handles.
- Do not use chrome or industrial finish hand tools with power drivers or impact drivers.
- Read and follow all safety messages in instructions.
- Do not expose gasoline or other combustible fluids to flames.

†These products can expose you to chemicals which are known to the state of California to cause cancer and reproductive harm. See pages P1-P2 for details.

- Read Safety Precautions on pages W1-W4



ENGINE SERVICE TOOLS



SBT60



SBIT1



SBIT2



SBT2KT



SBTL33



S9842A



S6158

Belt Tensioning Tools

SBT60[‡] Serpentine Belt Tensioner Wrench

- Saves time by reducing the number of parts removed to change belts
- Double ended to fit more models
- Extra-long for more leverage

SBIT1[†] Stretch Belt Tool (Blue-Point[®])

- Allows belt to be rotated onto pulley without twisting the belt, which can cause damage to the belt
- Ford[®] has been using stretch belts to turn the power steering pump on the 3.5 L V6 since 2007 and also uses stretch belts to turn the camshaft-driven water pump on the 3.0 L V6 among other applications
- Low profile to allow for tight access applications
- Groove on underside of tab fits on outer lip of pulley to prevent tool from slipping off the pulley

SBIT2[‡] Stretch Belt Tool (Blue-Point[®])

- Easily install stretch belts on late model European vehicles
- Allows belt to be rotated onto pulley without twisting the belt and causing damage
- Low profile to allow for tight access applications
- Groove on underside of tab fits on outer lip of pulley to prevent tool from slipping off the pulley

Applications:

- BMW[®]: models 118, 120, 318, 320, 325, 330[®], 335[®], 520, 525[™], 530[®], 535, 635, 730, X3[®] and X5[®]; Volvo[®] vehicles: models C30[®], S40[®] and V50[®]; and Mercedes-Benz[®] 3.0 L diesel engines

SBT2KT Stretch Fit Belt Kit (Blue-Point[®])

- Universal installation and removal of all stretch belts
- Easy to use process for both removal and installation
- Allows removal and reuse of stretch fit belts
- Includes SBTI Install Tool, SBTR Removal Tool and informative instructional DVD

SBTI Stretch Fit Belt Install Tool (Blue-Point[®])

- Universal installation of all stretch belts
- Easy-to-use process
- Allows removal and reuse of stretch fit belts

SBTL33 Serpentine Belt Tool (Blue-Point[®])

- Flexibility allows for easy adjustment of belt around various pulley positions
- LED lighted portion of tool ensures easy visibility in dark engine compartments
- Extra long 33" length allows for deeper reach around crank shaft pulley
- Reverse gripping feature allows for two-handed positioning of tool

SBTR Stretch Fit Belt Removal Tool (Blue-Point[®])

- Universal removal of all stretch belts
- Easy to use process
- Allows removal and reuse of stretch fit belts

Thermal Vacuum Switch

S9842A Thermal Vacuum Switch Socket

- For US vehicles through 1988
- 1/2" drive, 6-point wrench opening, 7/8"
- 3-1/8" long

Turning/Moving

S6158 Engine Barring Socket

- Use 4 L 6.6 L small block V8s in Chevrolet[®] vehicles
- Designed to turn the engine over when it is on engine stand
- 1/2" drive

Harmonic Balancer

YA188I Harmonic Balancer Installer (Blue-Point®)

- Includes (7) adaptors for use on a wide range of engines
- Adaptor sizes: 7/16"-20, 1/2"-20, 9/16"-18, 3/4"-16, M12 x 1.5, M14 x 1.5 and M16 x 2.0

YA188LR[‡] Long-Reach Harmonic Balancer Installer (Blue-Point®)

- Can be used on V8s and V6s for late model GM®, Ford®, Chrysler® and Dodge® vehicles where traditional harmonic balancer installers cannot
- Reduce the risk of stripping threads inside the crank
- Reduce the risk of breaking crank bolts
- Kit includes YA188LR-1–YA188LR-5

YA188MKTB Master Harmonic Balancer Installer Kit (Blue-Point®)

- Includes traditional installer adaptors as well as long reach adaptors for late model applications
- Services harmonic balancers as well as underdrive pulleys and recessed crank threads on Dodge® Hemi®, GM® Gen III/IV and Ford® 4.6 L and 5.4 L modular engines
- Works on most European vehicles including BMW® and VW® as well as Toyota®, Honda®, Kia® and Hyundai® vehicles

CJ146 Crankshaft Harmonic Balancer Kit

- Remove the crankshaft harmonic balancer on 1990 and later 3.3 L and 3.8 L GM® engines
- Shoulder bolt adaptors provide the correct installation depth, preventing damage to the crank sensor and interrupter rings
- Includes (3) CJ146-1 adaptors, (1) CJ146-2 extension and vinyl storage pouch
- Requires Snap-on® CJ98-1 yoke and CJ83-3 pressure screw for use (not included)

HIW3A Hand Impact Wrench (Blue-Point®)

- Remove/replace harmonic balancer pulleys without removing the radiator
- Accesses restricted areas where an air impact wrench will not fit or when air supply is unavailable
- Molded rubber hand guard
- Max torque: 600 ft-lb
- Overall length: 22-1/16"

HIW4A Hand Impact Wrench (Blue-Point®)

- Provides high-impact force for breaking loose fasteners used in both automotive and industrial applications such as working on Duramax® crankshaft bolts or on-site heavy equipment service and repair
- No compressed air required
- Bidirectional for loosening or tensioning fasteners
- 3/4" drive
- Tool is 23" in length (590 mm)




YA188I




YA188MKTB



CJ146



HIW3A



HIW4A

- Do not use chrome or industrial finish hand tools with power drivers or impact drivers.
- Do not use "cheater bars" on handles.
- Read and follow safety messages in the instructions.
- Screen the puller application.
- Inspect the puller; do not use damaged parts.
- Use the proper type and size of puller for the job.
- ‡These products can expose you to chemicals which are known to the state of California to cause cancer and reproductive harm. See pages P1–P2 for details.
- Read Safety Precautions on pages W1–W4



WARNING

ENGINE SERVICE TOOLS



HDP1345



HDP6490



YA6010A



YA6491A

Harmonic Damper Pulley Pullers

HDP1345[†] Harmonic Damper Pulley Puller

- Specially designed to pull at three points on the ledges of the pulley with less chance of damage and applies equal force when pulled; can save up to 30 minutes per job
- Spring-loaded legs retain position and have correct geometry for Dodge[®] pulleys
- Gives greater ease and control when installing the puller in confined areas
- Eliminates the time consuming process of removing the radiator and other components
- Includes (6) push rods in multiple lengths and special patent pending tip

HDP6490[†] Harmonic Damper Pulley Puller

- Includes (6) different length push rods and special patent pending tip
- New spring-loaded legs allow for leg position retention
- Provides greater ease and control when installing the puller in confined areas
- Removes 3- and 6-spoke harmonic damper pulleys found on many Chrysler[®] and GM[®] engines
- Eliminates the need to remove the radiator or other components

YA6010A[†] Harmonic Damper Pulley Holding Tool (Blue-Point[®])

- Saves time during removal and installation of the crank bolt on most engines in Honda[®] and Acura[®] vehicles
- Verify exact model year/engine size coverage with tool instructions
- When used with a 1/2" drive breaker bar or ratchet, prevents the pulley from rotating when removing/installing the pulley bolt

YA6491A[†] Harmonic Damper Pulley Puller Update Kit (Blue-Point[®])

- Updates earlier YA9740 pullers to the same applications as the new YA6490A
- Kit updates other pulley pullers that are similar to the YA9740 series of pullers
- Add YA6491 Update Kit to the existing YA9740 series pullers to add these new applications: GM[®] 4.2 L Straight 6-cylinder; Chevrolet[®] Trailblazer[®], Colorado[®]; GMC[®] Envoy, Canyon[®] (2004-later); Oldsmobile Bravada (2003-later); Buick[®] Rainier[®] (2004-later) 3.5 L Straight 5-cylinder; Hummer[®] H3 (2006-later) 2.8 L Straight 4-cylinder

Seal Pullers

SPS2[†] Universal Seal Puller Set

- Small seal puller used for common seal sizes and large seal puller used for larger seal sizes
- 2" and 4" pins for various seal diameter sizes with clearance requirements
- Surface area on hook helps prevent seal puller from piercing through the seal (0.25" where competitive units are smaller at 0.12")
- Pin creates a pivot point on the surface of the seal, thus distributing the force evenly over a larger surface area when compared to a traditional seal puller design



SPS2

PCV/EVAP Tools

LDTBH5[†] 5 pc PCV/EVAP Hose Release Tool Set

- Unique tools allow technicians to release breather hose connectors on the vehicle with very little effort
- Compact size allows increased access for easy installation and removal, saving the technician time
- Made of lightweight yet durable aluminum design
- Set includes (5) sizes, each in a different color for easier identification



LDTBH5

LDTBH5-1[†] 1-1/4" PCV/EVAP Release Tool

LDTBH5-2[†] 1-1/8" PCV/EVAP Release Tool

LDTBH5-3[†] 15/16" PCV/EVAP Release Tool

LDTBH5-4[†] 5/8" PCV/EVAP Release Tool

LDTBH5-5[†] 1-1/2" PCV/EVAP Release Tool

Throttle Depressors/Brake Resetting Gauges

B370[†] Throttle Depressor

- Attach to steering wheel to depress gas pedal
- Innovative design allows for easier fine tuning of the RPMs for cylinder balancing, tune-ups and more
- Fine tuning is done with slide knob to reduce the walking of the rod
- Made in the USA



B370

Specialty Tools

YA7200[†] 7/32" 6-Point T20 TORX® Bit 25° Offset Ford® Ignition Module Wrench (Blue-Point®)

- For 1982 and later Ford® ignition modules
- Ratcheting ends are offset 25°
- One end has 7/32", 6-point; other end a T20 TORX® bit



YA7200

YA8640[†] Cam Belt Wrench for VW®/Audi® Vehicles (Blue-Point®)

- For adjusting camshaft spur belts that have idler pulleys with pin holes
- Vinyl handle grip



YA8640

YA6760[†] Timing Belt Pulley Holder for VW®/Audi® (Blue-Point®)

- Holds crank pulley stationary for crank bolt removal and installation to the factory torque requirement
- Three-bolt design for secure holding
- 1/2" drive for use with a breaker bar
- Heat treated for strength with high-quality black finish
- Applications: 1.8 L 4 cylinder turbo: VW® and Audi® vehicles 1998–2006; 2.0 L 4 cylinder: VW® vehicles 1993–2005; 2.0 L 4 cylinder turbo: VW® and Audi® vehicles 2006 and later



YA6760

YA4590A Hood Prop (Blue-Point®)

- 3 pc telescoping shaft locks in any position
- Range is 20"–48-1/2"
- Will work on front or sides of any car or truck
- Made of steel tubing and features locking levers on each section
- Includes holding support to prevent slippage



YA4590A

- Screen the puller application
- Inspect the puller; do not use damaged parts.
- Use the proper type and size of puller for the job.
- Do not use chipped, mushroomed or cracked hammer.
- Strike squarely, avoid glancing blows.
- Read and follow safety messages in the instructions.

[†]These products can expose you to chemicals which are known to the state of California to cause cancer and reproductive harm. See pages P1–P2 for details.

- Read Safety Precautions on pages W1–W4



VALVE GUIDE SERVICE TOOLS



AC10B



AC11B



AC12B

Valve Guide Brushes

AC10B Valve Guide Brush (Blue-Point®)

- Brush wire is woven into twisted wire strands
- Each features a fluted, wooden handle
- 5/16" dia.

AC11B Valve Guide Brush (Blue-Point®)

- Brush wire is woven into twisted wire strands
- Each features a fluted, wooden handle
- 11/32" dia.

AC12B Valve Guide Brush (Blue-Point®)

- Brush wire is woven into twisted wire strands
- Each features a fluted, wooden handle
- 3/8" dia.



PHG83B



PHG86B



PHG96B



PHG97B

Metric Valve Guide Removers

- Designed for use with Snap-on® air hammers
- Can also be used as drift punches
- Zinc Chromate finish provides bright plating for greater visibility and corrosion resistance

PHG83B Valve Guide Remover

- 7.7 mm pilot
- 190 mm long

PHG86B Valve Guide Remover

- 9.3 mm pilot
- 190 mm long

PHG96B Valve Guide Remover

- 6.9 mm pilot
- 189 mm long

PHG97B Valve Guide Remover

- 5.5 mm pilot
- 189 mm long



YA8880



YA8895

Metric Jam Nut Type Adjustment Tools

Include an idle adjustment screwdriver within a socket and handle for holding adjustment screw in place while the jam nut is tightened. Handle pivots from one side to the other so the socket "window" is always visible.

YA8880[†] Valve Adjustment Tool (Blue-Point®)

- For all cars with 12 mm jam nut valve screws

YA8895[†] Valve Adjustment Tool (Blue-Point®)

- For all cars with 10 mm jam nut valve screws



GA285

Camshaft/Crankshaft Tools

GA285 Camshaft Bearing Remover and Inserter Set (Blue-Point®)

- Removes and inserts bearings in all engines
- Five driving plugs handle a range of 1.475–2.690"
- Fits slightly undersized or oversized bearings
- Packed in a sturdy storage case

Valve Keeper Tools

GA317 Metric Valve Keeper Remover/Installer (Blue-Point®)

- Quickly removes and installs valve keepers on most overhead cam engines with valve stems from 4.5–7.5 mm
- Push or tap the tool with a hammer to remove valve keepers
- Magnet in tool body captures keepers for quick removal and valve disassembly
- To install keepers, load keepers then push or tap to install
- Used on vehicle or on workbench

GA318A Overhead Valve Tool (Blue-Point®)

- Removes and replaces valve keepers on all gas and diesel overhead valve engines, even VW® Rabbit®, motorcycle, marine and aircraft engines
- Magnetically retains keepers and will not bend valve stems
- Use in place of c-clamp or other type of compressor
- Use only with a soft-faced hammer



General Service (Valve)

YA8230[‡] Valve Stem Seal Pliers (Blue-Point®)

- Removes valve stem seals from overhead camshaft engines, including four valve-per-cylinder engines that have restricted access to the valve stem seal
- Gripping serrations in the pliers tip easily grab both OEM and aftermarket seals with ease
- Easy-grip handles

VL2 Valve Holder (Blue-Point®)

- 5/8" and 13/16" dia. suction cups

VL3 Valve Holder (Blue-Point®)

- 1-1/8" and 1-3/8" dia. suction cups



Valve Lifters

CF811B[‡] Compressor, C-Clamp (1–2" capacity) (Blue-Point®)

- 1–2" capacity
- For L-head, valve in head, high compression engines and vehicles with overhead valves
- Activating mechanism prevents cocking of valve spring as it is compressed

CF19B[‡] Compact C-Clamp Compressor (Blue-Point®)

- Compact model includes CF19-3A jaws for 1/4–1-1/16" dia. springs on small, air-cooled engines and CF19A5 jaws for both 17 and 20.8 mm diameter springs on Honda® engines

CF700C[‡] Air-Operated C-Clamp Compressor (7/8–2-1/2" capacity) (Blue-Point®)

- 7/8–2-1/2" capacity
- Operates on 90–150 PSI, but develops up to 3x output pressure
- Tool measures 1 x 8"

CF700C-1[‡] Jaws Set (Blue-Point®)

- For CF811B and CF700C
- Large, straight jaws with 1-1/2–2-1/2" capacity

CF700C-2[‡] Replacement Jaw Set (Blue-Point®)

- Medium, offset jaws with 1–2" capacity
- For CF811 and CF700



- Use air hammer accessories only for their intended purpose.
- Do not use chipped or damaged accessories.
- Read and follow safety messages in the instructions.
- Strike only with soft face hammer.

- ‡ These products can expose you to chemicals which are known to the state of California to cause cancer and reproductive harm. See pages P1–P2 for details.
- Read Safety Precautions on pages W1–W4



VALVE SERVICE TOOLS



YA9140B



VST100



YA9140B-LDT

Valve Spring Compressors

YA9140B[†] Universal Valve Spring Compressor (Blue-Point[®])

- Removes/installs the valve spring without removal of the cylinder head from the engine
- US and import servicing of single and double overhead cam engines, including Audi[®], Chrysler[®], Infiniti[®], Honda[®], Hyundai[®], Lexus[®], Mazda[®], Mitsubishi[®], Nissan[®], Porsche[®], Saturn, Toyota[®], Volvo[®] and VW[®] vehicles

VST100[†] Cam Operated Valve Spring Compressor (Blue-Point[®])

- Eliminates the need for cylinder removal and the need to readjust tool to each spring
- Works on most overhead valve engines

YA9140B-LDT[†] Lock Down Tool for YA9140B (Blue-Point[®])

- Allows technician ability to actuate compression tube even in tight, confined locations
- Allows compression of springs that are confined by brake boosters, AC housings and other factors



M2112PK



M2113

Valve Spring Replacement Tools (Lexus[®])

M2112PK Timing Chain Holder For Lexus[®] Vehicles (2 pk)

- Lexus[®] V6 Valve Spring Replacement Tool
- For Lexus[®] safety recall ALE
- M2112PK includes (2) M2112s (as two are required to hold timing chain)

Application:

- M2112PK holds timing chain during valve spring replacement or any other service requiring camshaft removal
- Saves technician time as the engine can be turned over with the cam shaft out and with the timing chain installed

M2113 For VVT Gear Holder Lexus[®] Vehicles

- Lexus[®] V8 Valve Spring Replacement Tool
- For Lexus[®] engine designation 1UR-FSE 4.6 L V8
- For Lexus[®] safety recall ALE

Application:

- M2113 holds the intake VVT gear during valve spring replacement
- Saves technician time as the engine can be turned over with the cam shaft out and with the VVT gear in and timing chain installed
- M2113 can be used instead of using wire ties

CYLINDER SERVICE TOOLS



WR30A

Ridge Reamer

WR30A[†] 3–5" Ridge Reamer (Blue-Point[®])

- Lathe type reamer is for 3–5" diameter cylinders
- Centers itself in cylinder

WR30A10 Replacement Cutter Bit (Blue-Point[®])

- For WR30A ridge reamer

Ring Expanders

PRS8 Piston Ring Expander (Blue-Point®)

- Installs piston rings from 3/64–1/4" thick
- Eliminates breakage or distortion of rings
- 7" overall length



PRS8

PRS10 Piston Ring Expander (Blue-Point®)

- 2-3/4"–4-1/4" ring capacity
- Remove or install both step cut and diagonal cut rings
- Spring tension eliminates the need for adjustment



PRS10


PRS12 Piston Ring Expander (Blue-Point®)

- Similar to PRS10 but with 4-1/2–7" ring capacity
- Excellent for heavy-duty diesel applications

Ring Groove Cleaners

RC510A Piston Ring Groove Cleaner (Blue-Point®)

- For pistons with grooves of 5/64, 3/32, 1/8, 5/32 and 3/16" with diameters from 1–5"



RC510A

RC510-1 Replacement Cutter Wheel (Blue-Point®)

RC510-6 Replacement Knurled Nut (Blue-Point®)

Ring Compressors

RC150A Ring Compressor (Blue-Point®)

- Four band
- 3-1/2–7" capacity, 7" deep



RC150A

RC50C Ring Compressor (Blue-Point®)

- Two band
- 3-1/2–7" capacity, 3-1/2" deep



RC50C

RC40C Ring Compressor (Blue-Point®)

- Two band
- 2-1/8–5" capacity, 3-1/2" deep



RC40C

RCL30 Ring Compressor (Blue-Point®)

- One band
- 2-1/2–5" capacity
- May be disassembled and removed from around connecting rod when used on small aircraft, motorcycle or other engines that require the cylinder to be pushed over the piston during assembly



RCL30

RCW60 Ring Compressor (Blue-Point®)

- One band
- 3–5" capacity, 1-1/2" deep
- Low-friction wrinkle band construction with thumbscrew for precise adjustment
- Used on small aircraft and motorcycle engines where cylinders are pushed over piston during assembly



RCW60

RC980 Ring Compressor Set (Blue-Point®)

- Works both horizontally and vertically with pliers grip handle
- Fine tooth ratcheting mechanism
- Includes six hardened steel bands: 2-7/8–3-1/8", 3-1/8–3-3/8", 3-3/8–3-5/8", 3-5/8–3-7/8", 3-7/8–4-1/8" and 4-1/8–4-3/8"



RC980

RC980-7 Optional Band (Blue-Point®)

- 4-1/2–4-3/4" capacity

RC980-8 Optional Band (Blue-Point®)

- 4-3/4–5" capacity

RC980-9 Optional Band (Blue-Point®)

- 5–5-1/4" capacity

RC980-9.5 Optional Band (Blue-Point®)

- 5-1/4–5-1/2" capacity

RC980-10 Optional Band (Blue-Point®)

- 5-1/2–5-3/4" capacity



RC980-10

RC980-11 Replacement Pliers (Blue-Point®)



RC980-11



• Operate hone or reamer only while it is within cylinder.

• Read and follow safety messages in the Instructions.

‡These products can expose you to chemicals which are known to the state of California to cause cancer and reproductive harm. See pages P1–P2 for details.

• Read Safety Precautions on pages W1–W4

BUSHING/SEAL INSERTER/REMOVER



A57CA



A57-35



A57-3



A57-36



A57-37



A57-5



A57-8



A57-11



A57-14A



A57-15



A57-16



A57-18



A57-20



A57-27



A57-42



A57-43



A57-44



A57-45



A57-46



A57-48



A57-51

Inserter/Remover Sets

- For standard and specialized bronze, steel, rubber or Enlox bushings
- Range of adaptor sizes covers nearly all shackle and steering bushings

Stock No.	Description
A57CA	Screw
A57-3	Washer
A57-27	Puller
A57-35	Screw
A57-36	Sleeve

Stock No.	Description
A57-37	Sleeve Adaptor
A57-38	Sleeve Adaptor
A57-39	Sleeve Adaptor
A57-41	Sleeve Adaptor

Stock No.	Dimension, inches O.D.	Dimension, inches small O.D.	Dimension, inches large O.D.	Dimension, inches large I.D.
A57-5	0.854	0.726	0.854	0.505
A57-6	0.807	0.678	0.807	0.505
A57-7	0.745	0.616	0.745	0.505
A57-8	0.62	0.553	0.62	0.505
A57-10	0.916	0.787	0.916	0.505
A57-11	0.978	0.849	0.978	0.505
A57-12A	1.025	0.917	1.025	0.505
A57-14A	Bushing Driver			
A57-15	Bushing Driver			
A57-16	0.432	0.397	0.432	0.318
A57-17	0.495	0.428	0.495	0.318
A57-18	0.557	0.491	0.557	0.318
A57-19	0.666	0.599	0.666	0.505
A57-20	1.182	1.053	1.182	0.505
A57-22	1.044	0.905	1.044	0.505
A57-23A	1.228	1.099	1.288	0.505
A57-24	0.995	0.74	0.995	0.505
A57-25	0.6382	0.552	0.682	0.318
A57-26	0.62	0.49	0.62	0.318
A57-29	1.37	1.22	1.37	0.505
A57-40	1.625	1.364	1.625	0.64
A57-42	1.406	—	1.406	1.188
A57-43	2	—	2	1.625
A57-44	1.81	—	1.81	1.375
A57-45	1.25	—	1.25	1.125
A57-46	1.133	—	1.133	0.905
A57-47	1.99	—	1.99	1.86
A57-48	1.5	1.203	1.5	0.64
A57-50	—	—	1-3/8 opening	—
A57-51	—	—	17/32 opening	—
A57A13	1.12	0.991	1.12	0.505
ESD1428	Bearing (1/2" I.D., 1" O.D.)			
ME4A2	Nut (1/2"-20)			
ME4A4	Nut (5/8"-18)			

Heavy-Duty Metric Bushing Driver Set

A261M Metric Bushing Driver Set

- Includes an extra large driver handle and adaptors in 40–80 mm sizes
- Packaged in PB117 storage box
- Set accepts threaded and A1310B series ball detent drivers



A261M

Stock No.	Description (Chart)
A257-1	Extra Large Driver Handle
A261M1	Adaptor (40–44 mm)
A261M2	Adaptor (42–45 mm)
A261M3	Adaptor (45–48 mm)
A261M4	Adaptor (48–52 mm)
A261M5	Adaptor (50–53 mm)
A261M6	Adaptor (55–60 mm)
A261M7	Adaptor (60–65 mm)
A261M8	Adaptor (65–70 mm)
A261M9	Adaptor (70–75 mm)
A261M10	Adaptor (75–80 mm)

Heavy-Duty Bushing Driver Sets

A257 Complete Heavy-Duty Bushing Driver Set

- Complements the A157C set by adding 27 larger adaptors for transmission work, as well as many other automotive and industrial applications
- Industrial finish
- Set accepts threaded and A1310B series ball detent drivers
- Packaged in a PB27 storage box



A257

Stock No.	Adaptor I.D., inches	Adaptor O.D., inches
A257-1	—	1-1/8
A157-5	Driver Nut, 1/2"-20	—
A257-23	1-5/16	1-7/16
A257-24	1-3/8	1-1/2
A257-25	1-7/16	1-9/16
A257-26	1-1/2	1-5/8
A257-27	1-9/16	1-11/16
A257-28	1-5/8	1-3/4
A257-29	1-11/16	1-13/16
A257-30	1-3/4	1-7/8
A257-31	1-13/16	1-15/16
A257-32	1-7/8	2
A257-33	1-15/16	2-1/16
A257-34	2	2-1/8
A257-35	2-1/16	2-3/16
A257-36	2-1/8	2-1/4
A257-37	2-3/16	2-5/16
A257-38	2-1/4	2-3/8
A257-39	2-5/16	2-7/16
A257-40	2-3/8	2-1/2
A257-41	2-7/16	2-9/16
A257-42	2-1/2	2-5/8
A257-43	2-9/16	2-11/16
A257-44	2-5/8	2-3/4
A257-45	2-11/16	2-13/16
A257-46	2-3/4	2-7/8
A257-47	2-13/16	2-15/16
A257-48	2-7/8	3
A257-49	2-15/16	3-1/16

Standard Bushing Driver Set

A157C Standard Bushing Driver Set

- Adaptors held on drivers with knurled nut
- Small and medium drivers (A157-3 and A157-2) fit all smaller bushings (A157-6–A157-12); large driver (A157-1) fits remaining bushings (A157-13–A157-22)
- Set accepts threaded and A1310B series ball detent drivers
- Industrial finish
- Packaged in PB20 storage box



A157C

Stock No.	Adaptor I.D., inches	Adaptor O.D., inches
A157-1	Large Driver Handle	13/16
A157-2	Medium Driver Handle	9/32
A157-3	Small Driver Handle	7/16
A157-4	Driver Nut, 5/16"-24	—
A157-5	Driver Nut, 1/2"-20	—
A157-6	3/8	7/16
A157-7	7/16	1/2
A157-8	1/2	5/8
A157-9	9/16	11/16
A157-10	5/8	11/16
A157-11	5/8	3/4
A157-12	11/16	13/16
A157-13	3/4	7/8
A157-14	13/16	15/16
A157-15	7/8	1
A157-16	15/16	1-1/16
A157-17	1	1-1/8
A157-18	1-1/16	1-3/16
A157-19	1-1/8	1-1/4
A157-20	1-3/16	1-5/16
A157-21	1-1/4	1-3/8
A157-22	15/32	17/32

Heavy-Duty Bushing Driver Sets

A158B Heavy-Duty Bushing Driver Set

- Includes (8) basic adaptors for servicing bushings on trucks, tractors and buses
- Adaptors are secured to threaded driver shaft by knurled nut
- Industrial finish
- Set accepts threaded and A1310B series ball detent drivers



A158B

Stock No.	Adaptor I.D., inches	Adaptor O.D., inches
A257-1	—	1-1/8
A157-5	Driver Nut, 1/2"-20	—
A257-23	1-5/16	1-7/16
A257-24	1-3/8	1-1/2
A257-25	1-7/16	1-9/16
A257-26	1-1/2	1-5/8
A257-27	1-9/16	1-11/16
A257-28	1-5/8	1-3/4
A257-29	1-11/16	1-13/16
A257-30	1-3/4	1-7/8



- Read and follow safety messages in the Instructions.
- Do not strike end if it is chipped or mushroomed.
- Strike squarely, avoid glancing blows.
- Read Safety Precautions on pages W1–W4

BUSHING/SEAL DRIVER SETS



A160M

Standard Metric Bushing Driver Set

A160M Metric Bushing Driver Set

- Includes (3) driver handles and adaptors
- Sizes: 10–42 mm
- Packaged in PB118 storage box
- Set accepts threaded and A1310B series ball detent drivers

Stock No.	Description (Chart)
A157-1	Large Driver Handle
A157-2	Medium Driver Handle
A157-3	Small Driver Handle
A157-4	Driver Nut, 5/16"-24
A157-5	Driver Nut, 1/2"-20
A160M1	Adaptor (10–12 mm)
A160M2	Adaptor (12–14 mm)
A160M3	Adaptor (14–16 mm)
A160M4	Adaptor (15–17 mm)
A160M5	Adaptor (16–18 mm)
A160M6	Adaptor (18–20 mm)
A160M7	Adaptor (20–22 mm)
A160M8	Adaptor (22–24 mm)
A160M9	Adaptor (25–27 mm)
A160M10	Adaptor (28–30 mm)
A160M11	Adaptor (30–34 mm)
A160M12	Adaptor (32–36 mm)
A160M13	Adaptor (35–40 mm)
A160M14	Adaptor (38–42 mm)



A1310B-1

Seal Driver Set

A1310B-1 Crown Style Driver Handle

- For use with all A1310B and A1310SB series bearing and seal driver sets
- Ball-detent attachment design—eliminates the hassle of screws to attach disks
- Handle 9-1/2" with 3" neck—provides better access and keeps hands farther from component contact

A1306-1-1 Bolt and Washer

- Adaptor mounting



HLE24

Dead Blow Piston Hammer

HLE24 24 oz Dead Blow Piston Hammer

- Made of material that will not damage the piston
- Shot-filled head reduces rebound
- Head length is 7-3/4"
- Diameter is 1-1/4–1-1/2" with a reach of 5-1/2" to the handle shoulder
- Overall length is 12-3/4"



A1310LHB

Bearing Race and Seal Drivers

A1310LHB 7 pc Aluminum Large Bearing and Seal Driver Set

- Includes popular sizes of 3-43/64, 4-13/16, 4-7/8, 5-1/2, 5-25/32 and 6", plus a heavy-duty striking handle in a convenient storage case with internal size markings
- Exclusive Snap-on® detent attachment system that eliminates the hassle of threaded fasteners
- Logo, part number and safety information roll-stamped into the edge of each disk
- Each disk has a dual face—tapered side for bearings and flat side for seals
- Aluminum disks are ideal for use with aluminum and other softer metal components and parts
- Disks can be used with arbor presses



A1310LHSB

A1310LHSB 7 pc Steel Large Bearing and Seal Driver Set

- Includes popular sizes 3-43/64, 4-13/16, 4-7/8, 5-1/2, 5-25/32 and 6", plus a heavy-duty striking handle in a convenient storage case with internal size markings
- Exclusive Snap-on® detent attachment system eliminates the hassle of threaded fasteners
- Logo, part number and safety information roll-stamped into the edge of each disk
- Durable steel disks designed for use on large trucks
- Double-faced disks have a tapered side for bearings and flat side for seals
- Manufactured from tough alloy steel with a black oxide coating to resist corrosion
- Disks can be used with arbor presses

Bearing Race and Seal Drivers

- Two different disk materials (aluminum or steel) allows optimization to component type
- Sets fit most standard wheel bearing sizes including late model 4X4 vehicles
- Snap-on® “crown” striking handle for comfort and protection from off-center blows
- Handle features a ball-detent for easy disk attachment and removal; no screws to lose



Set Contains:

A1310B A1310SB A1310LHB A1310PHB A1310PHSB

Description	Stock No.	Size/ Diameter							
Driver Handle	A1310B-1	9-3/4" Length	•	•	•	•	•	•	
Driver Disk, Aluminum	A1310B-2	1.565" Dia	•					•	
	A1310B-3	1.75" Dia	•						
	A1310B-4	1.965" Dia	•						
	A1310B-5	2.325" Dia	•						
	A1310B-6	2.47" Dia	•						
	A1310B-7	2.555" Dia	•						
	A1310B-8	2.83" Dia	•						
	A1310B-9	2.995" Dia	•						
	A1310B-10	3.18" Dia	•						
	A1310B-20	2.645" Dia						•	
	A1310B-21	2.815" Dia						•	
	A1310B-22	2.845" Dia						•	
	A1310B-23	2.965" Dia						•	
	A1310B-24	3.205" Dia						•	
	A1310B-25	3.465" Dia						•	
	A1310B-26	3.720" Dia						•	
	A1310B-28	4.100" Dia						•	
	A1310B-30	3.649" Dia			•				
	A1310B-31	4.790" Dia			•				
	A1310B-32	4.853" Dia			•				
	A1310B-33	5.480" Dia			•				
	A1310B-34	5.740" Dia			•				
	A1310B-35	5.976" Dia			•				
	Driver Disk, Steel	A1310SB-2	1.565" Dia	•					
		A1310SB-3	1.75" Dia	•					
		A1310SB-4	1.965" Dia	•					
		A1310SB-5	2.325" Dia	•					
		A1310SB-6	2.47" Dia	•					
		A1310SB-7	2.555" Dia	•					
		A1310SB-8	2.83" Dia	•					
		A1310SB-9	2.995" Dia	•					
		A1310SB-10	3.18" Dia	•					
		A1310SB-20	2.645" Dia						•
		A1310SB-21	2.815" Dia						•
		A1310SB-22	2.845" Dia						•
A1310SB-23		2.965" Dia						•	
A1310SB-24		3.205" Dia						•	
A1310SB-25		3.465" Dia						•	
A1310SB-26		3.720" Dia						•	
A1310SB-28		4.100" Dia						•	
A1310SB-30		3.649" Dia						•	
A1310SB-31		4.790" Dia						•	
A1310SB-32		4.853" Dia						•	
A1310SB-33		5.480" Dia						•	
A1310SB-34		5.740" Dia						•	
A1310SB-35		5.976" Dia						•	

Description	Stock No.	Size/Diameter
Chrysler® Seal	A1310SB-60	2.175" Dia
GM® Seal	A1310SB-61	2.200" Dia
Cadillac® Seal	A1310SB-62	3.460" Dia
Subaru® CV	A1310SB-63	2.120" Dia
Honda® CV	A1310SB-66	2.287" Dia
Honda® CV	A1310SB-67	2.070" Dia
Honda® CV	A1310SB-68	2.017" Dia

A1310B 10 pc Aluminum Bearing and Seal Driver Set

- Ball-detent attachment design—eliminates the hassle of screws to attach disks (faster, avoids lost screws)
- Handle 9-3/4" with 3" neck—provides better access and keeps hands farther from component contact
- Unique driver design—comfortable Snap-on® “crown” handle with striker cap
- Includes storage case

A1310SB 10 pc Steel Bearing and Seal Driver Set

A1310LHB 7 pc Aluminum Large Bearing and Seal Driver Set

- Includes popular sizes of 3-43/64, 4-13/16, 4-7/8, 5-1/2, 5-25/32 and 6", plus a heavy-duty striking handle in a convenient storage case with internal size markings
- Exclusive Snap-on® detent attachment system that eliminates the hassle of threaded fasteners
- Logo, part number and safety information roll-stamped into the edge of each disk
- Each disk has a dual face—tapered side for bearings and flat side for seals
- Aluminum disks are ideal for use with aluminum and other softer metal components and parts
- Disks can be used with arbor presses
- Includes storage case

A1310LHSB 7 pc Steel Large Bearing and Seal Driver Set

- Durable steel disks designed for use on large trucks
- Includes storage case

A1310PHB 9 pc Aluminum Pinion Driver Set

- Offers precise control when working on pinion seals and bearings
- Includes heavy-duty striking handle and (8) individually sized aluminum pinion discs
- Ball detent groove assists in securing bearing race drivers without separate hardware
- Covers most popular 1/2- and 3/4-ton Ford®, GM® and Dodge® pickups
- Can be utilized using A1310B-1, A1310B17 and A1310B27 handles
- Includes storage case

A1310PHSB 9 pc Steel Pinion Driver Set

- Includes heavy-duty striking handle and (8) individually sized steel pinion discs
- Includes storage case

- Do not use urethane hammers near liquid oxygen.
- Wear safety goggles user and bystanders.
- Do not strike objects harder than punch/chisel (e.g. Bearings).
- Do not strike end if it is chipped or mushroomed.
- Strike squarely, avoid glancing blows.
- Read Safety Precautions on pages W1-W4



BUSHING/SEAL DRIVER SETS



Bearing Race and Seal Drivers

A1310B-1 Crown Style Driver Handle

- For use with all A1310B and A1310SB series bearing and seal driver sets
- Ball-detent attachment design—eliminates the hassle of screws to attach disks
- Handle 9-1/2" with 3" neck—provides better access and keeps hands farther from component contact

A1310B17 Long Handle Driver

- Driver works in tandem with Snap-on® A1310B and A1310SB bearing and seal drivers. Also compatible with most Snap-on®, A157 and A257 bushing drivers, A160M, and A261M metric bushing drivers, as well as all BJP1 Ball Joint Press Cups by use of the A1310SB-BJP1 adaptor
- Driver handle features a broad steel striking cap that protects your hand from off-center strikes
- Driver retains the disks without a fastener, making it quicker to setup and no screw to lose or break
- At 16-1/2" (10" exposed) the additional length allows access in places other drivers cannot reach

A1310B27 Extra-Long Handle Driver

- Driver works in tandem with Snap-on® A1310B, and A1310SB bearing and seal drivers, as well as all BJP1 Cups with the A1310SB-BJP1 adaptor
- The driver handle features a broad steel striking cap that protects your hand from off center strikes
- The driver retains the disks without a fastener, making it quicker to use and no screw to lose or break
- At 25-7/8" (19-19/64" exposed) the additional length allows access in places other bearing and seal drivers cannot reach

A1310SB-BJP1 Adaptor (A1310 to BJP1)

- Designed for use with all BJP1 adaptors with A1310B series striking handles
- Provides additional options for driving bushings, specialty seals and parts requiring center clearance

A1310SB-RA Right Angle Adaptor

- Allows technician to apply hammer strikes directly to disk
- Compact design allows user to hold bearing race in same hand to ensure straight start
- Can be used with BJP1-A1310 to create striking surface for any BJP1 cup



PHG60B

Bushing Drivers

PHG60B Long Pneumatic Bushing and Seal Driver

- Provides additional 6-1/2" of reach versus original PHG75B driver model
- 1/2" driving end features A1310B series compatible ball detent
- Designed specifically for use with A1310B/A1310SB series disks for work on various seals and bearing races, but can also be used with most A57Q, A157, A158, A257, A160M and A261M bushing and seal drivers
- Zinc coated for protection from corrosion



ASD1

Bearing Race and Seal Drivers

ASD1 Universal Adjustable Bearing Race/Seal Driver

- Three stepped jaws quickly adjust to accommodate bearing races and seals from 0.7–3.39" (18–86 mm) eliminating the need for a driver and several different heads
- Step 1 jaw range: 0.7–2.2" (18–56 mm)
- Step 2 jaw range: 1.5–3.0" (39–77 mm)
- Step 3 jaw range: 1.89–3.4" (48–86 mm)
- Total depth/reach: 1.57" (40 mm)
- Can be used on domestic, Asian and European-built vehicles, including motorcycles
- Takes up less space in your tool storage than a typical bearing race/seal driver set



JCK8



JCK7DBL



JCKWFCBLK



JCWFCNPBLK



JCWFCNPRD

Fender Covers

JCK8 Fender Cover

- Measures 26 x 36"
- Nonslip, non-absorbent surface conforms to the fender of any vehicle
- Easy to clean with soap and water

JCK7DBL Fender Cover

- Measures 26 x 36"
- For use on shorter fenders of most new vehicles
- High-density sponge rubber laminated to vinyl provides better protection and adherence to the fender
- Less susceptible to creasing
- Raised ribbing along center section provides space to hold tools

JCKWFCBLK[‡] Weighted Fender Cover

- Strategically placed sandbags secure cover in place to maximize protection and minimize overhang without magnets or sticky materials that attract metal shavings and are hard to clean
- PVC with carbon fiber pattern is easy to clean and resists chemicals
- Extra-large 48 x 26" (1,248 in²) area for superb coverage
- Folds to a compact size for convenient storage

JCWFCNPBLK[‡] Neoprene Fender Cover

- Smooth 4 mm 35 x 24" neoprene with a non-slip backing
- 12" ties can tie to the vehicle offering security while working
- Can be rolled up and tied for easy storage
- Handy open front pocket holds loose fasteners
- Side loops and end pockets secure tools, keeping them within reach

JCWFCNPRD[‡] Neoprene Fender Cover

- Smooth 4 mm 35 x 24" neoprene with a non-slip backing
- 12" ties can tie to the vehicle offering security while working
- Can be rolled up and tied for easy storage
- Handy open front pocket holds loose fasteners
- Side loops and end pockets secure tools, keeping them within reach

Fuel Tank Cover

KAC1224TCA Motorcycle Gas Tank Cover

- Fits Harley-Davidson[®] Dyna[®], Softail[®] and Touring models
- Fits various models of Yamaha[®], Victory[®], Triumph[®] and Kawasaki[®] motorcycles, plus many more
- Non-marring cover uses a non-abrasive inner liner that will not slide off



KAC1224TCA

Mats

MAT54X33[‡] 54 x 33" Folding Creeping Mat

- Ideal for laying, kneeling or leaning on hard surfaces
- Longer and wider than traditional mats
- Marine-grade vinyl and heavy-duty stitching for long-lasting durability
- Textured, non-slip backing for use on any surface
- EVA foam padding for increased comfort and wear resistance
- Nine-segment mat can be folded into multiple configurations
- Excellent barrier against rough surfaces, dirty shop floors, or hot pavement
- Waterproof and chemical resistant
- Hanging grommets for easy storage
- Easy to clean



MAT54X33

- Use air hammer accessories only for their intended purpose.
- Do not use chipped or damaged accessories.
- Do not strike end if it is chipped or mushroomed.
- Strike squarely, avoid glancing blows.
- Wear safety goggles user and bystanders.
- Do not strike objects harder than punch/chisel (e.g. Bearings).


[‡]These products can expose you to chemicals which are known to the state of California to cause cancer and reproductive harm. See pages P1-P2 for details.
• Read Safety Precautions on pages W1-W4



WARNING



CREEPERS



Standard Creepers

JCW62R Standard Creeper

- New flat-oval tubing eliminates sharp corners and provides increased comfort
- New caster profile reduces rolling resistance and delivers increased maneuverability
- Solid plywood core for strength and durability
- Fully padded with high-density 80 lb foam, 1-3/4" thick back and 2-3/4" thick headrest
- Heavy-duty vinyl cover
- 40" L x 17" W x 4" H

Colors Available



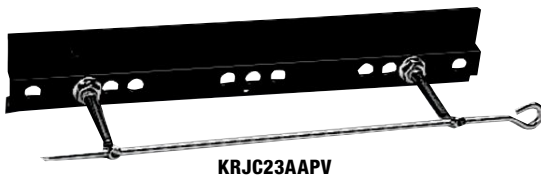
ADD SUFFIX TO STOCK NUMBER FOR SPECIAL COLORS.



Specialty Creepers

JCPW42R Flat-Oval Big Wheel Creeper

- New flat-oval tubing eliminates sharp corners and provides increased comfort
- 13" wide pad for greater support
- 6" rubber casters provide a smooth ride over tough terrain
- Solid plywood core for strength and durability
- High-density foam pad with integrated headrest
- Heavy-duty vinyl cover



Creeper Hangers

KRJC23AAPV Creeper Hanger

- Secures creepers to roll cabs
- Hanger hooks over lip of roll cab and screws down
- Adjustable to four different creeper widths
- Two hook bolts and a lock rod are included so creeper can be padlocked (not included)
- (US Patent #5,407,170)
- 16-13/16" length
- Black textured finish



Adjustable Creepers

Stock No.	Overall Size, inches	Pad Length	Pad Width	Number of Casters	Caster Diameter, inches
JCW67R	40 L x 17 W x 4 H	39"	11"	6	2-1/2

JCW67R Flat-Oval Adjustable Creeper

- New hinge mechanism allows for one-handed height adjustment
- Four-position head rest
- Flat-oval tubing eliminates sharp corners and provides increased comfort
- Caster profile reduces rolling resistance and delivers increased maneuverability
- Solid plywood core for strength and durability
- Fully padded with high-density 80 lb foam, 1-3/4" thick back and 2-3/4" thick headrest
- Heavy-duty vinyl cover
- 40" L x 17" W x 4" H

Colors Available



ADD SUFFIX TO STOCK NUMBER FOR SPECIAL COLORS.



Heavy-Duty Creepers

Stock No.	Overall Size, inches	Pad Length	Pad Width	Number of Casters	Caster Diameter, inches	Adjustable
JCW72R	40 L x 22 W x 5-3/4 H	39"	13"	4	4	—
JCW77R	40 L x 22 W x 5-3/4 H	39"	13"	4	4	•


JCW72R Flat-Oval Heavy-Duty Creeper

- Flat-oval tubing eliminates sharp corners and provides increased comfort
- 13" wide pad for greater support
- 4" casters and 1-3/8" ground clearance
- Solid plywood core for strength and durability
- High-density foam pad with integrated headrest
- Heavy-duty vinyl cover

JCW77R Flat-Oval Adjustable Heavy-Duty Creeper

- New flat-oval tubing eliminates sharp corners and provides increased comfort
- New hinge mechanism allows for one-hand height adjustment
- Four-position headrest
- 13" wide pad for greater support
- 4" casters and 1-3/8" ground clearance
- Solid plywood core for strength and durability
- High-density foam pad
- Heavy-duty vinyl cover

Colors Available




ADD SUFFIX TO STOCK NUMBER FOR SPECIAL COLORS.



- Do not overload.
- Do not stand on or use as a cart.
- See safety information in the current Snap-on catalog.
- Read and follow safety messages in the Instructions.
- Read Safety Precautions on pages W1-W4


CREEPERS



Seat Creepers With Drawer

Stock No.	Overall Size, inches	Seat Size, inches	Drawer Size, inches
JCW80AR	14-1/4 L x 19 W x 15 H	10 L x 14-1/4 W	9-7/8 L x 11-1/2 W x 1-3/4 D

Colors Available



BL R O G
ADD SUFFIX TO STOCK NUMBER FOR SPECIAL COLORS.

JCW80AR Creeper Seat

- Caster profile reduces rolling resistance and increases maneuverability
- Integrated storage drawer and parts tray
- 16-gauge 1" steel frame
- Solid plywood core for strength and durability
- High-density foam pad
- Heavy-duty vinyl cover

Adjustable Seat Creepers

JCW90CBL Creeper Seat

- Heavy-duty 16-gauge, 1" steel tube frame
- New caster profile reduces rolling resistance and delivers increased maneuverability
- 380 lb weight capacity
- New memory foam seat is 12 x 12 x 2-1/8" thick
- Adjusts from 14–19-1/4" high
- Seat pad swivels 360°
- Steel storage tray measures 15 x 15" and has magnetic strip to hold small parts
- Overall dimensions: 15 L x 15 W x 21-1/2" H in fully extended position



Colors Available



BL O GRN
ADD SUFFIX TO STOCK NUMBER FOR SPECIAL COLORS.

Bucket Seat Creepers with Drawer


JCW85BBL Seat Creeper

- New caster profile reduces rolling resistance and increases maneuverability
- Integrated storage drawer and parts tray
- 16-gauge 1" steel frame
- Solid plywood core for strength and durability
- High-density foam pad
- Heavy-duty vinyl cover



JCW85BBL

Colors Available



ADD SUFFIX TO STOCK NUMBER FOR SPECIAL COLORS.

Adjustable Bucket Seat Creepers


JCW95CR Adjustable Bucket Seat Creeper

- New caster profile reduces rolling resistance and delivers increased maneuverability
- Heavy-duty 16-gauge, 1" steel tube frame
- Pneumatic cylinder adjusts from 14–19-1/4"
- Fully padded, vinyl, wide bucket seat measures 17-3/4 L x 10 W x 8" H
- Seat swivels 360°
- Steel storage tray measures 15 x 15" and has magnetic strip to hold small parts
- Overall dimensions: 17-3/4 L x 15 W x 28-1/4" H in fully extended position



JCW95CR

Colors Available



ADD SUFFIX TO STOCK NUMBER FOR SPECIAL COLORS.



JCWTANK



JCWEXT



JCWTSC

Specialty Creepers

JCWTANK Heavy-Duty Off-Road Creeper

- Designed for use both in the shop and in the field
- Invaluable for roadside service trucks, agricultural machinery repair, heavy-duty wreckers or construction equipment repair
- Unique wheel position allows user to swivel in place or change directions by simply leaning back on the headrest and pivoting on two wheels
- Solid, puncture-proof 8" polyurethane wheels for a smooth ride on any surface
- Extra-wide pad and tilted headrest offer superior comfort
- Custom fenders protect clothing from dirt and entanglement while working
- Maximum capacity: 396 lb
- Field repairable
- Weight: 35 lb

- Dimensions: 28"W x 40"L x 8-3/4"H
- 8-1/4" x 2-2.5" solid core tires
- 1-5/8" ground clearance

JCWEXT Under-The-Dash Creeper

- 15–30" height adjustment
- Can be used on a wide variety of vehicles, from sports cars to full-sized trucks, with removable height extension bar
- Durable powder-coated metal frame with added bracing for improved stability when working on taller vehicles
- Tool-free height adjustment
- 300 lb working capacity

JCWTSC[†] Heavy-Duty Top Side Work Platform

- Angled chest pad provides comfortable, full-body support and allows for a wide range of motion while working
- Adjustable, 3-position ergonomic knee pads for greater comfort

- Convenient storage drawer keeps tools and parts within easy reach
- Platform can be positioned to access the engine from either the front or side of the vehicle
- 650 lb working capacity
- Tool-less platform height adjustment from 51–66"
- Quickly folds down for storage with no tools required
- Can be stored flat or upright—16" folded height
- Durable 3-1/2" casters for easy transport
- Includes four leveling-feet for use on uneven surfaces
- Frame ships fully assembled—ready to use in minutes
- Durable, powder-coated steel construction
- Dimensions: 51 x 36 x 16"
- Weight: 65 lb
- Made in USA



- Do not overload.
- Do not stand on or use as a cart.
- †These products can expose you to chemicals which are known to the state of California to cause cancer and reproductive harm. See pages P1–P2 for details.
- Read Safety Precautions on pages W1–W4

MEASURING: MICROMETERS AND SETS



MICM1



MICM2



MICED1B



MROUND4



MIC22

Mechanical Micrometers

- No-glare satin chrome finish which resists rust
- Advanced sleeve design with staggered lines and distinct figures for precise and easy readability
- Balanced frame and thimble design to ensure easy handling and better readability
- Insulated frame for prevention of temperature related expansion and contraction
- Provides quick and easy adjustment
- Reading in ten-thousandths of an inch (.0001") with a vernier scale on the sleeve

Stock No.	Range, inches
MICM1 [‡]	0-1
MICM2 [‡]	1-2

Electronic Digital Micrometers

Stock No.	Increments	Range
MICED1B	0.00005" (0.001 mm)	0-1" (0-25 mm)

MICED1B Electronic Digital Micrometer (Blue-Point®)

- Display reads to 0.00005" (0.001 mm)
- Zero set for absolute and incremental measuring modes
- Auto shut-off after ten minutes
- Insulated frame, hardened body, carbide-tipped anvil, positive locking clamp and ratchet stop thimble

Small Hole Gauge Set

Set Contains:

Stock No.	Range, inches	
CM4311 [‡]	0.125-0.200	•
CM4312 [‡]	0.200-0.300	•
CM4313 [‡]	0.300-0.400	•
CM4314 [‡]	0.400-0.500	•

MROUND4[‡] 4 pc Small Hole Gauge Set

- Knurled knob at handle for size adjustment
- Full round gauging surface with flat bottom

Micrometer Test Gauges

Stock No.	Size
MIC22	1"
MIC2M2	25 mm
MIC32	2"
MIC3M2	50 mm

MIC22 Micrometer Test Gauge

- 1" standard
- Permissible Max flexure = .0001"
- Flatness (max error) = .00005"
- Parallelism (max error) = .00005"
- Error in indicated measurement (length) = .0001"

MEASURING: SMALL HOLE AND TELESCOPING GAUGE SETS

Telescoping Gauges (Blue-Point®)

- Checks cylinders, recesses and slots
- Long handles for deep measurements (up to 5-1/2" on largest)
- Both contacts release or lock by turning knob at end of handle
- Measurement is taken with micrometer (not included)

Stock No.	Range, inches	Set Contains:
CM4349 [‡]	5/16–1/2	•
CM4350 [‡]	1/2–3/4	•
CM4351 [‡]	3/4–1-1/4	•
CM4352 [‡]	1-1/4–2-1/8	•
CM4353 [‡]	2-1/8–3-1/2	•
CM4354 [‡]	3-1/2–6	•



MTEE6 Telescoping Gauges (Blue-Point®)

- Measurable depth is 4–5"
- Set of six, packaged in a plastic pouch

MEASURING: CALIPERS



MCAL6A



MCAL12A



PMF147A

Calipers (Blue-Point®)

MCAL6A Electronic Digital Caliper (Blue-Point®)

- Range is 0–6" (0–150 mm) in 0.0005" (0.01 mm) resolutions
- Use for inside, outside, depth and step measurements
- Inch/metric conversion with one button
- Hardened stainless steel frame
- Large LCD display

MCAL12A Electronic Digital Caliper (Blue-Point®)

- Essential for working on larger vehicles, trucks, tractors and earth-moving equipment
- Range is 0–12" (0–305 mm) in 0.0005" (0.01 mm) resolutions
- Used for inside, outside, depth and step measurements
- Inch/metric conversion with one button
- Large LCD display with floating zero set
- Locking nut and thumb roll for smooth action

PMF147A US/Metric Dial-Type Caliper (Blue-Point®)

- Range is 0–6" (0–150 mm) in 0.001" (0.1 mm) increments
- Includes a storage case



[‡]These products can expose you to chemicals which are known to the state of California to cause cancer and reproductive harm. See pages P1–P2 for details.
• Read Safety Precautions on pages W1–W4

MEASURING: CALIPERS



CAL6EA

Calipers

CAL6EA† 6" Electronic Caliper

- Stainless steel; .0005" resolution; 0–6" measuring range
- Lightweight and comfortable
- Auto-off after 30 minutes; retains last measuring position
- SAE/millimeter conversion reads .0005" or 0.01 mm
- Accuracy 0–4" (± 0.001 ") 4–6" (± 0.015 ")
- Accuracy 0–100 mm (± 0.025 mm) 100–150 mm (± 0.04 mm)
- Hardened stainless steel body
- At .320" the digits on this tool are easy to read
- Beryllium copper gib in slide assembly and polished bar guarantees smooth operation
- Integrated depth rod
- Fine adjustment thumb wheel
- Zero at any position
- Supplied in storage case with foam insert



CAL6DA

CAL6DA† 6" Dial Caliper

- White faced dial caliper, 0–6" range, .001" graduations
- Accuracy (in) ± 0.001
- Sharp, clear dial graduations
- Adjustable bezel
- Double rack pinion gears provides anti-backlash control
- Hardened stainless steel, all metal construction
- Beryllium copper gib in the slide assembly and polished bar guarantees smooth operation
- Depth rod covers rack to protect against damage
- Lock screw for sliding jaw and dial bezel
- Fine adjustment thumb wheel
- Supplied in plastic case with foam insert



CAL6V

CAL6V† 6" Vernier Caliper

- Caliper includes metric/inch readings, 150 mm/6" range, .02 mm/.001" graduations
- Accuracy (in) 0–4" (± 0.001 ") 4–6" (± 0.015 ")
- Accuracy (mm) ± 0.025 mm per 300 mm
- Lock screw for sliding jaw
- Hardened stainless steel depth rod
- Sharp, black graduations on satin chrome finish bar
- Laser etching on the vernier plate and bar guarantees an easy-to-read caliper
- Beryllium copper gib in the slide assembly and polished bar guarantees smooth operation
- Supplied in plastic case with foam insert

MEASURING: MICROMETERS



MIC2MB



MIC3MB



MIC5MB

Metric Digital Micrometers

MIC2MB Metric Digital Micrometer (Blue-Point®)

- 25–50 mm
- Standard reading in .01 mm increments on mechanical digital display
- Vernier style reading in .01 mm increments
- Large easy to handle insulated frame, carbide tipped anvils, positive locking clamp and ratchet stop thimble

MIC3MB Metric Digital Micrometer (Blue-Point®)

- 50–75 mm
- Standard reading in .01 mm increments on mechanical digital display
- Vernier style reading in .01 mm increments
- Large easy to handle insulated frame, carbide tipped anvils, positive locking clamp and ratchet stop thimble

MIC5MB Metric Digital Micrometer (Blue-Point®)

- 100–125 mm
- Standard reading in .01 mm increments on mechanical digital display
- Vernier style reading in .01 mm increments
- Large easy to handle insulated frame, carbide tipped anvils, positive locking clamp and ratchet stop thimble



DDG16

Depth Micrometer Sets

DDG16 Digital Depth Gauge Set

- Easy-to-read display
- Includes (5) extension adaptors for a range of 16"
- Extension adaptors stepped in 1" increments 1–5
- Wide base for stability

- Inch/metric conversion
- Indicator range: 0–1"
- Depth range: 0–16"
- Resolution: 0.0005/0.01 mm/1/128"
- Accuracy: 0.001"

Dial Gauges

GA1D[‡] Dial Indicator

- Range 1.000"
- Dial Indicator has shockless, hardened steel gear train and jewel bearings
- Massive bridge for rigid bearing support
- Unbreakable crystal
- Rugged simple unit construction with a universally fitting design
- Hardened stainless steel stem, gears and pinions
- Sharp bezel serrations for positive grip



GA1D



GA3640



GA3634



GA3645A

Dial Test Indicator Sets

- All-purpose indicator set
- Indicator with 0–1" range and .0005" graduations
- Easy-to-read white on black dial face

GA3640 Long Range Dial Test Indicator Set

- Magnetic base attaches to flat surface
- Checks ball joint, tie rod, cam and valve guide wear, wheel rim, flywheel and disc brake runout
- Dial is continuous with revolution counter
- Bezel may be rotated for any setting point
- Includes powerful magnetic base with post, stepped rod and clamps along with contact, rod connector and indicator holding clamp
- Includes storage case

GA3634 Ball Joint/Disc Brake Test Indicator Set

- Uses locking pliers and a flexible gooseneck for non-magnetic applications and difficult areas
- Ideal for brake and undercar work

GA3645A Dial Indicator Set with Conforming Magnetic Base

- Measures vehicle components that are out of alignment due to wear
- Dial indicator graduations are easy to read
- Single-action knob locks entire assembly into proper position
- Magnetic base conforms to irregular surfaces
- Secondary dial aids in counting tenths of an inch
- Fine adjustment on indicator mount for precise baseline settings
- Includes storage case

Timing Gauges

GA3625A Timing Gauge (Blue-Point®)

- Two-cycle and small engine timing gauge
- 0–1" indicator with 0.001" graduations
- Easy-to-read black on white dial face
- 14 and 18 mm adaptors included
- For finding top dead center



GA3625A



‡These products can expose you to chemicals which are known to the state of California to cause cancer and reproductive harm. See pages P1–P2 for details.
• Read Safety Precautions on pages W1–W4

MEASURING: DIAL TEST INDICATOR GAUGES



GA3601



GA3609



CM6416

Contact Points and Extensions

GA3601 Dial Indicator Extension

- Use with GA3400, GA3634, GA3640 and GA3645 dial test indicators
- 4-48 female thread allows the extension of any contact point for special applications
- 6" long

GA3609 8 pc Contact Point and Extension Set

- Use with GA3400, GA3634, GA3640 and GA3645 dial test indicators
- 4-48 female thread allows the extension of any contact point for special applications
- Extensions can be joined together to extend reach
- Contact points feature a polished tip with radius end and are manufactured from hardened steel
- Includes (4) 1" extensions, (4) contact points (0.2, 0.4, 0.6 and 0.8") plus holder for set components

Magnetic Bases

CM6416 Magnetic Holder

- Magnet has on/off switch
- Base is 2-3/8 x 1-7/8 x 2-1/2"
- Post is 7 x 15/16"
- Rod is 6 x 25/64"
- Will grip flat or curved metal surfaces

LEVELS



YA328A



TL900L


YA328A Magnetic Angle Locator (Blue-Point®)

- Ideal for checking the drive shaft angle
- Red degree indicator is located behind the numbers for exact reading of graduations
- SAE and metric scales molded into the base of the tool are 1/8" and centimeters
- Large 1-7/8 x 7/8" magnet in the base for secure retention

TL900L 9" Aluminum Lighted Level (Blue-Point®)

- Lighted for more-accurate readings under all conditions
- Machined billet aluminum for added durability
- Rare earth magnets attach to ferrous surfaces
- 45, 90 and 180° scales
- Auto shut-off feature after 10 minutes extends battery life
- Uses two AAA alkaline cells (included)
- Sight glasses are backlit for better visibility

MEASURING: FEELER GAUGES



FB316B



FB326B

Feeler Gauges, Ignition

Stock No.	No. of Blades	Blade Dimensions, inches	Blade Size, inches	Increments	Description
FB316B [†]	18	1/4 x 1-3/4	.010, .012, .013, .015-.022, .024-.026, .028, .030, .032, .035	.001"	Short Blade, Ignition Gauge Set, Double Stamped with SAE and Metric Sizes
FB326B [†]	20	1-1/2 x 3, 1/4 x 1-3/4	.003, .004, .005, .006, .007, .008, .010, .012, .013, .015, .017, .018, .020, .022, .024, .026, .028, .030, .032, .035	.001"	Double Stamped with SAE and Metric Sizes



FB310B



FB325A



FB335



FBL325A

Feeler Gauges, General Use

Stock No.	No. of Blades	Blade Dimensions, inches	Blade Size, inches	Increments	Description
FB310B ‡	13	1/2 x 3	.001, .0015, .002-.008, .010, .012, .013, .015	—	Double Stamped with SAE and Metric Sizes
FB325A ‡	25	1/2 x 3	.0015, .002-.025	.001"	Double Stamped with SAE and Metric Sizes
FB335 ‡	36	1/2 x 3	.0015, .002-.035	.001"	Feeler Gauge Blade
FBL325A ‡	25	1/2 x 12	.0015, .002-.021, .025, .027, .030, .040	.001"	12" Long Blade, Double Stamped with SAE and Metric Sizes
FBM320 ‡	20	1/2 x 3	.05-1mm	.05 mm	Metric Feeler Gauge Set



FBM320



FB300A



FB308D



FB322



FB328A

Feeler Gauges, Bent and Step Ground Blades

Stock No.	No. of Blades	Blade Dimensions, inches	Blade Size, inches	Increments	Description
FB300A ‡	25	1/2 x 3	.006-.030	.001"	Feeler Gauge Set, Blade Ends are Angled at 45°
FB308D	12	1/2 x 3	.008-.010, .011-.013, .013-.015, .014-.016, .015-.017, .017-.019, .018-.020, .020-.022, .023-.025, .025-.027, .028-.030	.001"	Step Feeler Gauge Set
FB322 ‡	22	1/2 x 3	.004-.006, .025-.027	.001"	Step Blades with 2 Sizes Each
FB328A ‡	2	1/2 x 3	.011-.013, .013-.015	—	For Valve Adjustment on GM® 8.2 L Engines, Double Stamped with SAE and Metric Sizes
FBM322 ‡	2	1/2 x 3	.20-.30, .40-.50 mm	—	Step Blade with 10-3/4" Long Bent Handle



FBM322

Feeler Gauges, Diesel

Stock No.	No. of Blades	Blade Dimensions, inches	Blade Size, inches	Increments	Description
FB307D	14	1/2 x 6	.008, .011-.014, .016, .018, .020, .023-.025, .027, .029	.001"	Bent Blade Cummins® Diesel, Blade Ends are Bent at 90° Angle: Blades are Secured on FB307C1 Ring



FB307D



‡These products can expose you to chemicals which are known to the state of California to cause cancer and reproductive harm. See pages P1-P2 for details.
• Read Safety Precautions on pages W1-W4

MEASURING: FEELER/SPARK PLUG GAUGES



FB336



FB305A

Colors Available



Red Orange Green

* ORG GRN
ADD SUFFIX TO STOCK NUMBER FOR SPECIAL COLORS.

Feeler Gauges, Specialty

Stock No.	No. of Blades	Blade Dimensions, inches	Blade Size	Increments	Description
FB336*	82	1/2 x 3	.006-.040	.001"	Interchangeable Gauge Blade Set
FB305A†	6	1/2 x 3	.006, .008, .010, .012, .014, .016	.002"	Non-Magnetic, Double Stamped SAE and Metric Sizes

FB336 Feeler Gauge Blade Set

- Includes (4) Instinct® handles for a better grip when measuring tolerances
- Gauge holder allows for quick installation and removal of gauge blades
- Blades separated by type on a split-ring holder for easy access

- Packed in a thermoform tray for convenient storage
- Most complete feeler gauge blade sets: (32) .006-.035," .039" and .040" straight; (25) .006-.030" step ground; (25) .006-.030" 45° offset

FB305A† Feeler Gauge (Blue-Point®)


- Non-magnetic feeler gauge set
- Double stamped with SAE and metric sizes



FBP2



FB301A



FB302A



FB303B



FB360C



FB361A



GA461C

Spark Plug Gauges/Gappers

FBP2* Ramp Gauge (.020-.080")

- Measures gap by sliding gauge between center and side electrode of spark plugs
- Includes Instinct® handle for easier use
- Graduated ramp measures gaps in inches and millimeters
- Range is .020-.080" and .55-2 mm
- Gap can be adjusted using slot at the end of ramp gauge

FB301A† Wire Gap for Point Ignition Systems Gauge (Blue-Point®)

- Includes eight wires in sizes .020", .022", .025", .028", .030", .032", .035" and .040" and electrode bender

FB302A† Wire Gap for Aircraft, Motorcycle, and Small Engines Gauge

- Includes eight wires in sizes .015, .016, .018, .020, .025, .028, .030, .035" and electrode bender

FB303B† Wire Gap for Electronic Ignition Systems Gauge

- Includes six wires in sizes .044", .045", .050", .054", .060" and .080" and electrode bender

FB360C† Gap for Electronic Ignition Systems Gauge (Blue-Point®)

- Includes six wire sizes: .040", .044", .045", .050", .060" and .080"
- Double stamped with SAE and metric sizes

FB361A† Gapper Gauge (Blue-Point®)

- Pocket size gapper features an inclined ramp for setting gap
- 1-1/2" dia.
- Range .020-.100"
- Double stamped with SAE and metric sizes

GA461C Gap for Point Ignition Systems Gauge

- Includes six wires protruding 1/4" from edge of metal disc
- Wire sizes are .025", .030", .034", .035", .040" and .045"
- Built-in electrode bender
- Double stamped with SAE and metric sizes

Colors Available



Red Orange Green

* ORG GRN
ADD SUFFIX TO STOCK NUMBER FOR SPECIAL COLORS.

Replacement Feeler Blades

Snap-on Sets	FB335 [‡] , FBL325A [‡] , FB326B [‡]	FB300A [‡]	FB3330	FBL325A	FB336**		
SAE Size	1/2 x 3 Flat	1/2 x 3 Offset	1/2 x 4 Offset	1/2 x 12 Flat	1/2 x 3 Flat	1/2 x 3 Step	1/2 x 3 Offset
.001	FB1B001	—	—	—	—	—	—
.0015	FB1B0015	—	—	FB6B0015	—	—	—
.002	FB1B002	—	—	FB6B002	—	—	—
.0025	FB1B0025	—	—	FB6B0025*	—	—	—
.003	FB1B003	—	—	FB6B003	—	—	—
.004	FB1B004	—	—	FB6B004	—	—	—
.005	FB1B005	FB14A005*	—	FB6B005	—	—	—
.006	FB1B006	FB14A006	YA3330-6*†	FB6B006	FB1B006	FB3A006	FB14A006
.007	FB1B007	FB14A007	YA3330-7*†	FB6B007	FB1B007	FB3A007	FB14A007
.008	FB1B008	FB14A008	YA3330-8*†	FB6B008	FB1B008	FB3A008	FB14A008
.009	FB1B009	FB14A009	YA3330-9*†	FB6B009	FB1B009	FB3A009	FB14A009
.010	FB1B010	FB14A010	YA3330-10*†	FB6B010	FB1B010	FB3A010	FB14A010
.011	FB1B011	FB14A011	YA3330-11*†	FB6B011	FB1B011	FB3A011	FB14A011
.012	FB1B012	FB14A012	YA3330-12†	FB6B012	FB1B012	FB3A012	FB14A012
.013	FB1B013	FB14A013	YA3330-13*†	FB6B013	FB1B013	FB3A013	FB14A013
.014	FB1B014	FB14A014	YA3330-14†	FB6B014	FB1B014	FB3A014	FB14A014
.015	FB1B015	FB14A015	YA3330-15*†	FB6B015	FB1B015	FB3A015	FB14A015
.016	FB1B016	FB14A016	YA3330-16†	FB6B016	FB1B016	FB3A016	FB14A016
.017	FB1B017	FB14A017	YA3330-17*†	FB6B017	FB1B017	FB3A017	FB14A017
.018	FB1B018	FB14A018	YA3330-18†	FB6B018	FB1B018	FB3A018	FB14A018
.019	FB1B019	FB14A019	YA3330-19*†	FB6B019	FB1B019	FB3A019	FB14A019
.020	FB1B020	FB14A020	YA3330-20†	FB6B020	FB1B020	FB3A020	FB14A020
.021	FB1B021	FB14A021	YA3330-21*†	FB6B021	FB1B021	FB3A021	FB14A021
.022	FB1B022	FB14A022	YA3330-22*†	FB6B022*	FB1B022	FB3A022	FB14A022
.023	FB1B023	FB14A023	YA3330-23*†	FB6B023*	FB1B023	FB3A023	FB14A023
.024	FB1B024	FB14A024	YA3330-24†	FB6B024*	FB1B024	FB3A024	FB14A024
.025	FB1B025	FB14A025	YA3330-25*†	FB6B025	FB1B025	FB3A025	FB14A025
.026	FB1B026	FB14A026	YA3330-26*†	FB6B026*	FB1B026	FB3A026	FB14A026
.027	FB1B027	FB14A027	YA3330-27†	FB6B027	FB1B027	FB3A027	FB14A027
.028	FB1B028	FB14A028	YA3330-28*†	FB6B028*	FB1B028	FB3A028	FB14A028
.029	FB1B029	FB14A029	YA3330-29†	FB6B029*	FB1B029	FB3A029	FB14A029
.030	FB1B030	FB14A030	YA3330-30†	FB6B030	FB1B030	FB3A030	FB14A030
.031	FB1B031	—	YA3330-31*†	FB6B031*	FB1B031	—	—
.032	FB1B032	—	YA3330-32*†	FB6B032*	FB1B032	—	—
.033	FB1B033	—	YA3330-33*†	FB6B033*	FB1B033	—	—
.034	FB1B034	—	YA3330-34*†	FB6B034*	FB1B034	—	—
.035	FB1B035	—	YA3330-35*†	FB6B035*	FB1B035	—	—
.039	FB1B039	—	—	—	FB1B039	—	—
.040	FB1B040	—	YA3330-40*†	FB6B040	FB1B040	—	—

†Includes blade holder

*Optional

Colors Available



Red Orange Green

** ORG GRN

ADD SUFFIX TO STOCK NUMBER FOR SPECIAL COLORS.



‡These products can expose you to chemicals which are known to the state of California to cause cancer and reproductive harm. See pages P1-P2 for details.
• Read Safety Precautions on pages W1-W4

MEASURING: MEASURING SETS



Measuring Sets

RULER12BSQ 12" Steel Rule (Blue-Point®)

- Precision ground and hardened steel blade for greater accuracy
- Graduated in 1/8" and 1/16" increments on one side and 1/32" and 1/64" increments on the other

SQUAREB12 Adjustable Machinist Square (Blue-Point®)

- Includes storage case

SQUAREB180 Protractor Head (180°) (Blue-Point®)

- Protractor is graduated 180° in both directions
- Includes bubble level

SQUAREB45 Sliding Head (45°) (Blue-Point®)

- Center head for 45° angles only

SQUAREB90 Sliding Head (90°) (Blue-Point®)

- 90° square head with bubble level and scribe points

SQUARECOMB12 Combination Measuring Set (Blue-Point®)

- Includes SQUAREB180 protractor, RULER12BSQ steel rule plus SQUAREB90 and SQUAREB45 sliding heads in fitted storage case

MEASURING: STRAIGHT EDGES AND STEEL RULES




Precision Straight Edges

- Use with feeler gauges to check for distortion in engine blocks, cylinder heads, flywheels, main bearing saddles, cam bearing saddles, cam covers and bell housings
- Precision working edge ground to within .0002" per 12" in length
- Great stability with 1/4" thickness and 1-1/2" width
- Convenient hanging hole and edge protector

Stock No.	Length, inches	Thickness, inches	Width, inches
GA435	18	1/4	1-1/2
GA438A	24	1/4	1-1/2
GA535	35	1/4	1-1/2



RULER6




RULER120



RULER600



RULER601



RULER602

Steel Rules

RULER6[‡] 6" Steel Rule

- Graduations in 1/8", 1/16", 1/32" and 1/64"
- Spring-tempered steel
- Non-glare satin chrome finish
- Deep, black-filled, chemical machined graduations that will last a lifetime
- Quick reading, end graduations
- Ruler measures edge-to-edge
- Fits in the user's pocket

RULER120[‡] US/Metric Steel Rule

- 12" stainless steel rule
- 1/32" increments for first 3", 1/16" increments for last 9"
- Metric edge is etched with mm and cm increments

RULER600[‡] Steel Rule

- 6" Eng Ruler
- Graduated in 1/32" and 1/64" increments

RULER601[‡] 6" Steel Rule (Blue-Point®)

- 6" stainless steel rule
- Graduated in 1/10" and 1/50" increments on one side, 1/32" and mm increments on the other

RULER602[‡] 6" SAE/Metric Pocket Rule

- 6" stainless steel rule with pocket clip
- 1/32" and 1/64" increments on one side, mm and cm increments on the other

Tape Measures

TPMAM5 5 m Tape Rule

- 19 mm x 5 m tape
- Includes metric scale

TPMA10 10' Tape Rule

- 1/2" x 10' tape
- Includes SAE/metric scale with fractions

TPMA12 12' Tape Rule

- 3/4" x 12' tape
- Includes SAE scale with 16" stud markings

TPMA25 25' Tape Rule

- 1" x 25' tape
- Includes SAE scale with 16" stud markings

TPMA25EM 25'

Tape Rule

- 1" x 25'/7 m tape
- Includes SAE/metric scale with fractions

TPM100 Tape Rule (Blue-Point®)

- Includes inch/metric scale
- Quick rewind design for ease of use
- Rewinding lever conveniently stored in housing
- Non-slip grip provides confidence and comfort



TPMAM5



TPMA10



TPMA12



TPMA25



TPMA25EM



TPM100

MIRRORS/PICK-UP TOOLS



GA265A



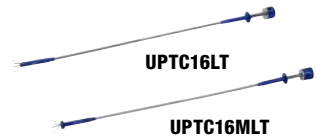
YA837A



GA353B



DPTC24



UPTC16LT

UPTC16MLT

Claws (Flexible)

Stock No.	No. of Claws	Maximum Jaw Opening, inches	Flexible Section Length, inches	Overall Length, inches
GA265A	2	1	8	17-3/4
YA837A‡	4	3/4	16	23-1/2
GA353B	4	1	8	17-1/2
DPTC24	4	1-1/4	24	24-1/2
UPTC16LT‡	4	1.25	16-3/4	25-11/16
UPTC16MLT*‡	4	1.25	16-3/4	25-11/16

*Lighted

UPTC16MLT‡ Lighted Magnetic Flexible Spring Claw (Blue-Point®)

- Magnet is able to pick up a maximum of 5 lb
- Four-jaw claw opens wide to secure hard to reach objects
- Heavy-duty aluminum plunger with convenient side switch turns on/off bright LED light as needed
- Tightly wound flexible spring snakes into tight areas
- Includes (2) CR2032 lithium batteries
- 25-11/16" long



‡These products can expose you to chemicals which are known to the state of California to cause cancer and reproductive harm. See pages P1-P2 for details.
• Read Safety Precautions on pages W1-W4


MIRRORS/PICKUP TOOLS (Blue-Point®)



DPTM24A



PHT5RD



PT10C



PT28E



PT30C



PT40B



PT5C



PT7B



PTIM5



PTS5




UPT100



UPT15



UPT2FL



UPT22FL



UPT35R

Magnetic

DPTM24A Flexible Magnetic Pick-Up Tool (Blue-Point®)

- In the retracted position, magnet will not adhere to un-targeted ferrous metals
- Depress plunger to expose magnet from shroud and grab desired object
- 17" flexible shaft easily maneuvers through tight spots
- Cushion grip handle provides comfort and control

PHT5RD[†] Telescopic Magnetic Pickup Tool (Blue-Point®)

- POWERCAP® shields sides of magnet for focused lifting
- Cushion grip will not slip in oily or wet hands
- Includes pocket clip

PT10C[‡] Pick-Up Tool (Blue-Point®)

- Lifts 1 lb, 8-5/8" long

PT28E[‡] Pick-Up Tool (Blue-Point®)

- Lifts 2 lb
- 16-3/4" long and extends to 26-3/4"

- Aluminum head
- Probe O.D. is 1/2"

PT30C Pick-Up Tool (Blue-Point®)

- Lifts 6-1/2 lb
- 17" long and extends to 27-1/8"

PT40B Flexible Magnetic Pick-Up Tool (Blue-Point®)

- Magnet lifts 3-1/2 lb
- Length is 21", including a 14" flexible section

PT5C[‡] Telescopic Magnetic Pick-Up Tool (Blue-Point®)

- Lifts up to 2 lb
- Chrome plated shaft extends from 5-7/8–25-9/16"
- Includes pocket clip

PT7B Magnetic Pick-Up Tool (Blue-Point®)

- Lifts 1 lb, 6" long

PTIM5[‡] Pick-Up and Inspection Tool (Blue-Point®)

- Magnet end lifts 1-1/2 lb
- Length is 26-3/4" extended, closes to 5-7/8"
- Mirror end is 1-1/4" in diameter
- Includes pocket clip

PTS5 Magnetic Pick-Up Tool/Scribe (Blue-Point®)

- Magnet in one end and a replaceable carbide steel scribe tip at the other
- 5" long, do not use as a pry bar or punch
- Includes pocket clip

UPT100[‡] 10 lb Magnetic Pick-Up Tool (Blue-Point®)

- Magnetic head designed to increase power of the magnet and minimize the flux on the sides
- Lifts 10 lb
- Sturdy stainless steel antenna for durability
- Telescopes from 5-3/4–25-3/4"
- Textured cushioned grip will not slip in wet or oily hands
- Pocket clip keeps the tool convenient and secure

UPT15[‡] Telescopic Magnetic Pickup Tool (Blue-Point®)

- Lifts up to 2 lb
- 6-5/8" long and extends to 33-1/4"

UPT2FL[‡] Flexible Magnetic Pick-Up Tool (Blue-Point®)

- 29" aluminum shaft can be easily bent at any angle
- POWERCAP® slides over the magnet and shields its sides from attaching to unwanted metal surfaces
- Lifts up to 5 lb

UPT22FL[‡] 22" Flex Magnetic Pick-Up Tool

- Super-strength neodymium/iron/boron extra-high flux magnet for greater pick-up power
- Shaft can be bent into almost any position and remains there for steadier, easier retrieval
- Knurled aluminum handle for added grip
- Capable of lifting up to 1-1/2 lb of ferrous material

UPT35R^{††} Telescopic Magnetic Pick-Up Tool (Blue-Point®)

- POWERCAP® shields the side of the magnet from attaching to unwanted metal surfaces
- Lifts up to 5 lb
- 7-1/4" long and extends to 33-3/4"
- Sturdy stainless steel antenna
- Textured cushion grip will not slip in wet or oily hands

Colors Available



Red Orange Green

* RD OR GR

ADD SUFFIX TO STOCK NUMBER FOR SPECIAL COLORS.

Magnetic

UPT50A[‡] Telescoping Magnetic Pick-Up Tool (Blue-Point®)

- Lifts up to 10 lb
- 6-5/8" long and extends to 33-1/4"

UPT65[‡] Telescoping Magnetic Pick-Up Tool (Blue-Point®)

- Goblet shaped magnetic head directs the flux to the front of the magnet to lift up to 16 lb
- Head shields the sides of the magnet from attaching to unwanted ferrous surfaces
- 9" long and extends to 34-1/4"

UPTM65K[‡] Magnetic Inspection Kit (Blue-Point®)

- Includes UPT65 pick-up tool and US225 inspection mirror in vinyl pouch

US225[‡] Inspection Mirror (Blue-Point®)

- Attaches to UPT65 pick-up tool
- Dual ball adjustment provides 2-1/4" dia. infinite positioning



LED Lighted Magnetic Pick-Up Tools

UPTLP2[‡] Penlight Pick-Up Tool (Blue-Point®)

- Newly designed steel magnetic head lifts 8 lb and shields the sides from attaching to unwanted metal surfaces
- LED light illuminates dark areas
- Stainless steel handle telescopes from 8–32-3/4"



GA51B



GA52B



GA53A



GA294



GA295



UIM2FL

Hinged Mirrors (Blue-Point®)

Stock No.	Overall Length, inches	Mirror Size, inches	Glass Replacement Mirror	Plastic Replacement Mirror
GA51B	16-1/2	1-11/16 x 2-9/16	GA51B1	GA51B1P
GA52B	11	1-3/16 x 1-1/2	GA52B1	—
GA53A	16-1/2	2-5/16 x 3-3/8	GA53A1	GA53A1P

GA294[‡] 2-1/8 x 3-1/2" Mirror with 15" Shaft (Blue-Point®)

- 2-1/8 x 3-1/2" mirror with 15" shaft
- Has double ball joints that allow mirror to swivel a full 360°
- Electrolytic-plated copper backing
- Features non-rotating telescoping rods
- Vinyl grip
- Closed length is 11-1/4"; extended length is 15-1/4"

GA295[‡] 2-1/4" Round Mirror with 14" Shaft (Blue-Point®)

- 2-1/4" round mirror with 14" shaft
- Has double ball joints that allow mirror to swivel a full 360°
- Electrolytic-plated copper backing
- Features non-rotating telescoping rods
- Vinyl grip
- Closed length is 10"; extended length is 14"

UIM2FL[‡] Flexible Inspection Mirror (Blue-Point®)

- 32" aluminum shaft can easily be bent to any angle
- 2-1/4" mirror is encased in a rugged stainless steel head
- All-angle ball joint holds mirror head tightly at any angle
- Textured cushion grip will not slip in wet or oily hands



‡These products can expose you to chemicals which are known to the state of California to cause cancer and reproductive harm. See pages P1–P2 for details.
• Read Safety Precautions on pages W1–W4

MIRRORS (Blue-Point®)



UIM2LT



UIM2RSLT

LED Telescoping Mirrors

UIM2LT[‡] Lighted Telescoping Inspection Mirror (Blue-Point®)

- LED light illuminates dark hidden areas
- Telescopes from 6-3/4–37" to facilitate accurate inspections
- Mirror is 2-3/8"
- Angle ball joint firmly holds lighted mirror at any angle for perfect viewing
- Cushioned handle will not slip in wet or oily hands
- Uses (2) CR2016 batteries

UIM2RSLT[‡] LED Lighted Inspection Mirror (Blue-Point®)

- Telescopes from 6-3/4–30" for fast, accurate inspections
- Mirror is 3-1/4 x 1-1/8"



PTM143



CF143MA



PTM147



PTM157

Pocket Mirrors

PTM143[‡] Round Pocket Mirror (Blue-Point®)

- Handle extends from 4-1/2–17"
- 1-1/4" in diameter
- Hinge mechanism allows 360° adjustment
- Includes pocket clip

CF143MA[‡] 17" Round Pocket Magnifying Mirror (Blue-Point®)

- Handle extends from 4-1/2–17"
- 1-1/4" in diameter
- Hinge mechanism allows 360° adjustment
- Includes pocket clip

PTM147[‡] Round Pocket Mirror (Blue-Point®)

- Handle extends from 4-1/2–17"
- 3/4" in diameter
- Hinge mechanism allows 360° adjustment
- Includes pocket clip

PTM157[‡] Oval Pocket Mirror (Blue-Point®)

- Handle extends from 4-1/2–17"
- 1 x 2" oval
- Hinge mechanism allows 360° adjustment
- Includes pocket clip



TKSS01MIR



UIM125



UIM225RD



UIM2LM



UIM2NR



UIM325

Telescoping Mirrors

TKSS01MIR Telescoping Hinged Steel Mirror (Blue-Point®)

- Steel mirror will not shatter if dropped
- Hinged for accurate positioning, telescopes from 7–28-1/2" (177.8–723.9 mm)
- Mirror surface is 3.12 x 2" (79.4 x 50.8 mm)
- Easily fits into shirt pocket when retracted

UIM125[‡] Telescoping Inspection Mirror (Blue-Point®)

- 1-1/4" dia. mirror
- 6-1/2" long and extends to 35"

UIM225RD^{‡‡} Telescoping Inspection Mirror (Blue-Point®)

- 2-1/4" dia. mirror head
- All-angle ball joint holds mirror firmly at any angle
- Telescopes from 6-1/2–35"

UIM2LM[‡] Magnifying Inspection Mirror (Blue-Point®)

- Stainless steel handle telescopes 11-1/2–51-1/2"
- 2-1/4" magnifying mirror enlarges viewing area
- All-angle ball joint holds the mirror head tightly at any angle
- Textured cushion grip will not slip in wet or oily hands

UIM2NR[‡] No Swivel Rectangular Telescoping Mirror (Blue-Point®)

- All-angle ball joint holds the mirror head firmly at any angle
- Stainless steel handle is long, strong and lightweight
- Heavy-duty grip will not slip in wet or oily hands
- Adjusts from 6-3/4–29-3/4"
- 2-9/16 x 3-3/4" rectangular head

UIM325[‡] Telescoping Inspection Mirror (Blue-Point®)

- 6-1/2" long, and extends to 29-1/2"
- Mirror is 3-1/4" dia.

Colors Available



Red Orange Green

* RD OR GR

ADD SUFFIX TO STOCK NUMBER FOR SPECIAL COLORS.

Vacuum Pressure Pump Kits

YA4000B[‡] Automotive Test Kit (Blue-Point®)

- Produces vacuum or pressure at the turn of a switch
- Used for vacuum and pressure-related engine performance diagnostics and tune-ups; brake bleeding; fluid transfer, evacuation and sampling
- One-finger trigger vacuum/pressure release
- Durable, accurate diaphragm-type vacuum/pressure gauge
- Handheld vacuum/pressure pump with 2" compound gauge and rubber boot
- 12 oz fluid reservoir bottle with fluid transfer and storage lids, plus fluid pick-up tube
- Kit contains multiple accessories as shown, including tapered manifold plugs, vacuum caps and bleed screw adaptors



YA4000B

YA4008 Power Steering Adaptor Kit (Blue-Point®)

- Bleeds trapped air from power steering systems by drawing a vacuum through the reservoir fill neck
- Can also be used to test leaks by placing the system under a vacuum and observing change in gauge reading
- Each adaptor is designed to fit snugly in the neck of the power steering reservoir to form an airtight seal when vacuum is applied
- An external vacuum source—such as the YA4000B or SVT270B hand vacuum pump—is required (sold separately)
- Includes (4) adaptors: YA4008-1 (Ford®), YA4008-2 (GM®), YA4008-3 (universal) and YA4008-4 (right angle)



YA4008

YA4008-1

YA4008-1 Adaptor (Blue-Point®)

- Adaptor for Ford® Vehicles

YA4008-2 GM® Vehicles Adaptor (Blue-Point®)

- Adaptor for GM® vehicles

YA4008-3 Universal Adaptor (Blue-Point®)

- Universal style adaptor to fit a variety of pump reservoirs

YA4008-4 Right Angle Adaptor (Blue-Point®)

- Used where there is limited clearance above the filler hole area



YA4008-2

YA4008-3

YA4008-4

SVT270B[‡] Vacuum Test Kit

- Diagnostic aid for checking operation of vacuum-activated actuator
- Measures vacuum up to 30 Hg with an easy-to-read gauge
- Release valve controls the release of vacuum
- Ergonomic design is durable for everyday use
- Includes hose, cone adaptor, large cone adaptor and cup



SVT270B

BRAKE: LATHE ACCESSORIES

Silencers

BDT80 Silencer Band

- For passenger car/light truck drums
- 1-3/4" width



BDT80

BDT69 Silencer Band

- Use for ventilated rotors
- Fits a maximum diameter of 9"



BDT69

BDT96-2 Silencer Band

- Includes (2)
- For non-vented rotors 6-1/2" (165 mm) diameter

BDT94-2 Silencer Band

- For non-vented rotors 9-1/4" diameter

BDT980 Spring Silencer Assembly

- For ventilated rotors



BDT94-2



[‡]These products can expose you to chemicals which are known to the state of California to cause cancer and reproductive harm. See pages P1-P2 for details.
• Read Safety Precautions on pages W1-W4

BRAKE: LATHE ACCESSORIES



Carbide Insert Bit Kits

BDT103-06 Positive Rake Carbide Bits (6 pk)

- Use for EEBR310A, EEBR312A and Ammco® brake lathes

BDT385-06 6 pc Carbide Bit Kit

- Includes (6 pc) with locking screws
- Optional for Snap-on® EEBR308A brake lathes

BDT063-10 Negative Rake Carbide Bits (10 pk)

- Use for EEBR309A, EEBR312A and Ammco® brake lathes

BDT060-10 Positive Rake Carbide Bits (10 pk)

- Use for Accu-Turn® brake lathes

BDT066-10 Positive Rake Carbide Round Tool Bits (10 pk)

- Round tool bits for AMMCO940630 tool holder

BDT069-10 Positive Rake Carbide Inserts for Pro-Cut

On-The-Car Brake Lathes (10 pk)

- Positive rake cutting bits for Pro Cut brake lathes

BDT428 Positive Rake Round Tool Holder Set

- RH and LH used with EEBR308A, EEBR309A and EEBR312A for AMMCO940610 tool bits

BDT903-1-10 Replacement Tip 1/32" Radius (10 pk)

- Fits EEBR301A lathes
- 11° clearance with 1/32" corner radii

BTA10 Carbide Bit (10 pk)

- For Ammco® models 3000, 4000, 4100, 6900, 7000, and 7700 disc rotor lathes

BTF10 Carbide Bit (10 pk)

- Use for all FMC® lathes

BTK10A Carbide Bit (10 pk)

- For all Kwik-Way® lathes with replaceable insert feature as well as older Snap-on® lathe models (YA282, YA278A and YA277 series)

BRAKE: BLEEDER KITS

Vacuum-Type Brake Bleeders

Brake Bleeder Kits

- Uses compressed air to generate deep vacuum to bleed old fluid and air from hydraulic brake systems
- Fast, efficient, one person vacuum bleeding
- Works with all braking systems
- Generates 25 in Hg vacuum with air pressure of 100 PSI
- Specially formulated seals allow unit to be used with a variety of fluids
- On/Off valve and flow regulator
- Unit can be sealed when not in use to prevent spillage
- Quick-release, locking trigger and safety shutoff valve
- Overfill check valve
- Compact design fits under wheel well
- 19-1/2" (500 mm) suction hose
- Universal fitting holds securely on bleed screw
- BB5002A automatically keeps the reservoirs filled to the correct level and fits virtually all master cylinders

BB9018 Vacuum Brake Bleeder

- Fast, efficient, one-person vacuum bleeding
- Works with all braking systems
- Larger 3 pint (1.8 l) container

BB9018KIT 1.8 L Brake Bleeder Kit

- Kit includes BB9018 (1.8 L) and BB5002A (592 ml container)

BB9008 Vacuum Brake Bleeder

- Standard 1.7 pint (800 ml) container
- Uses compressed air to generate deep vacuum to bleed old fluid and air from hydraulic brake systems
- Fast, efficient, one person vacuum bleeding
- Works with all braking systems



BB9008KIT 800 ml Brake Bleeder Kit

- Kit includes BB9008 Brake Bleeder and BB5002A Refiller

BB5002A Auto Refiller Bottle

- Automatically keeps reservoir filled to the correct level
- 20 fluid oz (592 ml) container
- Retaining clip for positive attachment
- Compact design fits under hood
- Positive venting system supplies continuous flow
- Fits virtually all master cylinder reservoirs; can be sealed when not in use to prevent spillage
- On/Off valve

Master Cylinder Pressure Cap

YA8925[†] Master Cylinder Pressure Cap (Blue-Point®)

- M45 x 3.50 thread adapts to fluid reservoir, and 1/4"-18 and 3.5 mm thread for pressure bleeder
- For Mercedes-Benz®, BMW®, Audi® and Porsche®



YA8925

Non-Diaphragm Type Brake Bleeder

BB100C[†] Non-Diaphragm Type Brake Bleeder (Blue-Point®)

- 1-gallon capacity
- Self-contained, hand-pressurized pump
- More than 10' of hose with shut-off, pressure gauge and quick coupler
- Uses standard brake bleeder adaptors (optional)
- Use only D.O.T. 3 or D.O.T. 4 automotive brake fluid



BB100C

BRAKE: SERVICE TOOLS



BCS70A

General Service Sets

BCS70A 7 pc Disc Brake Caliper Driver Set

- Includes (4) 3/8" drive standard hex bit sockets (1/4, 5/16, 3/8" and 8 mm), (1) 3/8" drive TORX® (T40) standard bit socket and (2) 3/8" drive TORX® (T45 and T50) heavy-duty removal bit sockets
- For US vehicles (except Chrysler®)

BTK5 5 pc General Brake Service Set

- Includes (1) brake spring pliers, (1) brake adjusting tool, (1) brake bleeder wrench, (1) 1/4" drive spring cap socket and (1) 1/4" drive soft grip driver

BTK7A 7 pc General Brake Service Set

- Includes (2) brake spring tool, (3) bleeder wrench and (2) brake adjusting tool



BTK5



BTK7A



- Read and follow safety messages in the instructions.
- Do not use chrome or industrial finish hand tools with power drivers or impact drivers
- Do not use "cheater bars" on adjusting tools.
- †These products can expose you to chemicals which are known to the state of California to cause cancer and reproductive harm. See pages P1-P2 for details.
- Read Safety Precautions on pages W1-W4

BRAKE: BLEEDER KITS



Pressure-Type Brake Bleeders

BB71165[†] Quick-Flow Pressure Brake Bleeder Kit

- Simplifies brake bleeding for an individual technician
- Large (2.5 L), easy-access bladder for quick changeover of different brake fluids
- Extra-long, braided, high-pressure quick-connect hose provides the ability to reach a vehicle while elevated on a lift
- Includes fluid collection container and the most popular adaptors; ready for use right out of the box
- Extremely safe construction
- Operates on standard shop air
- First Snap-on[®] branded pressure brake bleeder
- Kit with custom cap adaptors and quick couple fittings provides optimum set up time offering time-savings over vacuum system set up
- Pressure brake bleeders have a fluid reservoir so there is no need to monitor and top off fluid level in the master cylinder during the bleeding process
- Using pressure bleeding, the bleeder is connected to the master cylinder; the vehicle is raised once only to complete bleeding procedure to all four wheels
- Using pressure applied to the master cylinder provides a smooth even flow of fluid leaving the bleeder fitting into the collection container making it visibly very easy to determine when all air and old fluid is clear of the system and certainty that brake function will be correct
- Pressure bleed systems have a higher initial price due to the requirement of cap adaptors; initial increase in cost is offset over time by productivity efficiencies gained from utilizing a pressure bleeding system
- Custom made pre-set pressure regulator: eliminates any risk of operator accidentally over pressurizing system; designed to dump pressure to atmosphere in the event of pressure control diaphragm failure; balanced supply and downstream ports provide controlled flow rate for optimum over pressure prevention
- Custom Pressure Relief Valve: pre-set to max 25 PSI relief pressure; diameter of relief valve ports is more than double the size of pressure regulator supply port ensuring over-pressure can not occur

BB71162[†] QuickFlow Pressure Brake Bleeder Kit

- Lightweight and portable
- Internal bladder design
- Operates on shop air
- Pre-set pressure regulator
- Includes (3) master cylinder adaptors

BB71160[†] QuickFlow Pressure Brake Bleeder

- Internal Bladder
- Light weight and portable
- Operates on shop air
- Pre-set pressure regulator
- Safety pressure relief valve

BB71167[†] Collection Container

- Use to collect waste fluid during bleeding
- Clear tube with rubber fitting
- Hanging hook

BB17001[†] Pressure Bleed Cap Adaptor #1

BB17002[†] Pressure Bleed Cap Adaptor #2

BB17003[†] Pressure Bleed Cap Adaptor #3

BB17004[†] Pressure Bleed Cap Adaptor #4

BB17005[†] Pressure Bleed Cap Adaptor #5

BB17006[†] Pressure Bleed Cap Adaptor #6

BB17007[†] Pressure Bleed Cap Adaptor #7

BB17008[†] Pressure Bleed Cap Adaptor #8

BB17009[†] Pressure Bleed Cap Adaptor #9


BB17020[†] Adaptor Storage Case



Diaphragm-Type Brake Bleeder Adaptors

BB300B21 Pop-off Valve

BRN-47G Brake Bleeder Adaptor



Brake Spring Tools

BST103R[†] 3 pc Magnetic Brake Retainer Spring Tool Set

- Three most popular brake spring retainer tools sold as one encompassing kit
- Magnets conveniently hold brake spring retainer and spring while installing brake shoes
- O-ring provides grip when trying to align retainer with holder pin

BST6[†] 3/4" Magnetic Brake Retainer Spring Tool

BST5[†] 5/8" Magnetic Brake Retainer Spring Tool

BST8[†] 7/8" Magnetic Brake Retainer Spring Tool

BST12[†] Heavy-Duty NPR Brake Spring Tool

- Used on most drum-style brakes on Isuzu[®] NPRs to depress the brake spring
- Mechanical advantage allows for ease of use when removing the spring and pin
- Ergonomic Instinct[®] handle for improved grip and comfort
- Made in USA

BT27 Single Spring Brake Tool (Blue-Point[®])

- Tool releases tension on both large and small GM[®] single spring brakes during servicing
- Large spring applications: 2005 and later Chevrolet[®] Silverado[®], 2004 and later Chevrolet[®] Colorado[®]
- Small spring applications: 1991 and later GM[®] H body (Bonneville, LeSabre and Delta 88), 1992 and later GM[®] C and U body (Buick[®] Electra[™], Oldsmobile 88, Cadillac[®] Fleetwood and Deville, Chevrolet[®] Lumina APV, Pontiac[®] Tran Sport and Oldsmobile Silhouette) and 1995 and later Chevrolet[®] Lumina and Chevrolet[®] Monte Carlo

BT11 Brake Spring Tool

- Services Bendix[®] brake springs and any spring attached to post
- Socket end removes and hook end replaces
- 9-3/4" long

131A Brake Spring Pliers

- Removes or replaces Bendix[®], Lockheed Martin[®] and other hydraulic and mechanical brake springs
- Steel hook on jaw is replaceable
- Handles provide socket type spring remover and hook end replacer
- 13-1/4" long

31-3B Replacement Hook

- Replacement hook for 131A brake spring pliers

S6118A 1/4" Drive Spring Cap Socket

- 1/4" drive double-ended socket designed for subcompact brake spring on one end and larger US cars and light trucks on the other
- Industrial finish

BT19A Heavy-Duty Brake Spring Tool (Blue-Point[®])

- Heavy-duty design
- Remove or install import and US brake springs with or without anchor pins
- Maximum wire I.D. is 1/4", overall length is 8-7/8"

B1356E Brake Retainer Spring Tool

- For use on 3/4" retainer spring caps found on most newer vehicles

BT15 Brake Spring Remover

- For removing brake springs on full-size cars and pickups with drum-style brakes
- Industrial finish

BT17A Retainer Spring Tool

- For use on 5/8" dia. retainer springs found on most newer vehicles
- Industrial finish
- 8-15/16" long

BT10 T-Handle Brake Spring Tool (Blue-Point[®])

- Easily relieves tension on single spring brakes for GM[®] vehicles
- Offers an easy way to remove single brake springs, so that brake shoes, emergency brake cables or brake cylinder can be serviced
- Hook grabs the spring while the tool point acts as a fulcrum to pry the spring free

BT20 Brake Spring Tool for Toyota[®] Vehicles

- Special tip is designed to engage the shoe hold down spring cup on Toyota[®] vehicles
- Manufactured from special alloy steel and heat-treated for optimum strength and durability
- For rear parking brake springs on 2000-current Tacoma[®], Tundra[®], FJ Cruiser[®], 4Runner[®], Land Cruiser[®] and Camry[®]

Colors Available



* Red Orange Green

* O G

ADD SUFFIX TO STOCK NUMBER FOR SPECIAL COLORS.



WARNING



• Read and follow safety messages in the instructions.

†These products can expose you to chemicals which are known to the state of California to cause cancer and reproductive harm. See pages P1-P2 for details.

• Read Safety Precautions on pages W1-W4

BRAKE: SERVICE TOOLS



GA3634

Dial Test Indicator Sets

GA3634 Ball Joint/Disc Brake Test Indicator Set

- Indicator with 0–1" range and .0005" graduations
- Easy-to-read white on black dial face
- Uses locking pliers and a flexible gooseneck for non-magnetic applications and difficult areas
- Ideal for brake and undercar work



DG530

Brake Drum/Rotor Gauges

DG530 Digital Drum Gauge

- Measures automotive and heavy-duty brake drums
- Pointed anvils and 4-1/4" long arms allow increased measurement accuracy and coverage
- Selectable depth stops for easier use
- 6–20.65" (150–515 mm) range; .0005" (.01 mm) graduations



RG430A

RG430A Digital Rotor Gauge (Blue-Point®)

- Measures brake rotors and ball joints
- Pointed anvil and 3-1/2" long arms for increased measurement accuracy and coverage
- Selectable depth stops for easy use
- 0–5-1/2" (0–140 mm) range; .0005" (.01 mm) graduations
- Easy to read digital display with inch/metric conversion



CAL6EBR

CAL6EBR⁺ 6" Electronic Brake Rotor Caliper

- Specifically designed for performing inspection work on brake rotors
- The pointed contact enables a user to accurately locate the deepest pits on a brake rotor
- Having the most accurate dimensions prevents over-machining the brake rotor during the reconditioning process
- Tool has range that a micrometer cannot handle (large rotors in the heavy-duty truck market and large agricultural machinery)
- The long jaws enable measurements deep into the rotor to achieve a clear profile of the rotor surface



BTGHD9

Truck Brake Tools

BTGHD9 Heavy-Duty Brake Lining Gauge

- Accurately confirm brake lining thickness for customers and DOT inspections sheets
- Gauge tool consisting of 9 blades of different sizes ranging between 6–22 mm (0.24–0.87")
- Made of durable stainless steel with both the standard and metric sizes laser-etched on the face



BCT1050

Emergency Brake

BCT1050⁺ Parking Brake Cable Coupler Removal Tool

- Used on light duty trucks, SUVs and vans with drum or disc brakes
- Cushioned grips for comfort
- Heat-treated for durability
- Angled head for accessibility
- Overall length is 14" for adequate leverage
- Use to safely separate the mid-cable coupler from the cable end
- Use on Ford®, GM®, Dodge® light trucks, SUVs and vans from the late 1980s to current

Truck Brake Adjusting Tools

S9523 Brake Adjuster

- Star nut turning tool for Chevrolet® trucks with overload springs
- Different angles at each end of tool for clearance
- Blades are 17/32" wide: tool is 5-1/4" long

B1468 Brake Adjuster

- For use on GMC® and Chevrolet® 1-1/2 and 2 ton trucks
- Tips on each end are bent 45° and then twisted 45° to allow access to brake-adjusting mechanism
- 9-1/4" long

BT4651† Brake Slack Adjuster, Rockwell Style (For Heavy-Duty Trucks)

- 5/16" double square configuration
- Automatic slack adjuster tool set includes offset, reversible automatic release tool
- Release tool slides under the button of the pull-pawl on the automatic slack adjuster until fully seated while the wrench is used to adjust the brake-to-drum clearance
- Screwdriver handle for performance and comfort

HSA716‡ Slack Adjuster Wrench

- For brake service and slack adjuster installation on heavy-duty trucks equipped with Haldex® automatic slack adjusters
- Used to turn the manual adjuster hex
- Extra-deep 7/16" hex allows reach to recessed adjusters
- 14-5/8" overall length helps to overcome the anti-reverse mechanism
- Turn over to reverse
- Protective vinyl boot helps to keep contaminants out of the ratchet mechanism for extended tool life

BSA916‡ Slack Adjuster Wrench

- For brake service and slack adjuster installation on heavy-duty trucks equipped with Bendix® automatic slack adjusters
- Used to turn the manual adjuster hex
- Extra-deep 9/16" hex allows reach to recessed adjusters
- 14-1/2" overall length helps to overcome the anti-reverse mechanism
- Turn over to reverse
- Includes a protective vinyl boot



S9523



B1468



BT4651



HSA716



BSA916



S9153B



B1462A



B3404B



B1461



S5912



S6004



S6005

Automotive Brake Adjusting Tools

S9153B Brake Adjuster

- Designed to work around obstructions on GM® vehicles
- Blades are 1/2" wide; tool is 7-7/8" long

B1462A Brake Adaptor

- For rear brakes of those cars and trucks with trailing arm bolts
- Tang at each end is set at 68°, but in opposite directions for use on left and right hand sides
- 8-1/2" long

B3404B Brake Adjuster

- For Bendix® self-adjusting brakes and other brakes with star adjusting nut (except Chevrolet®)
- Blades are 17/32" wide with 1/32" tip thickness
- 8-3/16" long

B1461 Brake Adaptor

- One end has a wide tang set at a 29° angle for rear brakes; other end is set at a 45° angle for front brakes
- 8-1/4" long

S5912 Brake Adjuster

- For use on VW®, Mazda®, Omni and Horizon
- Each tang tapers to a 1/4" tip width
- One tang is straight; other is offset 45°
- 8-1/2" long

S6004 Brake Adjuster

- For use on 1969 and later Toyota® when self-adjusting brakes are being dismantled

S6005 Brake Adjuster

- Similar to S6004
- For use on 1969 and later Toyota® when a complete dismantling of the self-adjusting brakes is required
- One end is angled at 60°; other end features a special offset
- Each tang tapers to a 1/4" tip width
- 5-1/4" long



• Read and follow safety messages in the Instructions.
 †These products can expose you to chemicals which are known to the state of California to cause cancer and reproductive harm. See pages P1-P2 for details.
 • Read Safety Precautions on pages W1-W4

BRAKE SERVICE TOOLS



BTCP1

Disc Brake Tools

BTCP1 Brake Caliper Press (Blue-Point®)

- Works on both fixed and floating calipers
- Generates more than 1,600 ft-lb of force to retract the toughest caliper pistons
- Single-lever mechanism used to apply and release force for ease of operation and faster service
- Prevents damage to pistons, hubs or calipers
- Ensures parallel piston retraction on dual and quad piston calipers
- Easy left- and right-side use



BTCP400

BTCP400⁺ Small Brake Caliper Press

- Ratcheting mechanism allows for fast and easy retraction of single and multiple piston calipers
- Acme threaded rod spreads pads quickly with less ratchet swings
- Offset press plates permit tool to retract to a minimum .328"
- Compact vehicles, motorcycles and motor sport vehicles
- Will also work on most vehicles with standard non-wind back brake pistons, such as: Fiat 500®/Abarth®; Ford® Fiesta®; BMW® 3 Series®; Chevrolet® Impala®, Malibu®, Audi®, Porsche®, VW® rear calipers; Mitsubishi® Eclipse®, Lancer®, Lancer Evolution®, Toyota®, Scion®, Celica®, Yaris®; Honda® CBR®/CR®, Harley-Davidson®, BMW®, Yamaha®, Kawasaki®, Suzuki®, Triumph® motorcycles



BTCP500

BTCP500⁺ Brake Caliper Press (Blue-Point®)

- Works on twin and quad piston fixed calipers as well as single and twin piston floating calipers
- Centrally located ratchet evenly spreads force in a parallel manner to prevent misalignment of pistons
- Ratchet technology gives a full 360° swing
- Extended reversing lever allows for easy change from spreading to retracting



BTCP2SA

BTCP2SA Brake Caliper Press

- Services vehicles with single and twin floating, twin piston fixed and quad piston fixed calipers
- Operating lever upgraded to heavy-duty forged steel
- Use to press brake caliper pistons for pad replacement
- Ensures parallel piston retraction to prevent damage to piston and seal
- Press plates rotate 180° for efficient operation on both left and right applications
- Heavy-duty design—all heavy load components manufactured from heat-treated tool steel for maximum strength
- Large 12 mm shaft diameter is heat-treated to prevent distortion or damage under heavy load
- Compression ratio of 15-to-1 provides output of 440 lb of force by just applying 28 lb of force with your hand
- High-strength, lightweight polymer housing offers high impact resistance



BTCP600

BTCP600⁺ Brake Caliper Press

- Newly designed plates allow for use on small single-caliper pistons found on light-duty trucks and medium-duty commercial vehicles
- Plates are 2-1/2 x 5-1/2", designed with unique geometry that allows the tool to be used on small and mid-sized vehicles all the way up to medium-duty commercial trucks
- Fine-tooth wheel allows increased 6.6° of swing arc allowing for increased accessibility
- Threaded parts are 3/4" on the male threads and 1-1/8" on the female side adding significant strength
- Works on single-, dual-, and quad-piston calipers; has a total spread of 1-3-1/4"
- Has a minimum spread of 1" and maximum spread of 3-1/4"



BTCS1

BTCS1 1/2" Drive 17 mm Subaru® Caliper Bolt Impact Swivel Socket

- Impact-rated swivel socket
- Designed to clear suspension components on various Subaru® front caliper bracket bolts, allowing for the use of a 1/2" drive impact gun

Disc Brake Tools

Stock No.	Size, mm	Finish	Description	A	B	C	D
FTSM4E	4	Chrome	3/8" Drive Metric 4 mm Standard Triple Square Bit Socket	48.6	21.6	17.2	FTSM4E2

FTSM4E 3/8" Drive Metric 4 mm Standard Triple Square Bit Socket

- Use on VW®/Audi® door handle screws 1998–later, brake drum fasteners on VW® Touareg® plus many other 4 mm and 5 mm triple square applications
- 48.5 mm overall length

YA8610B[‡] Universal Brake Caliper Tool Set (Blue-Point®)

- Assists in replacement of brake pads on most four-wheel disc brake cars
- Tool and adaptors position brake piston back into caliper to allow clearance for newer, thicker brake pads
- Designed for most Audi®, Chrysler®, Ford®, GM®, Honda®, Jaguar®, Mazda®, MINI Cooper®, Mitsubishi®, Nissan®, Saturn, Subaru®, Toyota®, VW® and Volvo® vehicles
- Set includes (1) tool and (6) adaptors in a storage case

YA8610B-7[‡] Brake Caliper Tool Adaptor (Blue-Point®)

- Use on Mazda® 3 (2004 and newer), Mazda® 5 (2006 and newer), Mini Cooper® (all 2002 and newer), Volvo® S40® (2004-1/2 and newer), Volvo® V50® (2006 and newer), Volvo® C30® (2007 and newer), Pontiac® Solstice (2006 and newer), Saturn Sky (2007 and newer) and Jaguar® X type (2006 and newer)

YA6730[‡] Brake Caliper Tool Set (Blue-Point®)

- Combines the main body from the YA8610B set and the YA8610B-7 adaptor

YA2440 Pad Spreader (Blue-Point®)

- For use on most US and import cars and light duty trucks with single piston disc brakes without parking brakes
- Compresses the disc brake piston for easy pad installation

GA395A[‡] Pad Spreader (Blue-Point®)

- Repair kit for FXKL Series Extensions

YA9329A Piston Rotation Tool (Blue-Point®)

- Use to rotate piston back into caliper cylinder when replacing pads
- Also rotates parking brake cylinder back into the caliper cylinder on vehicles with four-wheel disc brakes
- For 1975 and later Ford®, Mercury® and some import vehicles

BT350A Brake Piston Press (Blue-Point®)

- Presses single or dual pistons most cars, light and heavy-duty trucks
- Quick and easy to use—no nuts or bolts involved in pressing operations

BTG8 8 pc Brake Pad/Shoe Gauge Set (Blue-Point®)

- Includes eight different testing blades of various colors and thickness: red 2 mm (0.0787"), red 3 mm (0.1181"), yellow 4 mm (0.1575"), yellow 5 mm (0.1969"), yellow 6 mm (0.2362"), green 8 mm (0.3150"), green 10 mm (0.3937") and green 12 mm (0.4724")
- Color-coded gauges: red indicates service required, yellow indicates caution and green indicates OK
- Constructed from 20-gauge sheet metal with durable powder-coat finish

BTG9 Combination Brake Lining Thickness Gauge Set (Blue-Point®)

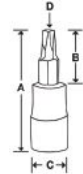
- Offset tips are designed to check both straight on or at a 90° angle to the rotor
- Gauges can be used without removing the wheel or caliper assembly on many applications
- Brake lining gauges identify thickness levels for brake lining inspection
- Made from durable, flexible acetal
- Gauges are color coded to match SAE or metric recommendations for brake pad replacement

BTGHDP9 9 pc Heavy Duty Brake Gauge Set

- Gauge sizes are 6, 8, 10, 12, 14, 16, 18, 20 and 22 mm
- Designed to check both straight on or at a 90° angle to the rotor with offset tips so that the gauges can be used without removing the wheel or caliper assembly on many applications
- Brake lining gauges identify thickness levels for brake lining inspection
- Made from durable, flexible acetal



FTSM4E



YA8610B



YA2440



GA395A




YA9329A




BT350A



BTG8



BTG9



BTGHDP9



• Do not use chrome or industrial finish hand tools with power drivers or impact drivers.

• Do not use "cheater bars" on prybars.

‡These products can expose you to chemicals which are known to the state of California to cause cancer and reproductive harm. See pages P1–P2 for details.

• Read Safety Precautions on pages W1–W4

BRAKE SERVICE TOOLS



B1359B



BT518



BT12



BT1360



TAP1

Truck Brake Tools

B1359B Brake Retainer Spring Tool

- For Chrysler® and Ford® 3/4 ton trucks equipped with Bendix® brakes
- U-shaped end is offset 30° 45° for easy removal of brake shoe to backing plate spring

BT518 Brake Shoe Tool

- For large trucks and trailers with air brakes with S cam design
- Provides leverage to back out brake shoe and remove roller cam
- Industrial finish

BT12 Brake Spring Tool


- Services brake shoe retracting springs on trucks using Bendix®, Wagner® and Kelsey-Hayes® systems
- Unique shape permits access and leverage

BT1360 Brake Spring Tool

- Remove brake shoe retaining springs from heavy-duty Ford®, GM®, Dodge® and International® trucks
- Large, comfortable handle
- Constructed for strength and durability

TAP1 Truck Anchor Pin and Bushing Press

- Designed to remove brake anchor pins and bushings on 16-1/2" Q type S-cam tractor and trailer brake systems from Dana®-Spicer®, Arvin Meritor® (Rockwell®), Eaton®, Timkin and Fruehauf® without removing wheel hub
- Pressure pad retaining rings hold pads firmly in place
- Two-hand operation
- Interchangeable pressure pads allow removal of bushing alone or simultaneous pin/bushing removal
- Zerk grease fitting lubricates and flushes dirt from pressure screw for long life
- Designed for use with 3/4" impact guns
- Includes storage case



B240B



YA2780



B370

Throttle Depressors/Brake Resetting Gauges

B240B Brake and Accelerator Pedal Jack (Blue-Point®)

- Holds throttle at a constant RPM
- Easily adjusts to desired length
- Adjustment screw fine-tunes desired RPM
- Rubber tip keeps the tool firmly positioned
- Overall length of 40" (102 cm)
- Can also be used as a pedal depressor

YA2780[±] Brake Resetting Gauge (Blue-Point®)

- Automatically sets brake shoe size when measuring against drum walls
- Positive locking section ensures an accurate reading every time
- Improved range of 6-1/2–13-1/4"

B370[±] Throttle Depressor

- Attach to steering wheel to depress gas pedal
- Innovative design allows for easier fine tuning of the RPMs for cylinder balancing, tune-ups and more
- Fine tuning is done with slide knob to reduce the walking of the rod
- Made in the USA



SIML160



SIML180



BR1



BR2

Emergency Brake

SIML160 1/2" Drive 6-Point SAE 1/2" Flank Drive® Extra-Deep Impact Socket

- Used to remove or replace fuel tank retaining strap nuts
- Other applications include emergency brake adjustment nuts and stabilizer retainers
- 1/2" square drive; 1/2"; 6-point hex opening
- 5" long

SIML180 1/2" Drive 6-Point SAE 9/16" Flank Drive® Extra-Deep Impact Socket

- Same design as SIML160, except hex size is 9/16"

BR1[±] C-Ring Pliers (Blue-Point®)

- Opens the C-ring on the emergency brake actuation lever when changing rear brake shoes on many US cars, trucks and imports

BR2[±] C-Ring Pliers (Blue-Point®)

- Holds the C-ring without slipping during installation



BBW1270



S6110A

B1460B

B1467A

S6143

B1458C

B1463A

B1464A

S8184

B1470

S6112

S6111

Bleeder Wrenches

BBW1270[‡] 3 pc Brake Bleeder Wrench Set

- Special design features accommodate caliper-mounted electromechanical parking brakes
- Designed to work without removing wheels
- Easily accesses difficult-to-reach 11 mm bleeder screws
- The varied geometry of BBW1271, BBW1272 and BBW1273 Brake Bleeder Wrenches provides easy access to most 11 mm brake bleeder screws on all vehicle makes and models

BBW1271[‡] Brake Bleeder Wrench

- For use on BMW[®] vehicles

BBW1272[‡] Brake Bleeder Wrench

- For use on Volkswagen[®] vehicles

BBW1273[‡] Brake Bleeder Wrench

- For use on Audi[®] vehicles

S6110A Bleeder Wrench

- Use for GM[®], Nissan[®] and Honda[®] vehicles
- 8 mm, 6-point box end; 10 mm on the other
- Ends are offset for clearance
- 7-9/16" (192 mm) long

B1460B Bleeder Wrench

- 3/8" box end for brake bleeding work and a 7/16" box end for brake shoe eccentric bolt adjustment
- Offset clears drag link arm and recessed backing plate on front wheel
- 9-1/2" long

B1467A Bleeder Wrench

- For GM[®], Ford[®] and Chrysler[®] vehicles
- 5/16 and 3/8" single hex box ends are offset for access to bleeder fittings
- 8-1/2" long

S6143 Bleeder Wrench

- For most imports
- 7 mm and 9 mm, 6-point box ends are offset for clearance
- 252 mm long

B1458C Bleeder Wrench

- Includes 1/4" and 3/8" single hex box ends
- 9" long

B1463A Bleeder Wrench

- 1/4"-3/8", 6-point box ends are tapered for clearance
- 3-3/4" long arms (for smaller bleeder fittings on most compact cars)

B1464A 9-11 mm 6-Point Flank Drive[®] Brake Bleeder Wrench

- Ends are offset for extra clearance and length (9.28"/235 mm) allows for extended reach
- Manufactured from special alloy steel, precision forged, and heat-treated for optimum strength and durability
- Nickel-chrome plating helps protect against corrosion and makes it easy to wipe clean

S8184 Bleeder Wrench

- For fittings on most GM[®] vehicles
- 3/8" and 5/16", 6-point box openings
- 4" long arms

B1470 Bleeder Wrench

- For late model GM[®] and most import vehicles
- 8 mm, 6-point box end; 10 mm on the other
- Wrench has a 90° bend for access
- Arms are approximately 100 mm long

S6112 Bleeder Wrench

- For some GM[®] and Toyota[®] vehicles, plus select imports
- 8 mm, 6-point box on one end; 10 mm on the other
- Wrench has 90° bend for access
- Arms are 130 mm long

S6111 Bleeder Wrench

- Covers 90% of late-model US applications including late-model Chrysler[®], Dodge[®], Ford[®], GM[®], Audi[®], Mercedes[®] and VW[®] vehicles
- 10 and 11 mm 6-point Flank Drive[®] wrenching configuration
- Ends are offset for extra clearance
- 9-1/4" long



[‡]These products can expose you to chemicals which are known to the state of California to cause cancer and reproductive harm. See pages P1-P2 for details.
• Read Safety Precautions on pages W1-W4

BRAKE SERVICE TOOLS



BRHC2PK



BTPUCK2



BTPUCK3



FTSM5E



FTSM6E

Disc Brake Tools

BRHC2PK⁺ Kit, Brake Rotor Holding Clips, 2 pc

- Allows for easy reinstallation of brake caliper, caliper bracket and pads
- Stabilizes the rotor to the hub
- Ergonomic grip for ease of use
- Clips made of hardened steel
- Includes (2) clips

BTPUCK2 Two Pin Brake Piston Tool

- Universal and adjustable twin pin brake caliper piston resetting puck eliminates need for 15 or more different sized pucks to service brakes on a vast majority of vehicles on the road today
- Fully adjustable rotating body dials in the twin pins distance (center to center) for easy insertion into brake caliper piston face slots
- Slim-profile allows for easy access and quick service of narrow and/or micro-type calipers
- Services nearly every wind-back brake caliper piston with 2 or 4 faced slots
- Easily works with a 3/8 ratchet or any Wind-back type tool
- Exclusive rotating lock secures the twin pin spread/stroke, maintaining perfect fit every time

BTPUCK3 Three Pin Brake Piston Tool

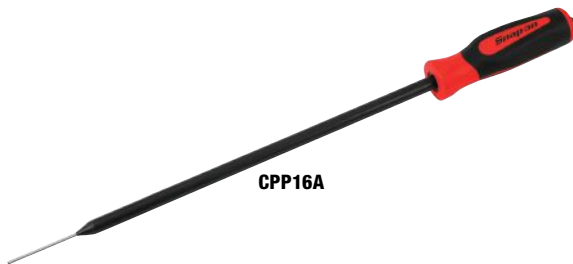
- Pins fully adjust and mate up to bores on brake piston surface
- For use on vehicles that have a disc brake caliper equipped with a singular piston and the emergency/parking brake system is incorporated within this brake caliper housing
- Tool resets the brake piston on calipers equipped with an Electric Parking Brake (EPB); not applicable to multi-piston calipers
- 3 Pin Puck for Audi[®] equipped with EPB

FTSM5E 3/8" Drive Metric 5 mm Standard Triple Square Bit Socket

- Special alloy steel provides the highest match of strength and durability
- Nickel-chrome plating provides corrosion resistance
- Applications:
Use on typically difficult to remove differential fill plug on 1988 to present various BMW[®] 3 and 5 Series vehicles

FTSM6E 3/8" Drive Metric 6 mm Standard Triple Square Bit Socket

- Use to remove seat hold-down nuts on 1999 and later GM[®] full-size pickup trucks; also for use on VW[®] disc brake calipers



CPP16A

Truck Brake Tools

CPP16A⁺ Extended Heavy-Duty Clutch Pin Punch

- Overall length of 16" to access and perform routine maintenance on recessed and hard-to-reach roll pins
- Newly designed hardened tip increases product durability while reducing chances of breaking from repeated impact
- Striking end of pin extends 1/4" to protect handle from being damaged when in use
- Snap-on[®] Instinct[®] soft handle for improved grip, comfort and turning power
- Constructed of hardened steel; made in the USA

Three Arm Hones and Stone Sets (Blue-Point®)

Stock No.	Grit	Length, inches	Type
CF63A-100	100 (3)	1-1/8	Stone Set
CF63A-240	240 (3)	1-1/8	Stone Set
CF63A-400	400 (3)	1-1/8	Stone Set



CF63A

CF63A[‡] Three Arm Hone (Blue-Point®)

- For 3/4–2-1/2" dia. cylinders
- Adjustable thumb nut to control tension

BODY: UNIBODY AND FRAME-STRAIGHTENING EQUIPMENT

Pullers (Body)

CJ107 Body Dent Puller

- Slide hammer action pulls out dent for filling
- L-hook included for larger jobs
- 4 lb slide hammer

CJ114[‡] Puller, Body Dent, 3 lb Slide Hammer (Blue-Point®)

- Mainly for rocker, quarter, back and door panels
- Includes screw for puncturing sheet metal with a bodyman hook and seal hook for larger jobs
- 3 lb slide hammer

YA2002 Quarter Panel Puller (Blue-Point®)

- Removes dents from rear quarters and wheel wells
- Two 12" tubes (with different dimensions) fit most wheel well openings
- Use with chain attached to frame machine or portable power unit

CJ1200[‡] Puller Set, Slide Hammer (Blue-Point®)

- Contains a 12 lb, contour-formed slide hammer and a variety of attachments for auto body repair work




CJ107



CJ114



YA2002



CJ1200

Alignment Bar

BM175 Alignment Bar (Blue-Point®)

- Use to align bumpers, window posts, wheel wells, panels, hoods, decks and brackets
- 6', 1/4" chain has hooks welded to each end for easy attachment to body components
- 4-1/2" long, 1-1/2" dia. tubing



BM175

BODY: BODY REPAIR

Push-Pull Jack

BM101 Push-Pull Jack (Blue-Point®)

- Capable of 3,000 lb push-pull power
- Aligns, straightens and removes dents
- Multipurpose hook on jack head and a hook on the 55" long friction rod
- Friction rod flexes to maintain constant pressure without bending, while the grooved end prevents slipping
- Three-position handle



BM101

- Do not use chrome or industrial finish hand tools with power drivers or impact drivers.
- Do not use "cheater bars" on handles.
- Operate hone or reamer only while it is within cylinder.

‡These products can expose you to chemicals which are known to the state of California to cause cancer and reproductive harm. See pages P1-P2 for details.

- Read Safety Precautions on pages W1-W4



WARNING

BODY REPAIR

Body Repair Kits

The HPR400 and HPR1000 Hydraulic Portable Ram Kits provide the professional technician with components that can be configured to perform the basic tasks of spreading, clamping, pulling, pushing, lifting, pressing, bending, stretching and straightening with the convenience of hydraulic power.

- Hand pumps include a two-speed pump piston for extending the rams to the load quickly
- Gauge is liquid filled for shock resistance and provides user with easy to read force indicators
- Pump handle designed to protect gauge during use
- Release lever for quick opening, closing or for metering fluid flow
- Hydraulic pumps include larger reservoir capacity and sight window for checking fluid level
- Chromed pump pistons inhibit rust and corrosion with dust shields to limit contamination
- Grab handle for easy transporting and positioning
- Larger base feet for better stability during pumping
- Internal spring retracts standard and spreader rams when pressure is released
- Large extension tube diameters and increased wall thicknesses to resist bending



- Extension tubes are designed for quick and easy connection with accessories
- Additional short stroke ram to access tight spaces
- Hydraulic hose constructed with double layers of steel wire mesh for longer wear
- Custom designed blow molded cases with wheels and metal closures include easily identified cavities for quick component storage
- Placard inside case lid and adapter icons in case bottom for easy component location and assembly capacities
- ASME® PASE® 2014 compliant
- Assembled and tested in the USA

Specifications	HPR400 [‡]	HPR1000 [‡]
Case Dimensions, W x L x H, inches (mm)	17.3 x 25.6 x 6.3 (440 x 651 x 160)	18.1 x 33.2 x 6.6 (460 x 843 x 168)
Extension Tube Lengths, inches (mm)	3.25 (82.6), 5 (127), 8.5 (216), 16.5 (419), 19.5 (495)	4.31 (109.5), 10.5 (267), 14.37 (365), 20.5 (521)
Hand Pump 2-Speed Capacity, PSIG (kPa)	7,300 (50,331)	8,100 (55,847)
Hand Pump Overall Dimensions, W x L x H, inches (mm)	5.62 x 16.5 x 6 (142.7 x 419 x 152.4)	5.62 x 22 x 6 (142.7 x 558.8 x 152.4)
Hose Length, inches (mm)	72 (1,829)	72 (1,829)
Hose Rating, PSIG (kPa)	10,000 (68,947)/BP 20,000 (137,895)	10,000 (68,947)/BP 20,000 (137,895)
Kit Capacity, tons (kg)	4 (3,636)	10 (9,091)
Kit Net Weight, lb (kg)	54 (24.5)	91.3 (41.5)
Kit Shipping Weight, lb (kg)	60 (27.3)	99.4 (45.2)
Short Ram Capacity, tons (kg)	4 (3,636)	4 (3,636)
Short Ram Closed Length, inches (mm)	1.62 (41)	1.62 (41)
Short Ram Extended Length, inches (mm)	2.25 (57.15)	2.25 (57.15)
Short Ram Stroke, inches (mm)	0.62 (15.9)	0.62 (15.9)
Spreader Ram Capacity, Tons (kg)	1/2 (454.5)	1/2 (454.5)
Spreader Ram Jaw Travel, inches (mm)	3.62 (92)	3.62 (92)
Spreader Ram Jaws Closed, inches (mm)	0.5 (12.7)	0.5 (12.7)
Spreader Ram Jaws Extended, inches (mm)	4.12 (104.6)	4.12 (104.6)
Standard Ram Capacity, tons (kg)	4 (3,636)	10 Ton (9,091)
Standard Ram Closed Length, inches (mm)	10.5 (266.7)	12.75 (323.8)
Standard Ram Extended Length, inches (mm)	15.25 (387.3)	17.87 (453.9)
Standard Ram Stroke, inches (mm)	4.75 (120.6)	5.12 (130)
Useable Fluid Capacity, fl-oz (ml)	13 (380)	22 (650)

- HPR400[‡] 4 Ton Portable Ram Kit
- HPR400-1[‡] Pump with Gauge and Hose
- HPR400-2[‡] 4 Ton Ram
- HPR400-3[‡] 4 Ton Short Ram
- HPR400-4[‡] 1/2 Ton Spreader Ram
- HPR400-5[‡] 3-1/4" Extension Tube
- HPR400-6[‡] 5" Extension Tube
- HPR400-7[‡] 8-1/2" Extension Tube
- HPR400-8[‡] 16-1/2" Extension Tube
- HPR400-9[‡] 19-1/2" Extension Tube
- HPR400-10[‡] Male Connector

- HPR400-11[‡] Flat Base
- HPR400-12[‡] 2 Ton Ram Toe
- HPR400-13[‡] 2 Ton Plunger Toe
- HPR400-14[‡] Wedge Head
- HPR400-15[‡] V-Base
- HPR400-16[‡] Serrated Saddle
- HPR400-17[‡] 1/2 Ton Rubber Head
- HPR400-18[‡] Storage Case 4 Ton Kit
- HPR1000[‡] 10 Ton Portable Ram Kit
- HPR1000-1[‡] Pump with Gauge and Hose
- HPR1000-2[‡] 10 Ton Ram

- HPR1000-5[‡] 4-5/16" Extension Tube
- HPR1000-6[‡] 10-1/2" Extension Tube
- HPR1000-7[‡] 14-3/8" Extension Tube
- HPR1000-8[‡] 20-1/2" Extension Tube
- HPR1000-10[‡] Male Connector
- HPR1000-11[‡] Flat Base
- HPR1000-12[‡] 5 Ton Ram Toe
- HPR1000-13[‡] 5 Ton Plunger Toe
- HPR1000-14[‡] Wedge Head
- HPR1000-15[‡] V-Base
- HPR1000-16[‡] Serrated Saddle
- HPR1000-17[‡] 1 Ton Rubber Head



Hammers

Stock No.	Handle Length, inches	Round Face Diameter, inches	Peen End Size, inches	Head Length, inches	Head Weight, oz
BF603B	13	1-19/32	1/16 x 7/16	6-1/8	12-1/2
BF604B	13	1-5/8	5/8	5-1/2	11-1/2
BF608B	13	1-5/8	5/8 x 1/16	—	11
BF610B	13	1-7/8	—	4-1/4	16
BF611B	12	1-15/32	—	—	7
BF612	12	1-15/32	—	—	7
BF614B	17	1-5/8	—	8-5/8	16
BF617B	13	1-7/8	—	—	16
BF618B	12	1-9/16	3/16 x 7/8	5	12-1/2
BF629	12	—	—	2-3/16	6-1/2
BF630B	13	1-19/32	1/4 x 7/16	6	12-1/2
BF631B	13	1-7/8	5/8	5-1/2	11-1/2
BF632B	13	1-1/4–1-5/8	—	6-5/8	16
BF635	12	1-7/16–1-5/8	5/8 x 1-1/2, 5/8 x 2	7	16
BF636	—	1-9/16	1/8 x 5/8	5-13/32	13

BF603B Long Spot Pick Hammer

- For bumping when filing or where metal is covered with soundproofing material

BF604B Wide Nose Cross Peen Hammer

- For finishing and caulking

BF608B Short Curve Cross Peen Hammer

- Use under fenders with rolled edges, use finishing face for dinging

BF610B Shrinking Hammer

- Serrated for shrinking and smooth square face for finishing
- Finishing head on other end

BF611B Picking and Dinging Hammer

- Smooths small dents and general dinging

BF612 Compact Body Hammer

- Compact, 1-3/4" head height provides user ability to take a full swing in hard to reach areas

BF614B Long Picking Hammer

- For turret and fender work

BF617B Shrinking Hammer

- Extra large faces for large area work
- Serrated for shrinking and smooth for finishing

BF618B Wide Nose Peen Hammer

- Bumps odd fender contours

BF629 Compact Spot Pick Body Hammer

- Hammer head is reduced to the smallest length possible and has only one tip
- Height and width of the head is slightly increased to maintain mass while providing a hammer that can work in the tightest of areas

BF630B Spot Pick Hammer

- Same design as BF603B except with blunted pick end

BF631B Cross Peen Shrinking Hammer

- Combines pick end of BF604B and serrated face of BF617B

BF632B Door Panel Body Hammer

- For door and body panel bumping
- Smaller diameter head is offset 45°
- Fiberglass handle

BF635 Door Skin Hammer

- For door skin replacement
- Narrow, rectangular faces work in tight flange area
- Fiberglass handle offers excellent balance and high-strength
- Medium crown head with 25° offset and 3-1/2" radius for working on narrow flanges against the door structure
- High crown straight head with 1-5/16" radius for finishing thin sections without poking holes

BF636 Vertical Chisel Shrinking Body Hammer

- Chisel has vertical orientation for improved ergonomics when performing vertical contour work
- Fiberglass handle offers excellent balance and strength
- Cross-hatch hammer face to effectively displace and shrink work surface



Hickory Handles

Stock No.	Length, inches	Hammers Used On
BF603-2R	13	BF603B, BF604B, BF608B, BF617B, BF610B, BF630B, BF631B, BF633, BF634
BF611-2R	12	BF611B, BF615 and BF618B
BF614-2R	17	BF614B

- Do not exceed rated capacity of hydraulic unit.
- Use only for the specific purpose intended.
- Read and follow safety messages in the instructions.
- Improper use can cause property damage, serious injury or death.
- Improper selection or placement of portable ram components can result in sudden breakage or damage.
- Users and bystanders need to stay clear when applying load or when load is applied.

- Do not use chipped, mushroomed, or cracked hammers.
- Strike squarely, avoid glancing blows.
- Do not strike hard surfaces, use only for striking sheet metal.
- † These products can expose you to chemicals which are known to the state of California to cause cancer and reproductive harm. See pages P1–P2 for details.
- Read Safety Precautions on pages W1–W4



BODY TOOLS SETS



2005BFA



2007BFB

Body Tool Sets

2005BFA Body Tool Set

- Contains CJ114 body dent puller, BF608B, BF611B body hammers, BF716B dinging spoon and BF711B heel dolly (5 pc) in a plastic storage tray

2007BFB 7 pc Body Hammer Set

- Seven of the most common tools necessary for professional body work: BF716B spoon, BF608B, BF611B and BF617B body hammers and BF710B, BF711B and BF712B dollies in a foam storage tray



BF715B



BF716B

Spoons

BF715B 14" Spoon Dolly

- For caulking and forming deep pockets in doors and panels
- Head size is 2-1/2 x 1 x 3"; 14" total length

BF716B 10" Light Dinging Spoon

- Smooths and levels ridges
- Not for prying
- Head size is 4-1/4 x 2"; 10" total length



BF707



BF710B



BF711B



BF712B



BF740

Steel Dollies

B173.5 -1991 applies to all dollies.

BF707[†] Heel Dolly (Blue-Point®)

- For use in sharp corners and wide radii
- Rubber coating provides cushioning effect
- Measures 3 x 2-1/2 x 1-1/2"

BF710B 1.65 lb Steel Toe Dolly

- For dinging flat surfaces
- Measures 4-3/4 x 2-1/4 x 11/16", weighs 1.65 lb

BF711B 2-1/4 lb Steel Heel Dolly

- For use in sharp corners and wide radii
- Measures 3 x 2-1/4 x 1-3/8"; 2.25 lb

BF712B 2-1/4 lb Steel General Purpose Dolly

- For deep, skirted fenders and shrinking when using heat
- Measures 3 x 2-1/4 x 1-3/8"
- 2-1/4 lb

BF740[†] Shot Dolly (Blue-Point®)

- Heavy-duty leather pouch is filled with 2-1/2 lb of shot
- Essential for supporting irregular shapes and contours on doors, fenders, and other body panels
- Thin profile to get in tight areas
- Will not scratch surface
- Measures 3-3/4 W x 5-3/4" L

SNIPS



AVSNP02000



AVSNP01150



AVSNP01160



AVSNP01010



AVSNP01020



AVSNP01030

Aviation Snips

- Serrated edges help create stable bite and prevent slippage
- Chrome-Molybdenum alloy steel forged blades provide greater strength and durability
- Solid and comfortable handle grips with nonslip design
- High tensional strength spring designed for longer life
- Center fastener provides high-tensile strength and longer life of tool
- Quick and easy spring-free automatic latch design, allows one hand release for better safety and convenience
- Meets ANSI® and DIN® standards

AVSNP02000 2 pc Offset Aviation Snips Set (Blue-Point®)

- Includes (2) aviation tin snips, (1) left cut and (1) right cut

AVSNP01150 Offset Aviation Tin Snips, Left Cut (Blue-Point®)

AVSNP01160 Offset Aviation Tin Snips, Right Cut (Blue-Point®)

AVSNP01010 Aviation Tin Snips, Left Cut (Blue-Point®)

AVSNP01020 Aviation Tin Snips, Right Cut (Blue-Point®)

AVSNP01030 Aviation Tin Snips, Straight Cut (Blue-Point®)

Shop Shears

HDSCISSORS Heavy-Duty Shop Scissors

- For leather, cloth, plastic, rubber, cardboard, gasket material, rope and many other materials
- Ergonomic handles can be used right or left handed
- 11-3/8" length



HDSCISSORS

SNP2A Angled Multipurpose Heavy-Duty Shears (Blue-Point®)

- For leather, cloth, plastic, rubber, cardboard, gasket material, rope and other materials
- Ergonomic handles can be used right or left handed; soft molded grip for comfort and control
- Blade is notched for hard wire and twine
- Locking switch ensures safety during storage
- Control switch allows blades to be held in a tighter position for easier handling
- Angled shears allow easier cutting through flat materials



SNP2A

Vinyl Cutters

YA444B Vinyl Cutter (Blue-Point®)

- Cleanly cuts plastic, rubber, vinyl, upholstery, leather, hoses and rope
- Ergonomic grip handle with safety lock
- Blade storage in handle
- Includes (3) stainless steel replacement blades (YA444B1)



YA444B

YA444B1 Replacement Blades (Blue-Point®)


- Includes (3) replacement blades and anvil for YA444B vinyl cutter

FILES

Nib Files

BF193 Nip File (Blue-Point®)

- Removes unwanted paint runs, drips and other surface imperfections
- Gently shaves run without digging into surface



BF193

Flexible Curved Tooth Files

14V 14" Curved Tooth File, 8 TPI

- 14", eight teeth per inch
- Rough cut
- Use with BF775C Handle

14V12 14" Curved Tooth File, 12 TPI

- 14", 12 teeth per inch
- Fine cut
- Use with BF775C Handle



14V

File Handles

BF775C-A Flexible File Holder (Blue-Point®)

- Light and rigid, with a large aluminum handle, adjustable turnbuckle and permanently attached strap



BF775C-A

File Handles

- Wooden, twist on handles with case hardened threaded steel inserts

GA616 Wooden Twist-On File Handle (Blue-Point®)

- For use on 10T, 10MA, 10HR and 12R files

GA617 Wooden Twist-On File Handle (Blue-Point®)

- For use on 12MA and 12HR files

GA618 Wooden Twist-On File Handle (Blue-Point®)

- For use on 8CT curved tooth file and 14 MA and 16MA files



GA616

BODY: RIVETING AND NUT SETTING

Nut Setting/Thread Setting Kits

HP650 Thread Setter Kit (Blue-Point®)

- Includes a rugged thread setter tool and an assortment of SAE Klik® Poly-Nuts, including (12 ea) of 8-32, 10-24, 10-32; (8) 1/4"-20 and (6) 5/16"-18 threads
- Includes required nosepieces and mandrels for setting the above sizes
- Packaged in a storage case

HP650M Metric Thread Setter Kit (Blue-Point®)

- Metric version of the HP650 with metric Klik® Poly-Nuts, including (25 ea) 4 mm and 5 mm, (15) 6 mm and (10) 8 mm threads
- Includes a thread setter tool, required nosepieces and mandrels packaged in a storage case



HP650M

- Do not use chipped, mushroomed, or cracked hammers.
- Strike squarely, avoid glancing blows.
- Do not strike hard surfaces, use only for striking sheet metal.
- Use on sheet metal only.
- Follow all safety precautions for welding and cutting.
- ‡These products can expose you to chemicals which are known to the state of California to cause cancer and reproductive harm. See pages P1-P2 for details.
- Read Safety Precautions on pages W1-W4



BODY: RIVETING AND NUT SETTING



HP300



HPKL2



HR-26PKC

Riveting Kits

HP300 Large Blind Riveter Kit (Blue-Point®)

- Extra-long handled riveter
- Includes (3) nosepieces
- Also includes a bag of 50 Klik-Split® rivets

HPKL2 Plastic Rivet Kit (Blue-Point®)

- For plastic rivets that hold fascia strips, inner fenders and other plastic parts on GM®, Ford®, Chrysler® and VW® vehicles
- Includes rivet setter and (4) styles of plastic rivets: (2) 5 mm and (2) 6.3 mm

HR-26PKC Industrial Hand Rivet Tool Kit (Blue-Point®)

- Upper handle is forged Cr-Mo steel alloy
- Anti-wear design with high-strength alloy body and steel insert
- Special shock absorber on alloy body
- Auto-ejection design for quickly replacing the inside worn parts, such as jaws, by removing retaining screw
- Extra long handles 10-1/4" (260 mm) for better leverage to save hand force
- Sets 3/32, 1/8, 5/32 and 3/16" rivets
- Four interchangeable nosepieces for setting multiple rivet sizes

HR-26 Industrial Hand Rivet Tool (Blue-Point®)

Stock No.	Nosepiece, inches
HR26-03	3/32
HR26-04	1/8
HR26-05	5/32
HR26-06	3/16



HPS202



HP301C



HP310

Riveting Tools

HPS202 Rivet Tool (Blue-Point®)

- Head swivels 360° to rivet at any angle
- Fasten metal, leather, canvas and vinyl
- Sets 3/32, 1/8, 5/32 and 3/16" rivets
- Four interchangeable nosepieces store in handle when not in use

HP301C Pneumatic/Hydraulic Rivet Tool

- Sets structural rivets, Klik-Fast® rivets from 5/32-1/4" dia. in all alloys plus Klik-Fast®/Monobolt® rivets from 3/16-1/4"
- Requires only 85-95 PSI 1/2" NPT threads
- Delivers 3,300 lb of work force at 5/8" stroke
- Includes 5/32, 3/16 and 1/4" nosepieces plus mandrel collection bottle
- Overall weight 6.6 lb

HP30N Optional Rivet Nosepiece (Blue-Point®)

- Use with HP2 rivet tool to replace OEM welded studs on trim molding
- For rivets with 1/8" body diameter
- 7/32" head diameter

HP310 Pneumatic/Hydraulic Rivet Tool

- Sets 3/32 to 1/4" dia. rivets in all materials
- Can also set T-Rivet/Klik-Split™, Klik-Lock® and all other structural rivets
- Includes 3/32, 1/8, 3/16, 5/32 and 1/4" nosepieces plus mandrel collection bottle

HP320 Pneumatic/Hydraulic Rivet Tool

- Sets 1/8 to 3/16" dia. rivets in all materials
- Includes: 1/8, 5/32 and 3/16" nosepieces plus mandrel collection bottle

Soft Grip Trim Pad Tools

- Remove fasteners that secure door panels and trim pieces without damage to panel or trim
- Soft grip handles with contour thumb stop
- Distinct pivot point is designed for appropriate leverage and to discourage twisting that may damage panel or trim piece

Stock No.	A Opening Size, inches	B Blade Width, inches (mm)	C Overall Length, inches	
ASG185BR*	7/32	9/16 (14)	10	•
ASG186BR*	3/8	13/16 (21)	10	•
ASG187BR*	3/8	13/16 (21)	20	•
ASG188BR	7/16	13/16 (21)	10	
ASG189BR	7/16	13/16 (21)	20	
ASG190BR	3/8	13/16 (21)	20	

Set Contains: ASG103BR*

Colors Available

Red Orange Green

* R O G

ADD SUFFIX TO STOCK NUMBER FOR SPECIAL COLORS.



Soft Grip Dished Trim Pad Tools

- Smooth dish profile and wide gap to fit vehicles utilizing conical x-mass style retainers for quick removal without damage
- Dished blade for better door panel clip and retainer contact
- Soft grip handle for comfort and control
- Chrome finish helps prevent corrosion and facilitates cleanup
- Applications: Ford®, GM®, Toyota® vehicles and more

Stock No.	A Opening Size, inches	B Blade Width, inches (mm)	C Overall Length, inches	
ASGD1BR	7/16	13/16 (21)	10	•
ASGDL1BR	7/16	13/16 (21)	20	•

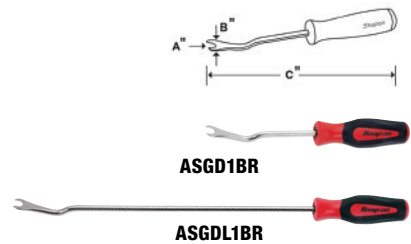
Set Contains: ASGD102BR

Colors Available

Red Orange Green

* R O G

ADD SUFFIX TO STOCK NUMBER FOR SPECIAL COLORS.



Soft Grip Non-Marring Trim Pad Tools

- Separate tool for both the small and standard fasteners
- 90° bend provides increased leverage
- Vinyl dip on the 90° portion of the tool helps reduce damage to the vehicle
- Nickel-chrome finish blade
- Instinct® handle provides maximum turning power and greater comfort

Stock No.	A Opening Size, inches	B Blade Width, inches (mm)	C Overall Length, inches	
ASGP1BR	3/8	7/8 (22)	10	•
ASGP2BR	7/32	9/16 (14)	9	•

Set Contains: ASGP102BR

Colors Available

Red Orange Green

R O G

ADD SUFFIX TO STOCK NUMBER FOR SPECIAL COLORS.



- Read and follow safety messages in the instructions.
- Plastic coated handles do not protect against electric shock.
- Read Safety Precautions on pages W1-W4

BODY: DOOR TOOLS



DPT7A



S9538A



S6103A

S9614A



ASDD103R



HRT10VWA

Colors Available



Red	Orange	Green
** R	O	G
** -	O	G

ADD SUFFIX TO STOCK NUMBER FOR SPECIAL COLORS.

Door Handle/Trim Pad/Trim Nuts

DPT7A 7 pc Door Tool Set

- Includes the seven most needed tools for removing or replacing door trim, trim pads and handles
- Includes A159, A161B, A177A, A179A, S6103A, S9538A and S9614A in a storage tray

S9538A Door Handle Tool

- For most late model Chrysler® vehicles
- Hook end is designed for use on older style handles

S6103A Door Trim Palnut Driver

- For Ford® and GM® vehicles
- For easy servicing of 3/8" internal hex trim nuts used on door trim panels and molding
- 1/4" drive, 1-7/8" long overall

S9614A Trim Nut Driver

- For GM® vehicles
- Similar to S6103A but is for use with 5/16" internal hex trim nuts
- 1/4" drive, 1-7/8" long overall

A159[†] Door Handle Tool

- For most GM® cars, trucks (except Cadillac®) and some Ford® cars
- Plastic dipped offset handle
- 10-7/8" long

A161BR[†] Trim Pad Remover

- Remove fasteners the secure door panels and trim pieces without damage to panel or trim
- Features 3-3/4" ergonomic, acetate screwdriver handle
- Handles easily wipe clean and resist oils & solvents
- Designed for use on GM®, Ford® and Chrysler® vehicles

A177AR[†] Trim Pad Remover

- Designed for use on GM®, Ford®, Chrysler® and most imported vehicles

A179A Trim Pad Remover

- For all GM® door trim panels
- Curved blade helps remove plastic clips and nail type clips without damage to either the clips or the trim

A1810^{**} Trim Pad Remover

- Designed for use on Honda®, Toyota®, Acura®, Hyundai® and some Ford® trucks

ASDD103R[†] Trim Pad Removal Tool Set

- Remove fasteners that secure door panels and trim pieces without damage to panel or trim
- Features 3-3/4" ergonomic, acetate screwdriver handle
- Handles easily wipe clean and resist oils and solvents
- Pivot points of blade tips are designed for appropriate leverage and to resist twisting that can damage the trim piece or panel

HRT10VWA[†] VW® Roof Grab Handle Tool

- Tool releases and removes the roof grab handle in the interior without any damage
- New stronger body allows for additional pressure to be used during application
- Designed to depress clips when tool is inserted to remove handle in a matter of seconds
- Black alloy steel made in the USA
- Snap-on® Exclusive

Upholstery and Trim Tools

- Remove door and trim panels quickly without damage
- Wide blades on door tools reduce risk of damage during panel removal
- Stainless steel blades are heat treated for rigidity
- Comfortable composite handles feature a contour thumb stop for maximum control



UTS105A

Set Contains: UTS105A

Stock No.	Description	Blade Width, inches (mm)	Overall Length, inches (mm)	
UTV614A	V Double Step Blade Door Panel Tool (Blue-Point®)	1-1/4 (32)	9-1/8 (231.8)	•
UTV615A	U Blade Door Panel Tool (Blue-Point®)	1-1/4 (32)	9-1/8 (231.8)	•
UTV616A	U Blade Mini Trim Panel Tool (Blue-Point®)	1/2 (13)	9 (228.6)	•
UTV617A	V Blade Mini Trim Panel Tool (Blue-Point®)	1/2 (13)	9 (228.6)	•
UTV618A	Reverse "U" Blade Door Panel Tool (Blue-Point®)	1-1/4 (32)	10 (254)	•

Specialty Door Tools

YA610A Lock Opening Reforming Tool (Blue-Point®)

- Reforms damaged lock openings to original contour on GM®, Ford®, Chrysler® and most import cars

YA1201 Door Panel Remover (Blue-Point®)

- For GM® and Ford® vehicles
- Designed to prevent plastic barbed fasteners from being pulled through the panel

YA214 Door Hinge Adjuster (Blue-Point®)

- Adjusts door hinge position on most vehicles
- Works on either bolted or welded hinges
- Two-headed pin adaptor allows adjustment on doors with both small and large latches
- 24" overall length



YA610A



YA1201

YA214

Door Hinge Tools

Stock No.	Description	Size	Hex Size	Length
BMAS60	Triple Square Bit	6 mm	5/16"	13/16"
BMAS80	Triple Square Bit	8 mm	5/16"	13/16"
BMAS100	Triple Square Bit	10 mm	5/16"	13/16"
BMAS120	Triple Square Bit	12 mm	5/16"	13/16"
SDMTAS15	TORX® Bit (Blue-Point®)	T15	5/16"	13/16"
SDMTAS20	TORX® Bit (Blue-Point®)	T20	5/16"	13/16"
SDMTAS25	TORX® Bit (Blue-Point®)	T25	5/16"	13/16"
SDMTAS27	TORX® Bit (Blue-Point®)	T27	5/16"	13/16"
SDMTAS30	TORX® Bit	T30	5/16"	13/16"
SDMTAS40	TORX® Bit	T40	5/16"	13/16"
SDMTAS45	TORX® Bit	T45	5/16"	13/16"



DHS108[‡] 8 pc Automotive Door Hinge Removal Set (Blue-Point®)

- Door hinge applications include VW®, Audi®, Jeep® Cherokee® (1997 and 1998) and early model Ford® Escort
- Various applications on Audi®, VW®, and Mercedes® vehicles plus Mercedes rear toe adjustment and head bolts on some early models
- Set includes DHW1 ratcheting bit wrench, BMAS60 through BMAS120 triple square sockets (6–12 mm) and SDMTAS30 through SDMTAS45 TORX® sockets (T30–T45)
- Plastic storage pouch and bit holder included EU GB

DHW1[‡] 5/16" Hex Drive Reversible Ratcheting Bit Wrench (Blue-Point®)

- Overall length: 10-3/4" (273 mm)
- Low head clearance for access to tight spots
- Internal ring in square drive provides more secure bit retention than magnetic models
- Knurled wheel for fingertip control
- Reverse lever positioned for one-hand operation

YA6620[‡] Door Hinge Bushing Installer for GM® Vehicles (Blue-Point®)

- Use on GM® vehicles with replaceable silicon bronze door hinge bushings
- Tool provides easy access to restricted areas of the hinge
- Accurately guides and holds the bushing in place while tapping with a hammer or squeezing with pliers
- Applications: Chevrolet® S10 and Sonoma (1982–2004), 1/2 and 3/4 ton trucks (1980–1999), one ton trucks (1980–2001), Blazer® (1980–2005), Suburban® (1980 and later), Tahoe® (1980 and later), Astro and Express (1980 and later) and Avalanche® (2002 and later)



LPK620



YA511



YA501F



BF272



LOS145C

Lock Picks/Lockout Tools

LPK620[‡] Master Lock (Blue-Point®)

- 37 pc set includes 6 pc import rocker pick set, 12 pc pick set for GM® vehicles, 5 pc Ford® automotive rocker lock pick set, 6 pc Chrysler® lock pick set, 6 pc set for wafer locks on import vehicles, harpoon pick for removing broken keys, tweezer type universal lock turning wrench and a gas cap pick tool

YA511 Lockout Tool Set (Blue-Point®)

- Includes (17) specialized tools for unlocking car, van and truck locks
- Includes many of the components of the YA501E set plus additional service components
- Includes a penlight and instruction manual in a kit bag

YA501F Lockout Tool Set (Blue-Point®)

- Includes (15) specialized tools for unlocking car, van and truck locks
- Includes J-tool for Japanese vehicles, as well as GM® tool to service Caprice, Buick® and Oldsmobile vehicles
- Included Chrysler® tool also services Toyota® Camry® vehicles
- Includes a BF272 Inflatable Wedge and an instruction manual

YA501100 Plastic Slim Jim

YA501271 Door Wedge (2 pk)

BF272 Inflatable Wedge (Blue-Point®)

- Offers safe entry in a lock-out situation without damage to the body finish
- Slip the deflated unit between door frame and body, inflate wedge by slowly applying pumping pressure to pull the door away from vehicle body
- Can also be used to gain entry by separating the weather stripping from the vehicle window or to adjust body panels

LOS145C[‡] Multi-Piece Lockout Kit (Blue-Point®)

- No danger of airbag activation or disconnected door linkages
- Actuate the door handle, manual lock button, or electric lock button on 98% of all cars and trucks
- Set includes three piece door unlocking tool that screws together with a connector sleeve for easy assembly and storage. Kit also includes plastic slim jim, two (2) plastic wedges to create a gap between door and frame without damaging door or weather stripping and BF272 Inflatable Wedge
- Use the BF272 to easily separate door from body without damage to the vehicle
- Handle end can be used to enter through the wedged window and grab the lift button
- Plastic tips on whale tip ends can be removed for certain custom grip applications
- For sale to registered locksmiths, police and bonafide repair professionals only



- Plastic coated handles do not protect against electric shock.
- Do not use "cheater bars" on handles.
- Read and follow safety messages in the instructions.
- Frequently inspect, clean and lubricate all non-sealed ratchet mechanisms with light oil.
- ‡These products can expose you to chemicals which are known to the state of California to cause cancer and reproductive harm. See pages P1–P2 for details.
- Read Safety Precautions on pages W1–W4

BODY: DOOR TOOLS/SPECIALTY TOOLS



YA335



YA336



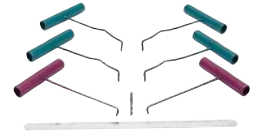
BF801A



BF802A



BF803



BF200

Body Clip Tools

YA335 Body Clip Pliers (Blue-Point®)

- Steel levers enclosed in PMS plastic to prevent scratches
- Tips have a specified angle and size that deliver the most versatile clip tool on the market
- Eliminates need to buy multiple sets of trim clip pliers for different applications
- Specially designed and patented pliers will remove any clip found on trim and bumpers

YA336 Recessed Body Clip Pliers (Blue-Point®)

- Will remove almost any clip type from trim and bumpers
- Ergonomic tool with special angled tips for access to tight spaces
- Steel levers are encased in glass-filled nylon for lightweight comfort
- 9" long; 1-1/2" jaw length

Suction Cups

- Use for pulling out dents or handling glass
- Handle has room for two hands for increased pulling power

BF801A Heavy-Duty Suction Cup Tool (Blue-Point®)

- 5" suction cup

BF802A Heavy-Duty Dual Suction Cup Tool (Blue-Point®)

- Trigger releases both 4" cups simultaneously

BF803 Suction Cup (Blue-Point®)

- Two finger grips for easy lifting, two projecting tabs for quick-release
- 3-1/4" diameter

Picks/Rods

BF200 Pull Rod Set (Blue-Point®)

- Drill 9/64" holes and pull metal to shape
- Includes (4) pull rods, (2) pick pulls, a straight edge and a drill bit
- Rods lift metal without distortion
- No need to remove upholstery



PBFT10

Prying/Fabrication Tools

PBFT10 Metal Pry/Fabrication Tool (Blue-Point®)

- Slim radius taper end for optimum blend of strength and access
- Unique design fits in tight gaps and can be used in tandem with separate mated parts
- Made from strong 4140 alloy steel
- Includes holes for tethering

BODY: WINDOW AND WINDSHIELD



GA243



WK100



YA109C

Window and Windshield Removal Tools

GA243 Molding Release Tool (Blue-Point®)

- Use to remove window and windshield moldings on cemented glass

WK100 Windshield Knife (Blue-Point®)

- Cuts hardened urethane down to the dash
- Flush blade retention screw helps prevent damage to the dash and moldings
- Rigid aluminum shaft will not flex
- Long 18" length provides cutting leverage and reach
- Cushion-grip handle for extra comfort
- Includes (1) blade
- Uses YA1860 replacement blades

YA109C Windshield Removal Tool (Blue-Point®)

- Steel cable pull handle
- Replaceable steel cutting blades can be resharpened
- For GM®, Chrysler® vehicles and other cars with windshields set in place with sealant

YA109C1 6 Pack Stainless Steel Cold Blades (Blue-Point®)

- Replaceable stainless steel cutting blades can be resharpened
- Assortment includes (2) of each blade length: 3/4", 1" and 1-1/2"

YA109C2 Replacement Handle for YA109C (Blue-Point®)

YA109C4 6 Pack Carbon Steel Blades (Blue-Point®)

BODY: WINDOW AND WINDSHIELD



WK200



YA208A



A192



S9610

Window and Windshield Removal Tools

WK200[‡] 24" Windshield Knife (Blue-Point®)

- Cuts hardened urethane down to the dash
- Flush blade retention screw helps prevent damage to the dash and moldings
- Rigid aluminum shaft will not flex
- Long 18" length provides cutting leverage and reach
- Cushion-grip handle for extra comfort
- Includes (1) blade
- Uses YA1860 replacement blades

YA208A Windshield Locking Strip Installation Tool (Blue-Point®)

- Wedge openings in two widths make short work of installing nearly all locking strips
- Includes special tip for Dodge® truck applications
- 4" contoured handle and 4" metal shank

A192 Windshield Wiper Arm Removal Tool

- Easily removes wiper arms on most vehicles
- Both wide and narrow prying ends
- Not for use on wiper arms bolted to the shaft

S9610 Window Sash Nut Spanner Socket

- 3/8" drive; 15/32" long
- For GM® and Chrysler® cars and light trucks



YA5200A



WSC2



YA6390



PKNG90

Window Scrapers

YA5200A 11" Razor Blade Scraper (Blue-Point®)

- Unique shape fits into tight spots such as the area between dash and windshield
- Uses any standard, single-edge razor blade
- Storage for extra blades in screwdriver handle
- 11" long

WSC2[‡] 8" Plastic Blade Windshield Scraper (Blue-Point®)

- Scrapes windows, windshields and more
- Includes a plastic blade, or use any standard, single-edge razor blade
- 8" long tool folds to only 4-5/8"

Window Holders

YA6390 Window Holder (Blue-Point®)

- Holds side window glass up when working on the regulator
- Suction cups are attached to both sides of the glass with a cable over the door frame, preventing the glass from falling down the door

Large Surface Scrapers

PKNG90 Glass/Acrylic Large Scraper

- For use on glass and acrylic surfaces
- Large handle for an easy grip
- Orange color visually differentiates from black glass-filled nylon products
- Ideal for removing dirt/debris, windshield decals, adhesive mounts for mirrors, dealer stickers, tree sap, algae from fiberglass boats and window tinting

BODY: SPECIALTY TOOLS

Bumper Cover Paint Stands

BFS1000B Bumper Cover Painting Stand

- Stand holds the bumper cover securely for painting
- Five different locking positions on the stand and full 90° rotation provide maximum versatility
- Lightweight at 23 lb and compact to store
- Casters provide full mobility




BFS1000B

- Do not use awls or picks as prybars or punches.
- Wear safety goggles (user and bystanders).
- Plastic coated handles do not protect against electric shock.
- Do not use "cheater bars" on prybars.
- Do not use chrome or industrial finish hand tools with power drivers or impact drivers.
- Read and follow safety messages in the instructions.
- ‡These products can expose you to chemicals which are known to the state of California to cause cancer and reproductive harm. See pages P1-P2 for details.
- Do not overload.
- Read Safety Precautions on pages W1-W4



BODY: ANTENNA/MIRROR



YA7575



S9605B



S8703

Mirror and Radio Trim Sockets

YA7575 Radio Removal Tool for Ford® Vehicles (Blue-Point®)

- Insert tool components into holes on the radio faceplate to release the retaining clips on the radio
- Same as Ford® No. T87P-19061-A
- Radio removal tool

S9605B Radio Trim Nut Socket

- Similar in appearance and function to S8703

S8703 Remote Control Mirror Socket

- Hollow socket clears adjustment lever; two-prong socket has a 3/8" square drive
- 19/32" dia. on drive end; 21/32" dia. on socket end
- 2-1/16" long
- Nickel-chrome finish
- Services many Ford® and VW® vehicles



S6166



2160ANT

Antenna Nut Sockets

S6166 Antenna Nut Socket

- Three-prong socket with 11/16" external hex
- 3/4" dia., 1-1/2" long
- Services 1987-later Chrysler® vehicles

2160ANT Antenna Wrench (Blue-Point®)

- Four configurations will fit most antenna bezel nuts on US and import vehicles
- 10 mm opening for removing mast-type antennas
- Measures 7-1/4 x 1-1/2 x 1/8"
- Anodized finish

BODY: GENERAL SERVICE TOOLS



SWDK4

Spot Weld Cutters

SWDK4[‡] 4 pc Spot Weld Cutter Set (Blue-Point®)

- Patented self-centering tip design prevents walking
- Operates at speeds up to 2,000 RPM
- Much faster than hole saw cutters
- Leaves a clean hole with minimal need for grinding

SWDK412[‡] 1/2" Spot Weld Cutter (Blue-Point®)

SWDK414[‡] 1/4" Spot Weld Cutter (Blue-Point®)

SWDK438[‡] 3/8" Spot Weld Cutter (Blue-Point®)

SWDK4516[‡] 5/16" Spot Weld Cutter (Blue-Point®)



YAGM1

Mirror and Radio Trim Sockets

YAGM1 Air Bag Release Tool (Blue-Point®)

- Tool will quickly and easily release the retention springs for the removal of the SIR module on certain late-model GM® vehicles
- Applications include Cadillac®, Buick® Park Avenue, Pontiac® Grand Am, minivans and trucks

HEADLAMP AIMING



HE52B

Headlamp Spring Tools

HE52B Headlamp Spring Tool

- For servicing alignment springs
- Consists of a 3/16" dia. shank anchored in a screwdriver style handle
- 7" long



RBYF445

Headlamp Adjusters

RBYF445[‡] 4-4.5 mm Ratcheting Headlight Wrench (Blue-Point®)

- 8" overall length allows access to headlight adjustment screws
- Applications work on most late-model Ford® vehicles with 4 and 4.5 mm adjusters (found on aerodynamic designs) and headlights with rear mount adjusters

PAINT SPRAY: SPRAY GUNS



BLP13HVLP



BLP14HVLP



BLP15HVLP



BLP18HVLP

High Volume Low Pressure Blue-Point® spray guns for primer, base and clear coat. Designed for the automotive refinishing painter. Lightweight and well-balanced, while delivering a quality, first-class automotive finish. Lowest trigger pull among guns in their class. Unmatched spray pattern size and quality repair kits.

Full Size, HVLP (Blue-Point®)

Stock No.	Fluid Tip, mm	Air Consumption, SCFM	Max. Inlet HVLP PSI (bar, kPa)	Dry Weight Without Cup, oz (grams)	Air Inlet Thread Size, inches (NPT)	Cup Size, cc	Application
BLP13HVLP	1.3	9.5	29 (2.0, 200)	12.6 (359)	1/4 (18)	600	High Solids, Colors and Clears
BLP14HVLP	1.4	9.5	29 (2.0, 200)	12.6 (359)	1/4 (18)	600	High Solids, Colors and Clears
BLP15HVLP	1.5	9.5	29 (2.0, 200)	12.6 (359)	1/4 (18)	600	Medium Solids, Colors and Clears
BLP18HVLP	1.8	9.5	29 (2.0, 200)	12.6 (359)	1/4 (18)	600	Primer, High Viscosity Materials

Full Size, Conventional (Blue-Point®)

Stock No.	Fluid Tip, mm	Air Consumption, SCFM	Max. Inlet HVLP PSI (bar, kPa)	Dry Weight Without Cup, oz (grams)	Air Inlet Thread Size, inches (NPT)	Cup Size, cc	Application
BLP14CONV	1.4	9.5	—	12.6 (359)	1/4 (18)	600	All Automotive Colors and Clears



BLP14CONV

Economy, HVLP (Blue-Point®)

Stock No.	Fluid Tip, mm	Air Consumption, SCFM	Max. Inlet HVLP PSI (bar, kPa)	Dry Weight Without Cup, oz (grams)	Air Inlet Thread Size, inches (NPT)	Cup Size, cc	Application
BLPK14HVLP	1.4	14.5	—	—	1/4 (18)	600	—



BLPK14HVLP

Miniature – HVLP (Blue-Point®)

Stock No.	Fluid Tip, mm	Air Consumption, SCFM	Max. Inlet HVLP PSI (bar, kPa)	Dry Weight Without Cup, oz (grams)	Air Inlet Thread Size, inches (NPT)	Cup Size, cc	Application
BLP10MHVLP	1.0	7.0	29 (2.0, 200)	11.4 (322)	1/4 (18)	125	Primer, Base and Clear



BLP10MHVLP

PAINT SPRAY: SPRAY GUN ACCESSORIES



BF7130

Air/Fluid Hoses

BF7130 Air/Fluid Hose Kit

- 6' hose kit for the BF652 pressure cup
- Kit includes 5/16" I.D. air hose with 1/4" FPT connectors and 1/4" I.D. fluid hose with 3/8" FPT connectors

BF7220 Fluid Hose

- 25' x 3/8" I.D. Fluid Hose with 3/8" FPT connectors

Gravity Feed Cups

BF755 Aluminum Gravity Feed Cup

- 34 oz (1 liter) capacity aluminum gravity feed cup
- Use with all Snap-on® HVLP gravity feed spray guns and BF814 non-HVLP gravity feed spray gun



BF755

- Do not use chrome or industrial finish hand tools with power drivers.
- Read and follow safety messages in the instructions.
- Do not direct air or fluid stream at body.
- Use only in well ventilated area
- Do not expose solvent to flame, spark, or other sources of ignition.

†These products can expose you to chemicals which are known to the state of California to cause cancer and reproductive harm. See pages P1-P2 for details.

- Read Safety Precautions on pages W1-W4



PAINT SPRAY: SPRAY GUN ACCESSORIES



BF1410



YA999

Air Pressure Regulators

BF1410 Air Pressure Regulator

- Small, lightweight, true diaphragm mini regulator attaches to any spray gun (including HVLP models) for accurate air pressure regulation
- Push/Pull lock pressure setting
- Features easy-to-read 0–160 PSI gauge
- Capacity of 22 CFM (158 SCFM) [623 L/min]

YA999 Air/Water Separator (Blue-Point®)

- Separates water from compressed air
- Includes drain valve for periodic draining
- 3-1/2" in length, 1-1/2" dia.



BF520A



BF521A



BF530A



BF540A

Air Filters/Air Control Units

BF520A Air Filter

- Reusable edge type 5 micron filter element
- Highly effective at removing water, oil and other contamination
- Air Inlet: 1/2" FPT; Air Outlets: 3/8" FPT and 1/4" FPT (plugged)
- Filter capacity: 75 CFM

BF521A Air Control Unit

- Includes regulator with 160 PSI inverted gauge and air cock
- Two regulated outlets
- One filtered main line outlet
- Air Inlet: 1/2" NPT(f). Filter Capacity: 75 CFM
- Regulator capacity: 50 CFM

BF530A Air Filter

- Reusable edge type 5 micron filter element
- Highly effective at removing water, oil and other contamination
- Air Inlet: 1/2" FPT Air Outlet: two outlets @ 3/8" FPT
- Filter Capacity: 120 CFM

BF540A Mechanics' Air Filter

- Portable, mounts easily anywhere
- Designed for use with quick couplers
- Air Inlet: 1/4" FPT; Air Outlets: 1/4" FPT and 1/4" FPT (plugged)
- Filter capacity: 75



BF525



BF550



BF555



BF1210



BF7000

Air Valves/Air Regulators

BF525 Air Pressure Regulator

- Two regulated outlets
- Includes 160 PSI air gauge and air cock (1/4" MPT)
- Capacity: 50 CFM

BF550 Air Adjusting Valve

- Precision-tapered valve
- Full open to close with approximately four turns; infinitely adjustable
- Large, easy-to-handle inlet: 1/4" MPT; air outlet: 1/4" FPT (swivel nut)

BF555 Air Adjusting Valve with Gauge

- Designed for use with HVLP spray guns
- Includes a 160 PSI pressure gauge
- Air inlet: 1/4" MPT; air outlet: 1/4" FPT (swivel nut)

BF1210 Green Zone Air Regulator

- Reads both inlet pressure and air cap pressures

BF7000 Disposable InLine Filter

- Disposable filter removes contaminants that condense in the air hose between wall-mounted filter and spray gun
- Reduces paint defects
- Easy installation
- Card of two filters

PAINT SPRAY: SPRAY GUN ACCESSORIES



AHCC90C



AHCC91C



AHCCP97C

High-Volume Hose Connectors

AHCC90C[‡] Female Quick Coupler (Blue-Point®)

- High-volume 1/4"
- Designed to deliver high volumes of air to spray guns and air tools

AHCC91C[‡] Quick Coupler (Blue-Point®)

- High-volume 1/4" male quick coupler
- Designed to deliver high volumes of air to spray guns and air tools

AHCCP97C[‡] Impact Wrench Adaptor (Blue-Point®)

- Use with AHCC98C high-flow coupler to improve low-pressure performance of 1/2" drive impact wrenches and other high air consumption tools



BF9893



MRB20

Paint Gun Hooks/holders

BF9893 Spray Gun Holder

- Stand holds up to three gravity feed paint spray guns at one time for refilling
- Adjustable strainer holder
- Steel construction

MRB20 Magnetic Paint Gun Hook (Blue-Point®)

- Eliminates having to drill holes in the paint booth to hang a paint gun

PAINT SPRAY: PAINT GUN CLEANERS/SAFETY EQUIPMENT

Flammables Storage Cabinet

Stock No.	Outside Height, inches	Outside Width, inches	Outside Depth, inches	Inside Height, inches	Inside Width, inches	Inside Depth, inches	Capacity, gallons
EQFSC45M	65	43	18	60	40	15	45

EQFSC45M Flammables Storage Cabinet

- Standard Doors
- 16-gauge walls with full 2" air walls. 45-gallon capacity with 5-gallon spill pan
- Removable fork lift channels for convenient movement and placement of cabinet
- Complies with OSHA® #29 CFR 1910, NFPA Code #30 and UFC Code #79
- Spill containment exceeds 5-gallon EPA requirement



EQFSC45M

Paint Gun Cleaning Brushes

YA7327[‡] Paint Gun Cleaning Brush (Set of 5) (Blue-Point®)

- For external paint guns
- Can be used with commonly used cleaning solvents (do not use with solvents marked corrosive)
- Nylon bristles
- 7-1/2" long

YA7329[‡] Paint Gun Cleaning Brush (Set of 5) (Blue-Point®)

- Similar to YA7327 but designed for fluid tip paint guns
- 7-3/4" long

BFCB101 Paint Gun Cleaning Brush Kit

- General-purpose spray gun cleaning kit
- Includes 7 pc stainless steel needle set with handle, 5 pc precision mini-twisted brush set, 3/8" pick-up tube brush (12" L), 3/16" nylon end brush, 1/2" nylon body cavity brush, nylon bristle exterior body brush and 1/4" nylon HVLP brush



YA7327



YA7329



BFCB101

- Read and follow safety messages in the instructions.
- Do not direct air or fluid stream at body.
- Use only in well-ventilated area.
- Do not expose solvent to flame, spark, or other sources of ignition.

[‡]These products can expose you to chemicals which are known to the state of California to cause cancer and reproductive harm. See pages P1-P2 for details.

- Read Safety Precautions on pages W1-W4



ABRASIVE BLAST SYSTEMS: CABINET-TYPE



YA3825




YA3626



YA4826PA

Colors Available



Red Electric Orange Extreme Green
 † PJK PJJ
 ADD SUFFIX TO STOCK NUMBER FOR SPECIAL COLORS.

Cabinet-Type Abrasive Blast Systems

- Features a clamshell lid to assist in loading heavy parts (except for YA3626)
- Side door for loading smaller parts
- Variable-output blast gun with trigger-style control
- High-efficiency dust collection system
- Provides the user excellent visibility during blasting
- Separates dust from usable media, minimizing waste
- Lower noise output
- Heavy-duty steel grating in the work area for heavier parts
- Dual fluorescent lights in the work area for increased visibility
- Includes 25 lb of glass bead abrasive (except YA3626)

Specifications	YA3825†	YA3626*	YA4826PA
Inside Dimensions, inches	37-1/2 W x 26 D x 16-24 H	35-1/2 W x 23-1/2 D x 16-23 H	48 W x 24 D x 14-23 H
Side Door Dimensions, inches	17-1/2 W x 12 H	18 W x 12 H	19 W x 13 H
Top Opening Dimensions, inches	37-1/2 W x 25 H	37 W x 14 H	48 W x 24 H
Overall Dimensions, inches	38 W x 26 D x 70 H	36 W x 24 D x 58 H	52 W x 25 D x 60 H
Dust Collection Size in CFM	205	100	160
Electrical Requirements	120 V AC, 60 Hz	120 V AC, 60 Hz	120 V AC, 60 Hz
European Models	YAH3825EUR	—	—

NOTE: European model is 230V AC, 50/60 Hz, Single Phase.

*(Blue-Point®)



YA4224



YA435



YA437

Industrial Style Blast Cabinets

- Dust collection system provides user with excellent visibility and features polysateen bags to capture dust and debris
- Dual fluorescent lights in work area for increased visibility
- Heavy-duty steel grating in work area to support heavier parts

Stock No.	Inside Dimensions, inches	Dust Collection Size in CFM	Side Door Dimensions, inches	Top Opening Dimensions, inches	Overall Dimensions, inches	Air Supply Required	Electrical Requirements	European Models (230 V AC, 50 Hz)
YA4224	41 W x 23 D x 29 H	205	18 W x 17 H	39-1/2 W x 12 H	43 W x 24 D x 73 H	100 PSI @ 25 CFM	120 V AC, 60 Hz	YAH4224EUR
YA435	40 W x 26 D x 15-23 H	270	17 W x 13 H	39 W x 24 H	40 W x 27 D x 66 H	100 PSI @ 18 CFM	120 V AC, 60 Hz	YAH435-EUR
YA437	42-1/2 W x 44 D x 33 H	405	42 W x 35 H	—	44 W x 44 D x 78 H	100 PSI @ 25 CFM	120 V AC, 60 Hz	YAH437-EUR

NOTE: European model is 230V AC, 50/60 Hz, Single Phase.

YA4224 Abrasive Blast Cabinet with Foot Control

- Right hand door for smaller parts and top-opening lid for larger parts
- Foot pedal control for media delivery reduces operator fatigue

YA435 Abrasive Blast Cabinet

- Right hand door for smaller parts and full front opening door for larger parts
- Variable output blast gun with trigger style control

YA437 Large Abrasive Blast Cabinet with Foot Control

- Features a turntable to assist in cleaning larger or multiple parts easily
- Right and left hand doors allow access to turntable
- Foot pedal control for media delivery reduces operator fatigue

Air-Powered Portable Pressure Blast Systems

YA441 Pressure Blast System

- For cleaning jobs on large surface areas
- Cleans a variety of materials such as concrete, stone, brick and steel
- Unit has a convenient remote control shut down at nozzle handle
- Hose length 25', with 1/4" nozzle
- Capacity: 250 lb of abrasive
- Requires 80 CFM at 100 PSI

YA448 Pressure Blaster System

- For cleaning jobs where a minimal capacity of media is required
- Cleans a variety of materials such as concrete, stone, brick and steel

- Media is controlled by stainless steel ball valve at nozzle handle
- Capacity: 40 lb of abrasive
- Requires 21 CFM at 100 PSI
- Hose length 8' with 1/8" nozzle

YA449A Pressure Blast System (Not Shown)

- Cleans a variety of materials such as concrete, stone, brick and steel
- Media is controlled by stainless steel ball valve at nozzle handle
- Capacity: 100 lb of abrasive
- Requires 21 CFM at 100 PSI
- Hose length 10' with 1/8" nozzle



YA441



YA448



YA432

Gravity-Fed Portable Pressure Blast Systems

YA432 Gravity-Fed Siphon Sandblast System

- Portable design is ideal for quick spot cleanups or larger jobs such as body and frame restorations
- Capacity: 40 lb of abrasive
- Hose length 10' with 5/16" nozzle
- Requires 10-18 CFM at 100 PSI

SANDBLASTERS

Small Sandblasters

PSB500AR Portable Sandblasting Gun

- For cleaning small areas quickly
- Lightweight aluminum construction
- Flat base provides an upright resting position
- Media capacity 4 lb
- Requires 5-12 CFM at 100 PSI



PSB500AR

Vacuum Sandblasters

YA428A Vacuum Sandblaster

- Quickly blasts away rust, dirt and paint
- Features a vacuum recovery system at the blast nozzle to eliminate mess
- Media is recycled for continuous use
- Dust is captured in the container for easy disposal
- Wheels and casters improve mobility
- Vacuum recovery system 90 CFM
- Measures 49 x 18 x 18-1/2"
- Requires 14 CFM at 100 PSI and 120 V AC 60 Hz
- European model: YAH428AEUR 230 V AC 50/60 Hz



YA428A



- Use only in well-ventilated area.
- ‡These products can expose you to chemicals which are known to the state of California to cause cancer and reproductive harm. See pages P1-P2 for details.
- Read Safety Precautions on pages W1-W4

SANDBLASTERS



JWLSB2



JWLSB2-1



JWLSB2-2

Handheld Abrasive Blast Systems

JWLSB2[±] Soda Blaster

- Easily removes paint, carbon deposits, grease, rust, gasket material, adhesives and other coatings
- For use on metal, plastic, wood and composite surfaces without damaging the substrate
- Reduces the need for masking and grinding
- Uses sodium bicarbonate blast media

JWLSB2-1[±] 3 pc Wide Nozzle Replacement

JWLSB2-2[±] Steel Nozzle Replacement



SODABLAST

Abrasives

SODABLAST Soda Blasting Media (2 pk)

- Sodium Bicarbonate, NaHCO₃, pH 8.6
- Gently cleans surfaces without prewash
- Water soluble, nontoxic and nonhazardous degreaser
- Strips paint without damaging surrounding surface and leaves a brushed surface for improved paint adhesion
- Removes carbon deposits from engine components
- Sold in resealable 5 L plastic container, sold per case with (2) jugs per unit
- Replacement blasting media is packaged in plastic jug to protect the material from moisture, and prevent clumping and contamination; wide-mouth 5 L jug is easy to carry, pour, and store

ABRASIVE BLAST SYSTEMS: SANDBLASTING ACCESSORIES



YA428-1



YA461A



YA462A



YA463A



YA466A



YAD4000



YAD4003

Abrasives

YA428-1 C-Garnet Abrasive

- Does not break down as quickly as silica sand
- Creates less dust
- 40 lb bucket

YA461A Glass Bead Abrasive (Coarse)

- For coarse satin finish with minimum surface removal
- 40–60 coarse grit, 50 lb bucket

YA462A Glass Bead Abrasive (Medium)

- For medium satin finish with minimum surface removal
- 60–100 medium grit, 50 lb bucket

YA463A Glass Bead Abrasive (Fine)

- Use for fine satin finish with minimum surface removal
- 100–200 fine grit, 50 lb bucket

YA466A Aluminum Oxide Abrasive

- A tough abrasive used for fast removal of heavy oxidation and burrs
- Low dust and good recycling
- 50 lb bucket

YAD4000 Steel Grit Abrasive

- Use for rough cleaning and for removing rust and scale
- 50 lb bucket

YAD4003 Steel Shot Abrasive

- Use for peening and cleaning castings and forgings
- 50 lb bucket



YAD100A



YAD10102A



YAD007A

Blast System Accessories

Stock No.	Nozzle	Air Jets	Blast Gun	Blast Gloves	Window Film Replacement	Replacement Filter
YA3626*	YAD105	YAD104	YAD100A	YAD007A	YAD20061	YAD723A
YA4826PA	YAD2304	—	—	YAD007A	YAD20061	YADV723A
YA3825	YAD105	YAD104	YAD100A	YAD007A	YAD20061	YAD714
YA3825PJJ	YAD105	YAD104	YAD100A	YAD007A	YAD20061	YAD714
YA3825PJK	YAD105	YAD104	YAD100A	YAD007A	YAD20061	YAD714
YA4224	YAD10104A	YAD10105A	YAD10102A	YAD007A	YAD20061	YAD674
YA435	YAD115	YAD104	YAD100A	YAD007A	YAD20061	YAD019
YA437	YAD10104A	YAD10105A	YAD10102A	YAD007A	YAD20061	YAD018

NOTE: European model is 230V AC, 50/60 Hz, Single Phase.

*(Blue-Point®)

YAD0042 Plastic Window Cover (6 pk)

- Replacement window film
- Use with YA433, YAH433-EUR, YA435 and YAH435-EUR Abrasive Blast Systems

YAD017 Cartridge Filter

- Replacement cartridge filter for YA433 and YAH433-EUR abrasive blast systems

Cabinet-Type Abrasive Blast Systems

YAD3976 Dust Collector (Blue-Point®)

- Optional Dust Collection System for YA3220 Blast Cabinet



YAD3976

Helmets/Hoods

YA415A Cotton Twill Hood

- Bump Cap protects head, face and neck from dust



YA415A



• Use only in well-ventilated area.

‡These products can expose you to chemicals which are known to the state of California to cause cancer and reproductive harm. See pages P1-P2 for details.

• Read Safety Precautions on pages W1-W4

AUTO CARE/DETAILING



PACKPLSHKIT



PACKRPDKIT



KACKMCFIBER1



KACKSPDWAXX



PACKCLAYBAR3



PACKDRYTWL



PACKLQDPLSH



PACKPRECLEAN



PACKSCRUB3



PACKSD31000



PACKSD32000



PACKSEALANT



PACKSTPLSH



PACKTBP3C



PACKTBP5P

Cleaners, Polishes and Sealants

PACKPLSHKIT 7 pc Polishing and Restoration Kit

- Abrasive pads (1,000 and 2,000 grit) for cleaning and restoration needs
- Save Time: Büff Ball® (2 and 3") polishes in half the time it would take to hand-polish
- Speed wax for exceptional protection on metals paints and plastics
- Microfiber cloth for all-purpose cleaning and detailing—can be used on wet or dry surfaces
- Liquid polish for cleaning and polishing
- Includes (1) 3" viscose fabric Büff Ball®, (1) 2" viscose Büff Ball®, (1) 3/4 oz polish cream, (1) 1.7 oz Speed Wax, (1) 1,000 grit abrasive pad, (1) 2,000 grit abrasive pad and (1) microfiber cloth
- Use with the Snap-on® CTPP861 Polish/Prep tool

PACKRPDKIT Restore/Polish/Detail Kit

- Büff Ball® restores faded headlights/aluminum/stainless steel
- Turbo Buff Pad restores faded paints, fiberglass, scuff marks
- Sealant protects for up to one year
- Polishes diamond plate to a high luster
- Buffers and Abrasive Discs are washable/reusable

KACKMCFIBER1 Microfiber Cloth

- Microfiber cloth is machine-washable, lint-free and can be used wet or dry
- 16 x 16"

KACKSPDWAXX Speed Wax

- Brings back the shine, resists water spots, dust, fingerprints and grease
- 16 oz

PACKCLAYBAR3 3" Clay Skin Pad (2 pk)

PACKDRYTWL Drying Towel

- Excellent cooling properties
- Simply rinse with water, wring out and drape around neck
- Lasts multiple years with proper care
- To reactivate the cooling sensation, simply wet the towel
- Machine-washable
- Towel holds five times its weight in water
- Streak-free drying
- Store in a plastic container

PACKLQDPLSH Liquid Polish (7.6 oz)

- Removes tarnish, rust, water stains and more
- Non-abrasive formula
- Provides tough and durable protection
- Cleans and polishes stainless steel, aluminum, anodized aluminum and more
- Non-flammable and non-toxic
- Seals and protects for up to six months
- Works on all metals, fiberglass, glass, plastics and painted surfaces

PACKPRECLEAN⁺ PreClean

- Works in 30 seconds—rinse with water
- Removes rust, brake dust, corrosion
- Used in place of acid
- Will not dull aluminum

PACKSCRUB3 3" Yellow Scrub Pad (2 pk)

PACKSD31000 1,000 Grit Abrasive Pad (3 pk)

PACKSD32000 2,000 Grit Abrasive Pad (3 pk)

- Abrasive pad for cleaning and restoration needs
- Great for access—use with the Snap-on® CTPP861 Polish/Prep tool

PACKSEALANT Ceramic Coating Spray Sealant (16 oz)

- Water-based sealant protects for up to one year
- Covers 2,000 square feet or up to six full-sized vehicles
- Leaves a brilliant shine and deep luster with no swirls
- Store at room temperature; do not freeze or allow to dry
- Safe for the body shop; does not contain silicone
- Protects against salt, UV rays, water stains, bugs, bird droppings and yellowed headlights
- Fast and easy, this non-wax sealant leaves no powder residue

PACKSTPLSH Paste Polish (1 lb)

- Metal, plastic, fiberglass polish and paint restorer

PACKTBP3P 3" Polishing Turbo Buff Pad

PACKTBP5P 5" Polishing Turbo Buff Pad

PACKTBP8P 8" Polishing Turbo Buff Pad

PACKTBP3C 3" Compounding Turbo Buff Pad

PACKTBP5C 5" Compounding Turbo Buff Pad

PACKTBP8C 8" Compounding Turbo Buff Pad

- Efficient, thick, long-lasting pad
- Fins force air through the pad, keeping it 40–50 °F cooler
- Fin edges allow pad to conform to odd areas
- Fins force compound to buffing pad center, reducing compound use and buffing time
- Uses half the amount of compound as other buffing pads
- Can run flat with no dishing effect
- Reusable—simply rinse out with water

Crimped Industrial (Tempered High-Density Wire)

Stock No.	Brush Diameter, inches	Width, inches (mm)	Arbor Hole, inches	Maximum Safe Free Speed, RPM
AC48A‡	8	1 (25)	5/8	4,500

AC48ADAPT1 Wire Wheel Shaft Adaptor (Blue-Point®)

- Adapts the AC48A to a 1" shaft

AC48ADAPT3/4 Wire Wheel Shaft Adaptor (Blue-Point®)

- Adapts the AC48A to a 3/4" shaft

AC48A‡ Crimped Industrial Wire Wheel (Blue-Point®)

- 8" dia., 5/8" arbor hole



Crimped Heavy-Duty (Non-Tempered Wire)

Stock No.	Brush Diameter, inches	Width, inches (mm)	Arbor Hole, inches	Maximum Safe Free Speed, RPM
AC26E‡	6	29/32 (23)	1/2, 5/8	6,000
AC28E‡	8	1-1/8 (29)	5/8, 3/4	4,500



Twisted Tuft

Tufts are 1-1/4" long and are twisted about two-thirds of the way.

Stock No.	Wheel Diameter, inches	Wheel Width, inches	Wire Size, inches (mm)	Arbor Hole, inches	Maximum Safe Free Speed, RPM
AC614B‡	6	1/2	.016 (.41)	1/2, 5/8	9,000



Encapsulated

- Individual wire tips are encased in synthetic elastomer material (gradually wears away to expose only wire tips) for consistent stiff brushing action
- Ideal for auto body and surface applications

Stock No.	Wheel Diameter, inches	Wheel Width, inches	Wire Size, inches (mm)	Arbor Hole, inches	Maximum Safe Free Speed, RPM
AC207A‡	2	1/4	.014 (.35)	3/8, 1/2	18,000
AC217A‡	3	1/4	.014 (.35)	3/8, 1/2	18,000



- Do not ingest or use on face.
- Do not use wire brushes above their maximum rated RPM.
- ‡These products can expose you to chemicals which are known to the state of California to cause cancer and reproductive harm. See pages P1-P2 for details.
- Read Safety Precautions on pages W1-W4

SHOP SUPPLIES: WIRE BRUSHES



Wire Brushes

- Ergonomic cushion-grip handle is designed for maximum comfort and control
- Use with both hands to maximize pressure
- Heavy-gauge stainless steel, or brass bristles, give the units maximum strength and durability
- Choice of brush width and length allows coverage of a wide range of applications, such as cleaning rusted threads, battery terminals and gaskets, rust removal prior to welding and caulk/adhesive removal

Stock No.	Description	Set Contains:			
		WBBSSET [†]	WBSSSET [†]	WBSS2BKT [†]	WBSS5CAL
WBBS2 [†]	2" Miniature Brass Wire Brush	2		25	
WBSS2	2" Miniature Stainless Steel Wire Brush	1	1		25
WBSS3	3" Stainless Steel Wire Brush		1		
WBSS5	5" Stainless Steel Wire Brush				
WBSS8	7-3/4" Stainless Steel Wire Brush		1		
WBSS18 [†]	Long Handle Stainless Steel Brush (18" L)				
WBSS5CAL	5" Stainless Steel Wire Caliper Brush				

Cleaning Brushes

WBNY18 Long Handle Brush (Nylon Bristle)

- Long handle provides extended reach with ability to use two hands for better cleaning power
- Ergonomic, non-slip rubber gripping surfaces
- Triangular shape for access in tight areas/corners
- Easy to clean, solvent-resistant material
- Bristle area: 1-3/4 x 4-1/4"



Specialty Brushes

AC58E Wire Brush (Blue-Point®)

- Curved scratch brush
- Carbon steel bristles
- 13-3/4" long

AC59C Stainless Steel Wire Brush (Blue-Point®)

- Curved scratch brush with stainless steel bristles
- 13-3/4" long

AC5C Hand Scratch Brush (Blue-Point®)

- Stainless steel wire bristles for use where corrosive materials are found
- 7-7/8" long

AC64B Shoe Handle Scratch Brush (Blue-Point®)

- Carbon steel bristles
- 5" long

C-CLAMPS



Medium-Duty C-Clamps

- Maximum strength ribbed iron frame
- Steel screw with full standard threads and sliding T-handle
- Large anvil and steel swivel pad to ensure secure clamping
- Deep throat style

Stock No.	Throat Depth, inches	Capacity, inches	Spindle Dia., inches
CL537A [†]	3-1/2	2	5/16
CL546A [†]	6-1/4	2-1/2	3/8

Machinist's Vises

Stock No.	Base	Jaw Width, inches (mm)	Maximum Opening, inches	Throat Depth, inches
JPW28830	Stationary	3 (76)	4-3/4	2-5/8

JPW28830 Machinist's Vise (Blue-Point®)

- Stationary base
- Large anvil, totally enclosed spindle and nut
- 60,000 PSI high ductile iron for main stress parts



JPW28830

Mechanic's Vises

- Built from 60,000 PSI ductile iron castings: virtually indestructible; able to withstand severe clamping forces
- Precision slide bar: precision keyed fit minimizes 'side-play' and 'slop' for greater accuracy
- Sealed construction: keeps lubricants in and contaminants out; increases reliability throughout the life of the product

Stock No.	Copper Jaw Cap	Jaw Width, inches (mm)	Maximum Opening, inches	Pipe Capacity, inches	Throat Depth, inches
WV1745A [‡]	WV4044	4-1/2 (114)	4	3-1/4	3
WV1755A [‡]	WV4046	5-1/2 (140)	5-1/2	3	3-3/4
WV1765A [‡]	WV4046	6-1/2 (165)	6	3-1/2	4
WV1780B [‡]	WV4046	8 (203)	8	3-1/2	4-3/4



WV1755A



WV1765A



WV1780B

Forged Bench Vises

- Hardened reversible jaws can be reversed for non-marring applications or replaced when worn
- Competitive forged units do not offer replaceable jaws
- 360° swivel base increases versatility because vise can be locked in virtually any position
- Jaw adjustment screws ensure proper alignment and accuracy

Stock No.	Jaw Width, inches (mm)	Maximum Opening, inches	Pipe Capacity, inches
WVE104RT	4 (102)	3-15/16	1/4-3/4
WVE105RT	5 (127)	5-7/8	1/2-2-1/2
WVE106RT	6 (152)	7-7/8	1/2-3
WVE107RT	7 (178)	8-7/8	3/4-4



WVE104RT

Bench Vises (Blue-Point®)

- Single-piece steel blocks for a higher load capacity
- Extended anvil
- Lubrication points for maintenance
- Swivel base
- Capacity range from 3.5-9 ton at maximum opening
- Reinforced cantilever support
- Interchangeable jaws
- Diamond ground for a better grip
- Heavy-duty cast iron construction
- Precise jaw alignment
- Rolled thread spindle for ease of locating and tightening parts
- Protected spindle

Stock No.	Jaw Width, inches (mm)
BLPMV4	4 (102)
BLPMV5	5 (127)
BLPMV6	6 (152)



BLPMV4



• Wear safety goggles.

‡ These products can expose you to chemicals which are known to the state of California to cause cancer and reproductive harm. See pages P1-P2 for details.

• Read Safety Precautions on pages W1-W4

VICES



WV4044

Jaw Caps

Stock No.	Description	Size, inches
WV4044 [‡]	Copper Jaw Cap	4
WV4045 [‡]	Copper Jaw Cap	5
WV4046 [‡]	Copper Jaw Cap	6

WORKBENCHES



BPWKBNCHX



BPWKBNCHX-1



BPWKBNCHX-2

Workbenches and Tables

BPWKBNCHX Heavy-Duty Workbench (Blue-Point®)

- Heavy-duty 2,000 lb capacity (bench top 1,300 lb; lower shelf 700 lb)
- Adjustable legs with four work surface height options—adjust to 30, 33, 36" (shipping height) or 40"
- Optional storage drawers are sold separately
- Snap-on® Slots-N-Dots™ on the side panels
- Side and back panels can be installed flush or 1-1/4" above the work surface
- Features 6 x 2" swivel-lock casters
- Overall size: 74" W x 32" D x 40" H
- Net weight: 251 lb

BPWKBNCHX-1 Shallow Wide Drawer (Blue-Point®)

- Optional accessory for the BPWKBNCHX Heavy-Duty Workbench (Blue-Point®)
- Overall size: 20.5" W x 27.4" D x 4.3" H
- Net weight: 14.5 lb (including slides)

BPWKBNCHX-2 Deep Narrow Drawer (Blue-Point®)

- Optional accessory for the BPWKBNCHX Heavy-Duty Workbench (Blue-Point®)
- Overall size: 14.6" W x 27.4" D x 9.1" H
- Net weight: 16.7 lb (including slides)

AIR PROCESSING EQUIPMENT



AHRB200

Regulators, Filters and Valves

Stock No.	Inlet/Outlet Port Size	Adjustable Pressure Range, psig (kgf/cm ²)	Maximum Service Pressure	Oil Capacity	Operating Temperature Range
AHRB200	1/2" NPT (F)	5–120 (.5–8.5)	140 psig (9.0 kgf/cm ²)	80 mL	41–140 °F (5–60 °C)



BRA7380VEM



BRA8380V



BRARS8380H



BRA10312H



BRA15312H



BRA20312H

Snap-on® Air Compressors (3-Phase)

Stock No.	Horsepower, HP	Pump Stages	Tank, gal	Tank Style	Electrical Requirements	Amp Requirements	Mag Starter	Hour Meter	Auto Tank Drain	Air Delivery SCFM @ PSI	Max. PSI
BRA7380VEM	7	Dual	80	Vertical	208/230 V, 3-phase	30 @ 208/230 V	Yes	No	No	23.5 @ 175	175
BRA8380V[†]	8	Dual	80	Vertical	208/230 V, 3-phase	30 @ 208/230 V	Yes	Yes	Yes	27.0 @ 175	175
BRARS8380H[‡]	8	Rotary Screw	73	Horizontal	208/230 V, 3-phase	30 @ 208/230 V	Yes	Yes	No	35.0 @ 125	144
BRA10312H[‡]	10	Dual	120	Horizontal	208/230 V, 3-phase	40 @ 208/230 V	Yes	No	Yes	36.0 @ 175	175
BRA15312H[‡]	15	Dual	120	Horizontal	208/230 V, 3-phase	75 @ 208/230 V	Yes	No	Yes	48.0 @ 175	175
BRA20312H[‡]	20	Dual	120	Horizontal	208/230 V, 3-phase	100 @ 208/230 V	Yes	No	Yes	75.0 @ 175	175
BRARS10380H[‡]	10	Rotary Screw	80	Horizontal	208/230 V, 3-phase	30 @ 208/230 V	Yes	Yes	No	38.0 @ 125	145
BRARS153130H[‡]	15	Rotary Screw	130	Horizontal	208/230 V, 3-phase	40 @ 208/230 V	Yes	Yes	No	55.0 @ 125	145
BRARS203130H[‡]	20	Rotary Screw	130	Horizontal	208/230 V, 3-phase	60 @ 208/230 V	Yes	Yes	No	72.0 @ 125	145

*440/460/480V wiring available

†BRA7380V, BRA7380VEM and BRA8380V are available with horizontal tanks via special order



- Read and follow safety messages in the Instructions.
- Follow maintenance requirements.
- Use pressure regulator, lubricator and moisture filter on air line.
- ‡ These products can expose you to chemicals which are known to the state of California to cause cancer and reproductive harm. See pages P1-P2 for details.
- Read Safety Precautions on pages W1-W4

AIR COMPRESSORS



BRA5DV30VP



BRAC560V



BRA5140H



BRA517V



BRA7180VEM



BRA8180V



BRA9G3B



BRARS8180H



BRAP7SOS

Snap-on® Air Compressors (Single Phase)

Stock No.	Horsepower, HP	Pump Stages	Tank, gal	Tank Style	Electrical Requirements	Amp Requirements	Mag Starter	Hour Meter	Auto Tank Drain	Air Delivery SCFM @ PSI	Max. PSI
BRA5DV30VP[†]	3 (peak)	Single	27	Portable	120/220 V, 1-phase	20 @ 120 V, 15 @ 220 V	Not Req.	No	No	7.0 @ 125	125
BRAC560V[†]	5	Single	60	Vertical	208/230 V, 1-phase	20 @ 208/230 V	Not Req.	No	No	13.5 @ 140	140
BRA5140H[†]	5	Dual	40	Horizontal	208/230 V, 1-phase	30 @ 208/230 V	Not Req.	No	No	16.0 @ 175	175
BRA517V[†]	5	Dual	70	Vertical	208/230 V, 1-phase	40 @ 208/230 V	Yes	No	No	17.5 @ 175	175
BRA7180VEM^{†*}	7	Dual	80	Vertical	208/230 V, 1-phase	40 @ 208/230 V	Yes	No	No	23.5 @ 175	175
BRA8180V^{†*}	8	Dual	80	Vertical	208/230 V, 1-phase	40 @ 208/230 V	Yes	Yes	Yes	27.0 @ 175	175
BRA9G3B[†]	9	Dual	30	Horizontal	Gas Engine, Electric Start	N/A	N/A	No	No	23.0 @ 175	175
BRARS8180H[†]	8	Rotary Screw	73	Horizontal	208/230 V, 1-phase	40 @ 208/230 V	Yes	Yes	No	35.0 @ 125	144
BRAP7SOS[†]	7	Dual	N/A	N/A	208/230 V, 1-phase	40 @ 208/230 V	Yes	Yes	N/A	23.5 @ 175	175

[†]BRA7180VEM and BRA8180V are available with horizontal tanks via special order

PARTS WASHERS: SOLVENT BASED

Automatic Filtration Parts Washer

- Snap-on® dual filter parts washers provide a clean supply of solvent for washing parts
- Filtration system virtually eliminates solvent changes
- Composite dual stage filter provides continuous filtration of solvent
- First stage filtration removes heavy solids
- Second stage filtration provides further purification by removing oil and grease
- Constructed of 16-gauge steel and features an added lip for strength
- Complete with work lamp and flexible spout



PBD3222A

First stage filtration removes heavy solids



PBD3209

Dual stage filter

Second stage filtration provides further purification by removing oil and grease



PBC3222A



PBC4828



PBC16



PBD2622A

Specifications	PBD3222A	PBC3222A	PBC4828	PBC16	PBD2622A
Filtration	Dual	Dual	Dual	—	Dual
Base	Drum	Square	Square	—	Drum
Inside Dimensions, inches	32 W x 22 D x 10 H	32 W x 22 D x 10 H	48 W x 28 D x 14 H	15 W x 16 D x 6 H	26 W x 17 D x 7 H
Fluid Requirements (gal)	20	20	20	5	10
Input, V AC (Hz)	120 V AC (60 Hz)	120 (60)	120 (60)	120 (60)	120 (60)
Pump Volume, gallons/hour	325	325	325	210	210
Output Pressure, PSI	50	50	50	50	50
Overall Dimensions, inches	36 W x 26 D x 39 H	36 W x 26 D x 39 H	52 W x 32 D x 45 H	1 W x 23 D x 10 H	30 W x 21 D x 34 H
Open Height, inches	63	63	75	23	53
Replacement Filter	PBD3209	PBD3209	PBD3209	—	PBD3202
European Models (230 V AC, 50 Hz)	PBDH3222AEUR	PBCH3222AEUR	PBCH4828EUR	—	PBDH2622AEUR
PBD1751 Parts Tray	Included	Included	Included	PBCH16-EUR	—
PBA720A Drain Table	Optional	Optional	Optional	—	—

TECHNICAL SUPPORT: 800-253-3661



- Read and follow safety messages in the Instructions.
- Follow maintenance requirements.
- Use pressure regulator, lubricator and moisture filter on air line.
- Do not direct air or fluid stream at body.
- Use only in well-ventilated area.
- Do not expose solvent to flames, sparks, or other sources of ignition.
- Do not use washer without fusible link or safety valve intact.
- ‡These products can expose you to chemicals which are known to the state of California to cause cancer and reproductive harm. See pages P1–P2 for details.
- Read Safety Precautions on pages W1–W4

PARTS WASHERS: AQUEOUS BASED



PBC33B



PBC3022



PBC42B

Electric/Medium-Duty

Specifications	PBC33B	PBC3022	PBC42B
Depth, inches (mm)	28 (711)	22 (559)	24 (610)
Reservoir Capacity, gal	20	6	12
Electrical Requirements	120 V AC, 60 Hz	115 V AC, 20 A	230 V AC, 60 Hz
Pump Motor, HP	—	—	3/4
Output Pressure, PSI	50	50	500
Volume, gallons per hour	325	325	180
Heater, watts	1,500	1,500	1,500
Open Height, inches	65	32	69
Inside Dimensions, inches	21 W x 31-1/2 D x 10 H	17 W x 12 D x 14 H	40 W x 24 D x 16-24 H
Overall Dimensions, inches	37 W x 28 D x 42 H	30 W x 22 D x 32 H	44 W x 24 D x 65 H
European Models (230 V AC, 50 Hz)	PBCH33B-EUR	PBC3022EUR	PBCH42BEUR

European Models: PBCH33B-EUR (230 V AC, 50 Hz), PBCH42B-EUR (230 V AC, 50 Hz), PBCH57AEUR (230 V AC, 50 Hz)

CE

PBC33B Heated Aqueous Parts Washer

- Clean parts with a flexible pressurized cleaning spout
- Solution is heated for additional cleaning effectiveness
- Easily accessible polysateen drain filter to remove solids
- Heavy-wall polyethylene tub and solid base is durable for heavier parts
- Integral oil skimmer removes oil and grease from the cleaning solution to maximize cleaning effectiveness
- Clean parts with less effort—the solution works effectively by relieving surface tension of the grime
- Cleaning solution lasts longer, which minimizes solution changes by not absorbing oil and dirt
- Cleaning solution carries a licensed Green Seal® Certification Mark and is certified by the South Coast Air Quality Management Distribution
- Carries the highest environmental certifications, which lessens the environmental impact taking care of our land, water and air resources
- Low solution warning indicator
- Includes (5) gallons of PBA733 Cleaning Solution and (1) gallon of PBA734 Cleaning Concentrate Booster

PBC3022 Heated Aqueous Parts Washer

- Portable, compact design can be easily moved to the job site
- Sealed lid prevents splashing when used on mobile service vehicles
- Body and lid are made of high-density polyethylene for durability
- Stainless steel mesh work surface for durability and strength
- Heating element increases cleaning effectiveness and is thermostatically controlled
- Features a 5-micron filter to separate out dirt and debris

PBC42B High-Pressure Parts Washer

- Fully enclosed aqueous parts washer
- Blast parts clean with a 500 PSI high-pressure wand
- Soap solution is heated for additional effectiveness
- Automatic soak cycle loosens grime



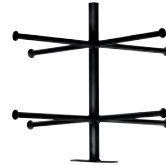
PBC57A



PBC58



PBC55-1



PBC55-3

Electric/Heavy-Duty

- High-pressure aqueous parts washer effectively cleans engine blocks, cylinder heads, transmission cases and small parts
- Cycle time can be adjusted from 0–60 minutes
- Five RPM turntable is driven by a #40 chain for rotation without slippage; extends 18" for easy part loading
- Sprocket drive and turntable motor have dual sealed bearing shafts for longevity and strength
- Includes a 25 lb pail of YADW896B Biodegradable Soap Concentrate

- Also includes an integral oil skimmer and pump reservoir filter to remove oil and grease, helping maintain cleaning effectiveness
- Double intake filtration system has a perforated steel screen filter with a sludge trap
- Rugged 12-gauge steel construction with solid welded seams

Specifications	PBC57A	PBC58
Depth, inches (mm)	35 (889)	35 (889)
Reservoir Capacity, gal	60	60
Electrical Requirements	230 V AC, 60 Hz	230 V AC, 60 Hz, 60 A
Pump Motor, HP	2	3
Output Pressure, PSI	45	45
Volume, gallons per hour	2,700	2,880
Heater, watts	9,000	9,000
Open Height, inches	69	81
Inside Dimensions, inches	35 W x 35 D x 41 H	36 W x 35 D x 54 H
Overall Dimensions, inches	53 W x 43 D x 69 H	53 W x 43 D x 81 H

European Model: PBCH57AEUR (230 V AC, 50 Hz)

CE

PBC57A High-Pressure Automatic Parts Washer

- Automatically cleans parts with a 45 PSI heated soap solution spraying from 20 high-pressure nozzles at 40 GPM

PBC58 High-Pressure Heavy-Duty Automatic Parts Washer

- Automatically cleans parts with a 45 PSI heated soap solution spraying from 24 high-pressure nozzles at 42 GPM

PBC55-1 Parts Basket

- Perforated steel basket is perfect for holding small parts

PBC55-3 Parts Tree

- Welded steel tube rack for hanging smaller parts

PBC58-3 Parts Tree

- 45" tall rack for hanging smaller parts

Air Agitated Immersion Cleaner

PBD16 Air Agitated Immersion Cleaner

- Use with parts degreaser or carburetor cleaner
- Heavy-duty air motor rotates the basket in both directions
- Cover has a locking band that seals the unit
- 4-1/2" deep basket has a hook for draining parts from top of pail and holes for holding extra-small parts
- Overall height of 32"
- Base diameter of 14-1/2"
- Requires 5 CFM @ 100 PSI



PBD16



- Do not direct air or fluid stream at body.
- Use only in well-ventilated area.
- Do not expose solvent to flames, sparks, or other sources of ignition.
- Do not use washer without fusible link or safety valve intact.
- Read Safety Precautions on pages W1–W4

PARTS WASHERS: ACCESSORIES



GA503



GA501A



YA452

Parts Cleaning Brushes/Solvent Based**GA503 Round Angled Parts Cleaning Brush (Blue-Point®)**

- Angled round brush design
- Attaches to most parts washers

GA501A Parts Cleaning Brush (Blue-Point®)

- Stiff bristles with contoured, non-slip plastic handle
- 11-1/4" long

YA452 Parts Cleaning Brush (Blue-Point®)

- Stiff bristles with contoured, non-slip plastic handle
- Attaches to most parts washers
- Flared hose end fits 1/4" spouts; 24" long hose has an internal spring to prevent kinking



YADW896B

Cleaning Solutions for Aqueous-Based Parts Washers**PBA733 Certified Green Concentrate Solution**

- Specially formulated solution does not absorb oil and dirt
- For use in PBC33A and B Parts Washers
- Comes in a 5-gallon container; makes 20 gallons of solution

PBA734 Cleaning Solution Additive

- Used in both PBC3022 and PBC33B for an added boost of cleaning power

PBA735 Certified Green Concentrate Solution

- Same as PBA733 except 1-gallon container

YADW896B Powdered Soap Cleaner

- Low-foaming powdered soap solution
- For use in PBC57A and PBC42B Parts Washers
- Comes in a 25 lb container; makes 60–120 gallons of solution



PBA760

Petroleum-Based Solvent Cleaners**PBA760 Solvent Cleaner**

- Excellent for removing oil and grease
- Petroleum-based cleaner with 140 flash point
- For solvent-based parts washers only
- Comes in a 5-gallon container

Solvent-Based Parts Washer Accessories**PBA725 Parts Basket**

- Hangs inside solvent based parts washers

PBA720A Drain Table

- Attaches to the outside of a parts washer
- Measures 25-1/2" W x 18-1/2" D

PBD1751 Parts Tray

- Attaches to outside of parts washer
- Measures 12-1/2" W x 18-1/2" D



PBA725

Filtration Kits/Mud Buckets/Accessories**PBA720A Drain Table**

- Attaches to the outside of a parts washer
- Measures 25-1/2" W x 18-1/2" D

PBD1751 Parts Tray

- Attaches to outside of parts washer
- Measures 12-1/2" W x 18-1/2" D

PBD32220 Replacement Clay Bag Filter

- Replacement clay bag filter for PBD3222, PBC3222, PBC4822 and PBCA4822 parts washers
- Fits in tub

PBD32223A Replacement Sludge Filter

- Replacement cartridge sludge filter for PBD32222 parts washer
- Fits in barrel



PBA720A



PBD1751



Water Nozzles and Hoses

NOZZLEGRP[†] Snap Grip Hose Nozzle with Shutoff

- Handle grip can be placed into a pistol or inline position
- Lock button keeps handle in position until released
- Adjustable spray nozzle transitions from delicate fan to powerful jet
- On/Off lever allows for quick water supply shut-off without changing spray pattern
- Precision machined inlet port provides an uninterrupted direct flow path of water
- Made of machined aircraft aluminum, stainless steel, Santoprene[®] rubber and durable plastic housing
- Recommended supply hose 5/8" I.D. for best performance

NOZZLELF[†] Power Jet Low Flow Nozzle

- On/Off lever quickly shuts off water flow and easily adjusts pressure
- Multiple spray patterns for any job—power jet to fan to low flow
- Low- and high-efficiency water flow via direct port injection
- 360° hose inlet swivel prevents hose kinking
- Screen insert prevents debris from clogging nozzle

NOZZLESG[†] Dual Action Foaming Soap Gun

- Compact design reduces excess soap usage and provides a controlled spray pattern in confined areas
- Quick-connect release collar easily transforms gun from soaping to rinsing application
- High-efficiency nozzle with cat's-eye spray pattern automatically balances pressure to effectively rinse surfaces
- 1.2 L soap container for use on multiple vehicles
- Molded graduations on container for ease of mixing exact proportions of soap and water
- Aircraft aluminum overmolded nozzle with firefighter-style lever
- Works with a standard garden hose
- 360° hose inlet swivel prevents hose kinking and features screen insert to prevent debris from clogging nozzle

NOZZLEFN[†] Fireman's Nozzle

- On/Off fireman's lever for quick shutoff
- Multiple spray patterns from fan to jet to off
- Aircraft-grade aluminum barrel and internal housing
- Comfortable ergonomic grip for control
- Direct port injection for high-efficiency water flow
- Hose inlet has a 360° swivel connector to keep hose from coiling or kinking

JETWASHER Air Water Jet Washer

- Combines compressed air and water to create a powerful jet washer
- Provides safe and effective cleaning
- Separate air and water controls
- Multifunction—rinse, clean or dry with air and water
- Wide nozzle design prevents splash-back
- Lightweight and compact
- Durable nylon components will not scratch surfaces
- Includes a 3/4" threaded garden hose connection and quick-connect adaptor
- Optional stepped nozzle can be used to flush coolant systems and heater cores

JETWASHFAN Jet Washer Fan Nozzle

JETWASHNOZL Jet Washer Flushing Nozzle (Optional)

YA297[†] Water Saving Hose Nozzle (Blue-Point[®])

- Provides concentrated pressure stream
- Features a special rocker-actuated check valve
- Fits standard garden hose threads
- 9" long

GA299[†] Air Solvent Gun (Blue-Point[®])

- Used for degreasing or applying oils
- Quickly converts to long-wand air gun
- Operates on 35–175 PSI
- 8' hose for siphoning chemicals into gun
- For hoses with 1/4" NPT male fitting
- Shaft length of 10-1/2"; overall length of 16-1/2"

Colors Available



* ADD SUFFIX TO STOCK NUMBER FOR SPECIAL COLORS.

Hose Reels

YA730D[‡] Heavy-Duty Air/Water Hose Reel

- 50' of 3/8" I.D. low-pressure rubber hose
- Adjustable ball stop
- 24" connecting hose
- High carbon steel retraction spring
- Guide arm adjusts to four positions



YA730D

- Do not direct air or fluid stream at body.
- Use only in well-ventilated area.
- Do not expose solvent to flames, sparks, or other sources of ignition.
- Do not use washer without fusible link or safety valve intact.

[‡]These products can expose you to chemicals which are known to the state of California to cause cancer and reproductive harm. See pages P1–P2 for details.

- Read Safety Precautions on pages W1–W4



PRESSURE WASHERS: COLD WATER



SEPW1500P



SEPW1500SM



SEPW1000



SEPW1500USA

Electric Power (Cold Water)

Adjustable 0–60° spray nozzle and GFCI protection with 35' power cord.

Specifications	SEPW1500P [‡]	SEPW1500SM [‡]	SEPW1000 [‡]	SEPW1500USA [‡]
Style	Hand Carry	Wall Mounted	Cart Mounted	Cart Mounted
PSI (bar)	1,450 (100)	1,450 (100)	1,000 (69)	1,500 (103.5)
GPM (L/min)	2 (7.6)	2 (7.6)	2 (7.6)	2 (7.6)
Horsepower, HP	2	2	1.5	2
Voltage	120 V/20 A/single phase	120 V/20 A/single phase	120 V/15 A/single phase	120 V/17 A
Chemical Tank Capacity	—	—	1 gal	—
Pump Max. Temperature	140 °F	180 °F	140 °F	140 °F
Thermal	Mechanical	Mechanical	Mechanical	Mechanical
Hose Length, feet	26	25	25	25
Dimensions (L x W x H)	18 x 12 x 11"	20 x 12 x 20"	21 x 16 x 36"	30 x 21-1/2 x 36"
Shipping Weight, lb	68	98	65	150



SEPW2700G

Gas Engine (Cold Water)

Interchangeable or adjustable 0–40° spray nozzle, plus powder-coated tube frame cart with pneumatic tires.

Specifications	SEPW2700G [‡]
Style	Cart Mounted
PSI (bar)	2,700 (183.3)
GPM (L/min)	3 (11.4)
Engine	196 cc
Fuel Tank Capacity	3.9 qt
Chemical Tank Capacity	3 gal
Thermal	165 °F
Dimensions (L x W x H)	30 x 21-1/2 x 36"
Engine Displacement, cc	196
Shipping Weight, lb	108

PRESSURE WASHERS: OIL-FIRED HOT WATER



SEPW30SHDE



SEPW2725SHDE

Heats water to 200°F. Includes ceramic plunger pump with stainless steel valves, trigger gun, interchangeable nozzles, chemical injection, adjustable pressure, stainless steel cold wrap-around coil, poly fuel tanks and GFCI protection. Powder-coated tube-frame cart with pneumatic tires for extra durability.

Electric Power (Oil-Fired)

Specifications	SEPW14SHDE [†]	SEPW20SHDE [‡]	SEPW30SHDE [†]	SEPW2725SHDE [†]
PSI (bar)	1,450 (100)	2,000 (138)	3,000 (207)	2,700 (186)
GPM (L/min)	2 (7.6)	4 (15.2)	4 (15.2)	—
Horsepower, HP	2	5	7.5	5
Voltage	120 V/20 A/single phase	230 V/25 A/single phase	230 V/34 A/single phase	230 V/25 A/single phase
Burner Fuel Capacity, gal	5	5	5	—
Dimensions (L x W x H)	34 x 27 x 47"	34 x 27 x 47"	34 x 27 x 47"	34 x 27 x 47"
Shipping Weight, lb	350	570	600	430
Hose Length, feet	50	50	50	50

Gas Engine (Oil Fired)

Specifications	SEPW3000QH [†]
PSI (bar)	3,000 (207)
GPM (L/min)	4 (15.2)
Engine Displacement, cc	389
Fuel Tank Capacity, qt	6.9
Burner Fuel Capacity, gal	5
Dimensions (L x W x H)	54 x 32 x 49"
Shipping Weight, lb	600
Hose Length, feet	50



SEPW3000QH

VACUUMS/SHOP FANS: VACUUMS

Handheld Vacuums

AV1000A Deluxe Air Vacuum Kit (Blue-Point®)

- Ideal for vehicle media body shops or any applications that require picking up dust, metal shavings or broken glass
- Includes 8.7" aluminum extension tube, pointed nozzle, flexible tube and crevice tool with brush
- Large collection bag includes a debris baffle and sliding bag clamp for emptying debris
- Lightweight ergonomic handle design



AV1000A



- Do not direct air or fluid stream at body.
- Use only in well-ventilated area.
- Read and follow safety messages in the instructions.
- †These products can expose you to chemicals which are known to the state of California to cause cancer and reproductive harm. See pages P1–P2 for details.
- Read Safety Precautions on pages W1–W4

VACUUMS/SHOP FANS: VACUUMS



SOVAC16

Wet/Dry Vacuums

Industrial strength full wet/dry cleaning and drying machines combine the highest degree of suction/airflow with ruggedly durable motors. Highest quality materials ensure long life. Ball bearing motor is designed for a strong performance with less motor strain. Engineered for easy portability and long life..



YA1023A



YA1105A



YA1009SSA

Specifications	SOVAC16	YA1023A [†]	YA1105A [†]	YA1009SSA [†]
Tank	16 gal Polypropylene	23 gal Polypropylene	Corrosion-Resistant	Corrosion-Resistant
Casters	Large Rear/Swivel Front	Large Rear/Swivel Front	4 Swivel	Large Rear/Swivel Front
Waterlift	—	93"	93"	93"
Motor	2-Stage	2-Stage	2-Stage	2-Stage
CFM	125	99	99	99
Approvals	UL [®] and cUL	UL [®] and cUL	UL [®] and cUL	UL [®] and cUL
Operation	Full Wet and Dry	Full Wet and Dry	Full Wet and Dry	Full Wet and Dry
Filter Assembly	Foam and Cartridge Filter	YAT90448	YAT24519	YAT90445
Includes	10' Hose (1-1/2" dia.), Foam Filter, Cartridge Filter, Dust Collection Bag, Crevice Tool, Utility Nozzle, Car Nozzle and Round Brush	1.5" Wet/Dry Tool Set (Hose with Swivel End, Crevice Tool, Upholstery Tool, (2) Straight Extensions, Floor Tool Housing with Carpet Face, Squeegee Face)	1.5" Wet/Dry Tool Set (Hose with Swivel End, Crevice Tool, Upholstery Tool, (2) Straight Extensions, Floor Tool Housing with Carpet Face, Squeegee Face)	1-1/2" Wet/Dry Tool Set (Hose with Swivel End, Crevice Tool, Upholstery Tool, (2) Straight Extensions, Floor Tool Housing with Carpet Face, Brush Face, Squeegee Face)
Filtration	—	Cone and HEPA Cartridge	Cone	Cone



YA1102

Portable Spotters

YA1102 Portable Spotter

- Use on carpeting, seat fabrics and other cleaning needs
- Durable molded tank
- Large 2-gallon capacity
- Powerful 55 PSI solution pump motor
- Strong recovery with 94 CFM vacuum rating
- Quick disconnect solution hose at the body
- Includes hose and hand tool
- UL[®] and CSA[®] listed
- ETL and cETL listed
- 84" water lift
- Bypass 1.2 HP motor

Shop Fans

WIND100A Heavy-Duty Air Mover

- Meets OSHA® standards for size and weight
- Maximum 3,758 FPM of air movement
- Adjustable kickstand with three operating positions
- Three-speed switch for controlled drying
- Space saver stackable design takes up less room in storage
- Easy to transport with optional telescoping handle for portability

Specifications	WIND100A
Power	120 V AC/60 Hz
Speeds	3 speeds / 1 off
Air Delivery, Velocity (FPM)	2,100; 3,000; 3,200
Airflow Direction, degrees	0, 12, 90
High-Output Fan Size, inches	10-1/2 x 8-1/2
Motor	.6 HP
Motor Rating	Continuous-Duty
Power Cord Length, feet	18-1/2
Size (L x W x D), inches	17.2 x 15.3 x 18-1/2



WIND100A



WIND200



WIND300



WINDHEATER

WIND200[†] 1,200 CFM Blower Fan (Blue-Point®)

- 120 V, 60 Hz
- 2.0 A rated power
- Moves air up to 1,200 CFM
- Three position switch control for 1,400, 1,500 and 1,600 RPM speeds
- Built-in overload protection
- 2 pc 11 A built-in grounded receptacles
- Impact-resistant ABS housing materials
- 8-1/2' cord length
- Four-position adjustment feet
- 15.9 lb

WIND300[†] 300 CFM Blower Fan (Blue-Point®)

- 120 V, 60 Hz
- 1.0 A rated power
- Moves air up to 300 CFM
- Three position switch control for 1,400, 1,500 and 1,600 RPM speeds
- Built-in overload protection
- 2 pc 11 A built-in grounded receptacles
- Impact-resistant ABS housing materials
- 8-1/2' cord length
- Four-position adjustment feet
- 11.5 lb

WINDHEATER[‡] Weather Attachment for WIND300 (Blue-Point®)

- 1,320 W, 120 V
- 11 A, 500 BTU
- Converts blower into a heater
- Clips securely onto the front of the blower and plugs into one of the outlets on the side of the blower
- 14 AWG SJT cord with a grounded plug



CTAB9050

Blowers

CTAB9050 18 V MonsterLithium Cordless Blower (Tool Only)

- Brushless motor means superior durability, longer tool life and maximum run time
- Get the job done with a maximum air speed of 100 MPH
- Maximum air volume of 450 CFM and 14,800 RPM for quick turnaround time
- 15' clearance range
- High/Low switch for proper air speed
- Balanced, lightweight design
- Run-time is approximately: High, 10 minutes; Low, 20 minutes
- Operates on 4.0 or 5.0 Ah batteries
- Built-in hook for easy hanging
- Batteries and charger not included



KAFANPBO

Workcenter Accessories

- Accessories are designed to fit all slotted systems found on workcenters and on accessory side panels for roll cabs and carts

KAFANPBO[†] LED Clock, Two-Speed Fan

- Real-time and temperature LED display (Celsius and Fahrenheit)
- Low-voltage fan can plug directly into an outlet or USB port
- Two-speed: low/high
- Compact design with oscillation and adjustable angle
- Magnetic base (10 lb) allows the fan to stand vertically or horizontally

Colors Available



* Black Red Orange Green

PBO PJK PJJ
ADD SUFFIX TO STOCK NUMBER FOR SPECIAL COLORS.

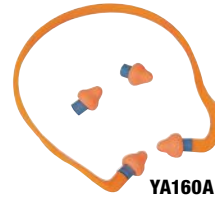


• Read and follow safety messages in the instructions.
[†]These products can expose you to chemicals which are known to the state of California to cause cancer and reproductive harm. See pages P1–P2 for details.
 • Read Safety Precautions on pages W1–W4

EAR AND FACE PROTECTION



GA3200



YA160A

Ear Protectors

Specifications	GA3200	YA160A
Noise Reduction Rating, dB	28	21
Headband	Cushioned	Plastic
Ear Piece	Cushioned	Foam
Adjustable Ear Piece	Yes	Foam
Ear Piece Replacements	N/A	YA160A1
Weight, lb	.77	.06



EFPBONEHEDB



EFPHANNIBALB



EFP SHRED

Extreme Face Protectors

Specifications	EFPBONEHEDB	EFPHANNIBALB	EFP SHRED ¹
Shield Style	180° Peripheral	180° Peripheral	180° Peripheral
Headband	Yes	Yes	Yes
Adjustable Headband	Yes	Yes	Yes
Impact Resistance	Yes	Yes	—
Shield Included	Clear and #10 Welding	Clear and #10 Welding	Clear and #10 Welding
Replacement Shields	EFPCLLENSREP (Clear); EFP3WLDLENS (#3 Welding); EFP5WLDLENS (#5 Welding); EFP8WLDLENS (#8 Welding); EFP10WLDLENS (#10 Welding); EFP12WLDLENS (#12 Welding)	EFPCLLENSREP (Clear); EFP3WLDLENS (#3 Welding); EFP5WLDLENS (#5 Welding); EFP8WLDLENS (#8 Welding); EFP10WLDLENS (#10 Welding); EFP12WLDLENS (#12 Welding)	EFPCLLENSREP (Clear); EFP3WLDLENS (#3 Welding); EFP5WLDLENS (#5 Welding); EFP8WLDLENS (#8 Welding); EFP10WLDLENS (#10 Welding); EFP12WLDLENS (#12 Welding)



EFPCLLENSREP

EFP Series Welding Lenses

EFPCLLENSREP EFP Clear Lens Replacement



GA225A

Face Protectors

GA225A Face Shield

- Impact-resistant polycarbonate shield
- Aspherical lens design provides larger area of face protection
- Push and turn ratchet-sizing adjustment
- Tension dials increase and decrease tension of shield placement
- Closer curved fit for comfort and greater range of motion
- Additional lens available—PETG or dark green (shade 3)

GA225-1 Replacement Visor with PETG (Blue-Point®)

GA225-2 Replacement Visor with PC (Blue-Point®)



GLASS20BKWA



GLASS20BLA



GLASS20BKYA

Safety Glasses/Glass 20 Series

Specifications	GLASS20BKWA	GLASS20BLA	GLASS20BKYA
Lens	Dark Green (Shade #5)	Clear	Amber
Frame	Black	Blue	Black
Lens Replacement Available	GLASS20LENSW	GLASS20RLC	GLASS20RLA
Additional Info	White Snap-on® Logo on Temples	White Snap-on® Logo on Temples	White Snap-on® Logo on Temples

ANSI® Z87.1, CSA® Z94.3 and MIL-STD-662



GLASS30BK



GLASS30R



GLASS31BK



GLASS31R

Safety Glasses/Glass 30 and 31 Series

Specifications	GLASS30BK	GLASS30R	GLASS31BK	GLASS31R
Lens	Clear	Clear	Clear	Clear
Frame	Black	Red	Black	Red
Anti-Fog Lens Coating	Yes	Yes	Yes	Yes
Anti-Scratch Lens Coating	Yes	Yes	Yes	Yes
Ventilation Channel	Yes	Yes	No	No

ANSI® Z87.1

- Lenses provide 99.9% UV protection
- Angle- and length-adjustable temples
- Soft nose pad and soft temple tips provide comfort for longtime wear
- Anti-fog lens coating protects against scratches



GLASS50BK



GLASS50R



GLASS60BK



GLASS60R



GLASS60SAP

Safety Glasses/Glass 50 and 60 Series

Specifications	GLASS50BK	GLASS50R	GLASS60BK	GLASS60R	GLASS60SAP
Design	—	—	Sport Style	Sport Style	Sport Style
Lens	Clear	Clear	Clear	Clear	Clear
Frame	Black	Red	Black	Red	Sapphire
Anti-Fog Lens Coating	Yes	Yes	Yes	Yes	Yes

ANSI® Z87.1 and CE EN166

Glass 50 Series

- Lens provides 99.9% UV protection
- Optically correct
- High velocity impact and high mass resistant
- Soft nosepiece and ear pieces for comfort

Glass 60 Series

- Lens provides 99.9% UV protection
- Optically correct
- High velocity impact and high mass resistant
- Soft nosepiece and ear pieces for comfort
- Sport style designed



- Use for purposes intended and in accordance with instructions.
- Wear safety shield (user and bystander).
- Follow all safety precautions for welding and cutting.
- ‡These products can expose you to chemicals which are known to the state of California to cause cancer and reproductive harm. See pages P1-P2 for details.
- Read Safety Precautions on pages W1-W4

EYE PROTECTION



GLASSUV1

Safety Glasses/UV

GLASSUV1 UV Safety Glasses

- Polycarbonate wrap-around lens
- Black nylon frame
- Adjustable temples and lens inclination for a custom fit
- Lens provide 99.9% protection against UV light
- High impact resistance
- Meets ANSI® Z87.1 and CE EN166 standards



SOSG01BKCL01



SOSG01BKLD03



SOSG02BLCL01



SOSG02BLLD03



SOSG03RDCL01



SOSG03RDL03

Protective Glasses

Specifications	SOSG01BKCL01 [‡]	SOSG01BKLD03 [‡]	SOSG02BLCL01 [‡]	SOSG02BLLD03 [‡]	SOSG03RDCL01 [‡]	SOSG03RDL03 [‡]
Description	KOOZY Protective Glasses	KOOZY Protective Glasses	SLEEKER Protective Glasses	SLEEKER Protective Glasses	TRITON Protective Glasses	TRITON Protective Glasses
Color	Black/Clear Lens	Matte Black/Photochromatic Light-to-Dark Lenses	Blue/Clear Lens	Blue/Photochromatic Light-to-Dark Lens	Red/Clear Lens	Red/Photochromatic Light-to-Dark Lens
Light Transmission, Indoors (Outdoors)	47.2% (22.7%)	47.2% (22.7%)	47.2% (22.7%)	47.2% (22.7%)	47.2% (22.7%)	47.2% (22.7%)
UV Protection, Indoors (Outdoors)	100% (100%)	100% (100%)	100% (100%)	100% (100%)	100% (100%)	100% (100%)



SOSG05KRCL01

Safety Glasses/Impaktor Series

SOSG05KRCL01[‡] Impaktor Safety Glasses

- Lightweight aluminum frames
- Made in the USA
- Interchangeable lenses
- Seven-barrel hinge
- Prescription-capable
- Two-tone red and black design
- Clear lenses
- Back-filled logos



SOSG04BKCL01

Safety Glasses/Expedition Series

- Durable nylon frames
- Snap-on® exclusive design
- Made in the USA
- Interchangeable polycarbonate lenses
- Injected molded hinges
- Rx-capable
- Clear lenses for indoor use
- Photo-chromatic lenses darken when exposed to sunlight for indoor/outdoor use

Stock No.	Frame	Lens
SOSG04BKCL01	Black	Clear
SOSG04BKLD03	Black	Light-to-Dark
SOSG04BLCL01	Blue	Clear
SOSG04BLLD03	Blue	Light-to-Dark
SOSG04HGCL01	Gray	Clear
SOSG04HGLD03	Gray	Light-to-Dark

Technician SuperCuff® Gloves

GLOVE500‡

- Patented SuperCuff® design provides a super comfortable, snug and secure wrist closure will not restrict wrist and hand movement
- Heavy Lycra® panels between fingers provide greater comfort and fit
- Gloves are machine-washable—air dry only
- Reduced seam design for the index finger
- TPR stitching instead of sonic welding increases flexibility
- Silicone-printed Snap-on® logo on palm

Colors and Sizes Available

		
Size	Black	Red
Medium:	BMC	RMC
Large:	BLC	RLC
XL:	BXLC	RXLC
XXL:	BXXC	RXXC

ADD SUFFIX TO STOCK NUMBER FOR SPECIAL COLORS AND SIZES.






GLOVE500RMC

Impact SuperCuff® Gloves

GLOVE501‡

- SuperCuff® design provides a super comfortable, snug and secure fit without restricting wrist and hand movement
- Reduced seam design for the index finger
- Full-finger dorsal thermoplastic rubber (TPR) protection
- Two-layer fingertips for longer life
- Enhanced dexterity
- Silicone-printed Snap-on® logo on palm
- TPR stitching instead of sonic welding increases flexibility
- Textured reinforcements on palm side fingertips for better grip on dry surfaces
- Reflective fingertips for increased visibility

Colors and Sizes Available

			
Size	Black	Red	Green
Medium:	BMC	RMC	GM
Large:	BLC	RLC	GL
XL:	BXLC	RXLC	GXL
XXL:	BXXC	RXXC	GXX

ADD SUFFIX TO STOCK NUMBER FOR SPECIAL COLORS AND SIZES.



GLOVE501RLC

Heavy-Duty SuperCuff® Gloves

GLOVE502‡

- Dual fingertip layers for protection and control
- Thermoplastic rubber (TPR) protection panels help eliminate cuts and scrapes
- Gel padding in the palm reduces impact
- 5 mm EVA foam
- TPR stitching instead of sonic welding increases flexibility
- Textured reinforcements on palm side fingertips for better grip on dry surfaces
- Silicone-printed Snap-on® logo on palm

Colors and Sizes Available

		
Size	Black	Red
Medium:	BMB	RMB
Large:	BLB	RLB
XL:	BXLB	RXLB
XXL:	BXXB	—

ADD SUFFIX TO STOCK NUMBER FOR SPECIAL COLORS AND SIZES.



GLOVE502RLB

Heavy-Duty Carbon Knuckle SuperCuff® Gloves

GLOVE503‡

- Hard carbon knuckle helps protect heavy impacts from knuckle and back of the hand area
- Two-layer palm with nonslip panels on the thumb, index and middle fingers allow the user to perform the most extreme tasks without losing control
- Gel padding in the palm reduces vibrations without compromising dexterity

Sizes Available

Size	Suffix
Medium:	M
Large:	L
XL:	XL
XXL:	XX

ADD SUFFIX TO STOCK NUMBER FOR SPECIAL SIZES.



GLOVE503CLA

Snap-on® Cut-Resistant Gloves

GLOVE506

- EN 388: 2016 Level D and ANSI® A4 cut resistance—full front- and back-of-hand protection
- Hi-Viz TrekDry material keeps working hands cool and comfortable
- Reflective ink provides eye-catching luminance
- Stretch-elastic cuff provides a secure fit to the wrist
- Reinforced thumb and index finger provide added durability
- Anatomically designed two-piece palm eliminates material bunching
- Pinched fingertip construction improves strength and durability
- High-dexterity 0.6 mm synthetic leather
- Touchscreen-capable fingers, palm and index finger knuckle
- Machine washable

Sizes Available

Size	Suffix
Medium:	M
Large:	L
XL:	XL
XXL:	XX

ADD SUFFIX TO STOCK NUMBER FOR SPECIAL SIZES.



GLOVE506L



• Use for purposes intended and in accordance with instructions.
 ‡These products can expose you to chemicals which are known to the state of California to cause cancer and reproductive harm. See pages P1–P2 for details.
 • Read Safety Precautions on pages W1–W4

GLOVES



GLOVE507L

Sizes Available

Size	Suffix
Medium:	M
Large:	L
XL:	XL
XXL:	XX

ADD SUFFIX TO STOCK NUMBER FOR SPECIAL SIZES.

Snap-on® Cut-Resistant Impact Gloves

GLOVE507

- EN 388: 2016 Level D and ANSI® A4 cut resistance—full front- and back-of-hand protection
- Thermoplastic rubber (TPR) knuckle guards and full-length fingertip protection reduce the risk of impact and pinching injuries
- Reflective ink provides eye-catching luminance
- Hi-Viz TrekDry material keeps working hands cool and comfortable
- Touchscreen-capable, durable synthetic palm
- Armortex® palm reinforcement panel
- Internal fingertip reinforcements on all fingers provide added durability
- Embossed and textured fingertips provides grip
- D30® palm padding absorbs and dissipates high-impact energy through the palm
- Machine washable



GLOVE310L

Sizes Available

Size	Suffix
Medium:	M
Large:	L
XL:	XL
XXL:	XX

ADD SUFFIX TO STOCK NUMBER FOR SPECIAL SIZES.

Material 4X® Standard Gloves

GLOVE310

- Seamless Material 4X® palm delivers higher abrasion resistance and greater tear resistance than standard synthetic gloves
- Form-fitting TrekDry material helps keep hands cool and comfortable
- Thermoplastic rubber (TPR) closure with hook-and-loop provides a secure fit
- Reinforcement panels in high-wear areas provides added durability
- Padded knuckle protects from bumps and scrapes
- Machine washable



GLOVE311L

Sizes Available

Size	Suffix
Medium:	M
Large:	L
XL:	XL
XXL:	XX

ADD SUFFIX TO STOCK NUMBER FOR SPECIAL SIZES.

Material 4X® Impact Gloves

GLOVE311

- Internal EVA back-of-hand foam padding reduces the risk of impact injuries
- Thermoplastic rubber (TPR) knuckle guard for added impact protection
- Form-fitting TrekDry material keeps working hands cool and comfortable
- Flexible thermoplastic rubber (TPR) closure provides a secure fit to the wrist
- Material 4X® internal fingertip reinforcements provide added durability
- Embossed and textured index finger and thumb provides grip
- D30® palm padding absorbs and dissipates high-impact energy through the palm
- Material 4X® synthetic leather delivers greater abrasion resistance and greater tear resistance than standard synthetic gloves
- Machine washable



GLOVE312L

Sizes Available

Size	Suffix
Medium:	M
Large:	L
XL:	XL
XXL:	XX

ADD SUFFIX TO STOCK NUMBER FOR SPECIAL SIZES.

Material 4X® Impact Heavy-Duty Gloves

GLOVE312

- Thermoplastic rubber (TPR) knuckle guards and full-length fingertip protection reduce the risk of impact and pinching injuries
- Internally sewn index finger knuckle is designed to work with hand tools
- Form-fitting TrekDry material keeps working hands cool and comfortable
- Flexible thermoplastic rubber (TPR) closure provides a secure fit to your wrist
- Armortex® palm reinforcement panel
- Material 4X® internal fingertip reinforcements on all fingers for added durability
- Embossed and textured fingertips provide grip
- D30® palm padding absorbs and dissipates high-impact energy through the palm
- Material 4X® synthetic leather delivers greater abrasion resistance and greater tear resistance than standard synthetic gloves
- Machine washable

D30® Shock Absorbing Impact Gloves

GLOVE320

- D30® impact protection throughout the palm and fingers to absorb and dissipate impact and vibration
- 2 mm impact-absorbing D30® pads are sewn internally on all fingers
- 4 mm impact-absorbing D30® padded heel section
- Abrasion-resistant synthetic leather palm reinforcement adds comfort and durability
- Internally bonded dual-layer fingertips with hot-stamp texture
- Thermoplastic rubber (TPR) wrist closure provides a secure and snug fit
- Touchscreen capable

Sizes Available

Size	Suffix
Medium:	M
Large:	L
XL:	XL
XXL:	XX

ADD SUFFIX TO STOCK NUMBER FOR SPECIAL SIZES.



GLOVE320L

Snap-on® Impact Gloves

GLOVE309

- Thermoplastic rubber (TPR) knuckle guard and finger protection
- Durable microfiber palm with Armortex® palm reinforcement panel
- Dual-layer internal fingertip reinforces the index and thumb for added durability
- D30® palm padding absorbs impact and vibration
- Thermoplastic rubber (TPR) closure with hook-and-loop provides a secure fit

Sizes Available

Size	Suffix
Medium:	M
Large:	L
XL:	XL

ADD SUFFIX TO STOCK NUMBER FOR SPECIAL SIZES.



GLOVE309L

Original Mechanic's Gloves

GLOVE600

- Form-fitting spandex top
- Long-lasting two-layer thumb panel
- Additional panels of synthetic protection surround the fingertips
- Machine washable—will not shrink or fade
- Flexible thermoplastic rubber (TPR) wrist closure

Colors and Sizes Available

Size	Red	Green	Orange
Small:	S		
Medium:	M	MG	MO
Large:	L	LG	LO
XL:	XL	XLG	XLO
XXL:	XX		

ADD SUFFIX TO STOCK NUMBER FOR SPECIAL COLORS AND SIZES.



GLOVE600L

High-Heat Gloves

GLOVEHEAT

- Kevlar® material on back protects user from heat and flame exposure
- Kovenex® fabric palm liner provides high heat resistance; commonly used in firefighter protective gear, material may char but will not ignite
- Flame-resistant treated goatskin leather palm and fingertips with Kevlar® backers provides the perfect combination of protection, durability and dexterity
- Stretch-elastic cuffs provide easy glove removal
- Ideal for handling hot material and parts—such as brake rotors, exhaust components—or for hot engine tear-down

Sizes Available

Size	Suffix
Medium:	M
Large:	L
XL:	XL

ADD SUFFIX TO STOCK NUMBER FOR SPECIAL SIZES.



GLOVEHEATL

Cold Weather SuperCuff® Gloves

GLOVELMOSS†

- The patented SuperCuff® design provides a super comfortable snug and secure wrist closure design while not restricting wrist and hand movement
- Mossy Oak® poly-spandex fleece top lined with Bremberg® for additional insulation
- Lined genuine leather palm and index finger for incredible dexterity and durability along with added insulation from cold weather
- Low profile TRP (Thermal Plastic Rubber) logo treatments
- Heavy Lycra® panels between fingers allows for greater comfort and fit

Sizes Available

Size	Suffix
Medium:	M
Large:	L
XL:	XL
XXL:	XX

ADD SUFFIX TO STOCK NUMBER FOR SPECIAL SIZES.



GLOVELMOSSL



• Use for purposes intended and in accordance with instructions.
 †These products can expose you to chemicals which are known to the state of California to cause cancer and reproductive harm. See pages P1–P2 for details.
 • Read Safety Precautions on pages W1–W4

GLOVES



GLOVE505RL

Sizes Available

Size	Suffix
Medium:	M
Large:	L
XL:	XL
XXL:	XX

ADD SUFFIX TO STOCK NUMBER FOR SPECIAL SIZES.



GLOVE313M

Sizes Available

Size	Suffix
Medium:	M
Large:	L
XL:	XL
XXL:	XXL

ADD SUFFIX TO STOCK NUMBER FOR SPECIAL SIZES.



GLOVE900LR

Colors and Sizes Available



Size	Red	Green	Orange
Small:	SR		
Medium:	MR	MG	MO
Large:	L	LG	LO
XL:	XLR	XLG	XLO
XXL:	XXR	XXG	XXO

ADD SUFFIX TO STOCK NUMBER FOR SPECIAL COLORS AND SIZES.



GLOVE1100L

Sizes Available

Size	Suffix
Medium:	M
Large:	L
XL:	XL
XXL:	XX

ADD SUFFIX TO STOCK NUMBER FOR SPECIAL SIZES.

TECHNICIAN'S GLOVES



GLOVE400L

Sizes Available

Size	Suffix
Small:	S
Medium:	M
Large:	L
XL:	XL
XXL:	XXL

ADD SUFFIX TO STOCK NUMBER FOR SPECIAL SIZES.

Deep Freeze Gloves

GLOVE505R†

- Extreme weather all-over protection
- Windproof/waterproof barrier
- Rubberized palm and thumb for a great grip
- Reflective fingertips and cuff piping
- Incredible dexterity

Snap-on® Thermal Knit Glove

GLOVE313 Snap-on® Thermal Knit Glove

- Seamless 15-gauge shell meets ANSI® 6 Abrasion and creates a warm snug fit
- 3/4-dip palm and coated fingers prevent water and cold air from sneaking into gloves
- Sandy nitrile palm coating provides excellent grip in wet and dry conditions
- Touchscreen-capable palm
- Machine washable
- Available in sizes M-XXL
- Global ANSI® and CE Certified
- REACH and Prop 65 Compliant

Touchscreen Slip-On Gloves

GLOVE900†

- Touchscreen-compatible reinforced fingertips
- Slip-on elastic cuff allows for easy access
- Soft and durable premium mesh fabric on the top of hand for optimal comfort and flexibility
- Premium synthetic leather is used in split palm construction for long-lasting durability
- Wraparound index finger construction protects the vulnerable wear and tear zone
- Lightweight fabric between fingers for excellent dexterity
- Reflective treatments for increased visibility

Grip Gloves

GLOVE1100 Snap-on®

- Armortex® Grip covers the entire palm for durable gripping power
- Form-fitting TrekDry material top
- Thermoplastic rubber (TPR) hook-and-loop closure provides a secure fit to the wrist
- Machine washable
- For a variety of uses, including material handling, maintenance, repair and home improvement projects
- CE approved

Abrasion-Resistant Nitrile Technician's Gloves

GLOVE400† (Blue-Point®)

- Nitrile-dipped coating for protection on dirty jobs
- Ergonomically pre-curved design gives you comfort at all times
- High abrasion-resistance protects hand from sharp edges and rough castings
- Incredible grip and dexterity on wet and dry surfaces
- Lightweight nylon shell provides a nice, snug fit
- 3 pk of gloves

Fast Fit Technician Gloves

GLOVE300B

- Form-fitting TrekDry Functional Fabric Quick Drying + Moisture Wicking® material helps keep hands cool and comfortable
- Elastic cuff provides a secure fit with easy on/off flexibility
- Reinforced thumb and index finger provide added durability
- Anatomically designed two-piece palm eliminates material bunching
- Touchscreen-capable fingers, palm and index finger knuckle
- Machine washable

Sizes Available

Size	Suffix
Small:	S
Medium:	M
Large:	L
XL:	XL
XXL:	XX

ADD SUFFIX TO STOCK NUMBER FOR SPECIAL SIZES.



GLOVE300BL

Snap-on® Leather Palm Technician Gloves

GLOVE701

- Comfortable stretch elastic cuff provides easy on-and-off flexibility
- Form-fitting TrekDry material keeps working hands cool and comfortable
- Pinched fingertip construction improves strength
- Anatomically designed two-piece palm eliminates material bunching in the palm
- DuraHide® leather palm and thumb reinforcements provide extreme abrasion resistance
- Touchscreen-compatible index finger knuckle

Sizes Available

Size	Suffix
Medium:	M
Large:	L
XL:	XL

ADD SUFFIX TO STOCK NUMBER FOR SPECIAL SIZES.



GLOVE701L

Glove Dispensers

GLOVEHOLDERB Latex Glove Dispensing Rack

- Holds one box of disposable gloves
- Metal construction prevents damage
- Magnetic base allows attachment to the tool storage unit or other ferrous metal surface
- Three springs secure the box firmly in the holder
- Mounting holes for attachment to non-ferrous surfaces
- 10 x 5-5/8 x 3-7/8"
- Black



GLOVEHOLDERB

SHOP SUPPLIES: LUBRICATION

Anti-Seize Lubricants

- Premium general-purpose copper/graphite blend anti-seize compound
- Formulated to prevent seizing and galling at high temperatures (resistant to 1,800 °F)
- Lubricates and protects against corrosion
- Eases assembly and disassembly of metal parts while reducing friction and wear

AS8 Antiseize Lubricant

- 8 oz bottle with applicator brush attached to cap

AS16 Anti-Seize Lubricant

- 16 oz bottle with an applicator brush attached to cap



AS8



AS16

Synthetic Lubricant

ULUBE1 12 Pack Synthetic Lubricant

- Easy-to-apply spray extends tool life
- Specially formulated for use with bearings and other rotating devices
- Case contains (12) 5.5 oz cans



ULUBE1

• Wear gloves for purpose intended and in accordance with instructions.

• Do not ingest or use on face.

• Use for purposes intended and in accordance with instructions.

‡These products can expose you to chemicals which are known to the state of California to cause cancer and reproductive harm. See pages P1-P2 for details.

• Read Safety Precautions on pages W1-W4



SHOP SUPPLIES: HAND CLEANERS



WOD303CSA



WOD503CSA



WOD423CSA



WOD623CSA

Medicated Hand Cleaners

WOD303CSA Medicated Hand Cleaner

- Fresh orange scent
- Case of (4) 4-1/2 lb cans

WOD503CSA Medicated Hand Cleaner

- Case of (4) 4-1/2 lb cans

Pumice Hand Cleaners

WOD423CSA Pumice Hand Cleaner

- Extra-strength pumice hand cleaner with antiseptic ingredient
- Fresh orange scent
- Case contains (4) 4-1/2 lb cans

WOD623CSA Pumice Hand Cleaner

- Case contains (4) 4-1/2 lb cans



WOD2025ACSA



WOD2325ACSA



WOD2018ACSA



WOD2115ACSA



WOD2164ACSA



WOD2264ACSA



WOD2518ACSA



WOD2525ACSA



WOD1125ACSA



WOD1025ACSA

Water-Activated Hand Cleaners

WOD2025ACSA 84 oz Water-Activated Hand Cleaner (4 pk)

- Case of (4) 84 oz bottles
- Requires WOD1027 Pump-Style Hand Cleaner Dispenser

WOD2325ACSA 84 oz Redline High-Performance Hand Cleaner (4-pack)

- Case of (4) 84 oz bottles
- Requires WOD1027HT Pump-Style Hand Cleaner Dispenser

WOD2018ACSA Water-Activated Hand Cleaner

- Portable size is perfect for a tool box, cart or at home
- Squeeze bottle with no-drip nozzle
- Case of (12) 18 oz bottles

WOD2115ACSA Nitro-Gold Hand Cleaner

- For use in WOD8207 Auto Dispenser or WOD8307 Manual Dispenser
- Case of (4)

WOD2164ACSA Nitro-Gold Hand Cleaner

- Concentrated, water-activated formula contains fibril, a natural cellulose scrubber, helpful in removing the hardest-to-remove substances, such as grease, grime, fifth wheel grease, etc.
- 100% biodegradable surfactants that are eco-friendly
- No solvents to dry your skin
- Soybean oil for added cleansing and skin conditioning
- 1/2-gallon dispenser with pump and handle for easy transport

WOD2264ACSA Black Cherry Hand Cleaner

- Concentrated, water-activated formula contains fibril, a natural cellulose scrubber, helpful in removing the hardest-to-remove substances, such as grease, grime, fifth wheel grease, etc.
- 100% biodegradable surfactants are eco-friendly
- No solvents to dry your skin
- Soybean oil for added cleansing and skin conditioning
- 1/2-gallon dispenser with pump and handle for easy transport

WOD2518ACSA Black Cherry Hand Cleaner 18 oz

- No solvents means it won't dry your skin
- Very appealing black cherry fragrance
- Non-drying formulation
- Eco-friendly
- 100% biodegradable
- Environmentally safe

WOD2525ACSA 84 oz Black Cherry Hand Cleaner (4 pk)

- No solvents to dry your skin
- 100% biodegradable surfactants that are eco-friendly
- Soybean oil for added cleansing and skin conditioning
- Very appealing black cherry fragrance
- Non-drying formulation

WOD1125ACSA Water-Activated Hand Cleaner

- Water-activated, solvent-free, concentrated cleansing formula for the toughest soils
- Soybean oil, surfactants, conditioners and fibril to cleanse and condition your skin
- 100% biodegradable

WOD1025ACSA Nitro-Gold Water-Activated Hand Cleaner

- Water-activated, solvent-free, concentrated cleansing formula for the toughest soils
- Soybean oil, surfactants, conditioners and fibril to cleanse and condition your skin
- 100% biodegradable

Hand Cleaner Dispensers

WOD507 Heavy-Duty Hand Cleaner Dispenser

- Convenient for wall mounting
- Fits 4-1/2 lb can of hand cleaner

WOD1027 Pump-Style Hand Cleaner Dispenser

- Wall-mounted, pump-style dispenser for WOD2025ACSA or WOD2325ACSA hand cleaners in 84 oz bottles

WOD1027HT Pump-Style Hand Cleaner Dispenser

- Wall-mounted, pump-style dispenser for WOD2025ACSA or WOD2325ACSA hand cleaners in 84 oz bottles

WOD8207 Automatic Hand Cleaner Dispenser

- Auto-dispensing portion control means no waste, dripping or cross-contamination
- Over 900 washes per refill bottle
- Auto dispenser eliminates grease and grime accumulating on dispenser
- (4) D batteries will last 30,000 cycles (over 30 refills) or more than 18 months of battery life
- Sleek, ergonomic, attractive design is less than 4" wide, meeting the fire marshal code for hallways

WOD8307 Manual Hand Cleaner Dispenser

- Proprietary unit, refills only from your authorized Snap-on® franchisee (Refill: WOD2115ACSA)
- 2 ml dispenses with each activation and 750 hand washes per refill
- Sleek ergonomic and attractive design, less than 4" wide, meeting the fire marshal code for hallways
- Tamper-resistant and keyless locking cover
- Dispense from bottom, eliminating unused hand cleaner in refill

WOD1127 Touch-Free Hand Cleaner Dispenser

- Metered control for the exact amount needed to clean hands
- Long battery life with up to 80,000 activations
- No dripping, mess, or wasted soap
- Sleek, narrow design requires less wall space
- Works with WOD1025ACSA Nitro-Gold and WOD1125ACSA Black Cherry Hand Cleaner bottles

KASNTZR1 Sanitizer Bracket

- Optional multi-use Slots-N-Dots™ adaptor plate available for Snap-on® tool storage customers
- For use with WOD9007SO Manual Sanitizer Dispenser

WOD9007 Manual Sanitizer Dispenser

- For use with WOD5030 750 ml Alco-Gel Hand Sanitizer refills
- Compatible with KASNTZR1 Sanitizer Bracket for mounting to Snap-on® tool storage units



WOD507

WOD1027

WOD1027HT



WOD8207



WOD8307



WOD1127



KASNTZR1



WOD9007

Hand and Shop Towels

WOD5020 Hand and Tool Cleaning Towels

- Convenient hand towels for cleaning oil and grease from tools or hands
- Towels contain lanolin



WOD5020

Fingernail/Hand Brushes

WOD1000A Fingernail Brush

- Use with any WOD Series hand cleaner



WOD1000A



- Do not ingest or use on face.
- See safety information in the current Snap-on catalog.
- Read Safety Precautions on pages W1-W4

SHOP SUPPLIES: HAND CLEANERS



WOD5030CSA

Hand Sanitizer

WOD5030CSA 750 ml Alco-Gel Hand Sanitizer (4 pk)

- Formulated to kill 99.99% of common illness-causing germs
- Contains 70% ethyl alcohol
- Contains silicon conditioner, leaving hands smooth
- Refreshing and light citrus scent
- 1,000 uses per 750 ml refill
- For most effective sanitizing, allow hands to air dry for 30 seconds
- For use when soap and water is not available
- Snap-on® sanitizer and corresponding dispenser are manufactured in a hassle-free proprietary format—Snap-on® dispensers only accept Snap-on® sanitizer
- Optional multi-use Slots-N-Dots™ adaptor plate available for Snap-on® tool storage customers

KNEE PADS/APRONS/BACK SUPPORT



KNEEPAD2



KNEEPAD3

Knee Pads

KNEEPAD2 Kneepads

- Polypropylene cap protects against floor debris
- Outer cap is securely attached to padded nylon inner pad for maximum comfort
- Extra-wide hook-and-loop straps for easy on/off
- Lightweight

KNEEPAD3 Gel Cushioned Kneepads

- Wide neoprene rear lower flap reduces chafing
- Gel cushioned for maximum comfort
- Hook-and-loop straps for easy on/off, secure fit and comfort
- Hinged pad extensions for a comfortable fit



GA226

Aprons

GA226 Chemical Resistant Apron

- Excellent splash protection against most mild chemicals
- PVC apron material is acid and alkali resistant
- Adjustable neck strap
- 100% waterproof
- Larger size for extended coverage (35" W x 47" L)
- One size fits most



BACK1L

Colors and Sizes Available



Size	Black	Red
Small:	SBK	S
Medium:	MBK	M
Large:	LBK	L
XL:	XLBK	XL

ADD SUFFIX TO STOCK NUMBER FOR SPECIAL COLORS AND SIZES.



BACK1LBK

Back Supports

- Curved, firm support pads help reduce back fatigue
- Unique patented lumbar pad design to firmly support the lower back
- Not a replacement for proper workplace design and proper training in lifting, twisting and bending movements

Stock No.	Size
BACK1S	Small, 27–32" waist
BACK1M	Medium, 31–36" waist
BACK1L	Large, 35–40" waist
BACK1XL	XL, 39–44" waist



DIAGNOSTICS



OVERVIEW

839–840

APOLLO-Dg™

842

TRITON-D10™

843

ZEUS™+

844

ETHOS® EDGE

845

SOLUS LEGEND®

846

VANTAGE® LEGEND

847

DIAGNOSTIC THERMAL TOOLS

848–849

ACCESSORIES

849–870

SOFTWARE

871–872

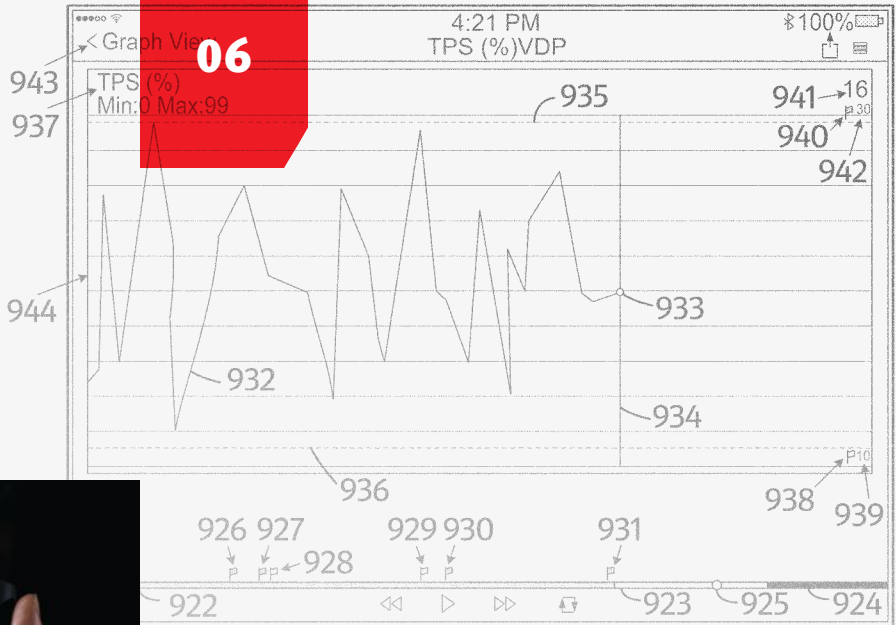
HEAVY-DUTY PRO-LINK® EDGE

873–878



“For decades my team has relied on Snap-on diagnostic platforms. I chose them for my shop because they offer maximum capability, giving us what we need to achieve our mission.”

Ryan Snow
CEO at St. George Transmission & Automotive



EEMS348EUR
ZEUS™+ Intelligent Diagnostics and Information System

Fig. 10

**CONSTANTLY
LOOKING AHEAD.
AND INTO
PLACES NO ONE
ELSE CAN SEE.**

The first step toward solving a problem is to identify it. And there's no automotive problem Snap-on® diagnostic tools can't uncover. Our software spans a broader range of makes and models than ever before. Fast-Track® Intelligent Diagnostics enables you to rapidly pinpoint issues without unnecessary data weighing you down. And our hardware has undergone continuous improvement, with smaller and lighter platforms, brighter screens, and tougher housings for greater durability. With Snap-on diagnostics, identifying a problem is no problem at all.

DIAGNOSTICS QUICK REFERENCE GUIDE

Whether you're a technician who's just starting out or a veteran of the shop, Snap-on has a diagnostic tool that's sure to fit.



APOLLO-D9™



TRITON-D10™

Platform Features	APOLLO-D9™	TRITON-D10™
Automotive Coverage	•	•
Motorcycle Coverage	•	•
Exclusive Intelligent Diagnostics* Access	•	•
Preselected Technical Service Bulletins Specific To The Code and Vehicle	•	•
Access To Smart Data For Code Specific Data	•	•
Preselected Functional Tests and Resets Specific To The Code and Vehicle	•	•
Preselected Guided Component Tests Specific To The Code and Vehicle		•
Color Display Screen	9"	10"
Touch Screen Operation	•	•
Hi-Speed Wireless Vehicle Connection		
Intuitive System Menu	•	•
Topic-Specific Help		
Exclusive Suretrack® Expert Information	•	•
Instant ID	•	•
Quick Look-Ups From Home Screen	•	•
Tire & Wheel Service	•	•
Oil Change Specs and Resets	•	•
One-Touch Code Scan & Clear	•	•
Code Scan Report	•	•
Vehicle System Report	•	•
Pre-/Post-Scan Report Auto Upload To Snap-On® Cloud	•	•
Device Screen Shots and Photos Upload To Snap-On® Cloud		
OEM-Specific Fault Codes	•	•
Functional Tests & Bi-Directional Controls	•	•
Enhanced Service Resets & Relearns Menu, Tsbs & Component-Based Top Relearns and Adaptations	•	•
Scope Multimeter		•
Live Data Graphing (Scanner and/or Scope)	•	•
Side-By-Side Ctm and Scanner Viewing		
Exclusive Guided Component Tests		•
Onboard Ctm Training Courses		•
Wi-Fi® Enabled	•	•
Internet Browser		
Software Subscription Program	•	•
Online Software Update Via ShopStream Connect™		
Over-Air Automatic Software Update	•	•
ShopKey® Repair Information (Optional)		
ShopKey® Management System (Optional)		
Internal 60 Gb Solid State Drive		
Onboard Camera		
Wireless Printing		
Microsoft® Security Essentials		
Install Your Own Software Applications		
Docking Station with Hdmi Port For External Display (Optional)		

*Available for automotive coverage only

*For full functionality, a subscription or current software license must be in place.

Some functions require Internet access

Some functions not available for all vehicle makes

APOLLO-D9™ DIAGNOSTIC AND INFORMATION SYSTEM**APOLLO D9™****EESC335EUR****APOLLO-D9™ Intelligent Diagnostics Scan Tool****EESC335EUR APOLLO-D9™ Intelligent Diagnostics Scan Tool**

- Scan for vehicle fault codes/diagnostic trouble codes (DTCs)
- OEM TSBs specifically related to the vehicle and DTC
- “Smart Data” automatically displays vehicle data parameters (PIDs) relevant to fault code; saves time by filtering unrelated data parameters
- Highlights vehicle data out of expected range
- Functional tests to verify component operation; Reset procedures to complete the repair after component replacement—only those that pertain to that fault code are shown
- Fast and easy icon navigation operates completely by touchscreen; alternatively, use the 4-way keypad and Y/N button
- Enhanced coverage for nearly 50 makes without the cost and complexity of factory scan tools
- Receive software upgrades and service releases via Wi-Fi® (*with applicable software agreement)
- OEM-specific coverage for dozens of vehicle systems, including new systems techs need, like hybrids, TPMS, steering, body controls, EVAP, clean diesels and more
- Read and clear trouble codes; display detailed trouble code descriptions
- Graph from one to four live data parameters (PIDs) simultaneously; view up to eight data parameters in text mode
- Print, save, share and view vehicle system reports via Snap-on® cloud
- Powerful functional tests and bi-directional controls provide control of vehicle systems for repair validation and confident diagnosis
- Never stop to recharge; unique steady-charge battery technology charges via data cable when connected to vehicle
- Overall dimensions: 11.8" W x 6.4" H x 1.6" D (299 x 162 x 40.3 mm); weight (including battery) 2.6 lb (1.18 kg)
- 9" capacitive touchscreen color for improved readability from any angle and superior visibility indoors or out; 1,024 x 600 pixel
- Includes scan tool, upgradable software on microSD card, keyless data cable for all OBD-II vehicle applications (9' with LED flashlight), Lithium-ion battery pack, 120 VAC power adaptor and cord, USB cable for PC connection, quick-start guide, safety instructions and custom-fit nylon carrying case
- Access to comprehensive OEM-specific motorcycle coverage for nine Domestic, Asian and European makes as far back as 2000—as well as automotive coverage for 49 Domestic, Asian and European vehicles as far back as 1980—to help take on more jobs



EEMS344EUR

TRITON-D10™ Diagnostic and Information Systems

EEMS344EUR TRITON-D10™

- Scan for vehicle fault codes/diagnostic trouble codes (DTCs)
- OEM TSBs specifically related to the vehicle and DTC
- “Smart Data” automatically configures the display to show vehicle data parameters (PIDs) relevant to the fault code—non-related data parameters are filtered out, to save time
- Highlights vehicle data that is out of expected range
- Functional tests to verify component operation; reset procedures to complete the repair
- Guided component tests for the specific fault code and vehicle ensure support throughout the diagnostic process
- Receive software upgrades and service releases via Wi-Fi® (with applicable software agreement)
- Quick access menu allows user to switch quickly between functions at any time—without having to go back to the start of the process
- Generate pre- and post-scan reports including ADAS recalibration reports
- Fast and easy navigation with a 10" capacitive color touchscreen display for improved readability from any angle and superior visibility indoors or out; 1,024 x 600 pixel
- Enhanced coverage for nearly 50 makes without the cost and complexity of factory scan tools
- OEM-specific coverage for dozens of vehicle systems, including the new systems techs need, like hybrids, TPMS, steering, body controls, EVAP, clean diesels and more
- Read and clear trouble codes; display detailed trouble code descriptions on-screen
- Graph from one to four live data parameters (PIDs) simultaneously; view up to eight data parameters in text mode and capture all of the data all of the time
- Print/save/share/view vehicle system reports via the Snap-on® cloud
- Powerful functional tests and bi-directional controls provide control of vehicle systems for repair validation and a confident diagnosis
- Never stop to recharge—unique steady-charge battery technology charges through data cable when connected to the vehicle
- High-capacity MicroSD® card contains the diagnostic software and stores your data files
- Access to comprehensive OEM-specific motorcycle coverage for nine Domestic, Asian and European makes as far back as 2000—as well as automotive coverage for 49 Domestic, Asian and European vehicles as far back as 1980—to help take on more jobs
- Overall dimensions: 12.8" W x 1.6" D x 7" H (326 mm W x 40 mm D x 17 mm H)
- Weight (including battery): 3.1 lb



WARNING



- Read and follow safety messages in the instructions.
- Do not use in environment with explosive vapor.
- Read Safety Precautions on pages W1–W4

ZEUS+™ DIAGNOSTIC AND INFORMATION SYSTEM**ZEUS+****EEMS348EUR****ZEUS™ Intelligent Diagnostics and Information System****EEMS348EUR ZEUS™+ Intelligent Diagnostics and Information System**

- Scan for vehicle fault codes/diagnostic trouble codes (DTCs)
- OEM TSBs specifically related to the vehicle and DTC
- “Smart Data” automatically configures the display to show vehicle data parameters (PIDs) relevant to the fault code—non-related data parameters are filtered out, to save you time
- Highlights vehicle data that is out of expected range
- Functional tests to verify component operation; Reset procedures to complete the repair after component replacement—only those that pertain to that fault code are shown
- Guided Component Tests, filtered to show those suggested relevant to the DTC
- Optional ShopKey® Pro Repair Information
- Integrated diagnostic suite for fast, easy navigation: scan tool, lab scope, Guided Component Tests, SureTrack® expert information, TSBs, Oil specs and resets, data manager, optional ShopKey® Pro
- Vehicle System Report shows all fault codes, readiness monitors in a customer-friendly format—helps to sell services and communicate with customer
- Compact Scan Module is cordless, wireless, easy to carry and conveniently out of the way when connected
- One-Touch Full Vehicle Code Scan and Clear quickly checks and clears codes for all available modules on the vehicle
- OEM diagnostic functions, tests and coverage previously found only in expensive factory tools
- Fully detached 4-channel scope module to allow for complete mobility
- Exclusive Fast-Track® Guided Component Tests show what to test, how to connect and what results to look for—avoids unnecessary parts replacement
- Thin and light tablet display, with a 12", 1920 x 1080 high-resolution capacitive touchscreen display for precise detail
- Keep working with battery charge lasting for up to 9 hours with LED battery indicator light
- Boots from cold in about a minute; powers up from Ready Mode in just 5 seconds
- Two USB-A 3.0 inputs and USB-C for power and display
- Built-in microphone and dual speakers for high quality sound
- Built-in Wi-Fi® and Internet browser to access your choice of information resources wirelessly
- Bluetooth® to stay connected to the vehicle and the internet while moving freely around the service bay
- 8 megapixel camera with spotlight
- Stylus for easy navigation with built in spotlight
- 64 GB solid-state drive and a Quad-core Intel® Celeron® processor, and factory-installed Microsoft® antivirus and security essentials for secure operation



EESC332

ETHOS® Edge Series

EESC332 ETHOS® Edge Scan Tool

- Full-function diagnostics, including codes, live data graphing, functional tests, service light resets, relearns and adaptations
- Coverage includes 1983–current vehicles (US vehicles only)
- OEM-specific coverage for 49 domestic, Asian and European makes
- Access to comprehensive OEM-specific motorcycle coverage for nine Domestic, Asian and European makes as far back as 2000—as well as automotive coverage for 49 Domestic, Asian and European vehicles as far back as 1980—to help take on more jobs
- Large, full-color 5.6" VGA touchscreen for precise graphing and detailed results
- Embedded SMX® Operating System is dedicated to diagnostic functions for fast, reliable operation
- Steady-charge system charges the lithium-ion battery from the vehicle, eliminating changing or charging batteries
- Super-fast startup—ready to work in just five seconds
- Automatic vehicle ID eliminates the need to manually enter the VIN
- One-touch full vehicle code scan and clear quickly checks and clears codes for all available modules on the vehicle
- High-capacity microSD® card contains diagnostic software and stores the data files
- Customizable tools: pause and review live data, create custom data lists, set min/max triggers to flag abnormal data and zoom in on graphs to monitor vehicle performance over time
- Detailed trouble code definitions, live data, functional tests, relearns, and adaptations
- Ability to record all available live data parameters and graph any four on screen simultaneously

Includes:

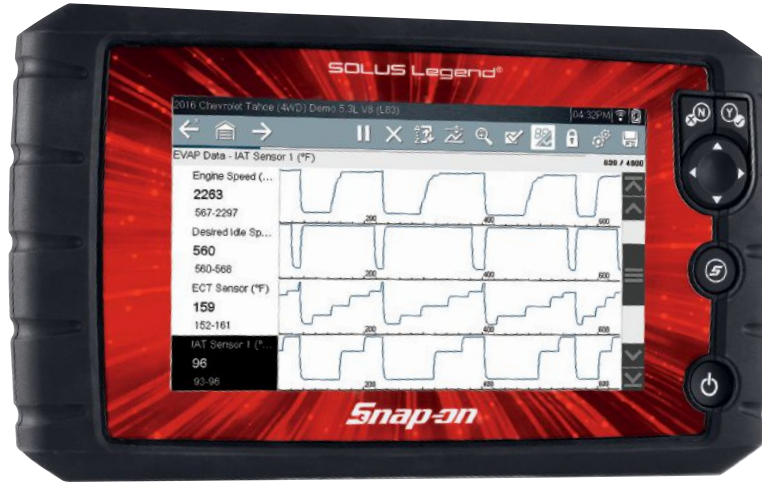
- ETHOS® Edge scan tool
- 5' data cable with a key-less OBD-II connector
- USB cable for connection to a PC
- Padded nylon carry case
- Battery pack
- AC power adaptor
- Quick-start guide



WARNING



- Read and follow safety messages in the instructions.
- Do not use in environment with explosive vapor.
- Read Safety Precautions on pages W1–W4

SOLUS Legend® SERIES**SOLUS Legend®****EESC336EUR****SOLUS Legend® Series****EESC336EUR SOLUS Legend®**

- Full vehicle diagnostic capabilities and motorcycle diagnostics in just one tool, updated with a new design
- Access to comprehensive OEM-specific motorcycle coverage for nine Domestic, Asian and European makes as far back as 2000—as well as automotive coverage for 49 Domestic, Asian and European vehicles as far back as 1980—to help take on more jobs
- Comprehensive diagnostics with codes, live data graphing, functional tests, relearns and adaptations
- Special functions, like brake bleeding, service light reset, compression tests and fuel tank drain, to help accelerate maintenance tasks
- Embedded SMX® operating system dedicated to diagnostic functions for fast, reliable operation
- SureTrack® expert information and real fixes, with verified parts replacement records for more confident repairs
- Detailed trouble code definitions, live data, functional tests, relearns and adaptations
- One-touch code scan and clear
- Custom data lists, freeze-frame, PID sorting, pause, zoom, PID trigger, snapshot and cursor functions
- USB port for PC connectivity: save, print, view and share using ShopStream Connect™
- Ability to record all available live data parameters and graph any four on screen at once
- High-capacity microSD™ card containing diagnostic software and for storing your data files
- Automatically upload vehicle system reports via Wi-Fi® to the Snap-on® Cloud (when using current software) and access them from your phone or computer; print, e-mail and text from there



EETM345

VANTAGE® Legend

EETM345 VANTAGE® Legend

- The perfect companion to any scan tool, updated with a new design
- High-speed 2-channel lab scope, digital and graphing meter, plus expert information and guided component tests makes it easy to verify component faults
- Exclusive Fast-Track® Troubleshooter Guided Component Tests verify component failures with test procedures, automatic meter setup, connector diagrams, component locator and waveform library
- Test components before replacing for accurate first-time repairs
- Our fastest operating system, with a super-fast startup in only five seconds—diagnostic results in only 30 seconds
- Easy one-touch navigation using a large 8" color touchscreen or keypad operation
- Vehicle-specific component tests for over 40 US, Asian and European makes, 1981–current
- PC connectivity via a USB port; save/share/view/print results via a ShopStream Connect™ application available at no charge
- Coverage for thousands of components on all major vehicle system, including engine, fuel, transmission, emissions, ignition, ABS, lighting, solenoids, valve train, cooling, climate, anti-theft, oxygen sensor and many more

- Save diagnostic results and screen images on the internal microSD® card
- 6 million samples/sec
- 3 MHz bandwidth
- Preset and custom meter settings
- Peak detect, cursors and glitch capture to help find problems other scopes miss

Includes:

- VANTAGE® Legend component test meter
- (2) shielded scope leads, probes, clips
- 110 V AC power adaptor
- High-energy lithium-ion battery pack
- Soft-sided nylon carry case

Optional Accessories:

- Precision low-amp probe
- Low-, medium- and high-pressure transducer
- Screen protectors
- Pressure adaptor (required for pressure transducer use)
- Organizers for three-series carts
- Organizers for four-series carts
- Wide range of ignition adaptors



WARNING



- Read and follow safety messages in the instructions.
- Do not use in environment with explosive vapor.
- Read Safety Precautions on pages W1–W4

DIAGNOSTIC THERMAL TOOLS



EETH300



EETH310

Diagnostic Thermal Tools

- Shows extreme temperatures from -4–840 °F (-20–450 °C)
- Detects problems all around the vehicle: brakes, heated seats, misfires, HVAC, worn bearings, belts, emission controls and many more
- Exclusive database of guided tests shows dozens of valuable automotive applications
- Reference images showing normal components and failed components, so the technician knows exactly what to look for
- Point at any area of the vehicle to see detailed images of an object's heat signature
- Includes Thermal Imager, microSD® card, AC charger, USB cable and a Quick Start Guide

EETH300 Diagnostic Thermal Imager

- Uses infrared imaging technology to reveal heat from friction, electrical resistance, pressure changes and more
- See precise detail with complete thermal images made up of 4,800 temperature zones
- Large 3-1/2" color screen so the technician doesn't miss a clue; 320 x 240 pixel resolution

EETH310 Diagnostic Thermal Imager Elite

- Using Wi-Fi®, upload images to www.altusdrive.com to print, store and share images captured on the Thermal Imager Elite
- Large 4.3" color screen so the technician doesn't miss a clue; 320 x 240 pixel resolution
- Customized views on screen assist in diagnosis and pinpointing location; choose from picture-in-picture, full-thermal and side-by-side



EETH311

Diagnostic Thermal Tools

EETH311 Diagnostic Thermal Laser

- Thermal image blending with a visible-light camera to provide more detail
- 2.8" colored display with 32 x 32 thermal sensor resolution for clear and accurate viewing
- Temperature readings of up to 1,800 °F (982 °C) in laser mode, great for diagnosing and troubleshooting catalytic converters, exhaust manifolds and DPFs
- Delta feature in laser mode for capturing high and low readings, as well as their difference (delta), ideal for checking inlet and outlet temperatures of catalytic converters
- Stores hundreds of images
- Laser pointer for pinpoint accuracy on faulty parts

- LED light for use under dashes and in dark engine bays
- Images are captured with a pull of the trigger; saved images can be used for reference and to create convincing repair orders
- Pistol-grip ergonomics for comfort and convenient access to tight locations
- Rechargeable high-power lithium-ion battery with up to an 8-hour charge life and convenient battery level indicator
- USB cable for charging and transferring files to a computer to share with customers
- Includes the Thermal Laser, AC charger, USB cable and a Quick Start Guide

DIAGNOSTIC THERMAL IMAGER ACCESSORIES



2-05639A01

Diagnostic Thermal Imager Accessories

2-05639A01 USB Charger/Cable

- AC power adaptor powers the Diagnostic Thermal Imager (EETH300), Diagnostic Thermal Imager Elite (EETH310), or Diagnostic Thermal Laser (EETH311A)

2-06350A Thermal Imager Battery Pack

- Interchangeable battery pack provides the opportunity to keep a spare battery pack charged up and at the ready
- Will not fit the EETH310 Diagnostic Thermal Imager Elite, or EETH311A Diagnostic Thermal Laser

2-06650A Thermal Imager Li-Ion Battery Pack

- Lithium-ion battery fits the EETH310 Diagnostic Thermal Imager Elite
- Will not fit the EETH300 Diagnostic Thermal Imager or the EETH311A Diagnostic Thermal Laser



• Read Safety Precautions on pages W1-W4

APOLLO-D9™ ACCESSORIES

APOLLO D9™



EAA0355L93A



EAK0301B07D



EAX0066L07A

Apollo-D9™ Accessories

Stock No.	Description
2-06250A	Battery Pack
2-60666A	Power Supply
APOD9FOAM2	Foam Drawer Inserts, APOLLO-D9™/VANTAGE® Series, for KRSC246 Cart
APOD9FOAM3	Foam Drawer Inserts, APOLLO-D9™/VANTAGE® Series for 3-series Carts
APOD9FOAM4	Foam Drawer Inserts, APOLLO-D9™/VANTAGE® Series for 4-series Carts
EAA0355L10A	GM®-1 Adaptor
EAA0355L20C	Ford®-1A Adaptor
EAA0355L30A	Chrysler®-1 Adaptor
EAA0355L31A	Chrysler®-2 Adaptor
EAA0355L40A	Nissan®-1 Adaptor
EAA0355L42A	Multi-2 Import Adaptor
EAA0355L49A	Jeep®-1 Adaptor
EAA0355L50A	Toyota®-1 Adaptor
EAA0355L51A	Hyundai®-2 Adaptor
EAA0355L52A	Toyota®-2 Adaptor
EAA0355L53A	Mazda®-1 Adaptor
EAA0355L56A	VW®-1 Adaptor
EAA0355L58A	Nissan®-2 Adaptor
EAA0355L62A	Mercedes-Benz® Adaptor
EAA0355L70A	Ford®-4 Adaptor
EAA0355L74A	BMW® Adaptor
EAA0355L75A	MB-2A Adaptor
EAA0355L90B	Multi-1 Universal Adaptor
EAA0355L93A	Data Cable Converter, Adaptor J1962 to DB15M

Stock No.	Description
EAK0301B06B	European Vehicle Personality Key Kit
EAK0301B07D	European Vehicle Keys and Adaptors Kit
EAK0301B10B	Scan Adaptor Set, OBD-I, Pre-1996
EAK0312L19A	Carry Case, Padded
EAK0313L05A	Compact Tote Case
EAK0347L01A	Smart Vehicle Interface for Harley-Davidson®
EAK0347L20A	Smart Vehicle Interface Adaptor Kit, BMW®
EAK0347L21A	Smart Vehicle Interface Adaptor Kit, DLC Adaptor
EAK0347L22A	Smart Vehicle Interface Adaptor Kit, Harley-Davidson®
EAK0347L23A	Smart Vehicle Interface Adaptor Kit, Indian® and Victory®
EAK0347L24A	Smart Vehicle Interface Adaptor Kit, Ducati®
EAK0347L25A	Smart Vehicle Interface Adaptor Kit, Suzuki®
EAK0347L26A	Smart Vehicle Interface Adaptor Kit, Honda®
EAK0347L27A	Smart Vehicle Interface Adaptor Kit, Kawasaki®-1
EAK0347L28A	Smart Vehicle Interface Adaptor Kit, Kawasaki®-2
EAK0347L29A	Smart Vehicle Interface Adaptor Kit, Kawasaki®-3
EAK0347L30A	Smart Vehicle Interface Adaptor Kit, Yamaha®
EAK0347L35A	Smart Vehicle Interface Adaptor Kit, ISO-1, All Makes
EAX0066L04B	Power Cable, Battery Clip, 12 V
EAX0066L05B	USB Interface Cable
EAX0066L07A	Power Sports, Battery Clip, Charger Connector, 12 V
EAX0066L10B	Power Cable, Power Outlet Plug, 12 V
EAX0066L41A	Ground Leads
EAX0066L43A	Adaptor Wire Terminal Kit
EAX0073L02A	OBD-II / DoIP Long Data Cable with Light (9 ft)
EAZ0120L16A	Shop Banner, 8 x 2', APOLLO-D9™

TRITON-D10™



EAC0056L00A



EAK0301B06B



EAX0073L02A



EETA308D



EETM306A09

TRITON-D10™ Accessories

Stock No.	Description
2-06250A	Battery Pack
2-06433A1	Black Alligator Clip
2-06433A4	Yellow Alligator Clip
2-06433A5	Green Alligator Clip
2-09542A1	Test Probe Scope
2-09542A2	Test Probe Scope Red
6-03022A	Channel 1 Yellow/Black Lead
6-03122A	Channel 2 Green/Black Lead
AAA0355L93A	Data Cable Converter, Adaptor J1962 to DB15M
EAC0056L00A	Pickup, 1-Flag, Generic COP/CIC Adaptor
EAC0056L03A	Pickup, Stick, Generic COP/CIC Adaptor
EAK0301B06B	European Vehicle Personality Key Kit
EAK0312L19A	Carry Case, Padded
EAK0347L20A	Smart Vehicle Interface Adaptor Kit, BMW®
EAK0347L21A	Smart Vehicle Interface Adaptor Kit, DLC Adaptor
EAK0347L22A	Smart Vehicle Interface Adaptor Kit, Harley-Davidson®
EAK0347L23A	Smart Vehicle Interface Adaptor Kit, Indian® and Victory®
EAK0347L24A	Smart Vehicle Interface Adaptor Kit, Ducati®
EAK0347L25A	Smart Vehicle Interface Adaptor Kit, Suzuki®
EAK0347L26A	Smart Vehicle Interface Adaptor Kit, Honda®
EAK0347L27A	Smart Vehicle Interface Adaptor Kit, Kawasaki®-1
EAK0347L28A	Smart Vehicle Interface Adaptor Kit, Kawasaki®-2
EAK0347L29A	Smart Vehicle Interface Adaptor Kit, Kawasaki®-3
EAK0347L30A	Smart Vehicle Interface Adaptor Kit, Yamaha®
EAK0347L35A	Smart Vehicle Interface Adaptor Kit, ISO-1, All Makes
EAK0360L07A	Soft-Sided Carrying Case

Stock No.	Description
EAX0066L04B	Power Cable, Battery Clip, 12 V
EAX0066L05B	USB Interface Cable
EAX0066L10B	Power Cable, Power Outlet Plug, 12 V
EAX0073L02A	OBD-II / DoIP Long Data Cable with Light (9 ft)
EAZ0120L03A	Shop Banner, 8 x 2', TRITON-D10™
EEMS324PSA	Adaptor, Pressure Transducer
EEPV302AH	Pressure Transducer with Cable, 0–5,000 PSI
EEPV302AL	Pressure Transducer with Cable, 0–100 PSI
EEPV302AT	Pressure Transducer with Cable, 0–500 PSI
EETA308D	Precision Low Amp Probe
EETA309A05A	Secondary Coil Adaptor Lead
EETM306A02	Secondary Ignition Clip-On Wire Adaptor
EETM306A05	CIC-2 Ignition Pickup
EETM306A08	Adaptor, Ignition Coil, Acura®/Honda®/Isuzu® (COP-4)
EETM306A09	Adaptor, Ignition Coil, Volvo®/BMW® (COP-5)
EETM306A10	Adaptor, Ignition Coil, Mercedes-Benz® (COP-6)
EETM306A11	Adaptor, Ignition Coil, Mercedes-Benz® Dual (COP-7)
EETM306A12	Adaptor, Ignition Coil, BMW® (COP-8)
EETM306A13	Adaptor, Ignition Coil, Lexus® (COP-9)
EETM306A14	Adaptor, Ignition Coil, Chrysler®/Jeep®/Lexus®/Toyota® (COP-11)
TRND10FOAM2	Foam Drawer Inserts, TRITON-D10™, for KRSC246 Cart
TRND10FOAM3	Foam Drawer Inserts, TRITON-D10™, for KRSC 3-Series Carts
TRND10FOAM4	Foam Drawer Inserts, TRITON-D10™, for KRSC 4-Series Carts



- Read and follow safety messages in the instructions.
- Do not use in environment with explosive vapor.
- Read Safety Precautions on pages W1–W4

ZEUS™ ACCESSORIES



6-03022A



EAA0418L04A



EAK0355L00A



EAX0068L27A

ZEUS™ Accessories

Stock No.	Description
2-04339A	Power Supply
2-06433A1	Black Alligator Clip
2-06433A2	Red Alligator Clip
2-06433A3	Blue Alligator Clip
2-06433A4	Yellow Alligator Clip
2-06433A5	Green Alligator Clip
2-09542A1	Test Probe Scope
2-09542A2	Test Probe Scope Red
6-03022A	Channel 1 Yellow/Black Lead
6-03122A	Channel 2 Green/Black Lead
6-03222A	Channel 3 Blue Lead
6-03322A	Channel 4 Red Lead
6-07121A	Power Cord for 2-04339A Power Supply
EAA0418L04A	Docking Station
EAA0418L05A	Battery Pack
EAA0418L11A	Stylus with Two Spare Tips
EAC0056L00A	Pickup, 1-Flag, Generic COP/CIC Adaptor
EAC0056L02A	Pickup, 3-Flag, Generic COP/CIC Adaptor
EAC0056L03A	Pickup, Stick, Generic COP/CIC Adaptor
EAC0107L19A1	Tempered Glass Screen Protector
EAK0294B09A	Ignition Lead Kit
EAK0301B06B	European Vehicle Personality Key Kit
EAK0333L20A	Carry Case, Padded
EAK0347L01A	Smart Vehicle Interface for Harley-Davidson®
EAK0351L01B	ZEUS™ Scan Adaptor Set, OBD-I, pre-1996
EAK0351L02B	ZEUS™ European Vehicle Keys and Adaptors Kit
EAK0355L00A	Scan Module Sleeve and Lanyard, fits EESM304A/SM5
EAX0024B10A	Pressure Transducer Cable

Stock No.	Description
EAX0024B30A	Pressure Transducer Extension Cable, 6'
EAX0066L22A	Adaptor Cable
EAX0066L04B	Power Cable, Battery Clip, 12 V
EAX0066L10B	Power Cable, Power Outlet Plug, 12 V
EAX0068L27A	OBD-I DA-6 Cable Adaptor
EAX0072L01A	DA-4EX OBD Cable Extender
EAZ0118L11A	ZEUS™ Shop Banner, 8 x 2'
EAZ0157L20A	Shop Banner, 8 x 2', ZEUS™
EEMS301A05	Split Lead Adaptor
EEPV302AH	Pressure Transducer with Cable, 0–5,000 PSI
EEPV302AL	Pressure Transducer with Cable, 0–100 PSI
EEPV302AT	Pressure Transducer with Cable, 0–500 PSI
EETA308D	Precision Low Amp Probe
EETA309A05A	Secondary Coil Adaptor Lead
EETA309A15	Secondary Ignition, SIA2000 Adaptor
EETM303A05A	Inductive RPM Pickup
EETM306A02	Secondary Ignition Clip-On Wire Adaptor
EETM306A05	CIC-2 Ignition Pickup
EETM306A08	Adaptor, Ignition Coil, Acura®/Honda®/Isuzu® (COP-4)
EETM306A09	Adaptor, Ignition Coil, Volvo®/BMW® (COP-5)
EETM306A10	Adaptor, Ignition Coil, Mercedes-Benz® (COP-6)
EETM306A11	Adaptor, Ignition Coil, Mercedes-Benz® Dual (COP-7)
EETM306A12	Adaptor, Ignition Coil, BMW® (COP-8)
EETM306A13	Adaptor, Ignition Coil, Lexus® (COP-9)
EETM306A14	Adaptor, Ignition Coil, Chrysler®/Jeep®/Lexus®/Toyota® (COP-11)
ZEUSFOAM3	Foam Drawer Inserts, ZEUS™, KRSC 3-Series Carts
ZEUSFOAM4	Foam Drawer Inserts, ZEUS™, KRSC 4-Series Carts

ETHOS® Edge



EAA0355L93A

EAK0301B07D

EAK0347L28A



EAK0347L01A

ETHOS® Edge Accessories

Stock No.	Description
2-06250A	Battery Pack
2-60666A	Power Supply
EAA0355L93A	Data Cable Converter, Adaptor J1962 to DB15M
EAC0110L35A3	Display Protectors
EAK0301B06B	European Vehicle Personality Key Kit
EAK0301B07D	European Vehicle Keys and Adaptors Kit
EAK0301B10B	Scan Adaptor Set, OBD-I, Pre-1996
EAK0312L19A	Carry Case, Padded
EAK0313L05A	Compact Tote Case
EAK0347L01A	Smart Vehicle Interface for Harley-Davidson®
EAK0347L20A	Smart Vehicle Interface Adaptor Kit, BMW®
EAK0347L21A	Smart Vehicle Interface Adaptor Kit, DLC Adaptor

Stock No.	Description
EAK0347L22A	Smart Vehicle Interface Adaptor Kit, Harley-Davidson®
EAK0347L23A	Smart Vehicle Interface Adaptor Kit, Indian® and Victory®
EAK0347L24A	Smart Vehicle Interface Adaptor Kit, Ducati®
EAK0347L25A	Smart Vehicle Interface Adaptor Kit, Suzuki®
EAK0347L26A	Smart Vehicle Interface Adaptor Kit, Honda®
EAK0347L27A	Smart Vehicle Interface Adaptor Kit, Kawasaki®-1
EAK0347L28A	Smart Vehicle Interface Adaptor Kit, Kawasaki®-2
EAK0347L29A	Smart Vehicle Interface Adaptor Kit, Kawasaki®-3
EAK0347L30A	Smart Vehicle Interface Adaptor Kit, Yamaha®
EAK0347L35A	Smart Vehicle Interface Adaptor Kit, ISO-1, All Makes
EAX0066L04B	Power Cable, Battery Clip, 12 V
EAX0066L10B	Power Cable, Power Outlet Plug, 12 V
EAX0066L81A	USB Interface Cable

SOLUS Legend®

SOLUS Legend® Accessories

Stock No.	Description
EAZ0110L30A	Shop Banner, 8 x 2', SOLUS Legend®



• Do not use in environment with explosive vapor.
• Read Safety Precautions on pages W1-W4

VANTAGE® Legend ACCESSORIES

VANTAGE® Legend



2-04650A



EAC0111L76A3



EEPV302AH



EETM306A12

VANTAGE® Legend Accessories

Stock No.	Description
1-12085A	Storage Bag
2-04650A	Battery Pack
2-06433A1	Black Alligator Clip
2-06433A4	Yellow Alligator Clip
2-06433A5	Green Alligator Clip
2-09542A1	Test Probe Scope
2-09542A2	Test Probe Scope Red
2-12203A	RCA Gender Adaptor
2-60666A	Power Supply
6-03022A	Channel 1 Yellow/Black Lead
6-03122A	Channel 2 Green/Black Lead
APOVANFOAM2	Foam Drawer Inserts, APOLLO-D8™/VANTAGE® Series for KRSC246 Cart
APOVANFOAM3	Foam Drawer Inserts, APOLLO-D8™/VANTAGE® Series for 3-Series Carts
APOVANFOAM4	Foam Drawer Inserts, APOLLO-D8™/VANTAGE® Series for 4-Series Carts
EAC0056L00A	Pickup, 1-Flag, Generic COP/CIC Adaptor
EAC0056L03A	Pickup, Stick, Generic COP/CIC Adaptor
EAC0111L76A3	Display Protectors
EAK0312L19A	Carry Case, Padded
EAK0313L05A	Compact Tote Case

Stock No.	Description
EAX0024B10A	Pressure Transducer Cable
EAX0024B30A	Pressure Transducer Extension Cable, 6'
EAX0066L05B	USB Interface Cable
EEMS324PSA	Adaptor, Pressure Transducer
EEPV302AH	Pressure Transducer with Cable, 0–5,000 PSI
EEPV302AL	Pressure Transducer with Cable, 0–100 PSI
EEPV302AT	Pressure Transducer with Cable, 0–500 PSI
EETA308D	Precision Low Amp Probe
EETA309A05A	Secondary Coil Adaptor Lead
EETM306A02	Secondary Ignition Clip-On Wire Adaptor
EETM306A05	CIC-2 Ignition Pickup
EETM306A08	Adaptor, Ignition Coil, Acura®/Honda®/Isuzu® (COP-4)
EETM306A09	Adaptor, Ignition Coil, Volvo®/BMW® (COP-5)
EETM306A10	Adaptor, Ignition Coil, Mercedes-Benz® (COP-6)
EETM306A11	Adaptor, Ignition Coil, Mercedes-Benz® Dual (COP-7)
EETM306A12	Adaptor, Ignition Coil, BMW® (COP-8)
EETM306A13	Adaptor, Ignition Coil, Lexus® (COP-9)
EETM306A14	Adaptor, Ignition Coil, Chrysler®/Jeep®/Lexus®/Toyota® (COP-11)
SOLVANEFOAM3	Foam Drawer Inserts, SOLUS™ Series and VANTAGE® Series for KRSC30/31/32 Series Roll Carts
SOLVANEFOAM4	Foam Drawer Inserts, SOLUS™ Series and VANTAGE® Series for KRSC40/46 Series Roll Carts

APOLLO D8™



2-60666A



EAK0347L21A



EAK0347L26A



EAK0347L01A

Apollo-D8™ Accessories

Stock No.	Description
2-06250A	Battery Pack
2-60666A	Power Supply
APOVANFOAM2	Foam Drawer Inserts, APOLLO-D8™/VANTAGE® Series for KRSC246 Cart
APOVANFOAM3	Foam Drawer Inserts, APOLLO-D8™/VANTAGE® Series for 3-Series Carts
APOVANFOAM4	Foam Drawer Inserts, APOLLO-D8™/VANTAGE® Series for 4-Series Carts
EAA0355L93A	Data Cable Converter, Adaptor J1962 to DB15M
EAC0111L76A3	Display Protectors
EAC0118L46A	Hard Shell Carry Case
EAK0301B06B	European Vehicle Personality Key Kit
EAK0301B07D	European Vehicle Keys and Adaptors Kit
EAK0301B10B	Scan Adaptor Set, OBD-I, Pre-1996
EAK0312L19A	Carry Case, Padded
EAK0313L05A	Compact Tote Case

Stock No.	Description
EAK0347L01A	Smart Vehicle Interface for Harley-Davidson®
EAK0347L20A	Smart Vehicle Interface Adaptor Kit, BMW®
EAK0347L21A	Smart Vehicle Interface Adaptor Kit, DLC Adaptor
EAK0347L22A	Smart Vehicle Interface Adaptor Kit, Harley-Davidson®
EAK0347L23A	Smart Vehicle Interface Adaptor Kit, Indian® and Victory®
EAK0347L24A	Smart Vehicle Interface Adaptor Kit, Ducati®
EAK0347L25A	Smart Vehicle Interface Adaptor Kit, Suzuki®
EAK0347L26A	Smart Vehicle Interface Adaptor Kit, Honda®
EAK0347L27A	Smart Vehicle Interface Adaptor Kit, Kawasaki®-1
EAK0347L28A	Smart Vehicle Interface Adaptor Kit, Kawasaki®-2
EAK0347L29A	Smart Vehicle Interface Adaptor Kit, Kawasaki®-3
EAK0347L30A	Smart Vehicle Interface Adaptor Kit, Yamaha®
EAK0347L35A	Smart Vehicle Interface Adaptor Kit, ISO-1, All Makes
EAX0066L04B	Power Cable, Battery Clip, 12 V
EAX0066L05B	USB Interface Cable
EAX0066L10B	Power Cable, Power Outlet Plug, 12 V



- Read and follow safety messages in the instructions.
- Do not use in environment with explosive vapor.
- Read Safety Precautions on pages W1–W4

TRITON-D8® ACCESSORIES

TRITON-D8®



2-06433A1



2-06433A4



2-06433A5



EAC0111L76A3



EEMS324PSA



EETM306A13

TRITON-D8® Accessories

Stock No.	Description
1-12085A	Storage Bag
2-06250A	Battery Pack
2-06433A1	Black Alligator Clip
2-06433A4	Yellow Alligator Clip
2-06433A5	Green Alligator Clip
2-09542A1	Test Probe Scope
2-09542A2	Test Probe Scope Red
2-60666A	Power Supply
6-03022A	Channel 1 Yellow/Black Lead
6-03122A	Channel 2 Green/Black Lead
EAA0355L93A	Data Cable Converter, Adaptor J1962 to DB15M
EAC0056L00A	Pickup, 1-Flag, Generic COP/CIC Adaptor
EAC0056L03A	Pickup, Stick, Generic COP/CIC Adaptor
EAC0111L76A3	Display Protectors
EAC0118L46A	Hard Shell Carry Case
EAK0301B06B	European Vehicle Personality Key Kit
EAK0301B07D	European Vehicle Keys and Adaptors Kit
EAK0301B10B	Scan Adaptor Set, OBD-I, Pre-1996
EAK0312L19A	Carry Case, Padded
EAK0313L05A	Compact Tote Case
EAK0347L01A	Smart Vehicle Interface for Harley-Davidson®
EAX0024B30A	Pressure Transducer Extension Cable, 6'

Stock No.	Description
EAX0066L04B	Power Cable, Battery Clip, 12 V
EAX0066L05B	USB Interface Cable
EAX0066L10B	Power Cable, Power Outlet Plug, 12 V
EEMS324PSA	Adaptor, Pressure Transducer
EEPV302AH	Pressure Transducer with Cable, 0-5,000 PSI
EEPV302AL	Pressure Transducer with Cable, 0-100 PSI
EEPV302AT	Pressure Transducer with Cable, 0-500 PSI
EETA308D	Precision Low Amp Probe
EETA309A05A	Secondary Coil Adaptor Lead
EETM306A02	Secondary Ignition Clip-On Wire Adaptor
EETM306A05	CIC-2 Ignition Pickup
EETM306A08	Adaptor, Ignition Coil, Acura®/Honda®/Isuzu® (COP-4)
EETM306A09	Adaptor, Ignition Coil, Volvo®/BMW® (COP-5)
EETM306A10	Adaptor, Ignition Coil, Mercedes-Benz® (COP-6)
EETM306A11	Adaptor, Ignition Coil, Mercedes-Benz® Dual (COP-7)
EETM306A12	Adaptor, Ignition Coil, BMW® (COP-8)
EETM306A13	Adaptor, Ignition Coil, Lexus® (COP-9)
EETM306A14	Adaptor, Ignition Coil, Chrysler®/Jeep®/Lexus®/Toyota® (COP-11)
TRITONFOAM3	Foam Drawer Inserts
TRITONFOAM4	Foam Drawer Inserts

ETHOS®/ETHOS® Tech/ETHOS® PRO ACCESSORIES

ETHOS® ETHOS® Tech ETHOS® PRO



2-60666A



EAA0355L93A



EAK0301B06B

ETHOS® Tech Accessories

Stock No.	Description
2-60666A	Power Supply
EAA0355L93A	Data Cable Converter, Adaptor J1962 to DB15M
EAC0110L35A3	Display Protectors
EAK0301B06B	European Vehicle Personality Key Kit
EAK0301B07D	European Vehicle Keys and Adaptors Kit
EAK0312L19A	Carry Case, Padded
EAK0313L05A	Compact Tote Case
EAK0347L01A	Smart Vehicle Interface for Harley-Davidson®
EAX0066L04B	Power Cable, Battery Clip, 12 V
EAX0066L05B	USB Interface Cable
EAX0066L10B	Power Cable, Power Outlet Plug, 12 V

ETHOS® PRO Accessories

Stock No.	Description
2-60666A	Power Supply
EAA0355L93A	Data Cable Converter, Adaptor J1962 to DB15M
EAC0110L35A3	Display Protectors
EAK0301B06B	European Vehicle Personality Key Kit
EAK0301B07D	European Vehicle Keys and Adaptors Kit
EAK0301B10B	Scan Adaptor Set, OBD-I, Pre-1996
EAK0312L19A	Carry Case, Padded
EAK0313L05A	Compact Tote Case
EAK0347L01A	Smart Vehicle Interface for Harley-Davidson®
EAX0066L04B	Power Cable, Battery Clip, 12 V
EAX0066L05B	USB Interface Cable
EAX0066L10B	Power Cable, Power Outlet Plug, 12 V

SOLUS Ultra® Accessories

Stock No.	Description
2-04650A	Battery Pack
2-60666A	Power Supply
EAA0355L10A	GM®-1 Adaptor
EAA0355L20C	Ford®-1A Adaptor
EAA0355L30A	Chrysler®-1 Adaptor
EAA0355L31A	Chrysler®-2 Adaptor
EAA0355L40A	Nissan®-1 Adaptor
EAA0355L42A	Multi-2 Import Adaptor
EAA0355L49A	Jeep®-1 Adaptor
EAA0355L50A	Toyota®-1 Adaptor
EAA0355L51A	Hyundai®-2 Adaptor
EAA0355L52A	Toyota®-2 Adaptor
EAA0355L53A	Mazda®-1 Adaptor
EAA0355L56A	VW®-1 Adaptor
EAA0355L58A	Nissan®-2 Adaptor
EAA0355L62A	Mercedes-Benz® Adaptor
EAA0355L70A	Ford®-4 Adaptor
EAA0355L74A	BMW® Adaptor
EAA0355L75A	MB-2A Adaptor
EAA0355L90B	Multi-1 Universal Adaptor
EAA0355L93A	Data Cable Converter, Adaptor J1962 to DB15M
EAC0111L40A3	Screen Guards, SOLUS Ultra®
EAK0301B06B	European Vehicle Personality Key Kit
EAK0301B07D	European Vehicle Keys and Adaptors Kit
EAK0301B10B	Scan Adaptor Set, OBD-I, Pre-1996
EAK0312L19A	Carry Case, Padded
EAK0347L01A	Smart Vehicle Interface for Harley-Davidson®
EAX0066L04B	Power Cable, Battery Clip, 12 V
EAX0066L05B	USB Interface Cable
EAX0066L07A	Power Sports, Battery Clip, Charger Connector, 12 V
EAX0066L10B	Power Cable, Power Outlet Plug, 12 V
EAX0066L41A	Ground Leads
EAX0066L43A	Adaptor Wire Terminal Kit
EAX0068L10B	Cable, Data, Extended Length, 9'

SOLUS Ultra® SOLUS™ Edge



2-04650A



2-04650A



EAC0111L40A3



EAX0066L05B

EAK0301B07D

SOLUS Edge™ Accessories

Stock No.	Description
2-06250A	Battery Pack
2-60666A	Power Supply
EAA0355L93A	Data Cable Converter, Adaptor J1962 to DB15M
EAC0111L76A3	Display Protectors
EAC0118L46A	Hard Shell Carry Case
EAK0301B06B	European Vehicle Personality Key Kit
EAK0301B07D	European Vehicle Keys and Adaptors Kit
EAK0301B10B	Scan Adaptor Set, OBD-I, Pre-1996
EAK0312L19A	Carry Case, Padded
EAK0313L05A	Compact Tote Case
EAK0347L01A	Smart Vehicle Interface for Harley-Davidson®
EAX0066L04B	Power Cable, Battery Clip, 12 V
EAX0066L05B	USB Interface Cable
EAX0066L10B	Power Cable, Power Outlet Plug, 12 V
EAX0068L10B	Cable, Data, Extended Length, 9'
SOLVANEFOAM3	Foam Drawer Inserts, SOLUS™ Series and VANTAGE® Series for KRSC30/31/32 Series Roll Carts
SOLVANEFOAM4	Foam Drawer Inserts, SOLUS™ Series and VANTAGE® Series for KRSC40/46 Series Roll Carts



EAX0066L07A



EAX0066L10B



EAX0066L10B




- Read and follow safety messages in the instructions.
- Do not use in environment with explosive vapor.
- Read Safety Precautions on pages W1-W4

VANTAGE® Ultra/ VANTAGE® Legend ACCESSORIES

VANTAGE® Ultra
VANTAGE® Legend



EAC0056L00A



EESX306A



1-12085A



6-03022A



EEMS324PSA



EETA309A05A



EEPV302AH



EETM306A11

VANTAGE® Ultra/ VANTAGE® Legend Accessories

Stock No.	Description
1-12085A	Storage Bag
2-04650A	Battery Pack
2-06433A1	Black Alligator Clip
2-06433A4	Yellow Alligator Clip
2-06433A5	Green Alligator Clip
2-09542A1	Test Probe Scope
2-09542A2	Test Probe Scope Red
2-60666A	Power Supply
6-03022A	Channel 1 Yellow/Black Lead
6-03122A	Channel 2 Green/Black Lead
APOVANFOAM2	Foam Drawer Inserts, APOLLO-D8™/VANTAGE® Series for KRSC246 Cart
APOVANFOAM3	Foam Drawer Inserts, APOLLO-D8™/VANTAGE® Series for 3-Series Carts
APOVANFOAM4	Foam Drawer Inserts, APOLLO-D8™/VANTAGE® Series for 4-Series Carts
EAC0056L00A	Pickup, 1-Flag, Generic COP/CIC Adaptor
EAC0056L03A	Pickup, Stick, Generic COP/CIC Adaptor
EAC0111L76A3	Display Protectors
EAK0312L19A	Carry Case, Padded
EAK0313L05A	Compact Tote Case
EAX0024B10A	Pressure Transducer Cable
EAX0024B30A	Pressure Transducer Extension Cable, 6'

Stock No.	Description
EAX0066L05B	USB Interface Cable
EEMS324PSA	Adaptor, Pressure Transducer
EEPV302AH	Pressure Transducer with Cable, 0-5,000 PSI
EEPV302AL	Pressure Transducer with Cable, 0-100 PSI
EEPV302AT	Pressure Transducer with Cable, 0-500 PSI
EESX306A	Generator, Diagnostic Waveform
EETA309A05A	Secondary Coil Adaptor Lead
EETA308D	Precision Low Amp Probe
EETM306A02	Secondary Ignition Clip-On Wire Adaptor
EETM306A04	Adaptor, Ignition Coil, Chrysler® (COP-2)
EETM306A05	CIC-2 Ignition Pickup
EETM306A08	Adaptor, Ignition Coil, Acura®/Honda®/Isuzu® (COP-4)
EETM306A09	Adaptor, Ignition Coil, Volvo®/BMW® (COP-5)
EETM306A10	Adaptor, Ignition Coil, Mercedes-Benz® (COP-6)
EETM306A11	Adaptor, Ignition Coil, Mercedes-Benz® Dual (COP-7)
EETM306A12	Adaptor, Ignition Coil, BMW® (COP-8)
EETM306A13	Adaptor, Ignition Coil, Lexus® (COP-9)
EETM306A14	Adaptor, Ignition Coil, Chrysler®/Jeep®/Lexus®/Toyota® (COP-11)
SOLVANEFOAM3	Foam Drawer Inserts, SOLUS™ Series and VANTAGE® Series for KRSC30/31/32 Series Roll Carts
SOLVANEFOAM4	Foam Drawer Inserts, SOLUS™ Series and VANTAGE® Series for KRSC40/46 Series Roll Carts

MODIS™ Edge/ P1000™ ACCESSORIES



EAC0056L03A



EEPV302AH



EETM306A02



EETM306A14

MODIS Edge™ Accessories

Stock No.	Description
1-12085A	Storage Bag
2-06250A	Battery Pack
2-06433A1	Black Alligator Clip
2-06433A4	Yellow Alligator Clip
2-06433A5	Green Alligator Clip
2-09542A1	Test Probe Scope
2-09542A2	Test Probe Scope Red
2-60666A	Power Supply
6-03022A	Channel 1 Yellow/Black Lead
6-03122A	Channel 2 Green/Black Lead
EAA0355L93A	Data Cable Converter, Adaptor J1962 to DB15M
EAC0056L00A	Pickup, 1-Flag, Generic COP/CIC Adaptor
EAC0056L03A	Pickup, Stick, Generic COP/CIC Adaptor
EAC0111L76A3	Display Protectors
EAC0118L46A	Hard Shell Carry Case
EAK0301B06B	European Vehicle Personality Key Kit
EAK0301B07D	European Vehicle Keys and Adaptors Kit
EAK0301B10B	Scan Adaptor Set, OBD-I, Pre-1996
EAK0312L19A	Carry Case, Padded
EAK0313L05A	Compact Tote Case
EAK0347L01A	Smart Vehicle Interface for Harley-Davidson®
EAX0024B30A	Pressure Transducer Extension Cable, 6'

Stock No.	Description
EAX0066L04B	Power Cable, Battery Clip, 12 V
EAX0066L05B	USB Interface Cable
EAX0066L10B	Power Cable, Power Outlet Plug, 12 V
EEMS324PSA	Adaptor, Pressure Transducer
EEPV302AH	Pressure Transducer with Cable, 0–5,000 PSI
EEPV302AL	Pressure Transducer with Cable, 0–100 PSI
EEPV302AT	Pressure Transducer with Cable, 0–500 PSI
EETA308D	Precision Low Amp Probe
EETA309A05A	Secondary Coil Adaptor Lead
EETM306A02	Secondary Ignition Clip-On Wire Adaptor
EETM306A05	CIC-2 Ignition Pickup
EETM306A08	Adaptor, Ignition Coil, Acura®/Honda®/Isuzu® (COP-4)
EETM306A09	Adaptor, Ignition Coil, Volvo®/BMW® (COP-5)
EETM306A10	Adaptor, Ignition Coil, Mercedes-Benz® (COP-6)
EETM306A11	Adaptor, Ignition Coil, Mercedes-Benz® Dual (COP-7)
EETM306A12	Adaptor, Ignition Coil, BMW® (COP-8)
EETM306A13	Adaptor, Ignition Coil, Lexus® (COP-9)
EETM306A14	Adaptor, Ignition Coil, Chrysler®/Jeep®/Lexus®/Toyota® (COP-11)
MODISEFOAM3	Foam Drawer Inserts, MODIS Edge™, KRSC30/31/32/33 Series Roll carts
MODISEFOAM4	Foam Drawer Inserts, MODIS Edge™, KRSC40/46 Series Roll carts

P1000™ ACCESSORIES



EAK0347L30A



EAX0066L07A



EAX0066L10B

P1000™ Accessories

Stock No.	Description
2-06250A	Battery Pack
2-60666A	Power Supply
EAC0110L35A3	Display Protectors
EAK0301B06B	European Vehicle Personality Key Kit
EAK0301B07D	European Vehicle Keys and Adaptors Kit
EAK0301B10B	Scan Adaptor Set, OBD-I, Pre-1996
EAK0312L19A	Carry Case, Padded
EAK0313L05A	Compact Tote Case
EAK0347L20A	Smart Vehicle Interface Adaptor Kit, BMW®
EAK0347L21A	Smart Vehicle Interface Adaptor Kit, DLC Adaptor
EAK0347L22A	Smart Vehicle Interface Adaptor Kit, Harley-Davidson®
EAK0347L23A	Smart Vehicle Interface Adaptor Kit, Indian® and Victory®

Stock No.	Description
EAK0347L24A	Smart Vehicle Interface Adaptor Kit, Ducati®
EAK0347L25A	Smart Vehicle Interface Adaptor Kit, Suzuki®
EAK0347L26A	Smart Vehicle Interface Adaptor Kit, Honda®
EAK0347L27A	Smart Vehicle Interface Adaptor Kit, Kawasaki®-1
EAK0347L28A	Smart Vehicle Interface Adaptor Kit, Kawasaki®-2
EAK0347L29A	Smart Vehicle Interface Adaptor Kit, Kawasaki®-3
EAK0347L30A	Smart Vehicle Interface Adaptor Kit, Yamaha®
EAK0347L35A	Smart Vehicle Interface Adaptor Kit, ISO-1, All Makes
EAX0066L07A	Power Sports, Battery Clip, Charger Connector, 12 V
EAX0066L10B	Power Cable, Power Outlet Plug, 12 V
EAX0066L81A	USB Interface Cable



- Read and follow safety messages in the instructions.
- Do not use in environment with explosive vapor.
- Read Safety Precautions on pages W1–W4

MODIS™ ULTRA ACCESSORIES



2-04650A



2-09542A1



2-09542A2



EAC0111L76A3



EETM306A05



EETM306A14

MODIS™ Ultra Accessories

Stock No.	Description
2-04650A	Battery Pack
2-06433A1	Black Alligator Clip
2-06433A4	Yellow Alligator Clip
2-06433A5	Green Alligator Clip
2-09542A1	Test Probe Scope
2-09542A2	Test Probe Scope Red
2-12203A	RCA Gender Adaptor
2-60666A	Power Supply
6-03022A	Channel 1 Yellow/Black Lead
6-03122A	Channel 2 Green/Black Lead
8-09024A	Nylon Carry Bag
EAA0355L10A	GM®-1 Adaptor
EAA0355L20C	Ford®-1A Adaptor
EAA0355L30A	Chrysler®-1 Adaptor
EAA0355L31A	Chrysler®-2 Adaptor
EAA0355L40A	Nissan®-1 Adaptor
EAA0355L42A	Multi-2 Import Adaptor
EAA0355L49A	Jeep®-1 Adaptor
EAA0355L50A	Toyota®-1 Adaptor
EAA0355L51A	Hyundai®-2 Adaptor
EAA0355L52A	Toyota®-2 Adaptor
EAA0355L53A	Mazda®-1 Adaptor
EAA0355L56A	VW®-1 Adaptor
EAA0355L58A	Nissan®-2 Adaptor
EAA0355L62A	Mercedes-Benz® Adaptor
EAA0355L70A	Ford®-4 Adaptor
EAA0355L74A	BMW® Adaptor
EAA0355L75A	MB-2A Adaptor
EAA0355L90B	Multi-1 Universal Adaptor
EAA0355L93A	Data Cable Converter, Adaptor J1962 to DB15M
EAC0056L00A	Pickup, 1-Flag, Generic COP/CIC Adaptor
EAC0056L03A	Pickup, Stick, Generic COP/CIC Adaptor

Stock No.	Description
EAC0111L76A3	Display Protectors
EAC0131L00A	Cable Hook
EAK0301B06B	European Vehicle Personality Key Kit
EAK0301B07D	European Vehicle Keys and Adaptors Kit
EAK0301B10B	Scan Adaptor Set, OBD-I, Pre-1996
EAK0312L19A	Carry Case, Padded
EAK0313L05A	Compact Tote Case
EAK0347L01A	Smart Vehicle Interface for Harley-Davidson®
EAX0024B10A	Pressure Transducer Cable
EAX0024B30A	Pressure Transducer Extension Cable, 6'
EAX0066L04B	Power Cable, Battery Clip, 12 V
EAX0066L05B	USB Interface Cable
EAX0066L07A	Power Sports, Battery Clip, Charger Connector, 12 V
EAX0066L10B	Power Cable, Power Outlet Plug, 12 V
EAX0066L41A	Ground Leads
EAX0066L43A	Adaptor Wire Terminal Kit
EEMS324PSA	Adaptor, Pressure Transducer
EEPV302AH	Pressure Transducer with Cable, 0-5,000 PSI
EEPV302AL	Pressure Transducer with Cable, 0-100 PSI
EEPV302AT	Pressure Transducer with Cable, 0-500 PSI
EETA308D	Precision Low Amp Probe
EETA309A05A	Secondary Coil Adaptor Lead
EETM306A02	Secondary Ignition Clip-On Wire Adaptor
EETM306A05	CIC-2 Ignition Pickup
EETM306A08	Adaptor, Ignition Coil, Acura®/Honda®/Isuzu® (COP-4)
EETM306A09	Adaptor, Ignition Coil, Volvo®/BMW® (COP-5)
EETM306A10	Adaptor, Ignition Coil, Mercedes-Benz® (COP-6)
EETM306A11	Adaptor, Ignition Coil, Mercedes-Benz® Dual (COP-7)
EETM306A12	Adaptor, Ignition Coil, BMW® (COP-8)
EETM306A13	Adaptor, Ignition Coil, Lexus® (COP-9)
EETM306A14	Adaptor, Ignition Coil, Chrysler®/Jeep®/Lexus®/Toyota® (COP-11)



EAA0365L06A



EAC0107L03A5



EAK0301B14A



EETA308D



EAK0301L03A



EETM306A09

VERDICT®

VERDICT® Accessories

Stock No.	Description
6-07121A	Power Cord for 2-04339A Power Supply
EAA0365L01A	Docking Station
EAA0365L06A	Battery Pack, Extended Life
EAC0107L03A5	Screen Protector Sheets, VERDICT®
EAK0301B07D	European Vehicle Keys and Adaptors Kit
EAK0301B10B	Scan Adaptor Set, OBD-I, Pre-1996
EAK0301B14A	Scope/Meter, Two Channel, M2
EAK0301L01A1	Scope/Meter Power Supply, Replacement, AC, with Cord
EAK0301L03A	Test Leads, Scope/Meter, Replacement
EEMS324PSA	Adaptor, Pressure Transducer
EEPV302AH	Pressure Transducer with Cable, 0-5,000 PSI
EEPV302AL	Pressure Transducer with Cable, 0-100 PSI
EEPV302AT	Pressure Transducer with Cable, 0-500 PSI
EETA308D	Precision Low Amp Probe
EETA309A05A	Secondary Coil Adaptor Lead
EETM306A02	Secondary Ignition Clip-On Wire Adaptor
EETM306A05	CIC-2 Ignition Pickup
EETM306A08	Adaptor, Ignition Coil, Acura®/Honda®/Isuzu® (COP-4)
EETM306A09	Adaptor, Ignition Coil, Volvo®/BMW® (COP-5)
EETM306A10	Adaptor, Ignition Coil, Mercedes-Benz® (COP-6)
EETM306A11	Adaptor, Ignition Coil, Mercedes-Benz® Dual (COP-7)
EETM306A12	Adaptor, Ignition Coil, BMW® (COP-8)
EETM306A13	Adaptor, Ignition Coil, Lexus® (COP-9)
EETM306A14	Adaptor, Ignition Coil, Chrysler®/Jeep®/Lexus®/Toyota® (COP-11)



- Read and follow safety messages in the instructions.
- Do not use in environment with explosive vapor.
- Read Safety Precautions on pages W1-W4

VERUS® Edge ACCESSORIES

VERUS® Edge



6-03022A



EAK0301B06B



EETA309A15



VERUSEFOAM3

VERUS® Edge Accessories

Stock No.	Description
2-04339A	Power Supply
2-06433A1	Black Alligator Clip
2-06433A2	Red Alligator Clip
2-06433A3	Blue Alligator Clip
2-06433A4	Yellow Alligator Clip
2-06433A5	Green Alligator Clip
2-09542A1	Test Probe Scope
2-09542A2	Test Probe Scope Red
6-03022A	Channel 1 Yellow/Black Lead
6-03122A	Channel 2 Green/Black Lead
6-03222A	Channel 3 Blue Lead
6-03322A	Channel 4 Red Lead
6-07121A	Power Cord for 2-04339A Power Supply
EAA0355L93A	Data Cable Converter, Adaptor J1962 to DB15M
EAA0418L04A	Docking Station
EAA0418L05A	Battery Pack
EAA0418L11A	Stylus with Two Spare Tips
EAC0056L00A	Pickup, 1-Flag, Generic COP/CIC Adaptor
EAC0056L02A	Pickup, 3-Flag, Generic COP/CIC Adaptor
EAC0056L03A	Pickup, Stick, Generic COP/CIC Adaptor
EAC0107L19A1	Tempered Glass Screen Protector
EAK0294B09A	Ignition Lead Kit
EAK0301B06B	European Vehicle Personality Key Kit
EAK0301B07D	European Vehicle Keys and Adaptors Kit
EAK0301B10B	Scan Adaptor Set, OBD-I, Pre-1996
EAK0333L20A	Carry Case, Padded

Stock No.	Description
EAK0347L01A	Smart Vehicle Interface for Harley-Davidson®
EAX0024B10A	Pressure Transducer Cable
EAX0024B30A	Pressure Transducer Extension Cable, 6'
EAX0066L04B	Power Cable, Battery Clip, 12 V
EAX0066L10B	Power Cable, Power Outlet Plug, 12 V
EAX0068L10B	Cable, Data, Extended Length, 9'
EEMS301A05	Split Lead Adaptor
EEPV302AH	Pressure Transducer with Cable, 0–5,000 PSI
EEPV302AL	Pressure Transducer with Cable, 0–100 PSI
EEPV302AT	Pressure Transducer with Cable, 0–500 PSI
EETA308D	Precision Low Amp Probe
EETA309A05A	Secondary Coil Adaptor Lead
EETA309A15	Secondary Ignition, SIA2000 Adaptor
EETM303A05A	Inductive RPM Pickup
EETM306A02	Secondary Ignition Clip-On Wire Adaptor
EETM306A05	CIC-2 Ignition Pickup
EETM306A08	Adaptor, Ignition Coil, Acura®/Honda®/Isuzu® (COP-4)
EETM306A09	Adaptor, Ignition Coil, Volvo®/BMW® (COP-5)
EETM306A10	Adaptor, Ignition Coil, Mercedes-Benz® (COP-6)
EETM306A11	Adaptor, Ignition Coil, Mercedes-Benz® Dual (COP-7)
EETM306A12	Adaptor, Ignition Coil, BMW® (COP-8)
EETM306A13	Adaptor, Ignition Coil, Lexus® (COP-9)
EETM306A14	Adaptor, Ignition Coil, Chrysler®/Jeep®/Lexus®/Toyota® (COP-11)
VERUSEFOAM3	Foam Drawer Inserts, VERUS® Edge, KRSC 3-Series Carts
VERUSEFOAM4	Foam Drawer Inserts, VERUS® Edge, KRSC 4-Series Carts



3-06206A02



EAX0066L22A



EAK0301B07D

VERUS® PRO Accessories

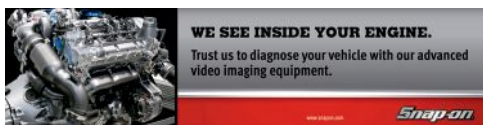
Stock No.	Description
2-06433A1	Black Alligator Clip
2-06433A2	Red Alligator Clip
2-06433A3	Blue Alligator Clip
2-06433A4	Yellow Alligator Clip
2-06433A5	Green Alligator Clip
2-09542A1	Test Probe Scope
2-09542A2	Test Probe Scope Red
2-12203A	RCA Gender Adaptor
3-06206A02	Stylus, Nylon, Black (2-pack)
6-03022A	Channel 1 Yellow/Black Lead
6-03122A	Channel 2 Green/Black Lead
6-03222A	Channel 3 Blue Lead
6-03322A	Channel 4 Red Lead
6-07121A	Power Cord for 2-04339A Power Supply
6-10622A	M4 USB Cable (9')
8-09024A	Nylon Carry Bag
EAA0355L10A	GM®-1 Adaptor
EAA0355L20C	Ford®-1A Adaptor
EAA0355L30A	Chrysler®-1 Adaptor
EAA0355L31A	Chrysler®-2 Adaptor
EAA0355L40A	Nissan®-1 Adaptor
EAA0355L42A	Multi-2 Import Adaptor
EAA0355L49A	Jeep®-1 Adaptor
EAA0355L50A	Toyota®-1 Adaptor
EAA0355L51A	Hyundai®-2 Adaptor
EAA0355L52A	Toyota®-2 Adaptor
EAA0355L53A	Mazda®-1 Adaptor
EAA0355L56A	VW®-1 Adaptor
EAA0355L58A	Nissan®-2 Adaptor
EAA0355L62A	Mercedes-Benz® Adaptor
EAA0355L70A	Ford®-4 Adaptor
EAA0355L74A	BMW® Adaptor
EAA0355L75A	MB-2A Adaptor
EAA0355L90B	Multi-1 Universal Adaptor
EAA0355L93A	Data Cable Converter, Adaptor J1962 to DB15M
EAA0365B02B	Hard Shell Carry Case
EAA0365L04A	Docking Station
EAA0365L06A	Battery Pack, Extended Life
EAC0056L00A	Pickup, 1-Flag, Generic COP/CIC Adaptor

Stock No.	Description
EAC0056L02A	Pickup, 3-Flag, Generic COP/CIC Adaptor
EAC0056L03A	Pickup, Stick, Generic COP/CIC Adaptor
EAC0131L00A	Cable Hook
EAK0288B04B	OBD-I Domestic/Asian Vehicle Adaptor Kit 1
EAK0294B09A	Ignition Lead Kit
EAK0301B06B	European Vehicle Personality Key Kit
EAK0301B07D	European Vehicle Keys and Adaptors Kit
EAK0301B08A	OBD-I Domestic/Asian Vehicle Adaptor Kit 2
EAK0312L19A	Carry Case, Padded
EAK0347L01A	Smart Vehicle Interface for Harley-Davidson®
EAK0355L10B	Compact Scan Module EESM306B
EAX0024B10A	Pressure Transducer Cable
EAX0024B30A	Pressure Transducer Extension Cable, 6'
EAX0066L04B	Power Cable, Battery Clip, 12 V
EAX0066L07A	Power Sports, Battery Clip, Charger Connector, 12 V
EAX0066L10B	Power Cable, Power Outlet Plug, 12 V
EAX0066L22A	Adaptor Cable
EAX0066L41A	Ground Leads
EAX0066L43A	Adaptor Wire Terminal Kit
EAX0068L02A	Wireless Scan Module USB Cable
EAX0068L10B	Cable, Data, Extended Length, 9'
EEMS301A05	Split Lead Adaptor
EEMS324PSA	Adaptor, Pressure Transducer
EEPV302AH	Pressure Transducer with Cable, 0-5,000 PSI
EEPV302AL	Pressure Transducer with Cable, 0-100 PSI
EEPV302AT	Pressure Transducer with Cable, 0-500 PSI
EETA308D	Precision Low Amp Probe
EETA309A05A	Secondary Coil Adaptor Lead
EETA309A15	Secondary Ignition, SIA2000 Adaptor
EETM303A05A	Inductive RPM Pickup
EETM306A02	Secondary Ignition Clip-On Wire Adaptor
EETM306A05	CIC-2 Ignition Pickup
EETM306A08	Adaptor, Ignition Coil, Acura®/Honda®/Isuzu® (COP-4)
EETM306A09	Adaptor, Ignition Coil, Volvo®/BMW® (COP-5)
EETM306A10	Adaptor, Ignition Coil, Mercedes-Benz® (COP-6)
EETM306A11	Adaptor, Ignition Coil, Mercedes-Benz® Dual (COP-7)
EETM306A12	Adaptor, Ignition Coil, BMW® (COP-8)
EETM306A13	Adaptor, Ignition Coil, Lexus® (COP-9)
EETM306A14	Adaptor, Ignition Coil, Chrysler®/Jeep®/Lexus®/Toyota® (COP-11)



- Read and follow safety messages in the instructions.
- Do not use in environment with explosive vapor.
- Read Safety Precautions on pages W1-W4

SCOPE AND METER ACCESSORIES



SS3296

Service Banners

- Shows your customers that the shop is well equipped with the latest diagnostic and information technology to do the job right the first time
 - Big, bright, full-color 8' L x 2' H shop banner
 - Durable, heavy 15 oz ultra-flex vinyl with reinforced grommets for easy hanging
- EAZ0042B17A ShopKey® Shop Banner, 8 x 2'**
- Service banners show your capability and pride
- EAZ0110L30A Shop Banner, 8 x 2', SOLUS Legend®**

- EAZ0118L11A ZEUS™ Shop Banner, 8 x 2'**
- EAZ0120L03A Shop Banner, 8 x 2', TRITON-D10™**
- EAZ0120L16A Shop Banner, 8 x 2', APOLLO-D9™**
- EAZ0157L20A Shop Banner, 8 x 2', ZEUS™**
- EAZ0157L21A Shop Banner, 8 x 2',**
Diagnostics Marketing
- SS153502 Smart Smoke® Machine Shop Banner**
- SS3296 Shop Banner, Borescope**



EAK0312L19A



EAK0313L05A



EAK0333L20A



EAX0024B30A



EAX0066L07A



EETM306A09

MODIS Edge™, TRITON-D8® Accessories

Stock No.	Description
2-06250A	Battery Pack
EAA0355L93A	Data Cable Converter, Adaptor J1962 to DB15M
EAC0056L00A	Pickup, 1-Flag, Generic COP/CIC Adaptor
EAC0056L02A	Pickup, 3-Flag, Generic COP/CIC Adaptor
EAC0056L03A	Pickup, Stick, Generic COP/CIC Adaptor
EAC0118L46A	Hard Shell Carry Case
EAC0111L76A3	Display Protectors
EAK0301B06B	European Vehicle Personality Key Kit
EAK0301B07D	European Vehicle Keys and Adaptors Kit
EAK0301B10B	Scan Adaptor Set, OBD-I, Pre-1996
EAK0312L19A	Carry Case, Padded
EAK0313L05A	Compact Tote Case
EAK0333L20A	Carry Case, Padded
EAX0024B10A	Pressure Transducer Cable
EAX0024B30A	Pressure Transducer Extension Cable, 6'
EAX0066L07A	Power Sports, Battery Clip, Charger Connector, 12 V
EAX0066L81A	USB Interface Cable
EEMS324PSA	Adaptor, Pressure Transducer
EEPV302AH	Pressure Transducer with Cable, 0–5,000 PSI

Stock No.	Description
EEPV302AL	Pressure Transducer with Cable, 0–100 PSI
EEPV302AT	Pressure Transducer with Cable, 0–500 PSI
EETA309A05A	Secondary Coil Adaptor Lead
EETA308D	Precision Low Amp Probe
EETM306A02	Secondary Ignition Clip-On Wire Adaptor
EETM306A05	CIC-2 Ignition Pickup
EETM306A08	Adaptor, Ignition Coil, Acura®/Honda®/Isuzu® (COP-4)
EETM306A09	Adaptor, Ignition Coil, Volvo®/BMW® (COP-5)
EETM306A10	Adaptor, Ignition Coil, Mercedes-Benz® (COP-6)
EETM306A11	Adaptor, Ignition Coil, Mercedes-Benz® Dual (COP-7)
EETM306A12	Adaptor, Ignition Coil, BMW® (COP-8)
EETM306A13	Adaptor, Ignition Coil, Lexus® (COP-9)
EETM306A14	Adaptor, Ignition Coil, Chrysler®/Jeep®/Lexus®/Toyota® (COP-11)
MODISEFOAM3	Foam Drawer Inserts, MODIS Edge™, KRSC30/31/32/33 Series Roll carts
MODISEFOAM4	Foam Drawer Inserts, MODIS Edge™, KRSC40/46 Series Roll carts

Coil-On-Plug (COP) Ignition Coil Adaptors

EETM306A08 Adaptor, Ignition Coil, Acura®/Honda®/Isuzu® (COP-4)

- Fits 1996–1999 Acura® SLX and Honda® Passport® and 1997–1999 Isuzu® Amigo, Rodeo® and Trooper; can also be used on the front cylinder bank of 1994–1999 Nissan® Maxima® with a 3.0 L engine

EETM306A09 Adaptor, Ignition Coil, Volvo®/BMW® (COP-5)

- Fits 1992–1997 Volvo® 960; 1998 Volvo® S90 and V90; and 1999–2000 Volvo® S70, V70, S80 and V80; also fits BMW® models with 11-860 Series Breml coils, 0040100002 Series Beru coils and 0221504004 Series Bosch® coils

EETM306A10 Adaptor, Ignition Coil, Mercedes-Benz® (COP-6)

- Fits 1996–1999 S600®, SL600, and CL600 models with an M120 engine; and 1996–1997 E420, S420, S500® and SL500® with an M119 engine

EETM306A11 Adaptor, Ignition Coil, Mercedes-Benz® Dual (COP-7)

- Fits 1998–2000 Mercedes-Benz® models with the M112 and M113 engines

EETM306A12 Adaptor, Ignition Coil, BMW® (COP-8)

- Fits all BMW® vehicles with Breml 11-852 and 11-856 series coils, and all BMW® vehicles with Zundspule coils

EETM306A13 Adaptor, Ignition Coil, Lexus® (COP-9)

- Fits 1998–2001 GS400/LS400 models with a 1UZ-FE engine, 1998–2001 LX470 models with a 2UZ-FE engine and all other models equipped with Lexus® coil part number 90919-02228

EETM306A14 Adaptor, Ignition Coil, Chrysler®/Jeep®/Lexus®/Toyota® (COP-11)

- For use on Chrysler®, Jeep®, Lexus® and Toyota® vehicles



EETM306A08

Scan Tool Accessories

EETM303A05A Inductive RPM Pickup

- Connects to the DB9F connector (AUX)
- Use to trigger a waveform or view RPM

EETM306A02 Secondary Ignition Clip-On Wire Adaptor

- Connects the optional Secondary Coil Adaptor Lead to the vehicle's secondary wire
- Use to view an ignition pattern

EETA309A05A Secondary Coil Adaptor Lead

- Connects to the optional secondary adaptors to display secondary waveforms



EETM303A05A

EETM306A02



EETA309A05A

Coil-In-Cap (CIC) Ignition Coil Adaptors

EETM306A05 CIC-2 Ignition Pickup

- The kV Module CIC-2 adaptor is designed to work with most Toyota® and some Honda® Coil-In-Cap systems



EETM306A05



EAX0024B40A



EEMS324PSA



EEPV302AT



EAX0024B30A

Pressure Transducers Kits

EAX0024B40A Transducer Y Adaptor Cable

- Permits simultaneous connection of two transducers for multiple tests

EEMS324PSA Adaptor, Pressure Transducer

- Adapts standard meter jacks to EEPV302AL, EEPV302AT and EEPV302AH pressure transducers (not included)
- Provides connection of a transducer plug to standard meter jacks and provides power to the pressure transducers
- Use up to two transducers simultaneously
- View results on VANTAGE® and Triton-D₈® test meters

EEPV302AH Pressure Transducer with Cable, 0-5,000 PSI

- Typical applications include ABS, PS, transmissions, hydraulics and fuel systems
- ZEUS™, VERUS® Edge and VERUS® PRO require EEMS301A05
- TRITON-D₈®/MODIS™ Ultra/MODIS™ Edge/VANTAGE® Ultra require EEMS324PSA

EEPV302AL Pressure Transducer with Cable, 0-100 PSI

- Typical applications include ABS, PS, transmissions, hydraulics and fuel systems
- ZEUS™, VERUS® Edge, and VERUS® PRO require EEMS301A05
- MODIS Edge™/MODIS Ultra™/TRITON-D₈®/TRITON-D₁₀™/VANTAGE® Ultra/VANTAGE® Legend/VERDICT® require EEMS324PSA

EEPV302AT Pressure Transducer with Cable, 0-500 PSI

- 0-500 PSI
- Typical applications include ABS, PS, transmissions, hydraulics and fuel systems
- ZEUS™, VERUS® Edge, and VERUS® PRO require EEMS301A05
- TRITON-D₈®, MODIS™ Ultra, MODIS™ Edge and VANTAGE® Ultra require EEMS324PSAA

EAX0024B30A Pressure Transducer Extension Cable, 6'

- Allows operation of the meter from the driver's seat during road testing
- 6' length



- Read and follow safety messages in the instructions.
- Do not use in environment with explosive vapor.
- Read Safety Precautions on pages W1-W4

SCOPE AND METER ACCESSORIES



EESX306A

WaveForm Demonstration Tool

EESX306A Generator, Diagnostic Waveform

- Versatile scope training/demo tool
- Use with any scope
- Simulates good waveforms, bad waveforms and glitches
- Square wave, variable duty, FI pattern, AC signal and secondary ignition pattern
- Adjustable frequency, voltage, RPM and amplitude



EETA308D



EEMS301A05

Probes and Adaptors

EETA308D Precision Low Amp Probe

- Hall effect technology gives accurate, non-intrusive circuit testing
- Performs precision testing of parasitic draw, injectors, pumps, relays and more
- Spring clamp operation can test wires up to 1/2" dia.
- Scale ranges: 20 and 60 A
- Resolution: ± 1 mA
- Internally powered by a 9 V battery

EEMS301A05 Split Lead Adaptor

- Adapts standard meter jacks to EEPV302AL, EEPV302AT and EEPV302AH pressure transducers (not included)
- Provides connection of a transducer plug to standard meter jacks and provides power to the pressure transducers
- Use up to two transducers simultaneously
- View results on ZEUS™ and VERUS® test meters
- Connection for RPM lead
- Connection for RPM lead

6-03622A01 Split Lead Adaptor for ZEUS+™



EAC0056L00A

EAC0056L02A



EAC0056L03A

Multi-Cylinder Secondary Ignition Scope Adaptors

Exclusive kV ignition adaptors make for easy connection and testing of secondary ignition on coil-on-plug (COP) and coil-in-cap (CIC) systems. Custom fit to vehicle ignition systems. Requires EAK0294B09A ignition scope lead kit.

EAC0056L00A Pickup, 1-Flag, Generic COP/CIC Adaptor

- Use with 3-flag pick up for 4-cylinder engines or use two with two 3-flag pickups for V8 engines
- Single-cylinder pickup

EAC0056L01A 2-Flag Pickup

EAC0056L02A Pickup, 3-Flag, Generic COP/CIC Adaptor

- Use two for 6-cylinder engines
- EAC0056L03A Pickup, Stick, Generic COP/CIC Adaptor
- Use with straight 4-cylinder engines
- Three-cylinder pickup
- Use two for V6 engines or use two with single-cylinder pickup for V8 engines



EETA309A15



EAK0294B09A

Secondary Ignition Adaptors

EETA309A15 Secondary Ignition, SIA2000 Adaptor

- Distributorless ignition kit for waste spark and direct ignition systems
- Displays and labels cylinder firings in series across one channel for direct ignition and two channels for waste spark systems
- Direct ignition systems also require optional ignition coil adaptors

2-12203A RCA Gender Adaptor

EAK0294B09A Ignition Lead Kit

- For multi-cylinder secondary ignition testing
- Includes an inductive RPM pickup trigger, coil adaptor lead and secondary kV clip-on probe
- Ideal for distributor systems and for COP/CIC systems

Adaptors and Pickups

MTTL430 Back Probe Adaptors (3 pack)

- Bendable stainless steel tips for easy insertion into terminal connectors
- Three ID boot colors for quick circuit identification
- Premium component construction—stainless steel tips, high-temperature composite and boot materials for a long, reliable life
- Textured composite body for a good grip
- Recessed loop ends for a fast and reliable connection using alligator clips, grabbers or hook connections
- Removable boots enable custom color selections or restoring color to tired and dirty used boots with the MTTLBOOTS multi-pack of boots
- Portable storage strip holds all three probes



MTTL430

Test Leads

- Shielded, soft, flexible leads for meter and scope measurement
- Stackable, right angle ground plug is attached

6-03022A Channel 1 Yellow/Black Lead

6-03122A Channel 2 Green/Black Lead

6-03222A Channel 3 Blue Lead

6-03322A Channel 4 Red Lead



6-03022A



6-03122A



6-03222A



6-03322A

Alligator Clips

- Spring loaded clips provide secure, insulated connection for meter and scope measurements

2-06433A1 Black Alligator Clip

2-06433A2 Red Alligator Clip

2-06433A3 Blue Alligator Clip

2-06433A4 Yellow Alligator Clip

2-06433A5 Green Alligator Clip



2-06433A1



2-06433A2



2-06433A3



2-06433A4



2-06433A5

Scanner Adaptors

EAA0355L10A GM®-1 Adaptor

EAA0355L20C Ford®-1A Adaptor

EAA0355L30A Chrysler®-1 Adaptor

EAA0355L31A Chrysler®-2 Adaptor

EAA0355L40A Nissan®-1 Adaptor

EAA0355L42A Multi-2 Import Adaptor

EAA0355L46C Replacement OBD-II Key Adaptor

EAA0355L49A Jeep®-1 Adaptor

EAA0355L50A Toyota®-1 Adaptor

EAA0355L51A Hyundai®-2 Adaptor

EAA0355L52A Toyota®-2 Adaptor

EAA0355L53A Mazda®-1 Adaptor

EAA0355L56A VW®-1 Adaptor

EAA0355L58A Nissan®-2 Adaptor

EAA0355L62A Mercedes-Benz® Adaptor

EAA0355L68A DL-16 Key Adaptor-European Vehicles

EAA0355L70A Ford®-4 Adaptor


EAA0355L74A BMW® Adaptor

EAA0355L75A MB-2A Adaptor

EAA0355L90B Multi-1 Universal Adaptor

EAX0066L41A Ground Leads

EAX0066L43A Adaptor Wire Terminal Kit



EAK0301B08A

Optional Scanner Adaptor Sets

EAK0301B08A OBD-I Domestic/Asian Vehicle Adaptor Kit 2

- OBD-I vehicle adaptor kit for SOLUS Ultra®
- Connectors include the most popular 1980–newer US and 1983–newer Asian vehicles
- Deep coverage, with codes, live data, functional tests and reset/relearn capabilities
- Coverage for major vehicle systems, including engine, body, transmission, airbag, suspension, ABS, instrument, climate control, security, lighting and more
- Kit includes a data cable and the most popular OBD-I adaptors: Multi-1, Ford® 1B, Ford® 4, GM® 1, Toyota® 1, Toyota® 2, Nissan® 1, Nissan® 2, Mazda® 1, Honda® 1, Mitsubishi® 1



WARNING



- Do not use in environment with explosive vapor.
- Read Safety Precautions on pages W1–W4

SCAN TOOL ACCESSORIES



EAA0355L46C



EAK0301B07D

Scan Tool Accessories

EAA0355L46C Replacement OBD-II Key Adaptor

- For US and Asian vehicle applications
- Accepts K personality keys
- Fits VERUS®, MODIS™ and SOLUS PRO™ diagnostic units

EAA0355L68A DL-16 Key Adaptor-European Vehicles

- Replacement adaptor for European vehicle applications
- Accepts S personality keys
- Fits VERUS®, MODIS™, SOLUS PRO™, SOLUS™ and ETHOS® diagnostic units

EAK0288B04B OBD-I Domestic/Asian Vehicle Adaptor Kit 1

- For US and Asian applications
- Includes the following communication adaptors: Chrysler® 1, Chrysler® 2, Jeep® 1, Import Multi-2, Hyundai® 2, ground leads and jumper leads
- Extends the capability of Snap-on® diagnostic platforms to cover early model vehicles as far back as 1980 (varies by make)

EAK0301B07D European Vehicle Keys and Adaptors Kit

- For use with Snap-on® scan tools except ZEUS™

EAK0301B10B Scan Adaptor Set, OBD-I, Pre-1996

- OBD-I scan adaptor master kit for pre-1996 US and Asian vehicles
- Complete adaptor set of all available Snap-on® OBD-I adaptors for 1980–newer US and 1983–newer Asian vehicles
- Takes advantage of the OBD-I scanner coverage built into the diagnostic tool
- Kit includes a data cable convertor, jumper lead set, ground lead, 12 V DC adaptor and (17) OBD-I adaptors for: Multi-1, Multi-2, Kia® 2, Ford® 1B, Ford® 4, GM® 1, Toyota® 1, Toyota® 2, Nissan® 1, Nissan® 2, Mazda® 1, Honda® 1, Mitsubishi® 1, Chrysler® 1, Chrysler® 2, Jeep® 1 and Hyundai® 2
- UL® and cUL listed

EAK0347L01A Smart Vehicle Interface for Harley-Davidson®

- Smart Vehicle Interface connects to Harley-Davidson® motorcycles—provides vehicle connection and activates software coverage
- Comprehensive coverage for all major systems on 2000–newer motorcycles, including engine, ABS, hands-free security, turn signal security, hand control module, body controls, instrument, speedometer, tachometer and more
- Read and clear OEM-specific fault codes, perform One-Touch Code Scan for all available systems and powerful functional tests to verify repairs, and display live data in digital and graphing views
- Includes both 4-pin and 6-pin standard connectors for Harley-Davidson® motorcycles

- Compatible with any Snap-on® diagnostic platform (except SOLUS PRO™) with upgrade 17.2 or newer
- Verify component operation with a wide range of functional tests: throttle position, cruise control, idle speed, bleed brakes, ABS, fuel pump, reset PIN, key reprogram, side car, gauges and more
- Handy support hook helps keep the Smart Interface safe from hot pipes and moving parts
- Includes Smart Vehicle Interface with 4-pin and 6-pin connectors, dust caps, support hook, 12 V DC power connector and a nylon case

EAK0347L20A Smart Vehicle Interface Adaptor Kit, BMW®

EAK0347L21A Smart Vehicle Interface Adaptor Kit, DLC Adaptor

EAK0347L22A Smart Vehicle Interface Adaptor Kit, Harley-Davidson®

EAK0347L23A Smart Vehicle Interface Adaptor Kit, Indian® and Victory®

EAK0347L24A Smart Vehicle Interface Adaptor Kit, Ducati®

EAK0347L25A Smart Vehicle Interface Adaptor Kit, Suzuki®

EAK0347L26A Smart Vehicle Interface Adaptor Kit, Honda®

EAK0347L27A Smart Vehicle Interface Adaptor Kit, Kawasaki®-1

EAK0347L28A Smart Vehicle Interface Adaptor Kit, Kawasaki®-2

EAK0347L29A Smart Vehicle Interface Adaptor Kit, Kawasaki®-3

EAK0347L30A Smart Vehicle Interface Adaptor Kit, Yamaha®

EAK0347L35A Smart Vehicle Interface Adaptor Kit, ISO-1, All Makes

EAX0066L04B Power Cable, Battery Clip, 12 V

- Provides 12 V power from battery terminals for diagnostic scan tool platform

EAX0066L10B Power Cable, Power Outlet Plug, 12 V

- 12 V lighter power cable for diagnostic scan tool platform

EAX0066L50A Replacement Data Cable

- Use for connection between a scan tool and vehicle adaptors

EETM306A02 Secondary Ignition Clip-On Wire Adaptor

- Connects the optional Secondary Coil Adaptor Lead to the vehicle's secondary wire
- Use to view an ignition pattern

Domestic/Asian Personality Keys

Upgrade	Key No.	Most Common Make Supported	Stock No.
17.2	K-78	Harley-Davidson®	EAP0283L70A
16.2	K-33	Ram Promaster®/Hyundai®/Kia®	EAP0283L60A
15.4	K-32	Mitsubishi® Electric	EAP0283L45A
12.4	K-29	GM® Extended CAN	EAP0283L20A
11.2	K-28	Nissan® Altima® Hybrid	EAP0283L10A
9.2	K-7A	Chrysler®/Mitsubishi®	EAP0268L65A
	K-27	Chrysler®/Mitsubishi®	EAP0268L75A
7.2	K-20	Global OBD-II CAN	EAP0234E45A
	K-25	Chrysler®	EAP0268L15A
6.4	K-24	Honda®	EAP0268L05A
6.2	K-21	GM®	EAP0234E80A
	K-22	Chrysler®	EAP0234E90A
5.2	K-19	CAN Protocol Vehicles	EAP0234E35A
4.4	K-17	Ford®/GM®/Toyota®/Nissan®/Mazda®/Hyundai®/Kia®/Mitsubishi®	EAP0234E25A
4.2	K-16	Ford®	EAP0257B00A
4.1 and earlier	K-5A	Hyundai®	MT50780507
	K-7	Mitsubishi®	MT50780701
	K-9	GM®	MT50780901
	K-12A	GM®	MT50781202
	K-15	Mitsubishi®	MT50781501
—	K-13A	Chrysler®	EAP0257B10A
—	K-8	Chrysler®	MT50780801
—	S-39	BMW®	EAP0234E15A
—	K-18	Honda® SRS®	EAP0234E30A

European Personality Keys


Upgrade	Key No.	Most Common Make Supported	Stock No.
15.2	S-53	Fiat® Dual Wire CAN	EAP0268L50A
14.2	S-26	Porsche®	EAP0283L40A
11.2	S-69	Volvo® Dual CAN	EAP0283L05A
10.4	S-45	Land Rover®	EAP0234E55A
	S-62	Land Rover®	EAP0268L55A
	S-25	Land Rover®	MT2500S25
4.1 and earlier	S-28	BMW®/Land Rover®	MT2500S28
	S-4	Mercedes-Benz®/Volkswagen®	MT2500S4

STORAGE

Custom-Fit Foam Organizers

- Turn a tool cart into a high-power mobile workcenter
- Set of drawer organizers holds a diagnostic platform and all standard accessories, plus room for many optional accessories
- Drawer organizers fit 3-Series and 4-Series KRSC roll carts

Stock No.	Fits Diagnostic Tools	Fits Roll Carts
APOVANFOAM3	APOLLO-D8™/VANTAGE® Series Set	KRSC 3-Series
APOVANFOAM4	APOLLO-D8™/VANTAGE® Series Set	KRSC 4-Series
APOD9FOAM3	APOLLO-D9™/VANTAGE® Series Set	KRSC 3-Series
APOD9FOAM4	APOLLO-D9™/VANTAGE® Series Set	KRSC 4-Series
MODISEFOAM3	MODIS Edge™ Set	KRSC 3-Series
MODISEFOAM4	MODIS Edge™ Set	KRSC 4-Series
SOLVANEFOAM3	SOLUS Edge™/VANTAGE® Series	KRSC 3-Series
SOLVANEFOAM4	SOLUS Edge™/VANTAGE® Series	KRSC 4-Series
TRITONFOAM3	TRITON-D8® Set	KRSC 3-Series
TRITONFOAM4	TRITON-D8® Set	KRSC 4-Series
TRND10FOAM2	TRITON-D10™	KRSC246
TRND10FOAM3	TRITON-D10™	KRSC 3-Series
TRND10FOAM4	TRITON-D10™	KRSC 4-Series
ZEUSFOAM3	ZEUS™ Set	KRSC 3-Series
ZEUSFOAM4	ZEUS™ Set	KRSC 4-Series



APOD9FOAM3



- Read and follow safety messages in the instructions.
- Do not use in environment with explosive vapor.
- Read Safety Precautions on pages W1-W4

STORAGE



EAK0312L19A



EAK0313L05A



EAK0340L36A

Storage Cases

- Provides protection and portability in the shop or on the road
- Reinforced semi-rigid case with padded sides for protection
- Tough polyester fabric with hook-and-loop straps inside to secure tools and accessories
- Bold embroidered Snap-on® logo promotes Snap-on® quality tools
- Elastic net compartment for small accessories
- Zippered on three sides so the case opens flat for easy access
- Sturdy sewn-in handle with a molded comfort grip

EAK0312L19A Padded Carry Case

- Three padded compartments for Snap-on® diagnostic tools and two elastic net compartments for accessories
- Generous 14 x 19 x 4" size holds a diagnostic tool and many accessories
- Accommodates VERUS® PRO, VERDICT®, MODIS™ Series, SOLUS™ Series, ETHOS® Series and VANTAGE® Series tools

EAK0313L05A Compact Tote Case

- Compact 14 x 11 x 3" size holds a diagnostic tool and some accessories
- Accommodates MODIS™ Series, SOLUS™ Series, VANTAGE® Series, ETHOS® Series

EAK0340L36A Soft Bag, Thermal Imagers

- Carrying Bag for diagnostic thermal tools
- Inner pocket holds USB charger and cable



KACSC345RD



KACSC345SV

Diagnostic Workcenter Covers

- Custom-fit nylon cover for Diagnostic Centers
- Keeps diagnostic center clean and well protected
- Provides protection from dirt, grease, solvents and other shop environmental hazards
- Covers the complete workstation and standard 27" monitor

- Big bold Snap-on® "S" logo in your choice of red or silver
- Reinforced piping in red accent color for high-end appearance and extra strength at seams
- High-quality 200 Denier® nylon for sturdy protection
- Heavy-duty nylon zippers at front for easy installation and removal

KACSC345RD Nylon Cover for EEHD345 Heavy-Duty, EEWS342 and EEWS348 Series

- Custom-fit nylon cover for EEHD345 Heavy-Duty/EEWS342/EEWS330 Diagnostic Workcenters
- Black with Red Logo

KACSC345SV Nylon Cover for EEHD345 Heavy-Duty, EEWS342 and EEWS348 Series

- Custom-fit nylon cover for EEHD345 Heavy-Duty/EEWS342/EEWS330 Diagnostic Workcenters
- Black with Silver Logo

EEWSMWC COVER Diagnostic Mobile Workcenter Cover

- Custom fit nylon cover for your EEWS342/EEWS348 Diagnostic Mobile Workcenter
- Black with red piping and logo



Diagnostic Software Upgrades for ZEUS™ Series, VERUS® Series, VANTAGE® Series, SOLUS® Series, P1000™ and Ethos® Series Tools

- Continue to improve your productivity with regularly scheduled software upgrades from Snap-on® featuring updated coverage for new vehicles, expanded coverage for earlier models and the latest enhancements that add capabilities to your tool
- You will access thousands of new vehicle systems, trouble codes and live data parameters, as well as thousands of new experience-based troubleshooter tips, functional tests, adaptations and component tests for platforms with those functions
- For details on the latest software upgrade, see your *Snap-on*® representative



EETA113D



EETA314A

J2534 Compliant Programming Interface

EETA113D Pass Thru Pro IV Reprogramming Device

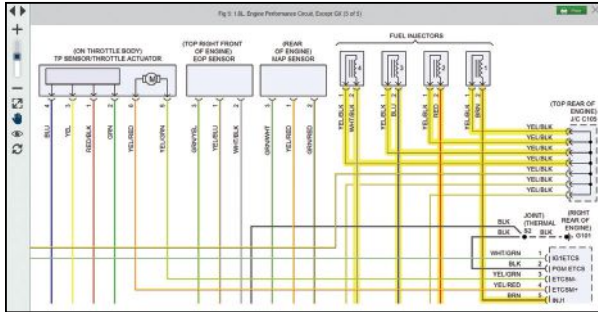
- Certified SAE® J2534 pass-through device updates software/firmware in vehicle electronic control unit (ECU) with software directly from the OEMs
- Fix software-controlled drivability, emission issues and program new ECUs
- Program emission-related ECUs on any J2534-compliant vehicle (2004–newer) and other J2534 compliant controllers (at OEM dependent)
- Includes protocols for fault tolerant CAN, new CAN lines and access to additional late-model vehicle networks
- Includes programming interface, 6' USB PC-interface cable, 6' vehicle interface cable and instruction manual
- Additional requirements include a reflashing software application, data subscription from OEM and a PC with internet access
- Easier than ever—go to www.snapon.com/diagnostics/us/Pass-Thru-Pro-IV for Pass Thru Pro IV firmware/driver updates
- The Pass Thru Pro IV vehicle interface connects to a PC (not included) through the USB connector and to the vehicle through the OBD-II connector; ECU reflashing software and update files are downloaded from the OEM website through the pass-through device into vehicle control unit
- NOTE: A stable vehicle power supply is critical to protect the vehicle ECU during programming—the Snap-on® EECS306C D-TAC™ Elite and the Snap-on® EEBC500A Battery Charger Plus™ are well suited to this purpose

EETA314A Snap-on® Pass Thru Assistant

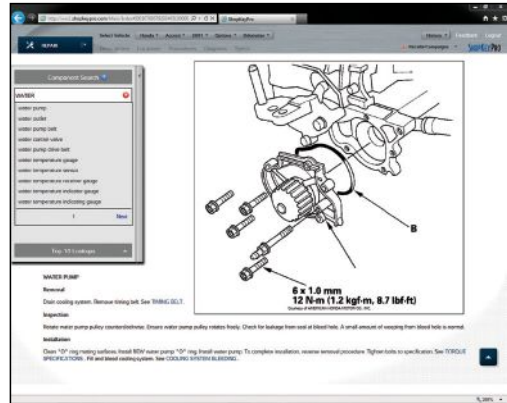
- Pass through device and battery maintainer in one package
- Guaranteed Results: we take the risk, not you
- Designed to bring a reprogramming solution to every automotive repair and collision technician
- The Pass Thru Assistant expands your capabilities to include reprogramming for domestic, Asian and European vehicles
- No need to send the vehicle to dealer
- Not dependent on mobile technicians
- Allows shop to be the preferred dealer alternative
- Enables shop to be the complete solution provider
- Easy to follow step-by-step instructions: plug the unit in; turn on the unit; call the Pass Thru Assistant phone number to schedule a session; follow the connection instructions; remote agent performs the flash programming
- Includes Integral Pass Thru device; Windows 10 tablet; battery maintainer; OEM software installed and OEM software updates included
- Additional information can be found at snapon.com/passthruassistant



- Read and follow safety messages in the instructions.
- Do not use in environment with explosive vapor.
- Read Safety Precautions on pages W1–W4



Full-color wiring diagrams with circuit highlights and zoom feature clarify even the most complex circuits.



With a single lookup you get access to illustrated repair procedures, diagnostic information, expert tips, maintenance schedules, TSBs, wiring diagrams and component locators.

ShopKey® Pro and Mitchell1™ TruckSeries provide technicians with complete repair information for class 1–8 vehicles including real-world information to diagnose and repair vehicles problems efficiently.

1Search® Plus

To improve your information lookup, 1Search® Plus returns information in a unique graphical layout aligned with the way a technician thinks about diagnosis and repair. OEM and real-world information are fully integrated, reducing your navigation time. All results are returned in specific categories, leading you directly to the information you want and cutting out the clutter.

Enhanced Wiring Diagrams

Our enhanced wiring diagrams feature intelligent navigation that takes you directly to the specific diagram for the component you searched for, with traces automatically highlighted. It's faster and easier than ever to find the exact wiring diagram you need for an efficient and accurate diagnosis.

ADAS–Driver Assist

Diagnose, calibrate and repair vehicles equipped with Advanced Driver Assistance Systems (ADAS) features. Simply select a vehicle and click the Driver Assist (ADAS) Quick Link button, and you have immediate access to a table that consolidates all the ADAS information for the vehicle in a single location. You get the full picture of the ADAS features and components and can simply click to select the repair and calibration information you want.

Latest TSBs

Never miss a TSB! Access the most accurate and up-to-date database of TSBs available, most delivered within one month of publication by OEM.

Quick Links

Quickly navigate to the most popular content, including fluids, tire fitment, reset procedures, wiring diagrams, component tests and locations, DTCs and TSBs.

SureTrack Real Fixes

Find the fix with expert-based knowledge captured from over 600 million completed repairs and real world tips from professional technicians.

Component Test Information

Component operation, location, best test location, connector end views and test procedures provide all the information needed to verify the component is operating properly or failing.

Community of Technicians

You are likely not the first person to come across that difficult-to-diagnose code or symptom. Use the community as a collaborative tool to ask a question to automotive experts and receive answers (often in a few minutes) to help you move forward.

Estimating Integrated with Manager™ SE

Build accurate, profitable estimates quickly and easily with the only OEM repair information system integrated with the industry's most trusted shop management system.

Integration with Snap-on® Diagnostic Tools

Access ShopKey® Pro on your Snap-on® ZEUS™ or VERUS® series tool and have the information you need to get the job done, right at your fingertips.



OBD-II Scan Tools

Type	Description	EECR1B	EECR3B	EECR5A
Tool Features	Display	•	2.8" LCD	3.5" LCD
	Multilingual	•	•	•
	Internal Batteries		•	•
	Detachable Cable		•	•
	Illuminated LED's on OBD2 DLC cable head		•	•
OBD2 Functions	\$01 - Limited Live Data		•	•
	\$01 - Graph Live Data		• 2 Values	• 2 values
	Record and Playback (LD)		•	•
	\$02 - Freeze Frame		•	•
	\$03 - Read DTC	•	•	•
	I/M Monitors Status	•	•	•
	OBD2 Hybrid	•	•	•
	Definitions on Screen		•	•
	\$04 - Erase	•	•	•
	\$05 - O2S Results		•	•
	\$06 - Non-continuous Test Results		•	•
	\$07 - Pending DTCs	•	•	•
	\$08 - EVAP		•	•
	\$09 - ECU Info (on Background)		•	•
	\$09 - Display on Screen	•	•	•
\$0A - Permanent DTC	•	•	•	
ABS Coverage	ABS - Domestic Coverage		•	•
	ABS - Asian Coverage		•	•
	ABS - European Coverage		•	•
	ABS - Limited Live Data			•
SRS Coverage	SRS - Domestic Coverage		•	•
	SRS - Asian Coverage		•	•
	SRS - European Coverage		•	•
	SRS - Limited Live Data			•
Common Features	All-in-One Display	•	•	•
	System Status LED	•	•	•
	Prioritized DTCs	•	•	•
	Readiness Monitors Definitions	•	•	•
	LED Meaning		•	•
	DLC locator		•	•
	On Screen Code Definitions Lookup Library		•	•
Enhanced Engine and Transmission Codes		•	•	
Unique Tool Features	Trip Cycle Procedure		•	•
	Mode 6 in Layman's terminology		•	•
	Oil Light Reset		•	•
	Battery Reset		•	•
	Battery Initialization Function			•
	Code Severity Alert	•	•	•
	Battery/Charging System Test			•
	Oil Level/Oil Life		•	•
	Reads Hybrid Battery Cell Voltage			•
	Brake Pad Life			•
	Reads TPMS/Tire Pressure			•
Reads Transmission Temp			•	
Network Scan (scan DTCs for all modules)			•	
Software, Website, Support and Service Features	Warranty - Years Covered	2	2	2
	Internet Updateable and Upgradeable	•	•	•
	USB Cable Included	•	•	•
	Free Lifetime Internet Updates (Bug Fixes)	•	•	•

EECR1B CarScan® Code Reader (Blue-Point®)

- Diagnose and turn off check engine light—works on all 1996 and newer OBD-II vehicles
- Now includes a Code Severity Alert for better DTC understanding and a black housing to keep a cleaner appearance
- Plug-and-play diagnostics—simply plug in, tool automatically links to vehicle, then diagnostics start in seconds
- I/M readiness advisor—perform OBD-II drive and trip cycle tests to validate for accurate repairs with on-screen I/M status indicators
- Backlit screen aids in viewing information
- Small size fits in pocket for quick retrieval

EECR3B CarScan® Code Reader +ABS/SRS (Blue-Point®)

- Diagnose and turn off check engine light—functions on all 1996 and newer OBD-II vehicles
- Now includes oil level and life information with a black housing for a cleaner look
- Includes ABS/SRS, limited live data and trip cycle procedure
- Vehicle health status LEDs know in advance if the vehicle is emission test ready (Red = Fail, Green = Pass)
- Plug-and-play diagnostics—simply plug in and the tool automatically links to the vehicle; diagnostics start in seconds
- Service and diagnose engine and ABS system—read and clear anti-lock brake DTCs on 1996 and newer US, Toyota® and Honda®
- View freeze-frame data—review a snapshot of the conditions present when the failure occurred to duplicate for advanced diagnostics
- Built-in memory for off-car review
- Internet updatable via USB
- Backlit color screen
- DTC definitions displayed in English, Spanish and French

EECR5A CarScan® Code Reader+ ABS/SRS/Module Scan (Blue-Point®)

- Now includes code severity alert, battery system test, oil life, hybrid battery cell voltage, brake pad life, reads tire pressure and transmission temperature
- Network/module scan reads and clears vehicle ECU modules
- Vehicle health status LEDs—know in advance if the vehicle is emissions test ready (Red = Fail; Green = Pass)
- Service, diagnose engine and ABS/SRS systems
- Read and clear anti-lock brake (ABS) DTCs on newer vehicles
- Read and clear supplemental restraint system (SRS) DTCs on newer vehicles
- OBD-II Live Data (ABS/SRS) review systems to aid in diagnosis
- DTC definitions displayed in English, Spanish and French
- Internet updatable via USB for bug fixes
- SRS limited live data and trip cycle procedure
- OBD-II connection point is lighted for simplified under dash installation
- Backlit color screen for improved viewing
- Technical Support 877-447-6276



• Read and follow safety messages in the instructions.

• Do not use in environment with explosive vapor.

‡ These products can expose you to chemicals which are known to the state of California to cause cancer and reproductive harm. See pages P1-P2 for details.

• Read Safety Precautions on pages W1-W4

PRO-LINK® EDGE HEAVY-DUTY VEHICLE DIAGNOSTICS



EEHD189090



EEHD709004

PRO-LINK® Edge

- PRO-LINK® Edge provides the technician with the speed and efficiency required to stay competitive while repairing today's complex commercial vehicles
- Provides thousands of OEM tests, maintenance routines, and programmable parameters for major systems on commercial vehicles, including engines, transmissions, brakes, body and chassis, and instrument clusters
- Eliminates the need to cross-reference generic codes to OEM codes
- Displays proprietary faults and data even after free trials have expired
- New protocols to support Ram® ProMaster vehicles

EEHD709004 PRO-LINK® Edge Master Kit

- Perfect for truck shops, general repair, fleet maintenance, mobile service and municipalities; provides OEM-proprietary diagnostics for commercial heavy-duty trucks
- Tested and licensed OEM coverage for all major systems, including engines, transmissions, ABS, instrument cluster, emissions, SCR, body systems and more
- Essential maintenance functions include read and clear fault codes, access trip data to monitor vehicle and driver performance, create health reports and view live data to verify performance
- Powerful repair functions include graph live data to find tough problems, special tests to verify component failures and validate system operation, program replacement components, expanded component diagnostics and custom ECU programming configuration
- OEM-proprietary diagnostics for commercial vehicles from light diesels to Class 8 heavy-duty trucks
- Covers systems and components for the major HD manufacturers: Volvo®, Mack®, PACCAR®, Kenworth®, Peterbilt®, Freightliner®, International®, and more—plus light- and medium-duty truck coverage
- Easy-to-use, common user interface for all makes
- Big 10.1" color touchscreen display for clarity and fast navigation; automatically adjusts brightness for indoor and outdoor use

Connectivity tools make it easy to save, view and share vehicle results:

- Mini HDMI port to view results on external monitor
- SD memory card slot to store/share test results
- Wi-Fi® for networking
- USB port for accessories like a memory stick, keyboard or printer
- Rugged solid-state drive to store data and software upgrades
- Choice of power sources: internal lithium-ion battery, 120 V AC adaptor or vehicle connector

and GM® body control modules

- Provides software suites bundled by manufacturer to give the technician flexibility and to reduce the overall cost of the number of software titles required to make repairs (reduces the number of titles from 20 to 10)
- Ability to scroll/swipe through information and data lists just the same way as on mobile devices
- More categories and data parameters per page
- Improved screen layout; modernized, intuitive icons and a higher screen resolution
- Ability to review and download maintenance information, wiring diagrams, specifications, and digital photos from optional Mitchell 1® Repair-Connect®

- Get direct links from fault codes to step-by-step test and diagnostic procedures, component locators and wiring diagrams with the optional Repair-Connect®
- Internet delivery of software upgrades directly to the tool and a free trial period to try before purchase—see your Snap-on® representative to activate
- Software upgradable to accommodate new technology, ECUs and EPA requirements
- Over 1,000 special tests to override vehicle controls and operating conditions for diagnostic validation—e.g., DPF clean/replace, cylinder contribution, injector tests, timing and boost calibration
- Over 500 programmable parameters to configure a fleet to operating limits you define—e.g., idle shutdown, speed limit, driver reward, engine rating, engine protection shutdown and injector replacement

EEHD189090 PRO-LINK® Edge Starter Kit

Pro-Link® Edge Starter Kit includes:

- Pro-Link® Edge heavy-duty diagnostic system
- Edge HDS Starter Kit Software (J1708/J1587, J1939 and OBD-II/EOBD)
- 8' data cable
- 16-pin J1962 OBD-II adaptor
- 9-pin Deutsch adaptor (non-locking)
- 6-pin Deutsch adaptor
- Soft carrying case with cushioned foam organizer
- High-energy lithium-ion battery pack
- 120 V AC power adaptor

Key Functions and Features:

- Large, sharp color graphics
- Information clearly displayed
- Fast data downloads
- Portable and powerful

EEHD189090K PRO-LINK® Edge

PRO-LINK® Diagnostic Platforms

EEHD345MAPBO PRO-LINK® Edge Master Kit with Five-Drawer Cart

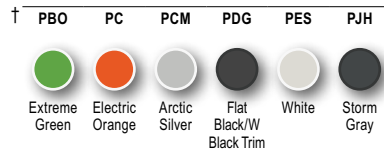
- Five-Drawer, split-top lid, 27" industrial touchscreen monitor, PRO-LINK® Edge Diagnostic Tool, full software suite, 6-pin Deutsch® cable, data cable, 9-pin Deutsch® cable, 16-pin J1962 cable, PLC adaptor, battery pack, AC adaptor and foam inserts
- Four custom-fit foam drawer organizers with part number and description labeling provide control for scan tool and accessories (EEHDEKFOAM3A and EEHDEKFOAM4B are for optional accessories)
- Cart split-top slides out from center to provide total access to a generous top compartment; designed with a printer in mind to allow for the documentation of critical diagnostic sessions
- Full-length, 2-point locking lid and separate manual rear lock rod for drawers; more secure than single-point lock used by many other manufacturers— independent drawer locking switch inside the top compartment
- Cart body is entirely welded double wall design, not bolted, for lasting strength
- Two shot-molded rubber/nylon corner bumpers help protect nearby objects and provide long-lasting brand identification and professional appearance
- 32" cart is maneuverable and equipped with quiet, low-vibration rolling casters
- Drawers have rolled edges and a rear flange providing a solid feel under load
- PRO-LINK® Edge Diagnostic Tool features a 10" full-color class LED sunlight-readable display
- Includes all available software suites, tested and licensed OEM coverage for all major systems, including engines, transmissions, ABS, instrument cluster, emissions, SCR, body controls and more

EEHD345SAPC† PRO-LINK® Edge Starter Kit with 32" Five-Drawer Cart and Touchscreen Monitor



EEHD345MAPWZ

Colors Available



† PBO PC PCM PDG PES PJH
 † PJJ PJK PKS POT PU PWZ
 ADD SUFFIX TO STOCK NUMBER FOR SPECIAL COLORS.

	Stock No.	Description
Software Suites	EEHD862018	PRO-LINK® Ultra Software, DDEC® Suite v3.0
	EEHD865005	Allison Transmission® Suite
	EEHD865005U	Allison Transmission® Update
	EEHD865009	Navistar® MaxxForce® v3.0
	EEHD865009U	Navistar® MaxxForce® v3.0 Update
	EEHD865014	Meritor® WABCO® Suite v2.0: Air, Hydraulic ABS and OnGuard® CMS
	EEHD864007	Heavy-Duty Standard J1939
	EEHD864010	International® Engines v2.0
	EEHD864015	DDEC® Suite: DDEC® II, III, IV, V v2.0
	EEHD864021	Trailer ABS Suite: Eaton®, Wabash® and Haldex®
	EEHD864024	CAT® Engines with ACERT® Technology v2.0 Update
	EEHD864027	Caterpillar® Electronic Engines
	EEHD864031	Detroit Diesel® MBE
	EEHD864041	Navistar® Body and Chassis
	EEHD864076	OBD-II/EODB v5.0
	EEHD867011	Volvo®/Mack® V3 2007–Present
	EEHD867011U	Volvo®/Mack® 2007+ Update
	EEHD867034	PACCAR® Engines EPA10

	Stock No.	Description
Vehicle Adaptors	EEHD494024	PRO-LINK® Ultra 6-Pin Deutsch® Adaptor
	EEHD493026	26-Pin Data Cable
	EEHD493028	PRO-LINK® Ultra 9-Pin Deutsch® Adaptor
	EEHD493013	J1962 16-Pin Cable
	EEHD406004	HD Crossover Cable (PACCAR® MX)
	EEHD604020	PLC Adaptor
Accessories	EEHD861048*†	PRO-LINK® Ultra Software, Light and Medium Truck (LMT) 2021
	EEHD218015-1	Carry Case – Top
	EEHD218015-2	Carry Case – Bottom
	EEHD4001-022	Battery (Ultra only)

*NOTE: Color options require an approximate 20-day lead time for delivery. Expert Customer Care, Technical Support and Repair 800-311-5452. Please order mini-catalog SS3258 for more detailed software applications.



- Read and follow safety messages in the instructions.
- Do not use in environment with explosive vapor.
- Read Safety Precautions on pages W1–W4

PRO-LINK® EDGE HEAVY-DUTY DIAGNOSTICS



PRO-LINK® Edge Software

Stock No.	Description
EEHD841006	PRO-LINK® Edge Software, PSI Engines v 1.0
EEHD841048	PRO-LINK® Edge Software, Light and Medium Truck (LMT) 2021
EEHD842003	Cummins® Software 2002+ – Edge
EEHD842015	Detroit Diesel® Software DDEC® 2-DDEC 13, MBE – Edge
EEHD849005	Allison® Software – Edge
EEHD849010	International® Software Suite 1996+ – Edge
EEHD849011	Volvo®/Mack® Software 2007–2018 – Edge
EEHD849021	Edge ABS Software BENDIX® ABS, TPMS, WABCO® Air, Hydraulic, Trailer ABS: Eaton®, Wabash® and Haldex® Suite
EEHD849024	CAT® Software 1990–2009 – Edge
EEHD849025	HINO® Software 2005–Current – Edge
EEHD849034	PACCAR® Software EPA 2010–2017 – Edge

PRO-LINK® Ultra and Edge Adaptors, Cables and Accessories

	Stock No.	Description
	EEHD493033	2- and 3-Pin Deutsch® Adaptor
	EEHD494024	PRO-LINK® Ultra 6-Pin Deutsch® Adaptor
	EEHD493001	9-Pin Deutsch® Adaptor (Locking)
	EEHD493015	CAT® 9-Pin Adaptor
	EEHD493028	PRO-LINK® Ultra 9-Pin Deutsch® Adaptor
	EEHD493014	HD Caterpillar® 9-Pin T-Adaptor
	EEHD493003	12-Pin Adaptor
	EEHD493013	PRO-LINK® Ultra 16-Pin Adaptor
	EEHD493026	PRO-LINK® Ultra Data Cable
	EEHD499095	PRO-LINK® Edge AC Adaptor 12 V, 2.5 A, 30 W

	Stock No.	Description
	EEHD424001	J560 7-Way Power Cable
	EEHD499098	Mini HDMI® Adaptor
	EEHD709002MR	Medium Range V2 for PRO-LINK® Ultra
	EEHD604020	Universal J560 PLC Adaptor
	EEHD406004	HD Crossover Cable (PACCAR® MX)
	EEHD219016	Soft Side Carry Case
	EEHD219017	Heavy-Duty Carry Case with Foam
	EEHD4001-025	Battery Pack
	EEHD905008	Fault Code Guide



EEHD186030

Pocket iQ™ 2 Heavy-Duty Scan Tool

EEHD180030 Pocket iQ™ 2 Scan Tool (Blue-Point®)

- View and clear inactive and historic faults
- Includes software to perform critical Diesel Particulate Filter (DPF) Regeneration (REGEN) while the PRO-LINK® Edge is used to diagnose another vehicle
- Monitor all vehicle data
- Check engine speed and load, pressures, temperatures and more
- Display trip data
- Collect and store data from multiple vehicles
- Complements the full-function PRO-LINK® Edge

Pocket iQ™ 2 Scan Tool is ideal for:

- Aftermarket diesel technician
- Fleet technician
- OEM dealer (PM tech)
- Triage tool for shop technicians
- Owner/operator
- Maintenance facilities (non-repair)
- Expert customer care and technical support 800-311-5452

Included in EEHD180030

Stock No.	Description
EEHD493028	9-Pin Deutsch® Cable
EEHD493013	J1962 16-Pin Cable
EEHD493026	26-Pin Data Cable
EEHD216010	Pocket Case (Blue-Point®)
EEHD496090	AC Adapter, 5 V, 2A,USB

Applications

- HD/LMT DPF Regen
- Light and Medium truck (LMT) 2016 Note: The LMT module does not include the ability to run special tests except DPF REGEN
- Heavy-Duty Standard (HDS) Note: The LMT module does not include the ability to run special tests except DPF REGEN The HD/LMT DPF Regen module provides coverage for the following manufacturers:
 - PACCAR®
 - Cummins®
 - Volvo®/Mack®
 - Hino®
 - Navistar® Maxx Force®
 - Detroit Diesel® DDEC 6, 10, 13
 - Dodge®/Ram®
 - Ford® diesel engines
 - GM® diesel engines
 - Isuzu® diesel engines

Optional Software/Adaptors

Stock No.	Description
EEHD604020	Universal J560 PLC Adaptor
EEHD918019SW	Pocket iQ™ 2 School Bus Software Suite (Blue-Point®)

Pocket iQ™ Heavy-Duty Scan Tool accessories

Stock No.	Description
EEHD1402813	Stylus Pen
EEHD181030-2	Battery Pack
EEHD403098	USB Cable
EEHD488024	6-Pin Deutsch® Adaptor
EEHD501002	Power and Data Cable



EEHD604020

PRO-LINK® Ultra and Edge Adaptors, Cables and Accessories

The cables included with PRO-LINK® Ultra and Edge scan tool kits meet the needs of most customers. Please contact Snap-on® technical support, 800-311-5452, for information and assistance regarding the need for any additional cables.

EEHD604020 Universal J560 PLC Adaptor

- Use the Universal J560 PLC Adaptor with the ABS diagnostic software application
- Detect ABS warning lamp messages coming from the trailer ECU
- Test the in-cab trailer ABS warning lamp
- Connect to the vehicle between the tractor and the trailer, or the trailer alone without the tractor



EEHD918021

Pocket iQ™ Software

EEHD918021 Pocket iQ™ 2 ABS Suite V 2.0 (Blue-Point®)

- Support for Bendix® EC-80™, TAB-6™ Advanced and SmartTire® Tire Pressure Monitoring System (TPMS)
- Special tests new with this release include: Axles Setup, Calibrate Lateral Acceleration Sensor, Calibrate Steering Angle Sensor, Chuff Modulators, Drag Torque, eTrack Solenoid and HSA Solenoid (Hill Start Assist)
- Includes Bendix® ABS Suite V 2.0, Meritor® WABCO® Suite and Trailer ABS Suite
- Trailer ABS Suite includes Wabash National® MBS-1P and MBS-2, Eaton® GEN4 and GEN5 and Haldex® PLC, PLC Plus, and PLC Select
- Expert Customer Care Technical Support 800-311-5452



- Read and follow safety messages in the instructions.
- Do not use in environment with explosive vapor.
- Read Safety Precautions on pages W1-W4

POCKET IQ™ HEAVY-DUTY VEHICLE DIAGNOSTICS



EEHD695020

Pocket iQ™ Software

EEHD695020 Tractor-Trailer ABS Software Kit

- Software allows user to interface with the tractor ABS, trailer ABS and the PLC
- Reads current and historic fault codes
- Reads current brake data
- Clears current and historic fault codes
- Tests the tractor-trailer interface
- Automatically detects and reads the OEM's ECU brake system configuration
- Actuates modulators and valves
- Cycles brake retarder relays
- Tests wheel sensors and traction disabling
- Reads the trailer ECU data (odometer, trip odometer)
- Tests the trailer ABS Warning lamp
- Checks battery voltage to the trailer
- Includes EEHD892021 ABS Software Suite and EEHD602020 J560 PLC Adaptor

EEHD798021 Tractor-Trailer ABS Software Kit

- Includes Pocket iQ™ Scan Tool, EEHD892021 ABS Software Suite and EEHD602020 J560 PLC Adaptor



EAX0052L07A



EEHD488024



EEHD481003



EEHD501002

PRO-LINK iQ™ Adaptors, Cables and Accessories

The cables included with PRO-LINK iQ™ scan tool kits meet the needs of most customers. Please contact Snap-on technical support, 800-639-6774, for information and assistance regarding the need for any additional cables.

Stock No.	Description
EAX0052L07A	DLC16 to 9 Pin Deutsch® Adaptor
EEHD481003	12-Pin Adaptor
EEHD488024	6-Pin Deutsch® Adaptor
EEHD501002	Power and Data Cable

*Important Words
About Safety
for Users and Bystanders*

Following these basic safety rules is a good start toward protecting yourself — and others in the vicinity — from injury while using tools.

Wear safety goggles
Use the right tool
Use the tool properly
Maintain the tool regularly
Keep tools away from children
Do not use tools on live electrical circuits unless specifically designed for such use
Read and follow instructions

- *  **THIS SYMBOL INDICATES PROHIBITED ACTION**
- *  **DO NOT OVER-TORQUE NO PIPES OR LEVER EXTENSIONS**
- *  **NO HAMMERING**
- *  **NO PRYING**
- *  **DO NOT STRIKE HARD OBJECTS**
- *  **NO IMPACT/POWER DRIVE**
- *  **DO NOT STEP IN OR ON DRAWERS**
- *  **DO NOT OPEN MULTIPLE DRAWERS**
- *  **DO NOT PULL TO MOVE**
- *  **KEEP CHILDREN AWAY**

- *  **THIS SYMBOL INDICATES MANDATORY ACTION**
- *  **MUST READ INSTRUCTIONS BEFORE USE**
- *  **MANDATORY EAR PROTECTION**
- *  **MANDATORY EYE PROTECTION**
- *  **MANDATORY PROTECTIVE GLOVES**
- *  **MANDATORY PROTECTIVE CLOTHING**
- *  **MANDATORY FACE SHIELD**
- *  **MANDATORY HEAD PROTECTION**
- *  **MANDATORY MASK**
- *  **MANDATORY RESPIRATOR**

- *  **WARNING**
THIS SYMBOL INDICATES A HAZARD ALERT, GENERAL WARNING SIGN
 - *  **RISK OF EXPLOSION**
 - *  **RISK OF ELECTRIC SHOCK**
 - *  **RISK OF FIRE**
 - *  **RISK OF ENTANGLEMENT**
 - *  **VIBRATION HAZARD**
 - *  **OVERHEAD/OVERLOAD HAZARD**
- *These symbols are excerpted from ISO 7010: 2011 with the permission of ANSI on behalf of ISO.
© ISO 2014–All rights reserved

Safety messages in this catalog use the guidelines of the American National Standard ANSI Z535.4 for Product Safety Signs and Labels and ANSI Z535.3 Criteria for Safety Symbols. Messages associated with specific products use a triangular hazard alert symbol, signal word (CAUTION, WARNING, DANGER) and how to avoid the hazard. Each message refers to pages (W1 to W4) which provide additional safety symbols and three-part messages advising of:

- The hazard
- How to avoid the hazard**
- The probable consequence of not avoiding the hazard*

PLEASE READ AND FOLLOW these messages to avoid injury to yourself and bystanders.

Adaptors

WARNING



- Adaptors can break from over-torque. **Do not use with impact drivers. Do not exceed the torque stamped on adaptor.**
Broken adaptor can cause injury.

Battery Chargers, Testers, Portable Booster Packs

WARNING



- Batteries produce explosive gases and can explode.



Wear safety goggles (user and bystanders). Read and follow all safety precautions accompanying the product. Do not overcharge battery. Keep flames and sparks away from batteries.



Do not expose batteries of Booster Pack to liquids.

- Sparks occur when connecting or disconnecting leads while charger is ON.



Charger must be OFF when connecting or disconnecting leads. Do not allow leads on Booster Packs to contact each other.



Battery explosion or ignited gases can cause injury.

Blow Guns

WARNING



- Blow guns create flying particles, noise and high velocity air.



Wear safety shield or goggles (user and bystanders).

Wear mask if air is dusty (user and bystanders).



Wear hearing protection (user and bystanders).

Do not direct air at yourself or bystanders.

Keep out of reach of children.

VENTED: Do not use if air supply is above 135 psig. Do not obstruct vents.

NON-VENTED: Do not use if air supply is above 30 psig.



Flying particles, noise and high velocity air can cause injury.

Brake Tools

WARNING



- Brake cylinder hones can fly apart if used outside cylinder.



Wear safety goggles (user and bystanders). Operate only while hone is within cylinder.

Flying parts can cause injury.

Butane Mini-Torches

WARNING



- Butane can explode. **Store at a temperature below 120 °F. Dispose of butane in accordance with regulations.**



Explosion or flames can cause injury.

Compressors

WARNING



- Air compressors have electrical parts, moving parts and contain high pressure air that may be impure.

Read and follow all instructions. Do not use as an air supply for breathing. Improper use or maintenance can cause shocks, entanglement or injury.

- Compressor systems contain air under pressure which can create a high pressure stream or ruptured vessel.



Wear safety goggles (user and bystanders).

Relieve pressure before servicing. Do not modify/repair/rework pressure vessel or change safety relief pressure setting.

A pressurized air stream or rupturing pressure vessel can cause injury.



- Moving components inside. **Do not use without all guards in place.**

Moving components can cause injury.



- High voltage will create an electrical shock. **Disconnect all power before servicing.**

High voltage can cause injury.

Cordless Tools

WARNING



- Battery packs present a risk of fire, explosion and electric shock.

Charge battery pack only with charger provided.



Do not store battery packs at temperatures above 120 °F (49 °C). Do not discard used batteries; return them to a Snap-on® repair center for recycling.



Follow all safety messages in user's manual.

Do not expose battery pack to liquids. Fire or explosion or electric shock can cause injury.



- Sparks from electric motor can ignite an atmosphere containing flammable vapor.



Do not use cordless tools in a volatile atmosphere.

Fire and/or explosion can cause serious injury.

Diagnostic Equipment

WARNING



- Use of diagnostic equipment on rotating engine poses risk of flying particles and entanglement.



Wear safety goggles. Use caution in routing cables.

Flying particles can cause injury. Poorly routed cables and test leads can cause entanglement and injury.



- Use of diagnostic equipment can cause electrical shock, fire and explosion.

Use caution and proper procedures when connecting and disconnecting leads. Diagnostic equipment must be located 18" or more above floor level.



Avoid sparks and other sources of ignition.



Electrical shock, flames and explosion can cause serious injury.



- Improper use can cause hazardous conditions.

Read and follow all safety precautions accompanying the product.

Unexpected electrical, thermal or mechanical occurrences can cause injury.

Fuel System Tools

WARNING



- Flammable liquid and fumes can ignite. **Wear safety shield (user and bystanders). Use only in well-ventilated areas.**



Flames or explosion can cause injury.

Geared Head Torque Multipliers

WARNING

- Use of geared head torque multipliers for torque control may result in inaccurate torque application.

For accurate control of torque use an Electrotork®, a Torqometer® or other measuring device located directly on the fastener.

Limited accuracy of the torque ratio of a geared head torque multiplier may cause improper preload of the fastener if it is used for torque control.

Grinders, Grinding Wheels, Power Tool Accessories

(drill bits, wire brushes, grinding burrs, abrasive wheels, grinding wheels, valve grinders, valve grinding wheels)

WARNING



- Grinding causes flying particles. Power tool accessories can break.



Wear safety goggles (user and bystanders). Do not operate without eyeshields, guards and holders in place.

Do not use power tool accessories at speeds faster than their maximum rated RPM.

Do not use any accessory not specifically intended for use with a die grinder, with a die grinder.

Flying particles and broken tools can cause injury.

Wire bristles can break and fly off.

Wear safety goggles (user and bystanders).

Flying particles can cause injury.

Force on the side of grinding wheels or discs can break them.

Do not grind on the side of a grinding wheel or disc.

Broken grinding wheel or disc can cause injury.



Hammers (See Striking and Struck Tools)

Hand Tools Handles

WARNING



- Handles can break if overloaded. **Do not use "cheater bars" on handles. Pull, do not push, on handles.**

Broken handle or a fall can cause injury.

Sockets, Accessories

WARNING

- Sockets and accessories can break if used with an impact wrench.

Do not use chrome or industrial finish hand tools with impact drivers.

Broken sockets or accessories can cause injury.

Impact Wrenches

WARNING



- Impact wrenches produce noise and vibration.

Wear appropriate ear protection and gloves.

Extended exposure to noise and vibration can cause injury or impairment.



- Impact wrenches can cause breakage of sockets or accessories.



Wear safety goggles (user and bystanders).

Flying particles can cause injury.

Knives

WARNING

- Blades are sharp and can cut
 - Blades can break causing flying objects
- Wear safety goggles (user and bystanders).**
Do not pry or bend blade.
Keep away from children.
Make sure that the blade locking device is securely engaged before using the knife.
Sharp edges and flying objects can cause injury.

Leak Detectors

WARNING

- Gases, fluids or accumulated fumes may explode or ignite
- Do not expose fluids or fumes to flames, sparks or other sources of ignition.**
Wear safety goggles or safety shield.
Use only in well-ventilated areas.
Explosion or flames can cause injury. Fumes can cause breathing difficulty.

Lift Equipment Jacks, Jack Stands

WARNING

- Vehicles supported by jacks or jack stands may fall if used improperly
- Do not exceed rated capacity of jack or jack stand.**
Do not work on vehicle supported by jack, use jack stands; use jack stands in pairs.
Use jack and jack stands only on hard level surface.
Lift and support vehicle only on its designated lift points.
Failure of jack or jack stand or falling of vehicle can cause serious injury or death.

Lifts, Hoists

WARNING

- Vehicles supported on lifts or hoists may fall if lifts are improperly installed, used or maintained
- Do not exceed rated capacity of the lift.**
Lift must support vehicle only on its designated lift points.
Lifts must be installed by qualified installer.
Lifts must be inspected and maintained in accordance with user's manual.
Follow all instructions for proper use and all safety messages in user's manual.
Failure of the lift or vehicle falling off of lift due to use of improper lift points can cause serious injury or death.

Lighting

WARNING

- Electrical shock can result from absence of grounding prong
- Do not remove or bypass the grounding prong in any electrical plug.**
Disconnect power before servicing.
Electrical shock can cause injury.

Pliers/Cutters

WARNING

- Broken tips or cut material can fly
- Wear safety goggles (user and bystanders).**
Flying material can cause injury.

Power Tools

(impact wrenches, ratchets, hammers, sanders, grinders, cut-off tools)

WARNING

- Power tools can cause flying particles
- Wear safety goggles (user and bystanders).**
Flying particles can cause injury.
- Power tools generate noise
- Wear hearing protection (user and bystanders).**
Prolonged exposure to noise can cause hearing loss.
- Power tools vibrate
- Avoid prolonged exposure to vibration.**
Prolonged exposure to vibration can cause injury.
- Improper use of power tools and accessories can cause broken tools
- Do not use without all guards in place.**
Use accessories rated at tool RPM or higher.
Read and follow instructions before using power tools.
Broken tools can cause injury.

Pressure Equipment and Pressure Gauges

(all equipment using pressurized air or hydraulic fluid such as tanks, spray guns and blow guns)

WARNING

- Pressurized equipment, systems or tanks can break or leak
- Do not exceed the maximum pressure rating of equipment.**
Wear safety goggles or shield and protective clothing appropriate to the fluid.
- Pressurized fluid striking the body can cause personal injury. Flammable fluids such as gasoline, propane, etc. can ignite or explode and cause injury.
- Fluids can leak or escape
- Use only in well-ventilated areas.**
Breathing vapors or fluids from leaks can cause illness or injury.
- Pressurized air or fluid stream can propel dust or particles
- Do not direct air or fluid stream at your body or at others.**
Flying particles, air or fluid entering body can cause injury.
- Improper use or maintenance of pressurized equipment can cause leaks or rupture
- Read and follow instructions.**
Leaking of pressurized equipment can cause injury.

Prybars

WARNING

- Prying can cause flying chips. Chipped or cracked prybars can cause flying chips
- Prybars can chip if struck
- Wear safety goggles (user and bystanders).**
Do not use pipe or lever extension.
Do not use a prybar if chipped or cracked.
Do not use a prybar as a punch or hammer.
Flying chips can cause injury.

Pullers, Presses

WARNING

- Puller or press parts under stress can break
- Wear safety goggles (user and bystanders).**
Use the proper type and size puller or press.
Inspect the puller, do not use puller with worn or broken parts.
Screen the puller or press operation.
Broken parts can cause injury.

Punches/Chisels (See Striking and Struck Tools)

Ratchets

WARNING

- Ratchet mechanism may slip or break if dirty or worn
- Mismatched or partially worn parts can cause ratchet to slip or break
- Frequently inspect, clean and lubricate all non-sealed ratchet mechanisms with light oil.**
Do not immerse sealed ratchet in fluids.
Do not replace worn parts individually, use entire contents of the service kit.
Ratchets that slip or break can cause injury.

Sanders

WARNING

- Sanding disc or accessories can break if used above maximum rated RPM.
- Do not use sanding discs or accessories above their maximum rated RPM.**
Broken sanding disc or accessories can cause injury.
- Sanding produces particles and dust
- Wear safety goggles or a safety shield.**
Wear a dust mask or respirator.
Some dust created by sanding may contain chemicals known to produce cancer or other health concerns.
- Misuse of grinding wheels on sanders may result in wheel breakage.
- Do not use grinding wheels on sanders.**
Broken grinding wheels can cause serious injury.

Scrapers

WARNING

- Scrapers and putty knives can break if used for prying or chiseling
- Wear safety goggles (user and bystanders).**
Do not use a scraper or putty knife as a prybar or chisel.
Broken tools can cause injury.

Screwdrivers

WARNING

- Screwdrivers can break if used as prybar, chisel or punch
- Wear safety goggles (user and bystanders).**
Do not use a screwdriver as a prybar, chisel or punch.
Broken screwdriver can cause injury.
- Plastic screwdriver handles do not provide electrical insulation
- Do not use on or near live electrical circuits.**
Electrical shock can cause injury.

Socket Usage

- Select the proper type of socket for the application.**
- **Hand Sockets** – All chrome-plated sockets and black finished sockets identified as hand sockets are for hand use only
 - **Power Sockets** – Sockets designed and intended for use with power nut runners; do not use with impact drivers
 - **Impact Sockets** – Sockets designed for durability when used with impact drivers; use only impact sockets with impact drivers
 - Flexible sockets can cause injury when used with impact or power drivers.
- Do not hold flexible sockets or swivel joint tools during use.**
Rotating socket can cause hand injury.

Sockets, Power

WARNING

- Power sockets or accessories can break if used on impact drivers
- **Wear safety goggles (user and bystanders).**
- **Do not use power sockets or accessories with impact drivers.**
- *Broken tools can cause injury.*
- Holding a rotating tool can cause entanglement
- *Rotating power tools can cause injury.*

Striking and Struck Tools, Punches/Chisels

WARNING

- Striking and struck tools can break or chip
- Chipped or mushroomed punch and chisel ends or metal weakened by improper grinding can fragment
- Oversized hammer can chip the punch or chisel
- **Wear safety goggles (user and bystanders).**
- **Do not use punch or chisel having mushroomed ends; dress edges or mushroomed ends to original shape with a hand file.**
- **Do not misuse a chisel as a punch. Do not use chisels on bearings or other items that are harder than the chisel. Hammer head diameter should be approximately 3/8" larger than head of punch or chisel.**
- *Flying objects can cause injury.*
- Steel punches and chisels can cause sparks during use
- **Do not use near flammable substance.**
- *Flammable substances can ignite causing injury.*

Hammers

WARNING

- Hammers can cause flying chips.
- Chipped, mushroomed or cracked hammers can cause flying chips
- Glancing blows can cause flying chips
- Striking hard surface can cause flying chips
- Body hammers can chip or break if struck against hard surfaces
- **Wear safety goggles (user and bystanders).**
- **Do not use chipped, mushroomed or cracked hammers.**
- **Strike squarely and avoid glancing blows.**
- **Do not strike other hammers or similar hard surfaces.**
- **Do not use hammer for removing ball joints, use appropriate tool.**
- **Use body hammers only for striking automotive-type sheet metal; do not strike hard surfaces.**
- *Flying chips can cause injury.*
- Steel hammers can cause sparks during use
- **Do not use near flammable substance.**
- *Flammable substances can ignite causing injury.*
- COMPOTHANE® or urethane hammers can rupture or ignite if exposed to liquid oxygen
- **Do not use COMPOTHANE or urethane hammers near liquid oxygen.**
- *Ruptured and/or ignited COMPOTHANE or urethane can cause injury.*

Tire Changers

DANGER

- Tires can explode
- **Wear safety goggles.**
- **Do not over-pressurize tire, use the inflation-limiting feature on the tire changer.**
- **Do not mismatch tires and rims.**
- **Read and follow all safety precautions in user's manual**
- *Exploding tire can cause serious injury.*

Tool Storage Units

WARNING

- Storage units can tip or strike you
- **Do not open more than one loaded drawer at a time.**
- **Keep children away.**
- **Close lid and lock drawers and doors before moving.**
- **Apply brakes on locking casters when not moving unit.**
- **Do not step in or on drawers.**
- **Units to be used on level ground only.**
- **Secure units together with fasteners.**
- **Read and follow instruction manual**
- *Tippling of storage unit or unit striking you can cause injury.*
- Units edges can cut or pinch
- **Do not pull; push to move.**
- **Wear gloves when lifting by edges.**
- **Keep feet and fingers clear of edges when stacking, hanging or moving units.**
- *Unit edges can cause injury.*

Torque Sticks

WARNING

- The actual torque delivered to a fastener by a torque stick or torque extension depends on proper usage.
- **Read and follow all instructions.**
- **Check final torque with a torque wrench**
- *Improper torque can cause fastener loosening or breakage resulting in injury.*

Torque Testers

WARNING

- Calibration weights can cause tester and its base to tip.
- **Wear safety goggles (user and bystanders).**
- **Counterbalance or anchor mounting base.**
- *Tippling base can cause injury.*

Torque Wrenches

WARNING

- Overtorquing can cause breakage
- Wrench can break while breaking fasteners loose
- Force against flex stops on flex head torque wrenches can cause head breakage
- An out-of-calibration torque wrench can cause part or tool breakage
- **Wear safety goggles (user and bystanders).**
- **Do not exceed rated torque.**
- **Do not use a torque wrench to break fasteners loose.**
- **Do not force head of flex head torque wrenches against stops.**
- **Periodic recalibration is necessary to maintain accuracy.**
- *Broken tools can cause injury.*

Welders, Cutters Electric, Plasma

DANGER

- Electric welding or plasma cutting causes ultraviolet rays, localized magnetic fields, sparks, weld spatter and hazardous vapors and may cause electrical shock
- Bystanders will be exposed
- **Wear welding helmet with appropriate shade lens while welding or cutting.**
- **Wear gloves and protective clothing. Use only in well-ventilated area.**
- **Do not allow bystanders in area while welding or cutting.**
- **Do not operate this equipment if you have an implanted electromechanical device.**
- **Never coil electrode/torch lead around your body.**
- **Read and follow all safety precautions in instructions.**
- *Ultraviolet rays will burn eyes, magnetic field may affect operation of medical devices. Weld spatter, electrical shock or sparks can cause burns or other injuries.*

Gas, Welding and Plasma Cutting

WARNING

- Welding and cutting produce heat, weld spatter and hazardous vapors
- **Wear gloves, face shield and protective clothing.**
- **Use only in well-ventilated area.**
- **Do not allow bystanders in immediate area.**
- **Read and follow all safety precautions in instructions.**
- *Byproducts of welding or cutting can cause burns or other bodily injuries.*

Wheel Alignment Tools

WARNING

- Suspension springs can slip out of engagement with spring compressors
- **Follow instruction and assure that spring is properly engaged with the compressor.**
- **Wear safety goggles (user and bystanders).**
- **WA92 can break or disengage from spring if torqued over 30 lb ft**
- **Do not torque WA92 over 30 lb-ft**
- *Broken compressor or disengaged spring can cause injury.*

Wheel Balancers

WARNING

- Misuse of wheel balancer can result in accidents
- **Do not disable or by-pass the hood safety interlock system.**
- **Do not use on wet surfaces or below grade.**
- **Read and follow all instructions.**
- *Personal injury can result from improper use.*
- *Improperly balanced tires can cause vehicle accidents.*

Wrenches

WARNING

- Excess force can cause open-end, crowfoot or flare nut wrench slippage
- Wrenches can break if overloaded
- Slimline wrenches have limited torque strength
- **Wear safety goggles (user and bystanders).**
- **Do not use "cheater bars" on any wrench.**
- **Use only moderate force on crowfoot, flare nut and slimline wrenches.**
- **Broken or slipping wrenches can cause injury.**
- User can fall if fastener suddenly breaks loose or wrench jaw slips or breaks
- **Pull, do not push, on wrench handle.**
- *Injury can occur if user loses balance.*

1/8"

1/8" Drive Tools,
General Service Sets129

1/4"

1/4" Drive Tools 104–143
Adaptors..... 109–110, 118, 120, 127, 135
Bit Socket Sets..... 123, 124, 141
Bit Sockets 137–141
Breaker Bars 106, 130, 134
Chrome Sockets, Flank Drive® 110–118
Crowfoot Wrenches 289
Drills, Air..... 534, 535
Drive Handles 107–108, 134
Extensions 108–109, 126, 129, 135–136
General Service Sets 130–133, 142–143
Handled Drivers 107
Handles 107–108, 134
Impact Accessories 125–126
Impact Sockets, Flank Drive® 126–127
Impact Wrenches, Air 527
Impact Wrenches, Cordless 504
Power Accessories 128
Power Sockets 128
Ratchets 104–106, 129, 133
Ratchets, Adaptors..... 106, 109–110
Ratchets, Air 531, 532
Ratchets, Cordless 510, 511
Ratchets, FOD 106
Ratchets, Spinners..... 106, 134
Sockets,
Blue-Point® 135–143, 234–235
Sockets, Chrome, Flank Drive® 110–118
Sockets, Flip 119, 659
Sockets, Low Profile..... 115–116
Sockets, Special Purpose/
Application..... 119–120, 127
Sockets, Spline..... 118
Sockets, Swivel..... 118, 127
Sockets, TORX®, TORX Plus® 117,
120–122, 137–138, 454, 713
Speeders..... 108
Torque, Adaptors 118, 120
Torque, Drivers..... 320–321, 322
Torque, Square Drive Heads 364
Universal Joints..... 109, 116, 117, 125, 135

3/8"

3/8" Drive Tools..... 144–200
Adaptors..... 147, 151, 165–166, 182, 195
Bit Socket Sets..... 195–198
Bit Sockets 170–173
Bit Sockets, Mortorq® Drivers 173
Breaker Bars 148, 193
Crowfoot Wrenches 289–292, 453
Drills, Air..... 533, 535
Drills, Cordless..... 498, 505–506
Extensions..... 149–150, 182, 193–194
FOD Ratchets 147
Gauges, Torque Angle 321
General Service Sets 184–192,
199–200
Handles 149, 188, 192

Hi-Lok® Ratchets 148
Impact Accessories 175
Impact Drivers and Sets..... 174–175
Impact Sockets 164, 176–180
Impact Sockets, Flank Drive® 176–180
Impact Sockets, Swivel..... 164, 179–180
Impact Wrenches, Air 528–529
Impact Wrenches, Cordless 497, 504
Magnetic, Surface Drive Sockets 183
Power Accessories 182
Ratchets 144–148, 151, 192,
510–511, 530–532
Ratchets, Adaptors..... 151
Ratchets, Air 530, 531, 532
Ratchets, Cordless 510, 511
Ratchets, FOD 147
Ratchets, Hi-Lok® 148
Ratchets, Spinners..... 148, 192
Socket Inserts, Non-marring..... 151
Sockets, Blue-Point® 194–200
Sockets, Die..... 426
Sockets, Disc Brake 787
Sockets, Flank Drive® 152–160,
176–180, 184, 187, 420, 421, 422
Sockets, Flip 459, 734
Sockets, Low Profile..... 179, 184, 687
Sockets, Lug Nut 669
Sockets, Oil Filter 734
Sockets, Spark Plug 165, 421, 422
Sockets, Special Purpose/
Application..... 163–164, 169,
180–181, 454
Sockets, Spline..... 162
Sockets, Surface Drive 183
Sockets, Swivel..... 164, 179–180
Sockets, TORX®, TORX Plus® 160–161,
167–169, 180–181, 195, 196
Sockets, Universal 151, 159–160, 161,
165, 180, 188–190, 192
Sockets, Valve Cover Bolt 745
Torque, Adaptors 165–166
Torque, Angle Gauges 321
Universal Joints..... 151, 180, 182, 194
Wrenches, Crowfoot..... 289–292, 453

1/2"

1/2" Drive Tools 201–235
Adaptors..... 203, 205–206, 213–214, 466
Bit Socket Sets, Blue-Point® 235
Bit Sockets 214–218, 230, 234–235
Breaker Bars 203, 233
Crowfoot Wrenches 293–294
Drills, Air..... 533, 535
Drills, Cordless..... 499
Drive Handles 203–204, 233
Extensions..... 204–205, 219, 233
Gauges, Torque Angle 321
General Service Sets 231–232, 235
Impact Accessories 219
Impact Drivers and Sets..... 216, 218
Impact Sockets,
Flank Drive® 220–226, 450, 672, 684
Impact Sockets,
Heavy Duty 461, 462, 464

Impact Wrenches, Air 525–527
Impact Wrenches,
Cordless 496, 497, 498
Power Accessories 228
Ratchets 201–203, 233, 530, 532
Ratchets, Adaptors..... 203
Ratchets, Air 530, 532
Ratchets, FOD 202
Ratchets, Spinners..... 203
Sockets, Blue-Point® 234–235
Sockets, Chrome,
Flank Drive® 206–212
Sockets, Flip 665, 666, 667, 668
Sockets, Head Bolt..... 461, 745
Sockets,
Heavy Duty 461, 462, 463, 464
Sockets, Lug Nut..... 665, 666, 667, 668
Sockets, Power 229
Sockets, Special Purpose/
Application..... 213, 227–228, 454
Sockets, Spline..... 213
Sockets, Swivel..... 225–226, 463, 786
Sockets, Tap 426
Sockets, TORX®,
TORX Plus® 212, 227, 234
Surface Drive Sockets 230
Torque, Adaptors 213–214, 466
Torque, Wrenches 669
Universal Joints..... 206, 219, 233

3/4"

3/4" Drive Tools 236–244
Adaptors..... 237, 466
Extensions..... 236
General Service Sets 244
Handles 236
Impact Accessories 239
Impact Sockets, Deep Impact 684
Impact Sockets,
Flank Drive® 240–243, 462, 463, 464
Impact Wrenches, Air 524
Impact Wrenches, Cordless 496
Locking Rings and Pins 239
Ratchets, Adaptors..... 237
Ratchets, Heads..... 236
Sockets, Flank Drive® 237–238
Sockets, Special Purpose/
Application..... 238
Sockets, Spline..... 238
Sockets, TORX®, TORX Plus® 239, 243
Torque, Adaptors 466
Universal Joints..... 236, 239

1"

1" Drive Tools 245–251
Adaptors..... 246
Breaker Bars 245
Drive Handles 245
Extensions..... 246
Impact Accessories 247
Impact Sockets, Flank Drive® 247–250
Impact Sockets, Railroad..... 474, 475
Impact Wrenches, Air 523

Locking Rings and Pins247, 251
 Ratchet Heads..... 245
 Sockets, Special Purpose/
 Application..... 250
 Sockets, Spline.....246
 Universal Joints 247

1-1/2"

1-1/2" Drive Tools..... 250–253
 Adaptors.....251
 Drive Handles 250
 Extensions.....251
 Impact Sockets, Flank Drive®251–253
 Locking Rings and Pins 253
 Universal Joints251

2-1/2"

2-1/2" Drive Tools254–255
 Impact Sockets, Flank Drive®254–255
 Locking Rings and Pins 253, 255

A

Abrasives

Blast Systems and
 Accessories 806–809
 Discs 576
 Soda Blasting Media.....808

Accelerator, Pedal Jacks680

Accessories

A/C Recycling/Recharging Systems... 704
 Air Hammers..... 567–569
 Air Hoses 573–574, 803
 Air Saws 571
 Apollo-D8™ Scan Tool..... 855
 Apollo-D9™ Scan Tool..... 850
 Battery System Testers.....698
 Blades 415, 571
 Blast Systems809
 Brushes, Wire 565, 812
 Carbide Burrs..... 566–567
 Chisels 395
 Cleaners/Polishes/Sealants 98, 810
 Cooling System Testers 716–718
 Couplers, Air575
 Cutting566
 Diagnostic Equipment.....849,
 850–863, 868
 Diagnostic Smoke Machines 598,
 599, 600, 601
 Diagnostic Thermal Imager.....849
 Die Grinders..... 566–567
 Diesel Fuel Service 619
 Drills.....552–562
 ETHOS® Edge Scan Tool..... 853
 ETHOS® PRO Scan Tool.....856
 Flap Wheels565
 Flashlight.....732
 Grease Guns 570
 Grinders 566–567
 Handle Mounting Kits and Holders 78
 Hole Saws..... 562–563
 Hydraulic 438, 439

Impact125–126, 175, 219, 239, 247
 Impact Wrenches 570
 Leak Detectors 598–601
 Lubrication 576
 MODIS™ Edge Scan Tool 859, 864
 MODIS™ Ultra Scan Tool860
 Multimeter..... 582–584
 P1000™ Motorcycle Scan Tool..... 859
 Parts Washer820
 Pocket iQ™ Diagnostic System..... 877
 Power65, 128, 182, 228, 552–571
 PRO-LINK® Ultra
 Diagnostic System..... 876, 877
 Pullers 443, 444
 Punches 395
 Ratchets 236–237
 Reciprocating Saw Blades571
 Sanders..... 563–564
 Saw Blades..... 403, 571
 Scope and Meter.....864–867
 Scope/Meter
 Diagnostic Equipment.....864–867
 Screwdrivers355, 364–369, 519
 Smartphone 93, 94
 Socket/Ratchet, 1/4" Drive..... 109–110
 Socket/Ratchet, 1/2" Drive..... 205–206
 Socket/Ratchet, 3/4" Drive 236–237
 Socket/Ratchet, 1" Drive246
 Socket/Ratchet, Spline 118, 238, 246
 Soldering.....640, 643–644
 SOLUS™ Edge Scan Tool 857
 SOLUS Legend® Scan Tool..... 853
 SOLUS Ultra® Scan Tool.....857, 867
 Tire Changers.....657
 Tool Storage..... 55, 62–65, 72–100
 Triton-D8® Scan Tool 856, 864
 Triton-D10™ Scan Tool.....851
 VANTAGE® Legend Scan Tool 854, 858
 VANTAGE® Ultra Scan Tool 858
 VERDICT® Scan Tool..... 861
 VERUS® Edge Scan Tool.....862
 VERUS® PRO Scan Tool.....863
 Welding 631, 633–635, 647
 Wheel Balancers 654–655
 Wire Brushes 565, 812
 Workstations 75–82
 Zeus™ Scan Tool..... 852

ACR® Bits

Phillips® 365, 368
 Pozidriv® 365

Adaptor Sets

Cooling System716, 718
 Extension.....219
 Fuel Injection 618, 619
 Puller, Bar-Type..... 443
 Ratchet Spinner134
 Square Drive 109
 Torque165–166, 213–214, 448

Adaptors

#5 Spline Drive to Square 251
 1/4" Drive 109–110, 118, 120, 127, 135
 3/8" Drive.....151, 165–166, 182, 195
 1/2" Drive ...203, 205–206, 213–214, 466
 3/4" Drive.....237, 466

1" Drive246
 1-1/2" Drive251
 A/C.....713
 Air Line575
 Amp.....582
 Arbor 563, 566
 Backprobe587, 867
 Ball Joint 679
 Banana Plug 595
 Battery592
 Bearing, CJ Series438
 Bushing Extractors.....680
 Cap.....716–718
 Compression 448, 612, 613
 Cooling System 716–718
 Diagnostic Equipment.....850–863,
 867, 868
 Diagnostic Smoke Machines 599
 Diesel448, 463
 Diesel Compression448, 615
 ETHOS® Edge Scan Tool.....853
 ETHOS® PRO Scan Tool.....856
 Extension.....206, 219
 Flaring 416
 Freeze Plug 720
 Hand Wheel438, 461
 Hex to Square 110, 128, 182, 362,
 363, 365, 458
 Hydraulic Gauge Mounting.....439
 Ignition.....865
 Intake Cleaning..... 619
 Intrusive Circuit Testing588
 Joint Rate Simulator 339
 Leak Detectors 600, 601
 Lights732
 Locking 127, 205
 Magnetic110, 151
 MODIS™ Edge Scan Tool 859, 864
 MODIS™ Ultra Scan Tool860
 Multi-Ignition 865, 866
 Nonconductive..... 393
 Oil Funnel 737
 Oil Injector.....713
 P1000™ Motorcycle Scan Tool.... 859, 871
 Pneumatic 720
 Power 127, 182, 228
 Power Steering 746
 Pressure 583, 617
 Pressure Transducer.....865
 Puller..... 438, 439, 443, 444, 445
 Radiator.....718
 Ratchet..... 106, 109–110, 147,
 151, 203, 237
 RPM..... 583, 865
 Scan Tool, ETHOS® Edge..... 853
 Scan Tool, ETHOS® PRO..... 856
 Scan Tool, MODIS™ Edge 859, 864
 Scan Tool, MODIS™ Ultra860
 Scan Tool, P1000™ Motorcycle..... 859
 Scan Tool, SOLUS™ Edge 857
 Scan Tool, SOLUS Ultra®857, 867
 Scan Tool, VANTAGE® Ultra 858
 Scan Tool, VERUS® Edge.....862
 Scan Tool, VERUS® PRO.....863
 Scan Tool, Zeus™ 852

Scanner.....	867, 868	Hammers.....	536	Air Power Tools.....	520–551
Secondary Ignition.....	865, 866	Hammers, Accessories.....	567–569	Air Processing Equipment.....	804, 814–816
SOLUS™ Edge Scan Tool.....	857	Hammers, Chucks.....	536	Alignment	
SOLUS Ultra® Scan Tool.....	857, 867	Hammers, Quick Reference Charts.....	521	Bars, Body.....	791
Square Drive.....	109, 135, 151, 195, 205, 237, 239, 246	Hoses.....	573–574, 803	Clutch.....	689
Temperature.....	583–584	Impact Wrenches.....	520, 523–529	Headlamp.....	802
Tire Changer.....	657	Line Couplers/Adaptors.....	575	Wheel.....	677–682
Torque.....	118, 120, 165–166, 213–214, 448, 466, 471, 473	Lubricators, Pneumatic Torque.....	341	Wrenches, Wheel.....	680
Trailer.....	597	Manifolds.....	575	All Weather Tool Chests.....	55
Valve Cover.....	737	Micro Tools.....	527, 531, 532, 535, 536, 538, 542, 548	Alligator Clips.....	584, 586, 867
VANTAGE® Ultra Scan Tool.....	858	Motorcycle.....	468	Alternator/Power Steering/ Water Pump Tools.....	441, 442, 444, 448, 746
VERUS® Edge Scan Tool.....	862	Movers/Fans.....	825	Alternator Pulley Installer, Pullers.....	441, 442, 448, 746
VERUS® PRO Scan Tool.....	863	Nibblers.....	542	Aluminum	
Voltage.....	583	Polishers.....	547, 548	Jacks.....	690
Wheel Hub Removal.....	672, 683	Pressure Regulators.....	804	Levels.....	770
Wrench, Ratcheting.....	266	Processing Equipment.....	814–816	Screw Starters.....	358
Zeus™ Scan Tool.....	852	Ratchets.....	520, 530–532	Screwdrivers.....	358
Adjustable		Ratchets, Miniature.....	531, 532, 533	Wrenches.....	287, 307
Bearing Race/Seal Drivers.....	760	Reciprocating Saws.....	522, 542	Amp	
Creepers.....	763, 764, 765	Sanders.....	522, 543–547	Adaptors.....	582
Pin Spanners.....	308	Sanders, Accessories.....	547	Probes.....	582, 866
Pliers.....	306, 382, 390	Saws, Accessories.....	571	Analyzers	
Tap Sockets.....	426	Saws, Reciprocating.....	522, 542	Gas.....	602
Torque Drivers.....	322, 323	Shears.....	542	Timing Lights.....	469, 608
Torque Screwdrivers.....	322	Solvent Guns.....	821	Angle	
Wrenches.....	293, 305–307, 308, 313–315, 323, 325–326, 473, 628, 669, 684	Swivel Connectors.....	574	Air Drills.....	533, 535
Wrenches, Carburetor.....	628	Tool Boots.....	551	Drills.....	553, 561
Wrenches, Crowfoot.....	293	Tools, Quick Reference Charts ...	520–522	Gauges, Torque.....	321
Wrenches, External Pipe.....	306	Vacuum.....	823	Grinders, Air.....	538, 539
Wrenches, Spanner.....	308, 684	Valves.....	575, 814	Grinders, Cordless.....	494
Wrenches, Torque.....	313–315, 323, 325–326, 669	Valves, Regulators.....	804	Head Wrenches.....	286
Wrenches, Valve Persuader.....	307, 473	Air Conditioning.....	703–713	Locators.....	770
Advance Timing Lights.....	608	Adaptors.....	713	Antenna	
Aerospace Sockets.....	211	Air Conditioners Recycling.....	703	Sockets.....	802
Air.....	520–551	Clutch Remover Sets.....	711	Wrenches.....	802
Accessories.....	567–569, 571, 573–574, 575	Compressor Oil.....	704	Anti-Fatigue Mats.....	96
Adaptors, Couplers.....	575	Connectors.....	713	Anti-Seize Lubricants.....	833
Auxiliary Handle.....	533, 535	Disconnect Sets.....	623, 713	Anti-Vibration Gloves.....	829, 831
Blow Guns.....	572–573	Dye.....	707	Antifreeze Testers.....	719
C-Clamp Compressors.....	753	Filters.....	704	Apollo-D8™ Scan Tool.....	855
Chucks, Closed.....	663	Flashlights, Ultraviolet.....	706, 707	Accessories.....	855
Chucks, Open.....	662	Goggles.....	708	Apollo-D9™ Scan Tool.....	842
Chucks, Retainer.....	536	Hose Crimper Sets.....	709	Accessories.....	850
Chucks, Tire.....	662–663	Hoses.....	709	Apprentice Sets.....	476
Compressors.....	753, 815–816	Injection Kits.....	706	Arbor Adaptors/Hole Saws.....	563, 566
Compressors, C-Clamp.....	753	Leak Detectors.....	705, 706, 707	Arm Protectors.....	637
Connectors, Swivel.....	574	Manifold Gauges.....	708	Auto Body Welding Sets.....	648
Control Units.....	804	Oil and Dye Injectors.....	710	Auto Care/Detailing.....	810
Couplers.....	575	Oil Change Kits.....	704	Automatic Centering Punches.....	394
Crud Thug®.....	550	Pulley Pullers.....	441, 442	Auxiliary Handles.....	533, 535
Cut-Off Tools.....	522, 540–541	Recycling/Recharging Systems and Accessories.....	703–704	Aviation/Aircraft	
Cutting Tools.....	542	Refrigerant Scales.....	706	Adaptors, Torque.....	166, 214, 471, 473
Die Grinders.....	521–522, 536–539	Replacement Hoses.....	709	Bit Sockets.....	124
Drills.....	521, 533–535	Service Equipment.....	705–712	Cutters, Diagonal Cushion Throat.....	472
Engraving Pens.....	548	Service Kits.....	708	“Dog Box”.....	56
Filters.....	804	Service Tools.....	713	Drill Bits.....	562
Finishing Tools.....	546–550	Thermometers.....	712	Dzus® Screwdrivers.....	352
Grease Pumps.....	740–741	Ultraviolet Flashlights.....	706, 707	Landing Gear Tools.....	472
Grinders.....	521–522, 536–539	Vacuum Pumps.....	709	Mastic Removal Tools.....	802
		Valve Core Tools.....	710, 713	Mortorq® Impact Socket.....	471
		Valves.....	710, 713	Oil Can Openers.....	470
		Wrenches.....	713	Ratchets, FOD.....	147
		Air Motor Oil.....	576		

Ratchets, Hi-Lok® 473
 Safety Wiring 470
 Service Tools..... 470–473
 Snips 794
 Sockets 471
 Sockets, Hose Clamp 471
 Specialty Tools..... 166, 470–473
 Speeders 472
 Wrenches, Fuel Pump..... 470
 Wrenches, Oil Filter 470
 Wrenches, Socket 471
 Wrenches, Spline..... 266, 283
 Wrenches, Vacuum Pump..... 470
Awls, Hooks and Picks 370–372
Axle
 Nut Sockets 227, 670–671, 672, 684
 Pullers 489, 683

B

Back Supports 836
Bags
 Collapsible..... 65
 Power Tool..... 65
 Tote 55, 65, 576, 870
Balancing Wheels 653–655
Ball Hex
 Bit Sockets 123, 124, 170–172, 215
 Bits..... 361
 Drivers..... 123, 124, 128, 172, 215, 685
 Screwdrivers..... 352
 Wrenches 298, 301, 302
Ball Joint
 Presses..... 677, 678
 Presses, Adaptors..... 678
 Separators..... 678
 Sockets 165, 679
 Test Indicators 769
Ball Peen Hammers..... 399, 401
Banners..... 704, 864
Bar-Type Pullers..... 436, 441, 442, 443
Battery 694–696
 Adaptors..... 592
 Booster Cables..... 700
 Cable Clamp Pullers 702
 Carriers..... 702
 Charger Covers..... 694
 Chargers..... 517, 518, 694–696
 Clamp Pullers..... 702
 Cordless 517
 Fillers..... 702
 Hydrometers..... 702
 Lithium 517
 Maintainers 696
 Ni-Cad 606
 Pliers 702
 Power Inverters..... 697
 Remote Start Switches 700
 Service Tools..... 700–702
 Terminal Cleaners 701
 Terminal Wrenches..... 701
 Testers..... 697–698
 Testers, Wireless Printer 698
Bead Breakers, Tire..... 657

Bearing
 Bushing/Race/Seal Drivers 758–760
 Camshaft Bearing Inserters/
 Removers 752
 Lower Pinion Bearing Pullers..... 444
 Packers..... 740
 Pullers 441
 Separators..... 436, 446
Bed Liner Work Surfaces..... 73
Belt
 Replacement/Timing 742–743, 751
 Sanders..... 547
 Tensioning Gauges 720, 747
 Tensioning Tools 455, 720,
 742, 747–748
Benches, Work..... 74, 814
Bendable Lights..... 82
Bending Tools..... 417
Bent Nose Pliers 380
Bit Sockets
 1/2" Drive 214–218, 230, 234–235
 Ball Hex 123, 124, 170–172, 215
 Clutch 125, 173
 Double Hex 171, 215
 Flat Tip..... 125, 140, 173, 218
 Hex, 1/4" Drive..... 122–124, 138, 139, 140
 Hex, 3/8" Drive 170–172, 198
 Hex, 1/2" Drive..... 215, 235
 Hex, 1" Drive 246
 Hex, Metric 122–123, 138, 170–171,
 196, 215, 235, 629
 Hex, Power 182, 230
 Mortorq® 125, 173
 Phillips® 125, 140, 173, 197, 218
 Polydrive® Head Bolt 217
 Pozidriv® 139, 173, 197
 Ribe® 173
 Screwdrivers..... 365
 Special Purpose/Application..... 173, 217
 Stubby, 1/4" Drive 120, 122, 123,
 140, 141
 Stubby, 3/8" Drive 170, 171
 Stubby, 1/2" Drive 217
 Tamper Resistant 122, 137–138, 140,
 167, 168, 196, 234
 TORX®, TORX Plus® 120–122,
 137–138, 167–169, 195–196,
 214, 230, 234, 239
 TORX®, TORX Plus®,
 Power 128, 182, 230, 368
 TORX®, TORX Plus®,
 Sets 120–122, 141, 167–169, 195,
 196, 214, 234, 235
 TORX®, TORX Plus®,
 Tamper Resistant..... 122, 137–138,
 167, 168, 196, 234
 Triple Square 139, 172, 197, 216–217
 Universal 123
Bits
 Air Hammer 567–569
 Aircraft Length 562
 Angle..... 561

Brake Lathe 779
 Double-Ended..... 560
 Double Square..... 553
 Drill 428, 553–562
 Holders, Nonconductive..... 393
 Jobber Length 556–557, 559
 Left Hand 560, 561
 Mechanic's Length..... 555
 Screwdriver, Ball Hex 361
 Screwdriver, Diamond Tip 366
 Screwdriver, Flat Tip..... 368
 Screwdriver, Hex Shank..... 361,
 365–366, 367
 Screwdriver, Holders..... 355, 364, 367
 Screwdriver, Insert..... 353, 367
 Screwdriver, Mortorq® 366
 Screwdriver, Phillips®, ACR® 365, 368
 Screwdriver, Phillips®, Insert..... 367
 Screwdriver, Power ... 362–364, 367–369
 Screwdriver, Pozidriv® 365, 367, 369
 Screwdriver, Quick Change..... 364, 553
 Screwdriver, Sets 360–364
 Screwdriver, Sets, Power... 362–364, 368
 Screwdriver, Shank, Hex 361,
 365–366, 367, 553, 561
 Screwdriver, Tamper Resistant 365
 Screwdriver, TORX®, TORX Plus® 353,
 357, 361, 365, 367, 368, 369
 Screwdriver, Wobble 365
 Sets, Extractors..... 428, 430
 Shank, Hex 553, 561
 Shank, Reduced..... 562
 Spot Weld Drill 534
 Step 562
 ThunderBit® 554–555
 Titanium-Nitride..... 562
 Wire Gauge 558
Blades
 Air Saw 571
 Demolition..... 571
 General Purpose 571
 Hacksaws 403
 Handsaws..... 403
 Holders..... 772
 Metal Cutting 571
 Reciprocating Saw 571
 Screwdriver, Reversible..... 352
 Sharpening..... 409
 Wood Cutting 571
Blast Systems
 Accessories 809
 Air-Powered 807
 Cabinet-Type Abrasive 806
 Helmets/Hoods 809
 Portable Pressure..... 807
 Vacuum 807
Blind Hole Bearing Pullers..... 436
Blow Guns
 Non-vented..... 572
 Vented..... 573
Blowers, Cordless 516
BMW® Service Tools
 Belt Tensioning Tools 748

Brake Tools.....	781, 789, 790	Borescopes.....	603	Distributor Cleaning.....	629
Compression Adaptors.....	616	Borescopes, Video.....	603	Files.....	412
Differential Service Tools.....	684	Bottle/Can Holders, Magnetic.....	95	Fingernail.....	835
Filter Sockets.....	459	Bottle Jacks.....	692	Injector.....	449, 456
Flip Sockets.....	119, 459	Box		Paint Gun Cleaning.....	805
Fuel Injection Adaptors.....	618	Breakout.....	594	Parts Cleaning.....	820
Harmonic Balancer Tools.....	749	Wrench Heads, Interchangeable,		Taillight Socket.....	597
Hose Clamp Pliers.....	721	Torque.....	313–315, 325, 326, 329–330	Valve Guide.....	752
Impact Sockets.....	220, 227	Wrenches, Combination.....	256–261, 262–263, 270–279	Wire.....	565, 701, 812
Injector Line Sockets.....	621	Wrenches, Heavy Duty,		Budd Wheel Tools.....	673–674
Leak Detectors.....	598	Striking.....	294–296	Buffing Kits.....	810
Oil Filter Sockets.....	734	Wrenches, Nonconductive.....	393	Bumper Cover Paint Stands.....	801
Oil Filter Wrenches.....	735, 736	Wrenches, Offset.....	256–262, 263–266, 283, 686	Bung Rethreading Kit, Diesel.....	458
Personality Keys.....	869	Wrenches, Ratcheting.....	262–263, 393, 701	Burrs, Grinding.....	566–567
Radiator Tools.....	717, 718, 719, 720, 722	Wrenches, Special Purpose/ Application.....	283–284	Bushing	
Scan Tools and Accessories.....	850–859, 861–864, 867–868	Wrenches, Torque, End Heads....	325, 326	Cutters.....	394
Sockets, Fuel Filter.....	459	Boxes		Driver Sets.....	757–758
Spark Plug Sockets.....	421	Aviation/“Dog Box”.....	56	Extractor Adaptors.....	680
Terminal Tools.....	611	Metal Storage.....	64	Inserter/Remover Sets.....	687, 756
Tire/Wheel Tools.....	654, 659, 670, 672, 678, 679, 680	Plastic Storage.....	62	Tools.....	756–760
TORX®, TORX Plus® Screwdriver Bits.....	357	Brake		Butane	
TORX®, TORX Plus® Sockets...117, 161, 180		Adjusting Tools.....	785	Fuel Cans.....	643
Body.....	791–802	Bleeder Kits.....	780–781, 782	Soldering.....	640, 641, 642, 643
Alignment Bars.....	791	Bleeder Wrenches.....	789	Butcher Block Tops.....	74
Antenna/Mirror Tools.....	802	Caliper Tools.....	786, 787		
Bumper Cover Paint Stands.....	802	Dial Test Indicator Sets.....	784		
Clip Tools.....	800	Disc Brake Tools.....	769, 786–787, 790		
Cutters, Spot Weld.....	652, 802	Drum/Rotor Gauges.....	784		
Dent Pullers.....	649–652, 791	Emergency.....	784, 788		
Dollies.....	794	Gauges, Resetting.....	788		
Door Tools.....	797–800	General Service Sets.....	781		
Hammers.....	793, 794	Lathe Accessories.....	779		
Headlamp Aiming.....	802	Parking Brake Tools.....	784		
Jacks, Push-Pull.....	791	Pedal Jacks.....	680		
Lock Picks/Lockout Tools.....	799	Pipe Plug Sockets.....	789		
Mastic Removal Tools.....	802	Power Steering Adaptor Kits.....	746		
Picks/Rods.....	800	Power Steering Pullers.....	444, 746		
Pull Rods.....	800	Prybar Tool.....	373		
Repair.....	791	Service Tools.....	779, 781, 783–790		
Repair Kits, Hydraulic.....	692	Silencers.....	779		
Riveting and Nut Setting.....	503, 795–796	Slack Adjusters.....	466		
Shears/Snips.....	794–795	Sockets.....	679, 786, 787, 788, 789		
Software, Diagnostic.....	877, 878	Software, Diagnostic.....	871, 873		
Spoons.....	794	Spring Tools.....	783, 788		
Spot Weld Cutters.....	652, 802	Throttle Depressors.....	788		
Suction Cups.....	800	Truck Tools.....	784, 785, 788, 790		
Upholstery and Trim Tools.....	798	Vacuum Pressure Pump Kits.....	779		
Window/Windshield Tools.....	800–801	Brake Pad/Shoe Gauges.....	787		
Bolt		Brass Hammers.....	400		
Covers, Caster.....	81	Breaker Bars			
Cutters.....	386, 391	1/4" Drive.....	106, 130, 134		
Grip Pullers.....	441, 442	3/8" Drive.....	148, 193		
Sockets.....	461, 462, 463, 464, 745, 751, 786	1/2" Drive.....	203, 233		
Thread Gauges.....	426	3/4" Drive.....	236		
Bonnet Cleaning Tools.....	564	1" Drive.....	245		
Booster Cables.....	700	Breakout Boxes.....	594		
Boot Banding Tools.....	684	Bronze Punches.....	397		
Boot Pliers.....	418	Bronze Tip Hammers.....	399		
Boots, Air Tool.....	551	Brushes			
		Battery.....	701		
		Diesel.....	449, 456		

C

C-Clamps	
High Visibility.....	648
Locking.....	648, 649
Medium Duty.....	812
Valve Lifters.....	753
Welding.....	648–649
Cabinets	
End.....	22, 28–31, 40, 47, 49
Flammables.....	805
Overhead.....	20
Roll, Classic Series.....	32–36
Roll, EPIQ™ Series.....	14–17
Roll, Heritage Series.....	41–44
Roll, Masters Series.....	23–26
Wall.....	63
Welding.....	53, 644
Cables	
Booster.....	700
Clamp Pliers, Puller.....	702
Cutters.....	387
Jumper.....	700
Power 12V.....	868
Slitting.....	387
Calibration and Setup Kits.....	338, 743
Calibration Wheels, Arms.....	338
Calibrators, Torque.....	316–319, 335–339
Calipers	
Dial.....	767, 768
Electronic Digital.....	767, 768
Vernier.....	767
Camber Adjusting Tools.....	681
Camshaft	
Bearing Removers/Inserters.....	752
Belt Tools.....	742–743, 751
Holding Tools.....	742, 743
Pulley Tools.....	742
Seal Kits.....	743
Wrenches, Belt.....	751

- Can/Bottle Holders, Magnetic 95
- Can Openers 470
- Cape Chisels 395
- Car Starting Units 695, 699–700
- Carbide Burrs 566–567
- Carbon Scrapers 413, 415
- Carburetors
 - Adjustment Tools 107, 628
 - Double “D” Tools 628
 - Screwdrivers 628
- CarScan® Code Reader (Blue-Point®) 873
- Carts
 - Tool Storage 48, 50–53, 57–61
 - Welding 53, 639, 644, 651
- Caster-Camber Tools 681
- Casters 81
- Caterpillar® Service Tools
 - Belt Tensioning Tools 455, 747
 - Compression Gauge Adaptors 615
 - Diagnostic Scan Tools 875, 876
 - Hand Sockets 461, 463
 - Impact Sockets 240, 241, 243, 461, 463, 464
 - Oil Filter Wrenches 735
- Caulk Guns 500
- Cell Phone Holder 93, 94
- Center Punches 394
- Chain
 - Saw Files 412
 - Wrenches 308
- Chargers
 - Battery 517, 518, 694–696
 - Cordless Tools 518
 - Lighting 729, 732
- Charging
 - Manifolds, A/C 708
 - Service Center, A/C 703
 - System Analyzers, Battery 697–698
- Chasers
 - Circuit 597
 - Thread 424
- Chests
 - All Weather Tool 55
 - Mobile 55
 - Road 54
 - Top, Classic Series 37
 - Top, EPIQ™ Series 18–19
 - Top, Heritage Series 44–46
 - Top, Masters Series 27
- Chipping Hammers 647
- Chisels
 - Accessories 395
 - Cape 395
 - Demolition 374
 - Diamond Point 395
 - Flat 395
 - Half Round Nose Cape 410
 - Long 395
 - Midget 397
 - Set Charts 395, 397
 - Soft Grip 394
- Chisels/Hammers/Punches 394–402
- Chocks, Wheel 675
- Chrysler®/Dodge®/Jeep® (Stellantis®) Service Tools
 - Air Conditioning Service Tools 711
- Antenna/Mirror Tools 802
- Axle Nut Sockets 671, 672
- Belt Tensioning Tools 455
- Brake Tools 784, 789
- Compression Adaptors 615, 616
- Diesel Service Tools 447, 448
- Differential Service Tools 684
- Door Tools 798, 799
- Engine Service Tools 744, 745, 746, 747, 750
- Front Wheel Drive Tools 684, 685
- Fuel Injection Adaptors 618
- Fuel Injection Service Tools 620
- Fuel Line Disconnect Tools 623
- Injection Harness Testers 622
- Injector Pullers 458
- Oil Filler Cap Tools 741
- Oil Filter Sockets 734
- Oil Filter Wrenches 736
- Oil Funnels 737
- Personality Keys 869
- Radiator Tools 720, 721
- Scan Tools and Accessories 850, 852, 854, 856–864, 867–868
- Sockets, Fuel Filter 459
- Sockets, Impact 465
- Sockets, Special Purpose/ Application 454
- Valve Service Tools 754
- Wheel Lug/Retaining Nut Sockets 666, 668, 669
- Window/Windshield Tools 801
- Chucks
 - Air 468, 536, 662–663
 - Air Hammers 536
 - Drill 552, 553
 - Keyless 552
 - Quick Change 536
 - Tire 662–663
- Circuit
 - Chasers 597
 - Testers 586, 588, 589–597
 - Testing Adaptors 588
- Clamps
 - C-Clamps, High Visibility 648
 - C-Clamps, Locking 648, 649
 - C-Clamps, Medium Duty 812
 - C-Clamps, Valve Lifters 753
 - C-Clamps, Welding 648–649
 - Locking, Sheet Metal 649
 - U-Clamps 649
 - Welding 648–649
- Classic Series
 - Accessories 77, 78, 79, 80, 81
 - End Cabinets 40
 - Lockers 39
 - Optional Add-ons 32, 33
 - Quick Reference Chart 32–33
 - Roll Cabinets 32–36
 - Top Chests 37
 - Workstation Risers 38
- Claw Hammers 401
- Claws, Flexible 775
- Cleaners
 - Battery Terminals 701
- Degreasers 98
- Diesel 619
- Engine 619
- File 412
- Fin 713
- Fingernail 835
- Fuel 619
- Grease Fitting 738
- Hand 834–836
- Immersion 819
- Paint Gun 805
- Parts Washers 817–820
- Parts Washers, Accessories 820
- Piston Groove 755
- Pressure Washers 822–823
- Cleaning
 - Bonnet Tool 564
 - Brushes, Distributor 629
 - Brushes, Long Handle 812
 - Supplies, Tool Storage 98
- Click-Type Torque Wrenches 313–315, 325–326, 669
- Clip Tools, Body 800
- Clips, Alligator 584, 586, 867
- Close Quarters Bars 375
- Clutch Service Tools 689
 - Bit Sockets 125, 173
 - Hex Shank Screwdriver Bits 365–366
 - Pin Punches 790
 - Removers, A/C, Valves 710
 - Service Tool Sets, A/C 711
- Coil-on-Plug Probes 607, 864
- Coil Spring Compressors 682
- Collets, Hex Bolt Extractors 435
- Combination
 - Hammers 400
 - Slip-Joint Pliers 381
 - Wrenches .. 256–261, 263–266, 270–279
 - Wrenches, Flex Head 265–266
 - Wrenches, Open End, Ratcheting Box 256–261, 263–266
 - Wrenches, T and L-Shape 298–299
- Combinations
 - Tool Storage Units 8–100
- Combustible Gas Detectors 706, 719
- Compact Slimline Hammers 398
- Comparators, Torque 339–340
- Compliant Programming Interface 871
- Composite Tools, Nonconductive 391–393
- Compression
 - Adaptors 448, 612, 613, 616
 - Adaptors, Glow Plug 616
 - Gauge Sets 612, 613, 614
 - Gauges, Diesel 615
 - Gauges, Motorcycle 467, 613, 614
 - Gauges, Testers/ Test Equipment 613–616
- Compressor Oil Change Kits, A/C 704
- Compressors, Air 815–816
- Computer
 - Memory Savers 517, 608
 - Torque Testers 332–333, 335–339
- Connectors
 - A/C 713
 - Extension 109

Hose.....	805	Removal Tools.....	719, 784	Cable.....	387
Pliers.....	387	Covers		Carbide.....	566–567
Swivel.....	574	A/C Service Center.....	704	Chain Pipe.....	415
Continuity Testers	596	Battery Charger.....	694	Cushion-Throat.....	378, 472
Controltech® Industrial		Diagnostic Smoke Machine.....	598	Diagonal.....	378, 390
Torque Wrenches.....	311	Diagnostic Workcenter.....	870	Electronic Service.....	381
Convertible/Fixed Tip Pliers	384	Fender.....	761	Flush Cut Oval.....	379
Cooling System Tools	714–722	Motorcycle Gas Tank.....	467, 761	Heavy Duty Bolt.....	391
Adaptors.....	716–718	Smoke Machine.....	598	Hole.....	556
Fillers.....	714, 715	Tool Storage Unit, Combinations.....	75–77	Hose.....	719
Leak Detectors.....	719	Tool Storage Unit, Road Chests.....	54	Miniature.....	389
Service Tools.....	719–722	Tool Storage Unit, Roll Carts.....	76	Multipurpose.....	409
Testers and Accessories.....	715–719	Crankshaft		Sets.....	377–378, 388–391
Corbin Hose Clamp Pliers	721	Bolt, Impact, 1/2" Drive Socket...228,	461	Sets, Miniature.....	389, 644
Cordless	494–519	Harmonic Balancer Kits.....	749	Shears.....	404, 542, 795
Batteries.....	517	Pulley Tool.....	448	Special Purpose/ Application.....	406, 407, 408
Blowers.....	516	Creepers	762–765	Spot Weld.....	652, 802
Caulk Guns.....	500	Accessories.....	80	Tail Pipe.....	415, 680
Chargers.....	518	Adjustable.....	763, 764, 765	Tube.....	416
Charts.....	494–495	Drawer.....	764, 765	Tube, Ratcheting.....	416
Circuit Testers.....	590	Hangers.....	80	Vinyl.....	388, 389, 795
Cut-Off Tools.....	501	Heavy Duty.....	763, 765	Vinyl Grip.....	381
Dent Removal Systems.....	651–652	Seat.....	764–765	Wheels.....	566
Die Grinders.....	494, 502, 512	Special Purpose/Application.....	762, 765	Wire.....	386, 388, 470
Drills, 14.4V.....	505–507	Standard.....	762	Cutting Oil	576
Drills, 18V.....	498, 499	Under the Dash.....	765	CV Boot Tools	684–685
Drills/Drivers, Quick Reference Chart.....	494	Crimpers, Wire	386, 387, 388	Cylinder	
Drivers.....	499	Crimping Tools	386, 709	Head Tools.....	745, 753
Engravers.....	519	Cross Peen Hammers	793	Leakage Testers.....	617
Fans.....	516	Crowfoot Socket, Diesel Injector	457	Ridge Reamers.....	754
Flashlights.....	514	Crowfoot Wrench	289–294	Service Tools.....	419, 754
Floodlights.....	7, 515, 727	1/4" Drive.....	289		
Grease Guns.....	499	3/8" Drive.....	289–292, 453		
Grinders.....	494, 501, 502, 512	1/2" Drive.....	293–294		
Impact Wrenches, 14.4V.....	504	Cummins® Wastegate Solenoid			
Impact Wrenches, 18V.....	496–498	3/8" Drive.....	453		
Impact Wrenches, Quick Reference Chart.....	494	Holders.....	89, 292		
Inflators.....	516, 661	Ratcheting.....	292		
Lighting.....	513–515	Water Sensor.....	456		
Memory Savers/ Power Inverters.....	517, 608	Crud Thug®	550		
Polishing/Prep Tools.....	513, 519	Cummins®			
Power Tools.....	494–519	Bit Sockets.....	448, 450		
Ratchets.....	495, 510, 511	Compression Gauges.....	615		
Reciprocating Saws.....	495, 500, 509	Crowfoot Wrenches.....	453		
Rivet Guns.....	503	Diagnostic Equipment.....	876, 877		
Sanders.....	500, 503	Feeler Gauges.....	447, 453, 771		
Saws.....	500, 509	Fuel Line			
Screwdrivers.....	508, 509	Disconnect Tools.....	452, 622, 623		
Screwdrivers, Accessories.....	365, 519	Fuel Pressure Sensors.....	619		
Screwdrivers, Power Bit Sets.....	364	Impact Sockets.....	241, 242, 463, 464		
Screwdrivers, Quick Reference Chart.....	495	Oil Filter Sockets.....	459, 734		
Soldering.....	642	Oil Filter Wrenches.....	735		
Speakers.....	515	Pullers.....	441, 448, 458		
Thermometers.....	513	Service Tools.....	447, 448, 449, 450–454		
Tool Boots.....	551	Socket Drivers.....	122, 168, 169		
USB Power Units.....	517	Sockets.....	209		
Vacuums.....	516	Customization, Tool Storage	83–97		
Cotter Pin Pullers	675	Cut-Off Tools			
Couplers		Air.....	522, 540–541		
Air Line.....	575	Cordless.....	501		
Quick Change.....	364, 575, 616	Cutters			
		Air.....	542		
		Bolt.....	386, 391		
		Bushing.....	394		

D

Dana® Axles.....	671
Dead Blow Hammers.....	398–399, 402, 758
Deburring Tools.....	563
Decals, Logo and Racing.....	97
Deep Wall Impact Sockets	
1/2" Axle Nut.....	227, 672
Deep Well Extractors.....	429
Dent	
Pullers, Body.....	649–652, 791
Pullers and Accessories.....	650–652
Detailing.....	563, 810
Detectors	
Leak.....	598–601
Leak, A/C.....	705, 706, 707
Detroit Diesel® Service Tools	
Belt Tensioning Tools.....	455, 747
Bit Socket Drivers.....	216
Compression Gauge Adaptors.....	615
Diagnostic Scan Tools.....	875, 876, 877
Hand Tools.....	450–454
Impact Sockets.....	241, 243, 450, 454, 461, 462, 463, 464, 465
Magnetic Sockets.....	183, 454
Oil Filter Wrenches.....	735
Diagnostic Equipment.....	840–878
Accessories.....	849, 850–863, 868
Apollo-D8™ Scan Tool.....	855
Apollo-D8™ Scan Tool, Accessories....	855
Apollo-D9™ Scan Tool.....	842
Apollo-D9™ Scan Tool, Accessories....	850

- Battery System Testers697–698
 ETHOS® Edge Scan Tool..... 845
 ETHOS® Edge Scan Tool,
 Accessories 853
 ETHOS® PRO Scan Tool,
 Accessories856
 Gas Analyzers602
 Heavy-Duty
 Vehicle Systems874–878
 Information Systems872
 MODIS™ Edge Scan Tool,
 Accessories859, 864
 MODIS™ Edge Scan Tool, Storage869
 MODIS™ Ultra Scan Tool,
 Accessories860
 Motorcycle..... 842, 843, 845,
 846, 859, 868
 Noise/Vibration605
 OBD-II Scan Tools.....873
 P1000™ Motorcycle Scan Tool..... 859, 871
 P1000™ Motorcycle Scan Tool,
 Accessories859
 Personality Keys864, 868, 869
 Pocket iQ™ Systems877, 878
 PRO-LINK® Edge and
 Ultra Systems874–876, 877, 878
 Quick Reference Guides840–841
 Scope/Meter864–867
 Service Banners.....704, 864
 ShopKey Pro®
 Information Systems.....872
 Smoke Machines598
 Software Upgrades871
 SOLUS™ Edge Scan Tool846
 SOLUS™ Edge Scan Tool,
 Accessories857
 SOLUS Legend® Scan Tool.....846
 SOLUS Legend® Scan Tool,
 Accessories853
 SOLUS Ultra® Scan Tool,
 Accessories857, 867
 Storage.....869, 870
 Thermal Imagers848
 Thermal Lasers849
 Triton-D8® Scan Tool,
 Accessories856, 864
 Triton-D10™ Scan Tool.....843
 Triton-D10™ Scan Tool,
 Accessories851
 VANTAGE® Legend Scan Tool847
 VANTAGE® Legend Scan Tool,
 Accessories854, 858
 VANTAGE® Ultra Scan Tool,
 Accessories858
 VANTAGE® Ultra Test System,
 Accessories858
 VERDICT® Scan Tool, Accessories.....861
 VERUS® Edge Scan Tool,
 Accessories862
 VERUS® PRO Scan Tool,
 Accessories863
 Vibration/Noise605
 Wireless Modular844, 863
 Zeus™ Scan Tool.....844
 Zeus™ Scan Tool, Accessories.....852
 Diagonal Cutters378, 379, 390
 Dial
 Gauges, Diesel.....448
 Test Indicators769–770, 784
 Tire Pressure Gauges660
 Diamond Point Chisels395
 Diamond Tip
 Bits.....366
 Screwdrivers346, 366
 Die Grinders
 Accessories566–567
 Air521–522, 536–539
 Cordless494, 502, 512
 Heavy Duty537, 539
 Kits.....538
 Pencil537
 Die Sets423, 424–426
 Flaring416
 Die Setter Bars376
 Dies and Taps
 Left-Hand.....428
 Rethreading.....423–424, 425, 453
 Self-Aligning.....426
 Threading423–426
 Diesel
 Bung Rethreading Kit458
 Cleaners619
 Compression Adaptors.....448, 615
 Compression Gauges615
 Engine Turning Tools450
 Exhaust Fluid Tools455
 Fan Wrenches452
 Feeler Gauges447, 453, 771
 Flywheel Locks.....458
 Fuel Filter Wrenches452, 456
 Fuel Line Tools449, 450, 451, 452
 Fuel Pump Wrenches.....449
 Fuel Rail Plugs.....449
 Fuel Sensor, Wrenches451, 455
 Fuel Service619
 Glow Plug Tools454, 455, 616
 Injector Tools449, 450
 Oil Pressure Gauge Sets451, 612, 626
 Pulley Puller441, 445, 446, 448, 451
 Pulse Adaptors455, 607
 Pump Adjusting Tools.....449, 450
 Quick Couplers.....616
 Service Tools.....447, 448–450
 Sockets, Engine450
 Sockets, Filter459
 Sockets, Flank Drive®,
 Flank Drive® Plus450
 Sockets, Fuel Injector456, 457,
 458, 621
 Sockets, Heavy-Duty Truck462, 463,
 464, 465
 Sockets, ICP Sensor455
 Sockets, Injector Crowfoot457
 Sockets, Pinion Nut.....220, 224, 684
 Sockets, Sensor454, 455, 456, 459
 Sockets, Special Purpose/
 Application454, 465
 Sockets, Torque Adaptors448
 Sockets, Valve Adjuster466
 Tachometers607
 Timing Gauges448
 Torque Adaptors448, 466
 Turbo Vane Actuator, Pullers.....447, 457
 Turbo Vane Sockets.....447, 457
 Turbo Wrenches447, 457
 Wrenches447, 449, 450, 451,
 452, 455, 456, 457
 Wrenches, Air Compressor449
 Wrenches, Governor Gap.....452
 Wrenches, Injector Pump449, 450
 Wrenches, Starter Bolt452
 Wrenches, Valve Adjusting449
 Diesel Service Sets,
 Cummins® Series.....447, 448–450
 Differential
 Service Tools.....684
 Side Bearing Pullers.....441, 442
 Digital
 Battery Chargers694
 Battery System Testers.....697–698
 Borescopes.....603
 Calipers767, 768
 Circuit Testers586, 588, 589–597
 Diagnostic Smoke Machines598
 Diagnostic Smoke Machines,
 Accessories598, 599, 600, 601
 Drum Gauges784
 Gas Analyzers602
 Leak Detectors598, 705
 Manifold Gauges.....708
 Multimeters580–587, 593
 Rotor Gauges784
 Tachometers607
 Thermometers712
 Timing Lights608
 Tire Pressure Gauges661
 Torque Testers333, 335, 336, 337
 Videoscopes603–604
 Disc Brake
 Lathe, Accessories779
 Test Indicators769
 Tools.....786–787, 790
 Disc Sanders.....546
 Disconnect Tools
 A/C.....623, 713
 Cooling Systems720
 Driveline462, 463, 464
 Electrical.....610
 Fuel Systems.....452, 620, 621, 622, 623
 Jiffy-Tite®, Low Profile621, 623
 Radiator.....720
 Discs, Grinding566
 Dispensers
 Glove833
 Grease.....738
 Hand Cleaner835
 Distributor
 Drivers.....629
 Tools.....629
 Wrenches629
 Dollies
 Band.....738
 Body.....794
 Door Tools797–800
 Double “D” Tools, Carburetor628

- Double End**
 Drill Bits.....560
 Wrenches284–286
Double Hex
 Bit Sockets 171, 215
 Socket Drivers..... 171, 215, 426, 461, 462, 463
Double Square
 Bits..... 553
 Sockets, 1/4" Drive 119
 Sockets, 3/8" Drive.....163
 Sockets, 1/2" Drive.....213, 229
 Sockets, 1" Drive..... 250
Dowel Pin Pullers 435
Drag Link Sockets
 3/8" Drive.....163
 1/2" Drive213
 3/4" Drive.....238
Drain
 Grease and Oil 739
 Plug Sockets..... 450, 461, 469, 687
 Plugs..... 720
 Tables, Transmission..... 739
 Valve, Regulators804
 Waste Oil 739
Drawers
 Dividers 95
 EPIQ™ Series Sections..... 18–19
 Heritage Series Sections46
 Liners 95
 Organizers 53, 83–84, 89, 95
 Steel Dividers..... 53
Drift Pin Punches 397, 569
Drills
 Accessories552–562
 Air521, 533–535
 Angle Drills 553, 561
 Bit Set, Extractors 428, 430
 Bit Set, Tap and Die 423, 428
 Bits..... 428, 430, 553–562
 Bits, Aircraft Length 562
 Bits, Double Ended 560
 Bits, Double Square 553
 Bits, Extractor 428, 430
 Bits, Fractional..... 430, 560, 561
 Bits, Hex Shank..... 553, 561
 Bits, Jobber Length556–557, 559
 Bits, Left Hand 560, 561
 Bits, Mechanic's Length.....555
 Bits, Reduced Shank 562
 Bits, Right-Angle.....561
 Bits, Step.....562
 Bits, Wire Gauge 558
 Chucks 552, 553
 Cordless, 14.4V 505–507
 Cordless, 18V..... 498, 499
 Cordless, Miniature..... 507
 Guides.....430
 Hammer498
 Hole Cutters.....556
 Micro, Air.....535
 Micro, Utility Drill Sets..... 563
 Pilot.....563
 Power Bit Sets..... 553
 Reversible.....533, 534, 535
 Right-Angle.....506, 507, 535
 Spot Weld 534
Drive Line Tools.....462, 683–688
Drive Shaft
 Magnetic Angle Locators 770
 Universal Joint Tools.....689
Drivers
 Bearing Race/Seal 758–760
 Bushing757–758
 Bushing/Oil Seal..... 687
 Clutch, Socket..... 125, 173
 Cordless, 18V499
 Distributor 629
 Double Hex, Socket..... 171, 215, 426, 461, 462, 463
 Flat Tip, Socket..... 125, 173, 174, 175, 197, 218
 Flexible, 1/4" Drive 107, 109, 110
 Flexible, Carburetor..... 628
 Handled, 1/4" Drive..... 107, 134
 Handled, 3/8" Drive 149, 188, 192–193
 Hex, Bits..... 369
 Hex, Front Wheel Drive Service 685
 Hex, Socket..... 124, 141, 170–172, 174, 196, 197, 215, 216, 217, 235, 685
 Impact 174–175, 216, 218
 Limiting 323
 Magnetic Power Nut Drivers 365, 552
 Metric Hex, Socket 122–123, 141, 170–171, 174, 196, 215, 216, 235, 243, 685
 Nut 359, 365, 552
 Phillips®,
 Socket..... 125, 173, 174, 175, 197, 218
 Ratcheting 107, 109, 110
 Seal..... 758, 759, 760
 Sets, Impact 174–175, 216
 Sets, Socket..... 141, 174, 197–198, 235
 Square Drive, Socket..... 107, 216
 Stubby, Socket..... 107, 122, 123, 168, 171, 197, 217
 Torque 320–321, 322–323
 TORX®, TORX Plus®, Socket,
 1/4" Drive117, 120–122, 137–138, 141, 169, 365, 454
 TORX®, TORX Plus®, Socket,
 3/8" Drive 141, 167–169, 174, 195, 196, 450, 456
 TORX®, TORX Plus®, Socket,
 1/2" Drive 141, 235, 669
 Trim Nut.....798
 Triple Square Bit Socket 122, 123, 139, 172, 197, 216
Drum Plug Sockets..... 227, 739
Drum/Rotor Gauges 784
Dual 80® Ratchets..... 104, 105, 106, 115, 144–147, 201–202
Dual Action Sanders..... 546
Dual Face Hammers 399, 402
Duck Bill Pliers.....380, 381
Duramax®
 Compression Adaptors..... 616
 Compression Gauges615
 Differential Service Tools.....684
 Flywheel Lock 458
 Fuel Pressure Sensors 619
 Fuel Sensor Wrenches 624
 Hand Tools.....448, 451, 452, 458, 460
 Impact Sockets 220
 Impact Wrenches 749
 Injector Pullers.....460
 Radiator Tools..... 717, 718
Dust and Grease Cap Tools 675
Dye and Oil Injectors710
Dzus® Fasteners..... 352

E

- Ear Protection**826
Electric/Terminal Tools.....609–611
Electric Tools
 Engravers519
 Polishers519
Electrical, Towing Maintenance Kits..... 597
Electrical Service
 Cutter 381
 Screwdrivers, Nonconductive,
 Composite.....391
 Tools, Nonconductive,
 Composite.....391–393
Electronic Service
 Pliers 381
 Screwdriver, Miniature..... 347–348
 Screwdrivers..... 321, 347–348
 Tweezers 643
Electronics.....580–611
 Battery Testers.....697–698
 Borescopes.....603
 Calipers767, 768
 Circuit Testers586, 588, 589–597
 Coil-on-Plug Probes 607, 864
 Device Storage..... 93, 94
 Electric/Terminal Tools.....609–611
 Fuel Testing..... 619
 Gas Analyzers 602
 Infrared Thermometers 606
 Jump Leads.....588
 Leak Detectors 598–601
 Memory Savers.....608
 Micrometers 766, 767, 768
 Multimeters and
 Accessories 580–587, 593
 Power Inverters..... 697
 Refrigerant Scales 706
 Stethoscopes..... 605
 Tachometers 607
 Terminal Tools..... 387, 701
 Timing Lights 608
 Torque Testers 332–333, 335–339
 Torque Wrenches 309–312, 332–339
 Videoscopes 603–604
Emergency Brake Tools 784, 788
End Cabinets
 Classic Series.....40
 EPIQ™ Series 22
 Heritage Series47, 49
 Masters Series 28–31
Engine
 Alternator Tools..... 441, 442, 746
 Barring Sockets 748

- Belt Tensioning 455, 742, 747–748
 Calibration and Setup Kits 743
 Cam Tools 742–743, 751, 752
 Cleaners 619
 Cooling System Tools 714–722
 Cylinder Head Tools 745, 753
 Cylinder Service Tools 754
 Drain Plug Sockets 450, 687, 744
 Fuel System Maintenance 746
 Harmonic Balancer 445, 749
 Harmonic Damper Pullers 445, 750
 Hoists 693
 Hood Props 751
 Lifting 693
 Oil Pressure/Oil Pump 617, 744
 PCV/EVAP Tools 751
 Piston Service Tools 755
 Power Steering/Alternator/
 Water Pump 746
 Seal Pullers 751
 Service Tools 742–751
 Slings 693
 Sockets, Generator 474
 Sockets, Thermal Vacuum Switch 748
 Software, Diagnostic 871
 Special Purpose/
 Application Tools 751
 Starters 695, 699–700
 Thermal Vacuum Switch Sockets 748
 Timing 742–743, 751
 Turning Tools 450
 Valve Service Tools 752–754
Engineer Style Hammers 402
Engravers 519, 548
Engraving Pen Tips 548
EPIQ™ Series 8–22
 Accessories 75, 78, 79, 80, 81
 Drawer Sections 18–19
 End Cabinets 22
 Lockers 21
 Optional Add-ons 9, 10, 11, 12, 21, 22
 Overhead Cabinets 20
 Quick Reference Charts 8–13
 Roll Cabinets 14–17
 Roll Carts 48
 Top Chests 18–19
 Workstations 48
Ergonomic
 Nut Driver Sets 359
 Scrapers 415
Etching/Engraving Tools 548
ETHOS® Edge Scan Tool 845
ETHOS® Edge Scan Tool, Accessories 853
ETHOS® PRO Scan Tool, Accessories 856
ETHOS® Series Diagnostic Software 871
EVAP Testers 598, 599
Exhaust
 Diesel Bung Rethreading Kit 458
 Fluid Tools, Diesel 455
 Hanger Removal 415
 Pipe Cutters 415
 Probes 602
 Special Purpose/
 Application Tools 415–416
 Tailpipe Stretchers 416
 Tools, Air Hammer Bits 567–569
Expanders 416
Extended Reach Hose Grip Pliers 390
Extension Cords 732
Extensions
 1/4" Drive 108–109, 126,
 129, 135–136
 3/8" Drive 149–150, 182, 193–194
 3/8" Drive, Nonconductive 392
 1/2" Drive 204–205, 219, 233
 1/2" Drive, Nonconductive 392
 3/4" Drive 236
 1" Drive 246
 1-1/2" Drive 251
 Adaptors, 1/2" Drive 206, 219
 Adaptors, 1-1/2–2-1/2" Drive 251
 Adaptors, Spline to Square 251
 Connectors, 1/4" Drive 109
 Connectors, 3/8" Drive 150
 Flexible, 1/4" Drive 109, 134
 Flexible, 3/8" Drive 194
 Impact, 1/4" Drive 125, 126–127
 Impact, 3/8" Drive 175
 Impact, 1/2" Drive 219, 251
 Impact, 3/4" Drive 239
 Impact, 1" Drive 247
 Impact, 1-1/2" Drive 251
 Knurled,
 1/4" Drive 108, 127, 132–133, 134
 Knurled, 3/8" Drive 149, 193
 Knurled, 1/2" Drive 204, 233
 Locking, 1/4" Drive 109, 126, 135–136
 Locking,
 3/8" Drive 150, 182, 193–194
 Locking, 1/2" Drive 204–205, 219, 233
 Nonconductive 392
 Power, 1/2" Drive 228
 Quick Release 109, 205
 Sets, 3/8" Drive 193–194
 Sockets, Flexible 194
 Sockets, Swivel 119, 164, 219
 Swivel 175
 Swivel Universal Joint 125, 219
 Wobble, Wobble Plus,
 1/4" Drive 108, 109
 Wobble, Wobble Plus, 3/8" Drive 150
 Wobble, Wobble Plus,
 1/2" Drive 204–205
 Wrenches 307
Extra-Long Screwdrivers
 Flat 342, 343, 344
 Phillips® 342, 345
 Set 342, 343, 345, 363
Extractors 427–435
 Bits 428, 430
 Collets 435
 Deep Well 429
 Dowel Pin Puller Sets 435
 Hex Bolt Collets 435
 Hex Head Fastener 429
 Multispline 428
 Pipe Nipple Removers 435
 Pipe Plug 430
 Porcelain 418
 Screw 428, 430, 431, 432
 Sets 427–429, 431–433
 Spark Plug 418
 Stud Removers 430–434, 674
 Tapered Bit 430
Eye Protection
 Face Protectors 637, 826
 Goggles/Glasses 708, 827–828
 Shield Replacements 637
 Welding, Helmets 645–647, 826
 Welding, Lenses 637, 647
- ## F
- Face Protectors** 637, 826
Fan Clutch Wrenches 452, 719
Fans
 Cordless 516
 Shop 825
 WorkCenter 79, 825
Fasteners
 Dzus® 352
 Hex Head Extractors 429
Feeler Gauges 770–773
 Bent 453
 Blades 453, 772, 773
 Blades, Pocket Feeler 772
 Blades and Holders 453
 Diesel 447, 453, 771
 Easy Grip 772
 General Use 771
 Ignition 770
 Sets 772
 Special Purpose/Application 772
 Step 453, 771
Fender Covers 761
Files 410–412
 Brushes 412
 Chain Saw 412
 Comfort Grip 412
 Flexible Curved Tooth 795
 Half Round 410
 Instinct® 410
 Mill 410
 Miniature 411
 Multi-Cut Flat 412
 Nib 795
 Round 410
 Spark Plug 419
 Swiss Needle 411
 Thread Restorer 424
 Three Square 410, 412
Fillers
 Battery 702
 Cooling System 714, 715
 Oil 737, 741
Filters
 A/C 704
 Air, Paint Spray 804
 Air Processing 814
 Dryers 704
 Parts Washer 817
 Pneumatic Tool 341
 Sockets 734
 Sockets, Diesel 459
 Wrenches, Fuel 452, 456, 620

Wrenches, Oil	735–736	Wrenches, Specialty Box	283–284	1/2" Drive	665, 666, 667, 668
Fin Straighteners/Cleaners	713	Wrenches, Tubular	297	Filter	459, 734
Fingertip Ratchets	108, 109, 134, 148	Flap Wheels	565	Lug Nut	665, 666, 667, 668
Firing Indicators, Spark Plug	419	Flare Nut		Thin Wall	665
Fixed Tip/Convertible Pliers	384	Sockets	163, 450, 621	Floodlights	515, 727, 729, 730
Flammables Storage Cabinet	805	Wrenches, Cummins®	449, 450	Floor	
Flank Drive®, Flank Drive® Plus		Wrenches, Flank Drive®,		Jacks	691
Aerospace Sockets	211	Flank Drive® Plus	288, 289,	Lock Kit	98
Impact Sockets, 1/4" Drive	126–127	291–292, 294	Mats	96
Impact Sockets, 3/8" Drive	176–180	Wrenches, Flare Nut, Crowfoot,		Fluid Maintenance	
Impact Sockets,		1/4", Drive	289	Fluid Evacuators	733
1/2" Drive	220–226, 450, 672, 684	Wrenches, Flare Nut, Crowfoot,		Transfer Pumps	733
Impact Sockets,		3/8", Drive	289, 291–292	Flush Cut Oval Cutters	379
3/4" Drive	240–243, 462, 463, 464	Wrenches, Fuel Line	449	Flush Kits	713
Impact Sockets, 1" Drive	247–250	Flaring		Flywheel	
Impact Sockets, 1-1/2" Drive	251–253	Adaptors	416	Locks, Diesel	458
Impact Sockets, 2-1/2" Drive	254–255	Die Sets	416	Tools	458, 689
Sockets,		Flaring Tools		FOD Ratchets	
1/4" Drive	110–118, 126–127, 128	Hydraulic	416	1/4" Drive	106
Sockets, 3/8" Drive	152–160,	Sets	416, 417	3/8" Drive	147
176–180, 184, 187, 420, 421, 422		Tubing	416, 417	1/2" Drive	202
Sockets, 1/2" Drive	206–212,	Flashlights		Folding	
220–226, 684, 788		Accessories	732	Knives	404–408
Sockets, 3/4" Drive	237–238,	Cordless	514	Saws, Pruning	403
240–243, 462, 463, 464		Penlight LED	723	Wrench Sets	300–301
Sockets, 1" Drive	247–250	Rechargeable	723, 724	Ford® Service Tools	
Sockets, 1-1/2" Drive	251–253	UV Leak Detection	706, 707	Air Conditioning	
Sockets, 2-1/2" Drive	254–255	Flat		Service Tools	710, 711, 713
Sockets, High Performance	117	Chisels	395	Antenna/Mirror Tools	802
Sockets, Spark Plug	165, 420–422	Flat Tip		Axle Nut Sockets	671
Sockets, Spark Plug, Magnetic	420	Bit Sockets	125, 140, 173, 218	Bit Sockets	121, 122
Wrenches, Adjustable/		Screwdriver, Bits	368	Brake Tools	783, 784, 786, 787, 789
Cushion Handles	305	Screwdrivers,		Carburetor Tools	628
Wrenches, Brake Bleeder	789	Electronic Service	347, 348	Clutch Service Tools	689
Wrenches,		Screwdrivers, Hard Handle	343, 344	Compression Adaptors	451, 616
Combination	256–266, 270–278	Screwdrivers, Nonconductive	391	Diesel Service Tools	448, 455–457
Wrenches, Combination		Screwdrivers, Pocket, Spark Test	345	Differential Service Tools	684
Ratcheting, Box	256–261, 262–263	Screwdrivers, Soft Handle	342, 344	Door Tools	798, 799
Wrenches, Double Flex Metric	263	Flex Head		Engine Service Tools	744, 745, 746,
Wrenches,		Ratchets, 1/4" Drive	104, 105, 106, 129	747, 749, 750	
Flare Nut	288, 289, 291–292, 294	Ratchets, 3/8" Drive	145	Exhaust Tools	415
Wrenches, Flare Nut, Crowfoot,		Ratchets, 1/2" Drive	201	Filter Wrenches	456
1/4", Drive	289	Ratchets, Pass Thru	199	Front Wheel Drive Tools	684
Wrenches, Flare Nut, Crowfoot,		Speeders	145, 146	Fuel Injection Service Tools	620
3/8", Drive	289, 291–292	Wrenches, Combination	265, 266	Fuel Line Disconnect Tools	623
Wrenches, Flex Head	263	Wrenches, Ratcheting Box	269	Hand Sockets	461
Wrenches, High Performance	262	Wrenches, Torque	311, 312	Impact Sockets	227
Wrenches,		Flexible		Injection Harness Testers	622
Offset Box	256–262, 279–282	Carburetor Tools	628	Injector Pullers	460
Wrenches, Offset Box,		Claws	775	Oil Filler Cap Tools	741
High Performance	281–282	Distributor Tools	629	Oil Filter Sockets	734
Wrenches, Oxygen Sensors	625	Drivers, 1/4" Drive	107, 109, 110	Oil Filter Wrenches	736
Wrenches, Pan Plug	744	Drivers, Carburetor	628	Oxygen Sensor Tools	625
Wrenches, Ratcheting Box, No Offset,		Extensions, 1/4" Drive	109, 134	Personality Keys	869
High Performance	262	Extensions, 3/8" Drive	194	Porcelain Extractors	418
Wrenches, Ratcheting Combination,		File Holders	795	Radiator Tools	720, 721
No Offset	258–259, 260–262	Files	795	Scan Tools and Accessories	850, 857,
Wrenches, Ratcheting Combination,		Lights	82, 707, 725–726, 729	860, 863, 867–868	
No Offset/Spline	260–262	Neck MIG Torches	631	Socket Drivers	168, 169
Wrenches, Reversible Ratcheting		Pick-up Tools	776, 777	Sockets, Fuel Filter	459
Box/Speed Open End	256–257	Shank (Screwdriver)	353, 356	Sockets, Impact	464, 465
Wrenches, Reversible Ratcheting		Tool Storage Accessories, Magnetic	100	Spark Plug Tools	418, 419
Combination Offset	257	Flip Sockets		Transmission Service Tools	686, 687
Wrenches, Reversible Ratcheting		1/4" Drive	119, 659	Wheel Lug/Retaining	
Combination/Spline	257	3/8" Drive	459, 734	Nut Sockets	666, 668, 669

- Four-Way Angle Head, Wrenches 286
 Fractional Drill Bits 430, 560, 561
 Freeze Plug Tools 720
 Front Wheel Drive,
 Boots and Joint Tools 684–685
Fuel
 Adaptor Sets 612–614, 618, 619
 Adaptors,
 Compression Gauge Sets 612–614
 Cleaners 619
 Diesel Fuel Line Tools 449, 450,
 451, 452
 Filter Sockets, Diesel 459
 Filter Wrenches 620
 Gauges 612
 Injection, Adaptor Sets 618, 619
 Injection, Gauge Holders 448
 Injection, Specialty Service Tools 620
 Injection, System Cleaners 619
 Injection, Testers/
 Test Equipment 618–620
 Injector,
 Pullers 448, 449, 450, 457, 460
 Injector,
 Sockets 456, 457, 458, 463, 621
 Injector, Tools 457, 460, 463, 618
 Line Disconnect
 Tools 452, 620, 621, 622, 623
 Line Stoppers 621
 Line Tools, Diesel 449, 450, 451, 452
 Pressure Sensor Sockets 620
 Pressure Sensor Wrenches 451, 624
 Pump Remover Tools 620
 Pump Wrenches 449
 Rail Plugs 449
 Sensor Tools 451, 455, 624, 625
 Sensor Wrenches, Diesel 451, 455
 Sockets, Filter 459
 Sockets, Fuel Line 454, 457, 621
 System Maintenance 746
 Tank, Covers, Motorcycle 467, 761
 Tank, Lock Ring Tools, Motorcycle 468
 Tank, Ring Tools 620
 Tank, Stands 693
 Tube Removers 450
Funnels, Oil 737
Fuse
 Pliers 609
 Savers 595
- G**
- Gap Gauges 772
 Gappers, Spark Plug 772
 Gas Analyzers 602
 Gas and Oil Service Tools 473–474
 Gas Welding 631, 632, 639
 Gasket Punches 394
Gauges
 Angle Locator 770
 Belt Tensioning 720, 747
 Bore 767
 Brake, Drums/Rotors 784
 Brake, Lining Thickness 788
 Brake, Pad 787
 Brake, Resetting 788
 Brake Pad/Shoe 787
 Compression, Diesel 615
 Compression, Motorcycle 467, 613, 614
 Compression, Sets 612, 613, 614
 Cooling System 720
 Dial Test Indicator 769–770, 784
 Dial Type Tire Pressure 660
 Diesel Compression 615
 Diesel Dial 448
 Feeler, Bent 453
 Feeler, Blades 453, 772, 773
 Feeler, Diesel 447, 453, 771
 Feeler, Easy Grip 772
 Feeler, General Use 771
 Feeler, Ignition 770
 Feeler, Special Purpose/
 Application 772
 Feeler, Step 453, 771
 Gap 772
 Holders 448, 770
 Hole 767
 Injector Height 451
 Magnetic Base Holders 770
 Manifold 708
 Oil Rail 451
 Pencil Tire Pressure 662
 Pinion Depth 768
 Pressure, Compression 612
 Pressure, Compression, Diesel 615
 Pressure, Fuel 612
 Pressure, Hydraulic 439
 Pressure, Oil 451, 612, 744
 Pressure, Tire 660, 661, 662
 Pressure, Tire, Dial Type 660
 Pressure, Tire, Digital 661
 Pressure, Transmission 612, 617, 687
 Pressure, Vacuum 612, 617
 Pressure Sets 612, 617
 Small Hole Gauge Sets 767
 Spark Plug 772
 Telescoping 767
 Test, Indicator Dial 769–770, 784
 Test, Micrometer 767
 Thread 426
 Throttle Depressor 788
 Timing 448, 769
 Tire Pressure 660, 661, 662
 Torque Angle 321
 Transmission 612, 617, 687
 Tread Depth 663
Gear Oil Pumps 740
Geared Head Multipliers 332
General Hand Tools 403–475
General Service Sets
 1/8" Drive 129
 1/4" Drive 130–133, 142–143
 3/8" Drive 184–192, 199–200
 1/2" Drive 231–232, 235
 3/4" Drive 244
 Tire/Wheel 674–676, 680
Generator
 Diagnostic Waveform 866
Glass/Acrylic Scrapers 412
Glasses/Goggles, Safety 707, 827–828
 Air Conditioning 708
 UV 708
Gloves 829–833
 Anti-Vibration 829, 831
 Blast, Abrasive 809
 Carbon Knuckle 829
 Cold Weather 831, 832
 Cut Resistant 829, 830
 Dispensers 833
 Grip 832
 Impact 829, 830, 831
 Latex 833
 Leather 833
 Mechanic's 831
 Nitrile 833
 SuperCuff® 829, 831
 Touchscreen Compatible 832
 Welding 637
Glow Plug Compression Adaptors 616
Glow Plug Tools 455, 616
GM®/GMC®/Chevrolet® Service Tools
 Air Conditioning Service Tools 710, 711
 Axle Nut Sockets 671, 672
 Bit Sockets 121, 172
 Brake Tools 783, 784, 785, 787, 789
 Carburetor Tools 628
 Differential Service Tools 684
 Door Tools 798, 799
 Engine Service Tools 744, 746, 747,
 748, 749, 750
 Front Wheel Drive Tools 684, 685
 Fuel Injection Service Tools 620
 Fuel Line Disconnect Tools 623
 Impact Sockets 224
 Injection Harness Testers 622
 Injector Pullers 458, 460
 Oil Filter Sockets 734
 Personality Keys 869
 Radiator Tools 719, 720, 721
 Scan Tools and Accessories 850, 857,
 860, 863, 867–868
 Socket Drivers 169, 173
 Sockets 119, 121, 161, 172
 Sockets, Fuel Filter 459
 Transmission Service Tools 686, 687
 Wheel Lug/Retaining
 Nut Sockets 666, 669
 Window/Windshield Tools 801
Goggles/Glasses, Safety 707, 827–828
 Air Conditioning 708
 UV 708
Governor Gap Tools 452
Grease
 Bearing Packers 740
 Control Valves 738
 Dispensing Accessories 738
 Drains 739
 Funnels/Spouts 737
 Guns and Accessories 499, 570,
 737–741
 Pumps 740–741
Grease and Dust Cap Tools 675
Grease Guns 499, 570, 737–741
 Accessories 570
 Cordless 499

Miniature 570

Grinders

Abrasive Discs 576

Accessories 566–567

Air 521–522, 536–539

Angle 538, 539

Angle, Cordless 494

Burr 566–567

Cordless 501, 502, 512

Die, Accessories 566–567

Die, Air 536–539

Die, Kits 538

Die, Pencil 537

Discs 566

Wheels 566

Groove Cleaners, Piston Ring 755

Guns

Air Solvent 821

Blast Systems 809

Blow, Non-Vented 572

Blow, Vented 573

Caulk, Cordless 500

Grease 499

Injection 706, 707

Oil Spray 739

Paint 803

Paint, Accessories 803–805

Rivet, Cordless 503

Sandblasting 807

Soldering 641

Spool 631

Spray 803

Stud 651

Suction 739

H

Hacksaws 403

Blades 403

Miniature 403

Half Moon Box Wrenches 283

Half Round Nose Cape Chisels 410

Hammers

Air 536

Air, Accessories 567–569

Ball Peen 399, 401

Body 793, 794

Brass 400

Bronze Tip 399

Chipping 647

Claw 401

Combination 400

Compact Slimline 398

Cross Peen 793

Dead Blow 398–399, 402, 758

Dual Face 399, 402

Engineer 402

Heavy Duty 402

Heavy Duty, Air 536

Interchangeable 401

Non-Marring 399, 401

Piston 400

Plastic Tip 400

Rubber Mallet 676

Sledge 399, 402

Sledge, Hammer Striking Wrench 296

Slide 683

Slimline 398

Soft Face 400–401

Soft Steel 402

Tire/Wheel 676

Welding 647

Wheel Weight 654

Hammers/Punches/Chisels 394–402

Hand Cleaners 834–836

Hand Sockets 461, 463, 467

Hand Tools

1/4" Drive 104–143

3/8" Drive 144–200

1/2" Drive 201–235

3/4" Drive 236–244

1" Drive 245–250

1-1/2" Drive 250–253

2-1/2" Drive 254–255

General 403–475

Organization 78, 84–91

Hand Wheel Adaptors 438, 461

Handle Bars

Roll Cabinets 56, 83

Handle Mounting Kits and Holders 78

Handles

1/4" Drive 107–108, 134

3/8" Drive 149, 188, 192

1/2" Drive 203–204, 233

3/4" Drive 236

1" Drive 245

1-1/2" Drive 250

Hammer 793

Hard Grip Combination

Screwdriver Sets 343, 344

Knurled Extension Ratchet 245

Replacement 412

Screwdriver 356

Soft Grip, Combination

Screwdriver Sets 342, 344, 345–346

Soft Grip, Drivers 359

Soft Grip, Replacement 412

TORQOMETER® 320–321

Tubular 296

Handsaws 403

Hangers

Wheel 670

Hardwood Tops 74

Harmonic Balancer Tools 445, 749

Harmonic Damper Pullers 445, 750

Head Bolt Tools 240, 461, 462, 463, 466, 469, 745

Headlamps

Adjusters 802

Aiming 802

Spring Tools 802

Wrenches 802

Headlamps (Lights) 727

Hearing Protection 826

Heated Leak Detectors 705

Heavy Duty

Air Hammers 536

Air Movers 825

Bolt Cutters 391

Brake Spring Tools 783

Brake Tools, Truck 790

Bushing Driver Sets 757

Creepers 763, 765

Cut-Off Tools 540

Cutters, Bolt 391

Cutters, Diagonal 378, 390

Diagnostic Equipment 874–878

Die Grinders 537, 539

Engine Starters 699

Gloves 829, 830

Hammers 402

Hammers, Air 536

Hub/Rotor Pullers 683

Impact Sockets, Spicer® Drive 745

Impact Wrenches,

Air 523, 524, 525, 528, 529

Locks, Replacement, Tool Storage 97

Manifold Gauges, A/C 708

Movers, Air 825

Oil Filter Wrenches 735, 736

Parts Washers 819

Pliers 382

Polishers 547

Power Tool Tote Bags 65

Prybars 376

Pullers 436, 439, 440

Pullers, Hub/Rotor 683

Punches 398

Rack, Wrenches 681

Replacement Locks, Tool Storage 97

Sanders 546

Service Tools, Truck 461–466

Shears 795

Sockets, Diesel,

Truck 462, 463, 464, 465

Sockets, Lug Nut, Truck 673

Sockets, Tie Rod, Truck 682

Soldering 641

Spicer® Drive Impact Sockets 745

Suction Cups, Body 800

Tote Bags 65

Vehicle Diagnostics 874–878

Wheel Lug/Retaining Nut Sockets 673

Wrenches,

Impact 523, 524, 525, 528, 529

Wrenches, Oil Filter 735, 736

Wrenches, Torque 466, 471, 496, 497, 498, 747

Wrenches, Truck 461, 465, 466

Helmets, Welding 645–647, 826

Heritage Series 41–47

Accessories 74, 77, 78, 79

Drawer Sections 46

End Cabinets 47, 49

Lockers 47

Optional Add-ons 41, 42, 47

Roll Cabinets 41–44

Top Chests 44–46

Hex

Adaptors,

Hex-to-Square 110, 151, 365, 458

Adaptors, Hex-to-Square,

Power 128, 182, 362, 363

Bit Sockets,

1/4" Drive 122–124, 138, 139, 140

- Bit Sockets, 3/8" Drive 170–172, 198
 Bit Sockets, 1/2" Drive 215, 235
 Bit Sockets, 1" Drive 246
 Double, 3/4" Drive 243
 Drivers 124, 141, 170–172, 174, 196, 197, 198, 215, 216, 217, 235, 685
 Head Fastener Extractors 429
 Holders 87, 88
 Key Sets 300–305
 Low Profile Sockets 687
 Screwdrivers 352, 508, 509
 Shank Bits 361, 365–366, 367, 553, 561
 Shanks, Power 228, 367
 Wrenches 298
- Hi-Lok®**
 Fastener Ratchets, 3/8" Drive 148
 Ratchets 106, 473
- High Performance**
 Sockets 117
 Wrenches 262, 281–282
- Hoists, Engine** 693
- Holders**
 Bit 115, 116, 364, 367
 Bit, Nonconductive 393
 Blade 802
 Camshaft 742, 743
 Flashlight 732
 Impact Wrench 570
 Injection Gauges 448
 Paint Gun 805
 Rotating Light Base 729
 Socket Driver 87
 Sockets 85–88, 89, 94, 364, 429
 Step Blades, Feeler Gauges 453
 Test Indicators 770
 Timing Belt Pulley 751
 Timing Chain 754
 Tool 48, 79, 84–95, 100
 Valve 753
 VVT Gear 754
 Window 802
 Wrenches 300
- Hole**
 Cutters 556
 Gauges 767
 Saws 562–563
- Honda®/Acura® Service Tools**
 Brake Tools 786, 787, 789
 Fuel Injection Adaptors 618
 Impact Sockets 127
 Oil Filter Sockets 734
 Oil Filter Wrenches 736
 Oxygen Sensor Tools 625
 Personality Keys 869
 Radiator Tools 720
 Scan Tools and Accessories 850–856, 858–864, 868
 Valve Service Tools 754
 Wheel Lug/
 Retaining Nut Sockets 666
- Hones** 791
- Hood Props** 751
- Hook Type Spanner Wrenches** 308
- Hooks** 94, 370
 Magnetic 94
- Hose Clamp**
 Pliers 721, 722
 Sockets 471
- Hoses**
 A/C 709
 Air 573–574, 803
 Connectors 805
 Crimper Sets, A/C 709
 Cutters/Removers 719
 Nozzles 573, 821
 PCV/EVAP Release Tools 751
 Picks 722
 Pinchers 624
 Pliers, Clamp 721, 722
 Pliers, Pinching 624, 721
 Reels 821
 Water 573, 821
- Hub**
 Clamp Expanders 679
 Lock Tools 672
 Pullers 683
 Removal Adaptors 683
 Scrubbers 576
- HVLP Spray Guns** 803
- Hydraulic**
 Body Repair Kits 692
 Bottle Jacks 693
 Flaring Tools 416
 Gauges, Mounting 439
 Gauges, Pressure 439
 Jacks, Bottle 693
 Jacks, Service 690
 Jacks, Transmission 691
 Power Kits 438
 Pressure Gauges 439
 Pullers 436, 438, 439
 Pump and Ram Sets 438, 439
 Rivet Tools 796
- Hydrometers** 702
- Hyundai® Service Tools**
 Bit Sockets 125
 Engine Service Tools 749
 Oil Filter Wrenches 736
 Personality Keys 869
 Scan Tools and Accessories 850, 857, 860, 863, 867
 Valve Service Tools 754

I

- Idle Lock Nut Wrenches** 447
- Ignition**
 Adaptors 864, 865, 866
 Adaptors, Coil 864, 865
 Feeler Gauges 770
 Spark Plug Gauges 772
 Tools and Testers 629
 Wrenches 285, 629, 751
 Wrenches, Modular 629
- Imagers**
 Digital 603, 604
 Thermal 848–849
- Immersion Cleaners** 819
- Impact**
 Accessories, #5 Spline Drive 251
- Adaptors, #5 Spline Drive 251
 Drivers Sets 174–175, 216, 218
 Locking Ring and Pins .. 239, 251, 253, 255
 Locking Rings and Pins,
 #5 Spline Drive 251
 Socket Retainers 674
 Sockets, Deep 126, 177, 178, 180, 222, 223, 224, 242, 249–250, 253, 450, 684
 Sockets, Detroit Diesel® 241, 243, 450, 454, 461, 462, 464, 465
 Sockets, Head Bolt 461, 462, 463, 745
 Wrenches, Accessories 570
 Wrenches, Adaptors 805
 Wrenches, Air 520, 523–529
 Wrenches, Cordless, 14.4V 504
 Wrenches, Cordless, 18V 496–498
 Wrenches, Hand 749
- Impact, 1/4" Drive**
 Accessories 126–127
 Extensions 125, 126–127
 Sockets 126–127, 136
 Sockets, Twist 136
 Swivel, Universal Joints 125
- Impact, 3/8" Drive**
 Accessories 175
 Adaptors 151
 Drivers 174–175
 Extensions 175
 Sockets 162, 174, 175, 176–180, 181
 Sockets, Spline Drive 162
 Sockets, Twist 181
 Swivel, Universal Joint 180, 194
- Impact, 1/2" Drive**
 Adaptors 219
 Caliper Bolt, Swivel 786
 Crankshaft Bolt Socket 228, 461
 Extensions 219, 251
 Sliding T-Handle 250
 Sockets 220–228, 251–253, 462–465, 679, 745, 788
 Sockets, Emergency Brake 679, 788
 Sockets, Heavy Duty 461, 462, 464
 Sockets, Spicer® Drive 745
 Sockets, Twist 227
 Swivel, Universal Joint 219, 233
 Swivels, Caliper Bolt 786
- Impact, 3/4" Drive**
 Adaptors 239
 Extensions 239
 Locking Rings and Pins 239
 Sockets 240–243, 462, 463, 464, 465, 684
 Sockets, Inverted 243
 Swivel, Universal Joint 239
- Impact, 1" Drive**
 Adaptors 247
 Extensions 247
 Locking Rings and Pins 247, 251
 Sockets 247–250, 474, 475
 Swivel, Universal Joint 247
- Impact, 1-1/2" Drive**
 Extensions 251
 Locking Rings and Pins 253
 Sliding T-Handle 250

Sockets 251–253
 Swivel, Universal Joint 251
Impact, 2-1/2" Drive
 Locking Rings and Pins 253
 Sockets 254–255
Impact Wrenches, Air
 Heavy Duty 523, 524, 525, 528, 529
In-Line Sanders 546
Inflators 516
 Tire 661
Infrared
 Printers 602
 Thermometers 513, 606
Injection Guns 706, 707
Injection Pump Tools 448, 449, 450
Injector
 Brushes, Diesel 449, 456
 Diesel Injector Height Gauges 451
 Diesel Injector Pullers 448, 449, 450, 458, 460
 Diesel Sockets 456, 457, 458, 463, 621
 Fuel, Diesel 449, 450
 Fuel, Disconnect Tools 620
 Fuel, System Cleaners 619
 Fuel, System Tools 618
 Fuel, Testing and Electronics 619
 Gauges 451
 Harness Testers 622
 Height Gauges, Diesel 451
 Pullers 448, 449, 450, 457, 458, 460, 620
 Pump Wrench 448, 449
 Sockets 456, 457, 458, 463, 621
 Sockets, Crowfoot,
 Diesel 457
 Sockets, Diesel 456, 457, 458, 463, 621
Inserts
 Ratchet,
 Square Drive Heads 324, 669
 Socket 151
Inspection Mirrors 776, 777
Instinct®
 Files 410
 Screwdrivers 107
Intake Cleaning
 Adaptor 619
Interchangeable
 Hammers 401
 Pliers Tips 385
 Pullers, Bar-Type 441–443
 Pullers,
 General Purpose Sets 437–440
 Screwdriver Shanks 356
 Torque Wrench,
 Heads 311, 312, 323–331
International® Service Tools
 Compression Adaptors 451, 616
 Impact Sockets 462, 463, 464
Inverted TORX®, TORX Plus®,
 3/4" Drive Impact Sockets 243, 463
Inverters, Power 517, 697

J

Jacks
 Aluminum 690
 Body 791
 Bottle 692
 Floor 691
 Hydraulic 690, 691, 693
 Manifold 415
 Pedal 680
 Push-Pull 791
 Short Chassis 690
 Stands 692
 Transmission 691, 693
 Wheel Dolly 738
Jaw-Type Pullers 436, 437, 438, 439, 440, 441, 442, 443, 445, 446
Jiffy-Tite®, Low Profile
 Disconnect Tools 621, 623
John Deere®
 Bit Sockets 122
 Compression Gauge Adaptors 615
 Radiator Tools 717
 Socket Drivers 168
 Starter Bolt Wrenches 452
Joint Rate Simulator Adaptors 339
Jump Leads 588
 Coiled 588
Jumper Cables 700

K

Keychain 98
Kits
 Pressure Transducers 865
 Soldering Gun 641
Knee Pads 836
Kneeling Mats 98
Knife Blade Scrapers 413
Knives
 Folding 404–408
 Liner Lock 404, 405, 408
 Lockback 404, 408
 Multi-Tools 404
 Multipurpose Cutters 409
 Pocket 404, 405
 Putty 414
 Sharpeners 409
 Special Purpose/
 Application 404, 406, 407, 408
 Utility 408–409
 Windshield 800, 801

L

L-Shaped Wrenches 302–305
 Hex 298, 302–305
 TORX®, TORX Plus® 299, 300, 304–305
Landscape Tools 403
Latch-on® Wrenches 269
Latex Gloves 833
Lathes, Brake Lathe Accessories 779
Leak Detectors 598–601
 A/C 705, 706, 707
 Antifreeze 719

Coolant 719
 Cylinder 617, 745
 Fluid 745
 Smoke 598–601
 Ultraviolet 514, 599–601, 706–707
Leather
 Shears 404
 Shot Dolly 794
 Welding Gloves 637
 Work Gloves 833
Left Hand Drill Bits 560, 561
Lenses, Welding 637, 647
Levels 770
Lifters, Valve 753
Lifting 690–693
 Jacks 690–693
 Pulling Tools 693
 Stands 692
 Transmission 691
 Wheel Dollies 738
Light Bars, LED 81
Lighted Mirrors 778
Lighted Signs 82
Lights 723–732
 Articulating 725–726
 Cordless 513–515
 Flashlights 514, 706, 707, 723, 724
 Flexible 82, 707, 725–726, 729
 Flood 515, 727, 729, 730
 Headlamps 727
 Leak Detection 514, 706–707
 LED 81, 82, 707, 723, 725, 726, 727, 728, 730, 731, 777, 778
 LED, Light Bars 81
 LED, Panels 82
 LED, Strips 82
 Magnetic 81, 729
 Project 724
 Rechargeable, Flood 727
 Rechargeable, Headlamps 727
 Rechargeable, Shop 726
 Shop 726, 729
 Special Purpose/Application 729
 Timing 469, 608
 Tool Storage 81, 82, 731
 Underhood 514, 728
 Utility 514
 UV, LED Flex 707
 Wireless Charging Systems 729
Lineman's Pliers 382, 388, 389, 393
Liner Lock Knives 404, 405, 408
Lithium Batteries 517
Lock-a-Socket, Trays and Rails 84
Lock Bars 97
Lockback Knives 404, 408
Lockers
 Classic Series 39
 EPIQ™ Series 21
 Heritage Series 47
 Masters Series 31, 96
 Toppers 96
Locking
 Adaptors, 1/2" Drive 127, 205
 Clamps 648, 649

- Extensions,
 - 1/4" Drive 109, 126, 135–136
 - Extensions,
 - 3/8" Drive 150, 182, 193–194
 - Extensions,
 - 1/2" Drive 204–205, 219, 233
 - Extensions, 3/4" Drive 236
 - Knives 404
 - Lug Nut Remover Kits 667, 671
 - Pliers 383, 649
 - Rings and Pins, #5 Spline Drive 251
 - Rings and Pins, 3/4" Drive 239
 - Rings and Pins, 1" Drive 247, 251
 - Rings and Pins, 1-1/2" Drive 253
 - Rings and Pins, 2-1/2" Drive 253, 255
 - Rings and Pins,
 - Impact #5 Spline Drive 251
 - Rings and Pins, Impact 3/4" Drive 239
 - Rings and Pins, Impact 1-1/2" Drive ... 253
 - Rings and Pins,
 - Impact 2-1/2" Drive 253, 255
 - Speeders 203
 - Locks**
 - Floor Lock Kit 98
 - Padlocks 97
 - Pick Sets 371–372
 - Picks/Lockout Tools 799
 - Sockets 669
 - Tool Storage 97, 99
 - Logo and Racing Decals** 97
 - Long**
 - Flat Chisels 395
 - Nose Pliers 390
 - Pin Punches 397
 - Reach Pliers 381, 390
 - Scrapers 415
 - Low Profile**
 - Ratchets 106, 115, 147
 - Screwdrivers 353
 - Sockets, 1/4" Drive 115–116
 - Sockets,
 - 3/8" Drive 158–159, 179, 184, 687
 - Sockets, 1/2" Drive 227
 - Low Torque/Slimline Wrenches** 285
 - Lubricants**
 - Anti-Seize 833
 - Synthetic 833
 - Lubrication**
 - Accessories 576
 - Tools 733–741
 - Lug Nut**
 - Punch 668
 - Sockets 462, 665, 666, 667, 668, 673
 - Tools 462
 - Truck Heavy Duty, Sockets 673
- ## M
- Mack® Service Tools** 463, 615, 874, 875, 876, 877
 - MacPherson Strut Tools** 682
 - Magnetic**
 - Accessories,
 - Tool Storage 88–90, 91–95, 100
 - Adaptors 110, 151
 - Angle Locators 770
 - Bar Tool Holders 91
 - Base, Dial Test Indicators 770
 - Base, Holders 88
 - Bit Holders 88, 89, 364
 - Bit Holders, Screwdriver 355, 364, 367
 - Bit Sockets 365
 - Brake Spring Tools 783
 - Holdings, Bar Tool 91
 - Holdings, Bit 88, 89, 355, 364
 - Holdings, Can/Bottle 95
 - Holdings, Cell Phone 93, 94
 - Holdings, Impact Wrench 570
 - Holdings, Nut 91
 - Holdings, Socket 88, 89, 94
 - Hooks 94, 805
 - Lights 81, 729
 - Nut Drivers 365, 552
 - Nut Drivers, Power 365
 - Nut Holders 91
 - Paint Gun Hooks 805
 - Panels 93
 - Pick-up Tools 776–777
 - Power Nut Drivers 365
 - Ratchet and Bit Sets 357
 - Socket Clips, Rails, Holders 88, 89
 - Sockets, 1/4" Drive 128
 - Sockets, 3/8" Drive 183
 - Sockets, 1/2" Drive 229
 - Sockets, Spark Plug 420
 - Tool Storage
 - Accessories 88–90, 91–95, 100
 - Wrench
 - Organizers 89, 90, 91, 94, 570
 - Magnifiers** 732
 - Mallets** 400, 676
 - Manifolds**
 - Air 575
 - Gauges 708
 - Jack Sets 415
 - Marine Plug Screwdrivers** 354
 - Master Bit Kits** 360
 - Masters Series** 23–31
 - Accessories 78, 79, 80, 81, 98
 - End Cabinets 28–31
 - Lockers 31, 96
 - Optional Add-ons 23, 24
 - Quick Reference Chart 23–24
 - Roll Cabinets 23–26
 - Top Chests 27
 - WorkCenters 27
 - Mats**
 - Anti-Fatigue 96
 - Floor 96
 - Kneeling 98
 - Tool Storage Rubber 73, 74
 - Work Surfaces 72, 73, 74
 - Measuring** 766–774
 - Angle Locators 770
 - Calipers 767, 768
 - Contact Points and Extensions 770
 - Dial Test Indicator
 - Gauges 769–770, 784
 - Feeler Gauges 770–773
 - Levels 770
 - Magnetic Bases 770
 - Micrometers and Sets 766, 768
 - Precision Straight Edges 774
 - Sets 774
 - Small Hole Gauge Sets 767
 - Spark Plug Gauges/Gappers 772
 - Squares 774
 - Steel Rules 774
 - Straight Edges 774
 - Straight Edges, Precision 774
 - Tape Rules 775
 - Telescoping Gauge Sets 767
 - Thread Gauges 426
 - Timing Gauges 448, 769
 - Mechanic's Stethoscope** 605
 - Memory Savers/**
 - Power Inverters 517, 608
 - Mercedes-Benz® Service Tools**
 - Belt Tensioning Tools 748
 - Bit Sockets 120, 172, 216, 217
 - Brake Tools 781, 789
 - Cam Holders 743
 - Compression Adaptors 451, 613, 616
 - Compression Gauges 615
 - Door Hinge Tools 799
 - Flip Sockets 119, 459
 - Fuel Filter Sockets 459
 - Fuel Injection Adaptors 618
 - Impact Sockets 220, 227, 243, 462, 463, 465
 - Injector Sockets 458
 - Oil Filter Sockets 734
 - Oil Filter Wrenches 735, 736
 - Personality Keys 869
 - Radiator Tools 716, 717, 718, 719, 720
 - Scan Tools and Accessories 850–852, 854, 856–864, 867
 - Socket Drivers 216
 - Spark Plug Tools 418, 421
 - Special Purpose/
 - Application Sockets 454
 - Terminal Tools 611
 - Tire/Wheel Tools 659, 670, 672
 - TORX®, TORX Plus® Sockets 117, 180
 - Valve Adjusters 466
 - Wrenches 299
 - Metal**
 - Boxes 64
 - Cutting Shears 795
 - Snips 794
 - Metric Tools**
 - 3/8" Drive 151, 187, 191, 192, 199–200
 - Adaptors, Torque 120, 214, 466
 - Bit Sockets 122–123, 138, 170–171, 196, 215, 216, 235, 629
 - Bolt Grip Puller
 - Bolts and Washers 443
 - Brake Tools 787
 - Bushing Driver Sets 757, 758
 - Calipers 767
 - Carburetor Tools 638
 - Caster-Camber Tools 681
 - Conversion Charts 315
 - Crowfoot Wrenches, 1/4" Drive 289

Crowfoot Wrenches, 3/8" Drive	291, 292	Sockets, Lug Nut.....	462, 666, 667, 668	MIG Wire Feed Welders and Accessories	630-632
Crowfoot Wrenches, 1/2" Drive	293	Sockets, Pipe Plug	119, 163-164, 789	Mill Files	410
Cylinder Head	745, 753	Sockets, Sensor.....	450	Mini Tip Screwdrivers.....	345, 347
Decimal/Metric Conversion Chart.....	315	Sockets, Spark Plug	422	Miniature	
Distributor Tools	629	Sockets, Swivel Ball Extension	119	Air Ratchets	531, 532, 533
Drill Bits.....	554, 557	Sockets, Transmission Drain Plug	469, 687	Awls, Hooks and Picks	370
Fan Clutch Wrenches.....	719	Sockets, Valve Cover Bolt	745	Circuit Testers	592
Feeler Gauges.....	453, 771, 772	Spark Plug Hole Rethreaders.....	418	Cutters.....	389
Files, Thread Restorer.....	424	Spindle Rethreaders	425	Die Grinders, Air.....	536, 538
Flaring Tools	417	Taps and Dies	423, 424-426	Drills, Cordless.....	507
Flaring Tools, Tube Cutting	416	Thread Gauges.....	426	Files.....	411
Folding Hex Wrenches.....	300-301	Thread Pitch Gauges	424, 426	Grease Guns	570
Fuel, Pressure Sensors.....	454, 624	Threading Tools	423-426	Hacksaws	403
Gauges, Bolt Thread.....	426	Tire/Wheel Tools.....	665, 666, 667, 668, 672, 673	Pliers.....	389, 390, 644
Gauges, Feeler.....	453, 771, 772	Torque Adaptors	120, 214, 466	Pliers/Cutters Sets.....	389
Gauges, Thread Pitch	424, 426	Tube Cutting, Flaring Tools	416	Prybars.....	374
General Service Sets	231-232	Valve Guide Removers.....	752	Saws	403
Head Bolt Tools.....	461, 463, 745	Valve Tools.....	745, 752, 753	Screwdrivers.....	345, 347-348, 353
Hex Drivers	122-123, 141, 170-171, 174, 196, 215, 216, 235, 243	Wrenches, Adjustable, Interchangeable Heads.....	325-327, 329-331	Soldering Tools.....	640, 644
Hex Head Drivers.....	628	Wrenches, Combination	270, 272-274, 276-278, 279	Welding Clamps.....	649
Hex L-Shape Wrenches	298, 302-304, 305	Wrenches, Crowfoot, 1/4" Drive.....	289	Mirror/Pick-up Tools	775-778
Hex Wrenches.....	298, 300-301, 302, 303, 304	Wrenches, Crowfoot, 3/8" Drive	291, 292	Mirrors	775-778
Measuring	775	Wrenches, Crowfoot, 1/2" Drive.....	293	Hinged.....	777
Motorcycle Service Tools.....	469	Wrenches, Fan Clutch.....	719	Inspection	776, 777
Nut Setters.....	552	Wrenches, Flank Drive®, Flank Drive® Plus, Offset Box	279	Lighted	778
Oxygen Sensor Tools.....	626-627	Wrenches, Flank Drive®, Flank Drive® Plus, Specialty Box	283-284	Pocket	778
Pin Punches.....	395	Wrenches, Folding Hex.....	300-301	Sockets	802
Puller, Bolt Grip and Washers	443	Wrenches, Hex.....	298, 300-301, 302, 303, 304	Telescoping	778
Ratcheting Box Wrenches, Combination.....	257, 258, 260-261, 262-265	Wrenches, L-Shape Hex.....	298, 302-304, 305	Mobeia Hose Clamp Pliers	721
Ratcheting Box Wrenches, Combination, Flank Drive®	257, 262-263	Wrenches, Offset Box.....	279-282	Mobile	
Ratcheting Box Wrenches, Crowfoot.....	292	Wrenches, Open End	284-286, 288-289, 293	Battery Chargers, Cordless Tools	517, 518
Ratcheting Box Wrenches, Flank Drive®, Double Flex	263	Wrenches, Pan Plug	744	Mobile Solutions	48-53
Ratcheting Box Wrenches, High Performance.....	262	Wrenches, Striking.....	295-296	End Cabinets, Heritage Series	49
Ratcheting Box Wrenches, Locking Flex Head.....	269	Wrenches, TORQOMETER®	316-321	Roll Carts	48, 50-53, 57-61
Ratcheting Box Wrenches, Spline	283	Wrenches, Torque	313-315	Roll Carts, Blue-Point®	57-61
Ratcheting Box Wrenches, T-Handle.....	267	Wrenches, Tubular	296-297	Workstations	48, 49, 644
Rethreading Tools	423	Micro Air Tools		MODIS™ Edge Scan Tool, Accessories	859, 864
Screwdrivers.....	352, 355, 360, 361, 362	Drills.....	535, 563	MODIS™ Edge Scan Tool, Storage	859
Set Building.....	484-490	Finishing Tools/Kits	548	MODIS™ Series Diagnostic Software.....	871
Socket Drivers.....	122-123, 141, 170-171, 174, 196, 215, 216, 235, 243, 685	Impact Wrenches	527	MODIS™ Ultra Scan Tool, Accessories	860
Sockets, Bolt	745	Ratchets	531, 532	Modular Connectors, Crimping Tools.....	387
Sockets, Diesel Injector.....	450	Sanders/Polishers	548	Mortorq®	
Sockets, Drain Plug.....	687, 744	Saws	542	Bits.....	366
Sockets, Flank Drive®, Flank Drive® Plus	187, 206-208, 210, 450	Micro Utility Drill Sets.....	563	Pinless Bit Socket Driver.....	173
Sockets, Flip	119	Micrometers	766, 767, 768	Super Socket	181
Sockets, Fuel Injector	458	Gauges, Test	767	Motorcycle	
Sockets, Hand	467	Inside	767	Adjusting Tools	469, 672
Sockets, Hex Bit.....	122-123, 138, 170-171, 196, 215, 235, 629	Mechanical.....	766	Air Chucks	468
		Test Gauges	767	Brake Tools.....	786
		MICROScan® OBD-II Scan Tools.....	873	Clutch Service Tools	689
		Midget		Compression Gauges	467
		Chisels	397	Exhaust Probes.....	602
		Punches	397	Gas Tank Covers.....	467, 761
		Wrenches	277-278, 280	Jacks.....	692
		MIG Torches.....	630-632, 634	Lifting/Jacks	692
				Oil Filter Wrenches	736
				Personality Keys	869
				Scan Tools and Accessories.....	842-843, 845-846, 850-854, 858-859, 868, 871
				Service Tools.....	467-469
				Sockets	163, 421, 454, 467, 469

Sockets, Spark Plug 467
 Tire Changers..... 657
 Transmission Service Tools 687
 Valve Service Tools..... 753
 Wheel Balancer..... 654
 Wheel Balancing Accessories 654
 Wrenches 467, 468, 469
Multi-Cut Flat File 412
Multi-Cylinder Secondary
 Ignition Adaptors..... 865, 866
Multi-Function Switch Tool 609
Multi-Tools..... 404
Multimeters..... 580–581, 593
 Accessories 582–584
 Test Leads..... 584–587
Multiplier Geared Heads 332
Multiplier Wrenches..... 332
Multiposition Prybar 374
Multipurpose Cutters/Scrapers..... 409, 415
Multispline Extractors 428

N

Navistar® 455–457
 Belt Tensioning Tools 455
 Compression Adaptors..... 615, 616
 Diagnostic Equipment..... 875, 877
 Diesel Tools 455–457
 Filter Wrenches 456
 Fuel Injector Sockets 456, 457
 Impact Sockets 463
 Turbo Tools 457
Neck Lights 727
Needle
 Files..... 411
 Needle-Nose Pliers..... 380–381, 390
 Scalars 549
Ni-Cad Batteries..... 606
Nib Files..... 795
Nibblers..... 542
Nissan®/Renault®/Mitsubishi®
 Service Tools
 Brake Tools 789
 Budd Wheel Tools 673
 Compression Adaptors..... 616
 Engine Service Tools 742, 745
 Hand Sockets..... 461
 Impact Sockets 212
 Oil Filter Wrenches 736
 Oxygen Sensor Tools..... 625
 Personality Keys 869
 Scan Tools and Accessories..... 850, 857,
 860, 863, 867–868
 Socket Drivers..... 173
 Transmission Service Tools 686
 Valve Service Tools..... 754
Noise/Vibration Diagnostic Units 605
Non-Marring
 Hammers..... 399, 401
 Prybars..... 373, 375
 Scrapers 375, 412, 413, 414
Nonconductive..... 391–393
 Adaptors..... 393
 Bit Holders..... 393
 Extensions..... 392

Pliers 393
 Ratchets 392
 Screw Starters 391
 Screwdrivers..... 391
 Sockets 392
 Wrench, Ratcheting Box 393
Nozzles, Water..... 573, 821
Nut
 Axle Sockets 227, 670–671, 672, 684
 Drivers..... 359, 365, 552
 Holder, Magnetic 91
 Setting and Riveting..... 503, 795–796
 Starters 358
Nut Drivers
 Ergonomic 359
 Power, Magnetic 365, 552
 Soft Grip 359
 T-Handle, T-Shape..... 359
Nylon Tool Chest Covers
 Road Chests..... 54

O

OBD-II Break Out Boxes..... 594
OBD-II Scan Tools..... 873
Offset Screwdrivers..... 351, 358
Oil
 A/C Compressor..... 704
 Air Motor 576
 Can Openers 470
 Change Kits, A/C..... 704
 Cutting 576
 Drains..... 739
 Drum Plug Sockets..... 227, 739
 Filler Cap Tools..... 741
 Funnels..... 737
 Gas and Oil Service Tools 473–474
 Pressure Gauge Sets 612, 617
 Pumps 740, 744
 Spray Guns 739
 Suction Guns 739
 Transmission Tables..... 739
Oil and Dye Injectors 710
Oil and Gas Service Tools 473–474
Oil Filters
 Pliers 733
 Sockets 459, 734
 Wrenches 470, 735–736
 Wrenches, Aviation 470
Oil-Fired Hot Water 823
Oil Rail Gauges 451
Oilers 740
Open End Wrenches
 AN Fitting..... 287, 307
 Combination Flare Nut..... 288
 Combination Ratcheting,
 Box..... 256–261, 263–266
 Combination Spline 257, 259
 Crowfoot 1/4" Drive 289
 Crowfoot 3/8" Drive 289–291
 Crowfoot 1/2" Drive 293
 Double End Flare Nut..... 288
 Double End Open 284–286
 Flex-Combination 265–266
 Offset 285

Torque Interchangeable
 Heads..... 326–328
 Tubular 296
Openers, Can..... 470
Orbital Sanders..... 522, 543, 544, 545, 546
Oval Bearing Race Punches 394
Oval Punches..... 394
Overhead Cabinets
 EPIQ™ Series..... 20
Oxygen Sensor Tools..... 617, 625–627

P

P1000™ Motorcycle Diagnostic
 Scan Tool..... 859, 871
P1000™ Motorcycle Scan Tool,
 Accessories 859
Pad Spreaders 787
Padlocks..... 97
Pads, Knee 836
Paint
 Bumper Cover Paint Stands 801
 Flammables Storage Cabinets 805
 Gun Hooks..... 805
 Spray Guns and
 Accessories 803–805
 Tool Storage Unit Touch-up..... 99
Palm Ratchets..... 148
Panel Tools, Door 793
Parking Brake Removal Tools 784
Parts
 Aqueous Based
 Washers 818–819, 820
 Cleaning Brushes..... 820
 Solvent Based Washer 817, 820
 Storage Cases..... 63
 Trays..... 62, 80, 83, 92
 Washer Accessories 820
 Washers 817–820
Pass-Thru Assistant..... 871
Pass-Thru Pro IV Vehicle Interface..... 871
Pedal Jacks
 Accelerator 680
 Brake..... 680
Pencil Die Grinders 537
Pentagon Sockets..... 473
Personality Keys 864, 868, 869
Persuader Wrenches, Valve 307, 473
Phillips®
 Bit Sockets 125, 140, 173, 197, 218
 Composite, Nonconductive 391
 Insert Bits 367
 Mini-Tip Screwdrivers..... 345, 347
 Pocket Screwdrivers..... 347
 Power Bits 368
 Screwdrivers..... 342, 345–346, 347,
 365, 367, 368
 Screwdrivers, Bits 365, 367, 368
 Screwdrivers, Extra-Long..... 342, 345
 Screwdrivers, Mini-Tip..... 345, 347
 Screwdrivers, Pocket..... 347
Pick-up Tools 775–777
 Claws..... 775
 Flexible..... 775, 776
 Lighted 775

Magnetic	776-777	Long Reach	381, 390	Magnetic Sockets, 1/4" Drive	128
Picks		Miniature	389, 390, 644	Magnetic Sockets, 3/8" Drive	183, 454
Hose	722	Mobea Hose Clamp	721	Magnetic Sockets, 1/2" Drive	229
Picks and Scribes	371-372	Needle Nose	380-381, 390	Screwdrivers, Bits	362-364, 367-369
Picks/Rods, Body	800	Nonconductive Composite	393	Shears	542
Pilot Bearing Pullers	446, 689	Oil Filter	733	Sockets, 1/4" Drive	128
Pilot Drills	563	Organizers	91	Sockets, 3/8" Drive	164, 183
Pin Punches	395, 396, 397, 569, 790	Pinching	624, 721	Sockets, 1/2" Drive	229
Pin-Type Spanner Wrenches, Adjustable	308	Precision	379	Universal Joint, 3/8" Drive	182
Pinch Bars	375, 376	Radiator Hose Clamp	623, 624	Power Steering/Alternator Service Tools	441, 442, 444, 746
Pinching Pliers	624, 721	Retaining Ring	384-385	Power Tools	494-576
Pinion		Sets	377-378, 388-391	Accessories	65, 128, 182, 228, 552-571
Bearing Pullers	444	Slip-Joint	381, 390	Air	520-551
Depth Gauges	768	Snap Ring	384, 679, 688	Cordless	494-519
Nut Sockets	220, 224, 684	Snipe Nose	379	Electric, Corded	519
Pinstripe Removal Tools	549	Spark Plug Boot	418	Pozidriv®	
Pipe		Special Purpose/Application	380	Bit Sockets	139, 173, 197
Nipple Removers	435	Stork Bent	381	Drivers	139, 173, 175, 197
Plug Extractors	430	Talon Grip™	380, 381	Screwdrivers	349, 354
Plug Sockets	119, 163-164, 213, 789	Valve Stem Seal	418, 753	Screwdrivers, Bits	365, 367, 369
Wrenches	306	Vinyl Grip	381, 388, 389	Screwdrivers, Hex Shank Bits	367
Piston Hammers	400	Wheel Weight	654	Precision Tools	
Piston Service Tools	755, 787, 790	Wire Twisting	470	Pliers	379
Pitman Arm Pullers and Removers	441, 442, 443, 444, 461	Wrenches	306	Straight Edges and Steel Rules	774
Pivot Pins, Steering Puller	444	Pliers/Cutters Sets, Miniature	389	Preset Torque	
Plasma Cutters	638	Plug Weld, Locking Pliers	649	Screwdrivers	322
Plasma Cutters Cart	644	Pneumatic		Wrenches	323
Plastic		Adaptors	720	Presses	
Drawer Dividers	95	Rivet Tools	796	Ball Joint	677, 678
Hammers	400	Torque Filters/Regulators	341	Ball Joint Adaptors	678
Storage	62	Torque Wrenches	340	Bench	813
Pliers	377-393	Pocket		Brake Caliper	786
Adjustable Joint	306, 382, 390	Blow Guns	572	Bushing	788
Angle Nose	702	Knives	404, 405	Piston	787
Battery	702	Lights	729	Pressure	
Bent Nose	380	Magnifiers	732	Adaptors	583
Brake Spring	783	Mirrors	778	Blast Systems	807
Clamp, Boot	684	Screwdrivers	345, 347, 353	Fuel Injection	618
Clamp, Cable	702	Sharpeners	409	Gauges, Compression	612, 613, 614
Clamp, Corbin Hose	721	Thermometers, A/C	712	Gauges, Hydraulic	439
Clamp, Heater Hose	721	Pocket iQ™ Heavy Duty Vehicle Diagnostics	877, 878	Gauges, Oil	451, 612, 744
Clamp, Hose	624, 721, 722	Polishers		Gauges, Sets	612
Combination	381	Air	547, 548	Gauges, Testers/ Test Equipment	612, 617, 620
Combination, Slip-Joint	381	Cordless	513, 519	Gauges, Tire	660, 661, 662
Composite, Nonconductive	393	Electric	519	Gauges, Transmission	612, 617, 687
Connector	387	Portable Pressure Blast Systems	807	Gauges, Vacuum	612, 617
Crimping	386, 388	Polydrive Head Bolt, 1/2" Bit Socket Driver	217	Regulators	639, 804
Cutting	379	Portable Pressure Blast Systems	807	Screw Pullers	437, 438, 439, 440, 441, 442, 443, 444
Duck Bill	380, 381	Potentiometer Adjusters	348	Sensors	451
Electronic Service	381	Power		Transducers Kits	865
Emergency Brake	788	Adaptors, 1/4" Drive	127	Washers	822-823
Exhaust Hanger Removal	415	Adaptors, 3/8" Drive	182	Pressure Washers, Cold Water	822
Extended Reach Hose Grip	390	Adaptors, 1/2" Drive	228	Pressure Washers, Oil-Fired Hot Water	823
Fixed Tip/Convertible	384	Antenna Sockets	802	Printers	
Fuse	609	Bit Sockets, Hex	182, 230	Battery Analyzers, Wireless	698
Heater Hose Clamp	721	Bit Sockets, TORX®, TORX Plus®	128, 182, 230, 368	Battery Tester	698
Heavy Duty	382	Drivers	499, 508, 509	Infrared	602
Hose Clamp	721, 722	Extensions	182, 228	PRO-LINK® Edge and Ultra Heavy-Duty Vehicle Diagnostics	874-876, 877, 878
Interchangeable Tip	385	Hex Shanks, 1/2" Drive	228		
Lineman's	382, 388, 389, 393	Inverters	517, 697		
Locking	383, 649	Inverters/Memory Savers	517, 608		
Locking, Plug Weld	649	Magnetic Nut Drivers	365, 552		
Long Nose	390				

- PRO-LINK® Edge Scan Tool** 874
Probes
 Amp..... 582, 866
 Back..... 587, 867
 Coil-on-Plug..... 607, 864
 Exhaust 602
 Fuel Injection 620
 Ignition Quick 607
 Temperature 583–584
Props, Hood..... 751
Pruning Saws..... 403
Prybars..... 373–376
 Brake Tool..... 373
 Heavy Duty 376
 Multiposition 374
 Non-Marring 373, 375
 Prying/Smoothing Tools 373
 Racks..... 81
 Sets..... 373–376
 Striking..... 373, 374
Prying/Smoothing Tools 373
Pull Rods 800
Pullers
 A/C..... 441, 442
 Accessories 443, 444
 Adaptors..... 436, 438, 439, 441,
 442, 443, 444, 445
 Alternator Pulley 441, 442, 448, 746
 Axle 489, 683
 Bar-Type 436, 441, 442, 443
 Bar-Type Adaptors..... 436, 438,
 441, 442, 443
 Battery Cable Clamp..... 702
 Bearing..... 441
 Blind Hole Bearing 436
 Body Dent..... 649–652, 791
 Bolt Grip 441, 442
 Bushing..... 394
 Bushing/Oil Seal..... 687
 Cable Clamp 702
 Camshaft Pulley 742
 Cotter Pin..... 675
 Cummins® 441, 448, 458
 Dent 649–652, 791
 Diesel Injector..... 448, 449, 450,
 457, 458, 460
 Diesel Pulley 441, 445, 446,
 448, 451
 Diesel Turbo Vane Actuator..... 447, 457
 Differential Side Bearing 441, 442
 Dowel Pin 435
 Expanded Collet..... 436
 Freeze Plug 720
 Fuel Injector..... 448, 449, 450, 457,
 458, 460, 620
 Gear 441, 442, 443, 448
 General Purpose Sets..... 437–440
 Harmonic Damper..... 445, 750
 Heavy Duty 436, 439, 440
 Hub 683
 Hydraulic 436, 438, 439
 Interchangeable Sets 437–443
 Jaw-Type 436, 437, 438, 439, 440,
 441, 442, 443, 445, 446
 Light Duty Sets..... 437
 Medium Duty Sets..... 438
 Pilot Bearing 446, 689
 Pinion Bearing 444
 Pitman Arm..... 441, 442, 443, 444, 461
 Power Steering 444, 746
 Power Steering Pulley 441, 442, 746
 Pressure Screw 437, 438, 439, 440,
 441, 442, 443, 444
 Pulley 441, 442, 445, 446,
 448, 451, 742
 Pump and Ram..... 438, 439
 Quarter Panel 791
 Rear Axle 489
 Seal..... 676, 751
 Selection Guide 436
 Side Bearing 441, 442
 Slide Hammer..... 435, 436, 437,
 438, 439, 440, 450, 683, 791
 Special Purpose/Application..... 446
 Steering Pivot Pin..... 444
 Steering Wheel 441, 444
 Stud 651
 Tapped Hole..... 443, 446
 Transmission Pump..... 688
 Wheel Hub 683
Pulse Adaptors, Diesel 455, 607
Pump Adjusting Tools, Diesel 448, 449
Pump and Ram Pullers
 Type Features..... 436
Pump and Ram Sets..... 438, 439
Pumps
 Fuel Transfer 733
 Grease/Oil..... 740–741
 Oil 740, 744
 Vacuum 601, 704, 709, 779
Punches
 Accessories 395
 Automatic Centering 394
 Bronze Drift 397
 Bronze Pin 397
 Bronze Punch Sets..... 397
 Bronze Round 397
 Bronze Tapered..... 397
 Center..... 394
 Clutch Pin 790
 Drift Pin 397, 569
 Gasket Punch Set..... 394
 Heavy Duty 398
 Lug Nut..... 668
 Metric Pin 395
 Midget..... 397
 Oval Bearing Race..... 394
 Pin, Clutch 790
 Pin, Drift 397, 569
 Pin, Long 397
 Pin, Metric 395
 Roll Pin Guides..... 396, 397, 569
 Round..... 397
 Selection Guide 395, 397
 Soft Grip 394
 Spring 398
 Staked Axle Nut 672
 Starter 394
 Tapered Punch Sets..... 397
 Transfer 396
Punches/Chisels/Hammers 394–402
Push-Pull
 Jacks..... 791
 Pullers 436
 Spring Tools..... 354
Push Rod Tools 445, 453
Putty Knives..... 414
- ## Q
- Quick Change**
 Bits..... 364, 553
 Chucks, Air Hammers..... 536
 Coupler, Screwdriver Bit 364
 Couplers, Air 575
 Couplers, Diesel..... 616
 Extension Sets 205
 Tips, Blow Gun..... 572
Quick Connect/Disconnect Tools
 A/C Service 623, 713
 Cooling System 720
 Fuel 452, 620, 621, 622, 623
 Jiffy-Tite®, Low Profile 621, 623
 Radiator 720
 Transmission 623, 686
Quick Couplers 364, 575, 616
Quick Cutter, Handsaws 403
Quick Reference Charts
 Air Tools..... 520–522
 Cordless Power Tools 494–495
 Diagnostic Equipment..... 840–841
 Tool Storage, Classic Series..... 32–33
 Tool Storage, EPIQ™ Series 8–13
 Tool Storage, Masters Series 23–24
 Tool Storage,
 Roll Cabinets 8–13, 23–24, 32–33
Quick Release
 Ratchets 105, 133, 146, 192, 202, 233
- ## R
- Race/Seal Drivers, Bearing**..... 758–760
Racing and Logo Decals 97
Racks
 Leads/Probes/Adaptors..... 593
 Prybars 81
 Screwdrivers..... 79
Radiator Cap, Wrenches 720
Radiator Tools..... 624, 714–722
Radio
 Removal Tools..... 802
 Trim Nut Sockets 802
Railroad Tools
 Sockets 474–475, 671
 Wrenches 475
Rails and Clips, Socket..... 85, 87, 88, 89
Ratchet and Bit Sets, Magnetic..... 357
Ratcheting
 Adaptors..... 106, 109–110, 151, 203, 237
 Box Wrenches 256–266, 311–312,
 325–326, 329–330, 393, 701
 Box Wrenches, Battery Terminal 701
 Box Wrenches,
 Combination..... 256–261, 262–266
 Box Wrenches, Crowfoot 292

Box Wrenches, High Performance.....	262	Lights, Project.....	724	Rolling Head Prybars.....	376
Box Wrenches, Nonconductive	393	Lights, Utility	514	Rotor/Drum Gauges.....	784
Box Wrenches,		Reciprocating Saws		Round	
Spline	257, 259, 266, 283	Air	522, 542	Files.....	410
Box Wrenches, T-Handle.....	267	Cordless, 18V	500	Head Ratchets.....	105, 147
Box Wrenches, Torque Interchangeable		Refrigerant		Punches	397
Heads.....	311, 312, 325, 326, 329-330	Leak Detectors	705	RPM Adaptors.....	583, 865
Crimpers.....	387	Recovery Recycling Centers	703	Rubber	
Cutters.....	416	Scales.....	706	Hammers.....	676
Drivers.....	107, 109, 110	Wrenches	713	Mats, Tool Storage	73, 74
Flare Nut, Torque		Refrigeration Wrenches.....	713	Rulers.....	774
Interchangeable Heads.....	329, 330	Regulators, Air Processing	804, 814		
Screwdrivers.....	354-358	Relay Test Kits.....	595, 596		
Screwdrivers, Bit Sets	361-362	Remote Control			
T-Handle Drivers.....	107	Mirror Tools	802		
Tube Cutter	416	Starter Switches	700		
Wrenches, Tap	426	Remove-All Tool	550		
Wrenches, Torque	311	Removers			
Ratchets		A/C Clutch	710, 711		
1/4" Drive	104-106, 129, 133	Camshaft Bearing	752		
3/8" Drive.....	144-148, 151, 192,	Fuel Pump.....	620		
	510-511, 530-532	Fuel Tube	449		
1/2" Drive	201-203	Hose.....	719, 721		
Adaptors.....	106, 109-110, 147,	Oil Pump.....	744		
	151, 203, 237	Radiator Coolant Reservoir.....	720		
Air	520, 530-532	Stud	430-434, 674		
Compact Head	146, 148	Tie Rod	678, 681		
Cordless	510, 511	Valve Guide	752		
Dual 80® Technology.....	104, 105, 106,	Valve Keeper.....	753		
	115, 144-147, 185, 201-202	Repair			
Fingertip	108, 109, 134, 148	Body.....	791		
Flex Head, 1/4" Drive.....	104, 105, 106, 129	Extractors, Porcelain	418		
Flex Head, 3/8" Drive	145	Ratchets	202		
Flex Head, 1/2" Drive.....	201	Retainers			
Flex Head, Pass Thru	199	Chuck	536		
Flex Head,		Slugging Wrench	294		
Quick Release.....	105, 133, 146, 202	Retaining Ring Pliers.....	384-385		
FOD	106, 147, 202	Rethreading Tools.....	418, 423-424, 425		
Handles, Handles ...	107, 108, 233, 236, 245	Reversible			
Heads, Ratchet, 3/4" Drive.....	236	Cut-Off Tools, Air.....	541		
Heads, Ratchet, 1" Drive.....	245	Disc Sanders.....	546		
Heads, Torque Wrench	311	Drills.....	533, 534, 535		
Hi-Lok®	106, 148, 473	Screwdriver Blades	352, 353		
Low Profile.....	106, 115, 147	Wrenches	256-257, 263-266,		
Nonconductive.....	392		268, 799		
Palm	148	Ridge Reamers, Cylinder	754		
Quick Release	105, 133, 146, 192,	Rim Tools, Wheel	675		
	202, 233	Rivet Guns, Cordless	503		
Quick Release,		Riveting and Nut Setting	503, 795-796		
Flex Head.....	105, 133, 146, 202	Road Chests	54		
Repair Kits	202	Roll Cabinets			
Round Head	105, 147	Classic Series.....	32-36		
Scaffold	202	Covers	75-77		
Sets.....	129, 192	Customization	83		
Spinners.....	106, 148, 192, 203	EPIQ™ Series.....	14-17		
Spud	202	Handle Bars.....	56, 83		
Swivel.....	105, 119, 146, 147	Heritage Series	41-44		
Reamers		Masters Series	23-26		
Ridge.....	754	Quick Reference			
Tapered	563	Charts	8-13, 23-24, 32-33		
Rear Axle Pullers.....	489	Side Panels.....	78		
Rechargeable		Top Mats.....	72, 73, 74		
Flashlights.....	723, 724	Roll Carts.....	48, 50-53, 57-61		
Lights, Flood	727	Roll Carts, Blue-Point®	57-61		
		Roll Pin Punches	396, 397, 569		

S

S-Shaped Box Wrenches	284
Safety.....	826-836
Back Supports	836
Ear Protection	826
Face Protection	826
Gloves	829-833
Goggles/Glasses,	
Safety.....	637, 708, 827-828
Hearing Protection	826
Hoods.....	637, 809
Knee Pads.....	836
Welding Apparel	637
Welding Helmets.....	645-647, 826
Welding Sleeves	637
Wiring.....	470
Sandblasters and Accessories.....	807-809
Sanders	
Accessories	563-564
Air	522, 543-547
Belt.....	503, 547
Cordless	500, 503
Disc, Reversible	546
Dual Action	546
Geared.....	522, 543, 544, 545, 546
In Line	546
Micro	376, 548
Orbital	522, 543, 544, 545, 546
Saws	
Air	542
Blades	403, 571
Cordless	500, 509
Folding, Pruning.....	403
Hack.....	403
Hand	403
Hole.....	562-563
Micro	542
Miniature.....	403
Pruning.....	403
Quick Cutter.....	403
Reciprocating, Air.....	522, 542
Reciprocating, Cordless.....	500, 509
Scaffold Ratchets.....	202
Scalers, Needle.....	549
Scales, Refrigerant.....	706
Scissors.....	404, 795
Scope and Meter Accessories.....	864-867
Scope/Meter Diagnostic	
Equipment.....	864-867
Scopes	
Electronic Stethoscopes.....	605
Video Borescopes.....	603

- Scrapers
 Carbon413, 415
 Ergonomic 415
 Glass/Acrylic412
 Knife Blade413
 Long415
 Multipurpose415
 Non-Marring375, 412, 413, 414
 Sets413, 415
 Striking413
 Window802
- Scrapers and Putty Knives 413-415
- Screw
 Extractors 428, 430, 431, 432
 Starters 358, 391
- Screwdriver Bit Sets360-364, 368
 Cordless Power364
 Power362-364, 368
 Ratcheting 361-362
- Screwdrivers342-369
 Aluminum 358
 Ball Hex, Bits361
 Bit Sockets 365
 Bits and Accessories ...355, 364-369, 519
 Carburetor628
 Cordless 508, 509
 Diamond Tip 346
 Diamond Tip, Bits366
 DZUS® Fastener 352
 Electronic Service 321, 347-348
 Flat Tip 342, 343, 344, 347, 348, 391
 Flat Tip, Bits368
 Hard Grip Combination Sets 343, 344
 Hex352, 508, 509
 Hex Shank, Bits 361, 365-366, 367
 Hex Tip/
 Soft Handle345, 346, 348, 349
 Holders, Bits355, 364, 367
 Insert, Bits353, 367
 Instinct®107
 Low Profile353
 Marine Plug354
 Mini Tip345, 347
 Miniature 345, 347-348, 353
 Mortorq®, Bits366
 Nonconductive391
 Offset 351, 358
 Phillips® 342, 345-346, 347, 367, 368
 Phillips®, ACR® Bits 365, 368
 Phillips®, Insert Bits 367
 Phillips®, Soft Grip345, 346, 347
 Pocket345, 347, 353
 Pop Up353
 Potentiometer Adjusting348
 Power, Bits362-364, 367-369
 Pozidriv®349, 354
 Pozidriv®, Bits 365, 367, 369
 Pozidriv®, Hex Shank Bits 367
 Quick Change, Bits364, 553
 Racks79
 Ratcheting 354-358
 Reversible Blade 352
 Sets342, 343, 351, 353, 355, 357-358
 Shank, Hex Bits361, 365-366, 367, 553, 561
- Soft Grip Combination Sets 342
 Soft Handle/Flat Tip 342, 344
 Spark Test 345
 Special Purpose/Application 351-354
 Square Tip 353
 Square Tip, Bits 369
 Stubby 355
 T-Handle, T-Shape 356
 Tamper Resistant, Bits 365
 Torque 321-322
 TORX®, TORX Plus® 349-351, 357, 369
 TORX®, TORX Plus®, Bits 353, 357, 361, 365, 367, 368, 369
 Wobble, Bits 365
- Scribe Picks 371-372
- Seal
 Drivers 758, 759, 760
 Pullers 676, 751
 Removal Tools, Pliers Style 418
 Removal Tools, Screwdriver Style 371
 Removal Tools, Sets 371, 676
 Removal Tools, Transmission 371
- Seat Creepers 764-765
- Sensors
 Oxygen, Tools 617, 625-627
 Socket, PTU 625
 Sockets, Diesel454, 455, 456, 459
 Sockets, Fuel 454
 Sockets, ICP 455
 Sockets, Temperature 626
 Versatorq® 334
 Voltage 597
 Wrench, Fuel Pressure 451, 624
 Wrench, Oxygen 625-627
- Separators, Ball Joint 678
- Serpentine Belt Tools 455, 747, 748
- Service Banners 704, 864
- Service Light Resetting Tools 609
- Service Tools
 Body 791-802
 Brake779, 781, 783-790
 Cylinder 419, 754
 Engine 742-751
 Gas and Oil 473-474
 Motorcycle467-469
 Piston755
 Valve752-754
- Set Building476-490
 Apprentice Sets 476
 Core Sets 490
 Metric(A-D) 484-490
 US(1-6)476-483
- Sets
 Awls, Hooks and Picks 370-372
 Extractors 427-429, 431-433
 Flaring Tools 416, 417
 Fuel Line Stoppers 621
 Pick 371-372
 Pressure Gauges 612, 617
 Scrapers413
 Screwdriver Bits360-364, 368
 Steel Stamping 396
- Sets, General Service
 1/8" Drive129
 1/4" Drive130-133, 142-143
 3/8" Drive 184-192, 199-200
 1/2" Drive 231-232, 235
 3/4" Drive244
- Shackle Pin Sockets 227, 673
- Shanks
 1/4" Drive, Screwdriver365-366
 1/2" Drive228
 Interchangeable/
 Flexible Ratcheting353, 356
 Power Hex228
- Shears
 Air 542
 Metal Cutting 795
 Powered 542
 Shop 795
 Vinyl 795
- Shock Absorber Tools680
- Shop Cleaning817-825
 Parts Cleaning 817-821
 Pressure Washers822-823
- Shop Equipment 723-816
 Abrasive Blast Systems and
 Accessories 806-809
 Air Compressors815-816
 Air Processing Equipment804, 814-816
 Auto Care/Detailing 810
 Body Service Tools 791-802
 Brake Service Tools779, 781, 783-790
 Bushing/Seal Tools756-760
 Clamps and Vises813-814
 Covers761
 Creepers 762-765
 Cutters 794-795
 Engine Service Tools 742-751
 Fans 825
 Feeler Gauges 770-773
 Files795
 Fluid Maintenance 733
 Levels 770
 Lighting 514, 723-732
 Lubrication 733-741
 Measuring 766-774
 Mirror/Pick-up Tools775-778
 Oil-Fired Hot Water823
 Piston Service Tools755
 Shop Supplies 811-812
 Spray Guns and Accessories803-805
 Vacuums516, 823-824
 Valve Service Tools752-754
 Workbenches 814
- Shop Gear/Supplies826-836
 Back Supports836
 Buffing Kits 810
 Ear and Face Protection826
 Eye Protection827-828
 Gloves829-833
 Hand Cleaners834-836
 Knee Pads836
 Lubricants 833
 Protective Equipment836
 Towels 835
 Wire Brushes 812
 Wire Wheels 811
- ShopKey® Pro Information Systems 872

Short Chassis Service Jacks.....	690	Metric Hex, 3/8" Drive.....	122, 141, 170–171, 174, 196, 215, 235	3/8" Drive, Valve Cover Bolt.....	745
Short Circuit Locators.....	596	Metric Hex, 1/2" Drive.....	141, 215, 216, 235	1/2" Drive.....	206–213, 214–215, 216–218, 220–230, 231–232, 234–235, 786
Shot Dolly.....	794	Metric Hex, 3/4" Drive.....	243	3/4" Drive.....	236–243, 684, 787
Side Bearing Pullers.....	441, 442	MORTORQ®, 1/4" Drive.....	125	1" Drive.....	246, 250
Signs, Lighted.....	82	Nut Drivers.....	359	1-1/2" Drive.....	251–253
Silencers, Brake.....	779	Phillips®, 1/4" Drive.....	125	Aerospace.....	211
Slack Adjusters, Brake.....	466	Phillips®, 3/8" Drive.....	173, 174, 175, 197	Aviation.....	471
Sledge Hammer Wrenches.....	296	Phillips®, 1/2" Drive.....	218	Axle Nut.....	227, 670–671, 672, 684
Sledge Hammers.....	399, 402	Polydrive Head Bolt, 1/2" Drive.....	217	Ball Joint.....	165, 679
Sleeve Pullers.....	445	Pozidriv®, 1/4" Drive.....	139	Bit, 1/4" Drive.....	122, 123, 137–141
Slide Hammer Pullers.....	683	Pozidriv®, 3/8" Drive.....	173, 175, 197	Bit, 3/8" Drive.....	170–173, 197–198
2 Jaw.....	435, 437, 438, 439	Sets.....	141, 174, 175, 197–198, 235	Bit, 1/2" Drive.....	214–218, 230, 234–235
3 Jaw.....	435, 437, 438, 439, 440	Special Purpose/Application.....	169	Bit, 1" Drive.....	246
Bar-Type.....	435, 437, 438, 439, 440	Stubby, 1/4" Drive...107, 122, 123, 124, 171	Stubby, 3/8" Drive.....	Bit, Socket Sets, Blue-Point®.....	142–143, 234–235, 367
Bearing, Blind Hole.....	436	Stubby, 1/2" Drive.....	217	Budd Wheel.....	673–674
Body, Dent.....	651, 791	TORX®, TORX Plus®, 1/4" Drive.....	117, 120–122, 137–138, 141, 169, 365, 454	Composite, Nonconductive.....	392
Dowel Pin.....	435	TORX®, TORX Plus®, 3/8" Drive.....	141, 167–169, 174, 195, 196, 450, 456	Countersink.....	161, 686
Injector.....	450	TORX®, TORX Plus®, 3/8" Drive, Extra-Long Bit.....	169, 450	Cylinder Head.....	745
Pipe Nipple.....	435	TORX®, TORX Plus®, 1/2" Drive.....	141, 235, 669	Deep Impact.....	126, 177, 178, 180, 222, 223, 224, 242, 249–250, 253, 450, 684
Selection Guide.....	436	TORX®, TORX Plus®, Tamper Resistant, 1/4" Drive.....	122, 137–138, 141, 365	Die.....	426
Sets.....	437, 438, 439	TORX®, TORX Plus®, Tamper Resistant, 3/8" Drive.....	122, 141, 167, 168, 196	Diesel.....	448, 450, 454, 455, 456, 457, 458, 459, 462, 463, 464, 465, 466
Sliding T-Handles		TORX®, TORX Plus®, Tamper Resistant, 1/2" Drive.....	141	Disc Brake.....	786, 787
1/4" Drive.....	108	TORX®, TORX Plus® 1/4" Drive.....	117, 120–122, 141, 169, 454	Double Square, 1/4" Drive.....	119
3/8" Drive.....	149	Triple Square, 1/4" Drive.....	139	Double Square, 3/8" Drive.....	163
1/2" Drive.....	204	Triple Square, 3/8" Drive.....	122, 123, 172, 197	Double Square, 1/2" Drive.....	213, 229
3/4" Drive.....	236	Triple Square, 1/2" Drive.....	216–217	Double Square, 1" Drive.....	250
1" Drive.....	245	Universal, TORX®, TORX Plus®, 1/4" Drive.....	117	Drag Link, 3/8" Drive.....	163
1-1/2" Drive.....	250	Sockets		Drag Link, 1/2" Drive.....	213
Sliding Trays.....	80	1/4" Drive.....	109, 110–118, 119–129, 135–143, 234–235, 659, 713	Drag Link, 3/4" Drive.....	238
Slimline		3/8" Drive, Blue-Point®.....	194–200	Drain Plug, Transmission.....	469, 687
Hammers.....	398	3/8" Drive, Disc Brake.....	787	Drain Plugs, Engine, Oil.....	450, 461, 469, 687, 744
Wrenches.....	285	3/8" Drive, Flank Drive®.....	152–160, 176–180, 184, 187, 420, 421, 422	Drain Plugs, Radiator.....	720
Slings, Engine.....	693	3/8" Drive, Flip.....	459, 734	Drive Fuel Line.....	454
Slip-Joint Pliers.....	381, 390	3/8" Drive, Low Profile.....	158–159, 179, 184, 687	Drum Plug.....	227, 739
Slitter		3/8" Drive, Magnetic Surface Drive.....	183	Emergency Brake.....	679, 788
Cable.....	387	3/8" Drive, Oil Filter.....	734	Engine.....	450
Slugging Wrench Retainers.....	294	3/8" Drive, Spark Plug.....	165, 421, 422	Engine Barring.....	748
Small Hole Gauge Sets.....	767	3/8" Drive, Special Purpose/ Application.....	163–164, 169, 180–181, 454	Flank Drive®, Flank Drive® Plus, 1/4" Drive.....	110–118, 126–127, 128
Smartphone Accessories.....	93, 94	3/8" Drive, Spline.....	162	Flank Drive®, Flank Drive® Plus, 3/8" Drive.....	152–160, 176–180, 184, 187, 420, 421, 422
Smoke Machines.....	598–601	3/8" Drive, Surface Drive.....	183	Flank Drive®, Flank Drive® Plus, 1/2" Drive.....	206–212, 220–226, 684, 788
Snap Ring		3/8" Drive, TORX®, TORX Plus®.....	160–161, 167–169, 180–181, 195, 196	Flank Drive®, Flank Drive® Plus, 3/4" Drive.....	237–238, 240–243, 462, 463, 464
Pliers.....	384, 679, 688	3/8" Drive, Universal.....	151, 159–160, 161, 165, 180, 188–190, 192	Flank Drive®, Flank Drive® Plus, 1" Drive.....	247–250
Retention Devices.....	219, 669			Flank Drive®, Flank Drive® Plus, 1-1/2" Drive.....	152–160, 251–253
Snipe Nose Pliers.....	379			Flank Drive®, Flank Drive® Plus, 2-1/2" Drive.....	254–255
Snips				Flare Nut.....	163, 450, 621
Aviation.....	794			Flip, 1/4" Drive.....	119, 659
Tin.....	794			Flip, 3/8" Drive.....	459, 734
Socket Drivers				Flip, 1/2" Drive.....	665, 666, 667, 668
Ball Hex, 1/4" Drive.....	123, 124, 172				
Ball Hex, 3/8" Drive.....	128, 172, 685				
Ball Hex, 1/2" Drive.....	215				
Clutch, 1/4" Drive.....	125				
Clutch, 3/8" Drive.....	173				
Deep Wall Impact.....	224, 672				
Double Hex, 3/8" Drive.....	171, 426				
Double Hex, 1/2" Drive.....	215, 462, 463				
Flat Tip, 1/4" Drive.....	125				
Flat Tip, 3/8" Drive.....	173, 174, 175, 197				
Flat Tip, 1/2" Drive.....	218				
Hex, 1/4" Drive.....	124, 141, 171, 235				
Hex, 3/8" Drive.....	124, 141, 170–172, 174, 196, 197, 215, 235				
Hex, 1/2" Drive.....	141, 215, 216, 217, 235				
Holders.....	87				
Metric Hex, 1/4" Drive...122–123, 141, 170, 196, 235					

- Flip, Diesel..... 459
 Flip, Oil Filter..... 459, 734
 Flip, TPMS..... 659
 Fuel Injector..... 456, 457, 458, 621
 Fuel Pressure Sensor..... 620
 Generator Engine..... 474
 Hand..... 461, 463, 467
 Head Bolt..... 461, 462, 463, 745
 High Performance..... 117
 Hold-Down Fasteners..... 456
 Holders..... 85–88, 89, 94, 364, 429
 Hose Clamp..... 471
 Hub Lock Nut..... 671, 684
 ICP Sensor..... 455
 Impact, 1/4" Drive..... 126–127, 136
 Impact, 3/8" Drive..... 174, 175, 176–180
 Impact, 1/2" Drive..... 220–228, 251–253, 462–465, 679, 745, 788
 Impact, 1/2" Drive,
 Crankshaft Bolt..... 228, 461
 Impact, 3/4" Drive..... 240–243, 462, 463, 464, 465, 684
 Impact, 1" Drive..... 247–250, 474, 475
 Impact, 1-1/2" Drive..... 251–253
 Impact, 2-1/2" Drive..... 254–255
 Impact, Twist..... 136, 181, 227
 Impact Socket Retainers..... 674
 Inserts, Non-Marring..... 151
 Lock..... 669
 Long..... 114
 Low Profile, 1/4" Drive..... 115–116
 Low Profile, 3/8" Drive..... 179, 184, 687
 Low Profile, 1/2" Drive..... 227
 Lug Nut..... 462, 665, 666, 667, 668, 673
 Lug Nut, Heavy Duty..... 673
 Magnetic, 1/4" Drive..... 128
 Magnetic, 3/8" Drive..... 183
 Magnetic, 1/2" Drive..... 229
 Magnetic, Surface Drive,
 3/8" Drive..... 183
 Metric..... 162, 220–222, 224–226, 228, 450, 684
 Metric, Flank Drive®,
 Flank Drive® Plus..... 112–118
 Metric Engine Bearing Cap..... 454
 Mirror..... 802
 Motorcycle..... 163, 421, 454, 467, 469
 Nonconductive..... 392
 Oil Filter..... 459, 734
 Oil Pressure Sender Switch..... 744
 Oil Rail..... 746
 Pentagon..... 473
 Pinion Nut..... 220, 224, 684
 Pipe Plugs..... 119, 163–164, 213, 789
 Power, 1/4" Drive..... 128
 Power, 3/8" Drive..... 164, 182
 Power, 1/2" Drive..... 229
 Railroad..... 474–475, 671
 Rear Carrier..... 686
 Retaining Nut..... 665–670
 Sensor, Fuel..... 454
 Sensor, ICP..... 455
 Sensor, Metric Diesel..... 456
 Sensor, Oxygen..... 625–627
 Sensor, PTU..... 625
 Sensor, Temperature..... 626
 Sensor, Water..... 459
 Sets, 1/4" Drive..... 115, 130–133, 141
 Sets, 3/8" Drive..... 184–192
 Sets, Combination..... 109, 169, 170, 171, 172, 184, 189, 190, 197–198, 200
 Sets, General Service 1/8" Drive..... 129
 Sets, General Service
 1/4" Drive..... 130–133, 142–143
 Sets, General Service
 3/8" Drive..... 184–192, 199–200
 Sets, General Service
 1/2" Drive..... 231–232, 235
 Sets, General Service 3/4" Drive..... 244
 Sets, Hex Bit..... 141, 198, 215, 234–235
 Sets, Impact Drivers..... 174–175, 216, 218
 Sets, Nonconductive/Composite..... 392
 Sets, Spline..... 214
 Sets, TORX®, TORX Plus® Bit..... 141, 197
 Sets, Triple Square Bit..... 172, 197, 216
 Shackle Pin..... 227, 673
 Shallow Impact..... 176, 179, 463, 684
 Shock Absorber..... 680
 Spanner..... 454, 671, 680, 801
 Spark Plug..... 165, 196, 419–422, 467
 Special Purpose/Application,
 1/4" Drive..... 119–120, 127
 Special Purpose/Application,
 3/8" Drive..... 163–164, 169, 180–181, 454
 Special Purpose/Application,
 1/2" Drive..... 213, 227–228, 454
 Special Purpose/Application,
 3/4" Drive..... 238
 Special Purpose/Application,
 1" Drive..... 250
 Special Purpose/Application,
 Diesel..... 454, 465
 Special Purpose/Application,
 Railroad..... 474–475
 Spindle..... 671–672
 Spline, 1/4" Drive..... 118
 Spline, 3/8" Drive..... 162
 Spline, 1/2" Drive..... 213
 Spline, 3/4" Drive..... 238
 Spline, 1" Drive..... 246
 Strut..... 682
 Stubby Flex Hex Bit Socket ... 123, 170, 171
 Surface Drive, 3/8" Drive..... 183
 Surface Drive, 1/2" Drive..... 230
 Swivel, 1/4" Drive..... 118, 127
 Swivel, 3/8" Drive..... 164, 179–180
 Swivel, 1/2" Drive..... 225–226, 463, 786
 Tap, 1/2" Drive Tools..... 426
 Thermal Vacuum Switch..... 748
 Thin Wall..... 223, 224, 243, 250, 665
 Tie Rod..... 682
 Tire Carrier Assembly..... 674
 TORX®, TORX Plus®, 1/4" Drive..... 117, 120–122, 137–138, 454, 713
 TORX®, TORX Plus®,
 3/8" Drive..... 160–161, 167–169, 180–181, 195, 196
 TORX®, TORX Plus®,
 1/2" Drive..... 212, 227, 234
 TORX®, TORX Plus®,
 3/4" Drive..... 239, 243
 TPMS Flip..... 659
 Transmission..... 686, 687
 Transmission Output Shift..... 686
 Turbo Vane..... 447, 457
 Twist, 1/4" Drive..... 136
 Twist, 3/8" Drive..... 181
 Twist, 1/2" Drive..... 227
 Twist, External Drive Hex Head..... 429
 Universal, 1/4" Drive..... 109, 116–117
 Universal, 3/8" Drive..... 151, 159–160, 161, 165, 180, 188–190, 192
 Universal, 1/2" Drive..... 212
 Valve Cover Bolt..... 81, 745
 Water Pump..... 746
 Wheel..... 669
 Wing Nut..... 180
 Wrench, Aviation..... 471
 Sockets, Oxygen Sensor..... 625–627
 Soda Blasting Media
 Abrasives..... 808
 Soft Face Hammers..... 400–401
 Soft Grip
 Awls, Hooks and Picks..... 370–371
 Nut Drivers..... 359
 Punches/Chisels..... 394
 Ratchets..... 104
 Replacement Handles..... 412
 Screwdrivers..... 347, 355, 356
 Terminal Tools..... 611
 Wrench Racks..... 90
 Wrenches..... 298–299, 307
 Soft Handle
 Hex Tip Screwdrivers..... 345, 346, 348, 349
 Soft Steel Hammers..... 402
 Softjaw Wrenches..... 287
 Software
 Diagnostic Equipment Upgrades..... 871
 Heavy Duty Truck
 Diagnostic..... 876, 877, 878
 TPMS..... 659
 Soldering..... 640–644
 Accessories..... 640, 643–644
 Guns..... 641
 Tools..... 641, 644
 SOLUS™ Edge Scan Tool..... 846
 SOLUS™ Edge Scan Tool, Accessories..... 857
 SOLUS Legend® Scan Tool..... 846
 SOLUS Legend® Scan Tool,
 Accessories..... 853
 SOLUS™ Series Diagnostic
 Software..... 846, 871
 SOLUS Ultra® Scan Tool,
 Accessories..... 857, 867
 Sound Systems, Speakers..... 515
 Spanner
 Sockets..... 454, 671, 680, 801
 Wrenches..... 308, 711
 Spark Plug
 Boot Pliers..... 418
 Boot Remover..... 419
 Extractors..... 418
 File..... 419

- Firing Indicator..... 419
- Flank Drive® Sockets165, 420–422
- Flexible Extensions420
- Gap Gauges772
- Hole Rethreaders418
- Hole Tap426
- Repair Kits418
- Sockets 165, 196, 419–422, 467
- Sockets, Magnetic420
- Sockets, Motorcycle.....467
- Sockets, Universal420
- Testers/Test Equipment 419
- Spark Test Screwdrivers** 345
- Speakers**515
- Special Purpose/Application/Specialty**
- Aviation/Aircraft166, 470–473
- Bit Sockets173, 217
- Circuit Testers594
- Creepers.....762, 765
- Cutters.....406, 407, 408
- Drill Bits.....560–562
- Engine Tools751
- Exhaust Tools.....415–416
- Feeler Gauges772
- Fuel Injection620
- Knives404, 406, 407, 408
- Lights729
- Meters.....607
- Motorcycle Tools.....467
- Pliers380
- Pullers446
- Ratchets106, 148
- Rethreading Tools425
- Screwdrivers.....351–354
- Socket Drivers.....169
- Sockets, 1/4" Drive119–120, 127
- Sockets, 3/8" Drive.....163–164, 169, 180–181, 454
- Sockets,
- 1/2" Drive213, 227–228, 454
- Sockets, 3/4" Drive238
- Sockets, 1" Drive250
- Sockets, Axle Nut672
- Sockets, Ball Joint679
- Sockets, Diesel.....454, 465
- Sockets, Diesel Injector.....454
- Sockets, Fuel Pressure Sensor.....620
- Sockets, Heavy Duty Truck.....461–465
- Sockets, Railroad474–475
- Sockets, Spark Plug421
- Wrenches, Box.....283–284
- Wrenches, Chain.....308
- Wrenches, L-Shape TORX®, TORX Plus®299
- Wrenches, Spanner.....308, 711
- Wrenches, Strap308
- Wrenches, Valve Persuader307, 473
- Speeders**
- 1/4" Drive108
- 3/8" Drive.....149
- 1/2" Drive203
- Aviation472
- Flex Head.....145, 146
- Locking.....203
- Spicer®**
- Clutch Adjusting Tools.....788
- Impact Sockets745
- Spindle**
- Rethreaders.....425
- Sockets671–672
- Spinner Ratchets**106, 148, 192, 203
- Spline**
- #5 Drive251
- Box Wrenches257, 259, 266, 283
- Combination Spline
- Socket Set118, 162
- Combination Wrenches257, 259, 279
- Oxygen Sensor, Wrenches.....627
- Ratcheting Box
- Wrenches257, 259, 266, 283
- Sockets, 1/4" Drive118
- Sockets, 3/8" Drive.....162
- Sockets, 1/2" Drive.....213
- Sockets, 3/4" Drive.....238
- Sockets, 1" Drive246
- Torque Adaptors118, 166, 214
- Torque Adaptors,
- Aviation/Aircraft166, 214, 471, 473
- Wrenches257, 259, 266, 283, 627
- Spool Guns**.....631
- Spoons**.....794
- Spot Welding**634, 652
- Air Hammer Bits.....567–569
- Cutters.....652, 802
- Drill Bits.....534
- Drills.....534
- Spouts, Oil**.....737
- Spray Guns and Accessories**803–805
- Spring Compressors**
- MacPherson682
- Valve754
- Spring Punches**398
- Spring Tools**.....354, 754, 783, 788, 802
- Spud Ratchets**202
- Square Drive**
- Adaptors, 1/4" Drive.....109, 135, 195
- Adaptors, 3/8" Drive151, 195
- Adaptors, 1/2" Drive.....205
- Adaptors, 3/4" Drive237, 239
- Adaptors, 1" Drive246
- Adaptors, Spline Drive251
- Handled Drivers, 1/4" Drive107
- Torque Wrench Heads324
- Squares**.....774
- Stainless Steel Work Surfaces**72
- Stands**
- Bumper Cover Paint801
- Fuel Tank.....693
- Jack692
- Utility.....692
- Wrenches300
- Starter Bolt Wrenches**452
- Starter Punches**394
- Starters**
- Engine695, 699–700
- Remote Control700
- Screw358, 391
- Stationary Storage**.....66–71
- Steel**
- Drawer Dividers53
- Rules and Straight Edges.....774
- Rules and Straight Edges, Precision...774
- Stainless, Work Surfaces.....72
- Stamping, Sets396
- Work Surfaces.....72, 73
- Steering Wheel**
- Lock Plate Depressors444
- Pivot Pin Pullers444
- Pullers441, 444
- Step**
- Cone Kit655
- Drill Bits.....562
- Step Stools**98
- Stethoscopes**
- Electronic.....605
- Mechanic's605
- Stoppers, Fuel Line Sets**.....621
- Storage, Tool**
- Classic Series.....32–40
- EPIQ™ Series8–22
- Heritage Series41–47
- Masters Series23–31
- Accessories55, 62–65, 72–100
- Accessories,
- Classic Series77, 78, 79, 80, 81
- Accessories,
- EPIQ™ Series.....75, 78, 79, 80, 81
- Accessories,
- Heritage Series74, 77, 78, 79
- Accessories,
- Masters Series.....78, 79, 80, 81, 98
- All Weather, Tool Chests55
- Aviation "Dog Boxes"56
- Bags, Soft Sided55, 65, 576
- Boxes, Small56, 64
- Cabinets, Flammables.....805
- Carts.....57–61
- Case, Parts63
- Casters81
- Cleaning Supplies98
- Combination Units8–100
- Control Kits89
- Covers54, 75–77
- Customization83
- Diagnostic Equipment.....869, 870
- Drawer Organization53, 83–84, 89, 95
- Drawer Sections, EPIQ™ Series18–19
- Drawer Sections, Heritage Series.....46
- End Cabinets, Classic Series.....40
- End Cabinets, EPIQ™ Series22
- End Cabinets, Heritage Series47, 49
- End Cabinets, Masters Series28–31
- Hand Tool Organization78, 84–91
- Lights81, 82
- Lockers, Classic Series39
- Lockers, EPIQ™ Series21
- Lockers, Heritage Series.....47
- Lockers, Masters Series31, 96
- Locks97, 99
- Magnetic Tool Storage.....88–90, 91–95, 100
- Maintenance.....99
- Mats72, 73, 74, 96, 98

Metal Boxes.....	64	Swiss Needle Files	411	Temperature	
Mobile Solutions.....	48–53	Switch Tools, Multi-Function.....	609	Adaptors.....	583–584
Optional Add-ons, Classic Series...	32, 33	Swivel		Probes.....	583–584
Optional Add-ons, EPIQ™ Series.....	9, 10, 11, 12, 21, 22	Ball Extension Sockets	119, 164, 219	Sensor Sockets.....	626
Optional Add-ons, Heritage Series.....	41, 42, 47	Connectors, Air	574	Terminal	
Optional Add-ons, Masters Series.....	23, 24	Extensions, Impact 3/8" Drive.....	175	Brushes.....	701
Overhead Cabinets, EPIQ™ Series	20	Extensions, Impact 1/2" Drive.....	219, 225, 226	Cleaners.....	701
Paint, Touch-up.....	99	Head Ratchets.....	105, 146, 147	Crimpers.....	386, 387, 701
Parts Trays.....	62, 80, 83, 85, 87, 88, 89, 90, 91, 92	Socket Extensions.....	119, 164, 219	Tools.....	609–611
Plastic Boxes	62	Sockets, 1/4" Drive	118, 127	Tools, Battery.....	701
Road Chests.....	54	Sockets, 3/8" Drive.....	164, 179–180	Test Leads	
Roll Cabinets, Classic Series.....	32–36	Sockets, 1/2" Drive.....	225–226, 463, 786	Diagnostic	867
Roll Cabinets, EPIQ™ Series	14–17	Universal Joints.....	125, 180, 219, 233, 239, 247, 251	Multimeters	584–587
Roll Cabinets, Handle Bars	56, 83	Wrenches	735	Testers/Test Equipment	580–608, 612
Roll Cabinets, Heritage Series	41–44			Battery Systems.....	697–698
Roll Cabinets, Masters Series	23–26			Borescopes.....	603
Roll Cabinets, Side Panels.....	78			Carburetor Adjustment Tools	628
Roll Cabinets, Top Mats.....	72, 73, 74			Circuit.....	586, 588, 589–597
Roll Carts	48, 50–53, 57–61			Coil-on-Plug Probes	607, 864
Stationary.....	66–71			Compression Gauges	613–616
Tool Silhouettes.....	95			Continuity.....	596
Top Chests, Classic Series	37			Cooling.....	715–719
Top Chests, EPIQ™ Series	18–19			Cylinder Leakage Testers.....	617
Top Chests, Heritage Series.....	44–46			Diesel Fuel Pressure.....	619
Top Chests, Masters Series	27			Distributor Tools	629
Wall Cabinets.....	63			EVAP.....	598, 599
Workcenter Accessories	79, 80, 81, 82, 85			Force Testing.....	338
Workcenters, EPIQ™ Series	48			Fuel Injection	618–620
Workcenters, Masters Series	27			Fuel Systems.....	619, 620–624
Workstation Risers, Classic Series.....	38			Fuse	595
Stork Bent Pliers	381			Gas Analyzers	602
Straight Edges and Steel Rules.....	774			Gauges, Micrometer.....	767
Precision	774			Ignition.....	629
Strap Wrenches	308			Infrared Thermometers	606
Stretch Belt Tools.....	748			Injection Harness.....	622
Striking				Jump Leads.....	588
Prybars.....	373, 374			Leads.....	584–587, 588, 867
Scrapers.....	413			Leads, Diagnostic	867
Strippers				Leads, Multimeters	584–587
Wire.....	386, 388			Leak Detectors	598–601
Strut Sockets	682			Multimeters	580–581, 593
Struts	682			Multimeters, Accessories	582–584
Stubby Bit Sockets				Pressure Gauges.....	612, 617, 620
Hex.....	138, 139, 140, 170, 171			Relay	595, 596
TORX®, TORX Plus®.....	120, 137, 168			Spark Plugs	419
Triple Square	217			Stethoscopes.....	605
Stud				Tachometers.....	607
Gun Dent Pullers.....	651			Timing Lights	608
Removers.....	430–434, 674			Torque	332–333, 335–339
Stud Removers				TPMS.....	322, 658–660
Extractors	430–434, 674			Trailer Harness.....	597
Subaru® Service Tools				Videoscopes.....	603–604
Oil Filter Wrenches	736			Testing/Electronics.....	580–629
Sockets	161			Thermal Imagers.....	848–849
Suction Cups, Body.....	800			Thermal Vacuum Switch Sockets	748
Suction Guns, Oil.....	739			Thermometers	
Surface Drive Sockets				Cordless	513
3/8" Drive.....	183			Hydrometers.....	702
1/2" Drive	230			Infrared.....	513, 606
Suspension Strut, Tools	682			Pocket A/C.....	712
				Thin Wall Impact Sockets	
				1/2" Drive	223, 224
				3/4" Drive.....	243
				1" Drive	250

T

T-Handle, T-Shape

Brake Spring Tools.....	783
Nut Drivers.....	359
Screwdrivers.....	356
Sliding, 1/4" Drive.....	108
Sliding, 3/8" Drive	149
Sliding, 1/2" Drive.....	204
Sliding, 3/4" Drive	236
Sliding, 1" Drive	245
Sliding, 1-1/2" Drive	250
Speed Drivers, 1/4" Drive	135, 193
Speed Drivers, 3/8" Drive.....	193
Speed Drivers, 1/2" Drive	233
Wrenches, Hex.....	298, 300
Wrenches, Ratcheting Box.....	267
Wrenches, Torque	320
T-Shape/L-Shape Wrenches	298–300
Tables, Transmission	739
Tachometers.....	607
Taillight, Socket Brushes	597
Tailpipe Tools	415
Talon Grip™ Pliers	380, 381
Tamper Resistant	
Bit Sockets	122, 137–138, 140, 167, 168, 234
Screwdriver Bits.....	365
Screwdrivers.....	350
Wrenches	283, 299, 301, 304

Tap

Sockets	426
Wrenches	426
Tape Rules.....	775
Tapered Punches	397
Tapped Hole Bearing Pullers	443, 446
Taps and Dies	
Die Sockets.....	426
Left-Hand.....	428
Rethreading.....	423–424, 425, 453
Threading	423–426

TechAngle® Torque

Wrenches	309–310, 321
----------------	--------------

Techwrench® Torque Wrenches

312

Telescoping

Gauge Sets	767
Mirrors	778
Pick-up Tools.....	777

Thread		Workstation Risers, Classic Series	38
Chasers	424	Top Chests	
Files.....	424	Classic Series.....	37
Gauges.....	426	EPIQ™ Series.....	18–19
Pitch Gauges.....	424, 426	Heritage Series	44–46
Restoring.....	424–425	Masters Series	27
Setter Kits.....	795	Torches	
Thread Measuring.....	426	Butane Soldering	640, 642
Threading Tools	423–426	MIG	630–632, 634
Throttle Depressors/		Welding	631, 632, 633, 634, 635, 636, 639
Brake Resetting	788	TORQUOMETER®	
ThunderBit® Bits.....	554–555	Drivers.....	320–321
Tie Rod		Wrenches	316–321
Adjusting Tools	681	Torque.....	309–341
Separators.....	678, 681	Acquisition Meters.....	334
Sockets	682	Adaptors.....	118, 120, 165–166, 213–214, 448, 466, 471, 473
TIG Welders	635–636	Adjustable Bodies.....	323
Timing		Angle Gauges	321
Belt.....	742–743, 751	Calibrators.....	316–319, 335–339
Gauges.....	769	Click-Type Adjustable	313–315, 325–326, 669
Gauges, Diesel.....	448	Comparators.....	339–340
Lights	469, 608	Drivers.....	320–321
Tin Snips	794	Electronic Calibrators	316–319, 335–339
Tire.....	653–655	Electronic Testers.....	332–333, 335–339
Air Chucks	662–663	Filters/Regulators/Lubricator	341
Balancer, Plates.....	655	Heavy Duty Wrenches.....	466, 471, 496, 497, 498, 747
Bead Breakers	657	Joint Rate Simulator Adaptors.....	339
Buffers.....	549	Multipliers	332
Carrier Assembly Sockets.....	674	Newton Meter Wrenches	314, 315, 318
Changers.....	656–657	Screwdrivers.....	321–322
Changers, Accessories	657	Testers.....	332–333, 335–339
Chucks	662–663	TORQUOMETER®	316–321
Cotter Pin Pullers	675	Versatest™	335
Deflators.....	665	Versatorq®	334
Depth Gauges.....	663	Weights and Trays.....	339
General Service Tools.....	680	Wrench Heads, Square Drive	324
Hammers, Mallet	676	Wrenches	309–321
Inflators.....	661	Wrenches, Controltech™	311
Pressure Gauges.....	660, 661, 662	Wrenches,	
Pressure Gauges, Digital	661	Electronic	309–312, 332–339
Pressure Systems		Wrenches, Insert Heads	326
and Tools.....	658–660	Wrenches, Pneumatic	340
TPMS Tools	322, 658–662	Wrenches, TechAngle®	309–310, 321
Tread Depth Gauges.....	663	Wrenches, Techwrench®.....	312
Valve and Stem Tools	367, 664	TORX®, TORX Plus®	
Valve Core Tools	713	Bit Sockets, 1/4" Drive..	120–122, 137–138
Tool Control		Bit Sockets,	
Boards.....	439, 440	3/8" Drive	167–169, 195–196
Kits.....	89	Bit Sockets, 1/2" Drive.....	214, 230
Silhouettes, Magnetic.....	95	Bit Sockets, 3/4" Drive	239
Tool Storage		Bits, Screwdriver.....	353, 357, 361, 365, 367, 368, 369
Classic Series.....	32–40	Impact Sockets, 3/8" Drive.....	180–181
EPIQ™ Series.....	8–22	Impact Sockets, 1/2" Drive	227
Heritage Series	41–47	Impact Sockets, 3/4" Drive.....	243, 463
Masters Series	23–31	Mini-Tip Screwdrivers.....	349
Accessories	55, 62–65, 72–100	Screwdrivers.....	349–351, 357, 369
Accessories,		Sockets, 1/4" Drive	117, 120–122, 137–138, 454, 713
Classic Series	77, 78, 79, 80, 81		
Accessories,			
EPIQ™ Series.....	75, 78, 79, 80, 81		
Accessories,			
Heritage Series	74, 77, 78, 79		
Accessories,			
Masters Series.....	78, 79, 80, 81, 98		
All Weather Tool Chests.....	55		
Aviation “Dog Boxes”	56		
Bags, Soft Sided	55, 65, 576		
Boxes, Small.....	56, 64		
Cabinets, Wall.....	63		
Carts.....	48, 50–53, 57–61		
Casters	81		
Cleaning Supplies.....	98		
Combination Units	8–100		
Control Kits	89		
Covers	54, 75–77		
Customization	83–97		
Diagnostic Equipment.....	869, 870		
Drawer Organization	53, 83–84, 89, 95		
Drawer Sections, EPIQ™ Series	18–19		
Drawer Sections, Heritage Series.....	46		
End Cabinets, Classic Series.....	40		
End Cabinets, EPIQ™ Series	22		
End Cabinets, Heritage Series	47, 49		
End Cabinets, Masters Series	28–31		
Hand Tool Organization.....	78, 84–91		
Lights	81, 82, 731		
Lockers, Classic Series	39		
Lockers, EPIQ™ Series	21		
Lockers, Heritage Series.....	47		
Lockers, Masters Series	31, 96		
Locks.....	97, 99		
Magnetic Tool Storage.....	88–90, 91–95, 100		
Maintenance.....	99		
Mats.....	72, 73, 74, 96, 98		
Metal Boxes.....	64		
Mobile Solutions.....	48–53		
Optional Add-ons, Classic Series... ..	32, 33		
Optional Add-ons,			
EPIQ™ Series.....	9, 10, 11, 12, 21, 22		
Optional Add-ons,			
Heritage Series	41, 42, 47		
Optional Add-ons,			
Masters Series.....	23, 24		
Overhead Cabinets, EPIQ™ Series.....	20		
Paint, Touch-up.....	99		
Parts Cases.....	63		
Parts Trays	62, 80, 83, 85, 87, 88, 89, 90, 91, 92		
Plastic Boxes	62		
Road Chests.....	54		
Roll Cabinets, Classic Series.....	32–36		
Roll Cabinets, EPIQ™ Series	14–17		
Roll Cabinets, Handle Bars	56, 83		
Roll Cabinets, Heritage Series	41–44		
Roll Cabinets, Masters Series	23–26		
Roll Cabinets, Side Panels	78		
Roll Cabinets, Top Mats.....	72, 73, 74		
Roll Carts	48, 50–53, 57–61		
Stationary.....	66–71		
Tool Silhouettes	95		
Top Chests, Classic Series	37		
Top Chests, EPIQ™ Series	18–19		
Top Chests, Heritage Series.....	44–46		
Top Chests, Masters Series	27		
Work Surfaces.....	72–74		
Workcenter Accessories	79, 80, 81, 82, 85		
Workcenters, EPIQ™ Series.....	48		
Workcenters, Masters Series	27		

Sockets, 3/8" Drive.....	160–161, 167–169, 180–181, 195, 196
Sockets, 1/2" Drive.....	212, 227, 234
Sockets, 3/4" Drive.....	239, 243
Tamper Proof/Resistant, L-Shape Wrench.....	122, 299, 304
Tamper Resistant Bit Sockets	122, 137–138, 167, 168, 196, 234
Tamper Resistant Bits.....	365
Tamper Resistant Screwdrivers.....	350
Universal, 1/4" Drive	117
Universal, 3/8" Drive.....	161
Wrenches, Box.....	283
Wrenches, Folding Sets.....	301
Wrenches, T-Shape	299, 300
Tote	
Bags.....	55, 65, 576, 870
Trays.....	63
Touch-up Paint	99
Towels, Shop.....	835
Towing Maintenance Kits	597
Toyota®/Lexus®/Mazda® Service Tools	
Axle Nut Sockets.....	672
Brake Tools.....	783, 785, 786
Differential Service Tools.....	684
Engine Service Tools	742, 745, 746, 747, 749
Front Wheel Drive Tools	684
Hand Sockets.....	461
Impact Sockets	220
Oil Filter Wrenches	736
Oxygen Sensor Tools.....	627
Radiator Tools.....	720, 721
Scan Tools and Accessories.....	850–852, 854, 856–864, 867–868
Socket Drivers.....	168, 173, 215
Sockets	161, 164, 220
Tire Carrier Assembly Sockets	674
Valve Service Tools.....	754
Wheel Lug/Retaining Nut Sockets	666
TPMS Tools	322, 658–660
Trailer Harness Testers and	
Adaptors	597
Transducers	
Diagnostic	333, 338, 865
Torque	333, 338
Transfer Punches.....	396
Transmission	
Angle Locators	770
Bushing/Oil Seal Pullers and Drivers.....	687
Drain Plug Sockets.....	469, 687
Fillers.....	737
Gauges.....	612, 617, 687
Jacks.....	691, 693
Oil Cooler Line Disconnect Tools.....	623, 686
Pump Pullers.....	688
Seal Removal Tools	371, 468
Sealing Caps.....	686
Service Tools.....	686–688
Snap Ring Pliers.....	688
Sockets	469, 686, 687
Tables.....	739
Wrenches	686
Trays	
Parts.....	62, 80, 83, 92
Service, Underhood	62
Tool Storage, Magnetic.....	92
Tool Storage, Sliding.....	80
Tool Storage, Socket Drivers.....	87
Tool Storage, Sockets.....	84–85, 88, 89
Torque	339
Tote	63
Weight Hangers	339
Tread Depth Gauges	663
Trim Tools.....	798
Triple Square	
1/4" Socket Driver	139
3/8" Socket Driver	122, 123, 172, 197
1/2" Socket Driver	216–217
Bit Socket Sets.....	172, 197, 216
Bit Sockets	139, 172, 197, 216–217
Stubby Bit Sockets.....	217
Triton-D8® Scan Tool,	
Accessories	856, 864
Triton-D10™ Scan Tool	843
Triton-D10™ Scan Tool,	
Accessories	851
Truck	
Axle Nut Sockets.....	671
Brake Tools.....	784, 785, 788, 790
Coolant Refillers.....	714
Cooling System Adaptor Sets	716
Diagnostic Software.....	871
Differential Service Tools.....	684
Differential Side Bearing Pullers.....	441, 442
Front Wheel Drive Tools	684
Heavy Duty Service Tools.....	461–466, 673, 682, 790
Impact Sockets	227
Service Trays.....	62
Socket Drivers.....	169
Sockets	161, 227, 671, 673
Tire Inflators	661
Transmission Service Tools	686, 687
Valve Diesel Tools	447
Wheel Lug/Retaining Nut Sockets	673
Wheel Pans.....	675
Tube	
Benders.....	417
Cutters.....	416
Flaring	416, 417
Turning Tools, Diesel.....	450
Tweezers, Soldering	643
Twist Sockets	
1/4" Drive	136
3/8" Drive.....	181
1/2" Drive	227
External Drive Hex Head	429
U	
U-Clamps.....	649
Ultraviolet Leak Detectors.....	514, 599–601, 706–707
Undercar	653–693
Air Chucks	662–663
Axle/Hub Pullers.....	683
Axle Nut Sockets.....	227, 670–671, 672, 684
Budd Wheel Tools	673–674
Caster-Camber Tools	681
Clutch Service Tools	689
Creepers.....	762–763
Differential Service Tools.....	684
Drive Shaft Tools	689
Front Wheel Drive Tools	684–685
Impact Socket Retainers.....	674
Lifting.....	690–693
Shackle Pin Sockets.....	227, 673
Spanner Sockets.....	671
Spindle Sockets.....	671–672
Strut Tools	682
Tire and Wheel General	
Service Tools	674–676, 680
Tire Changers.....	656–657
Tire Deflators	665
Tire Pressure Systems and Tools	322, 658–662
Transmission	
Service Tools	686–688
Tread Depth Gauges.....	663
Valve and Stem Tools	664
Wheel Alignment Tools.....	677–682
Wheel Balancing.....	653–655
Wheel Lug/Retaining Nut Sockets	665–670, 673
Wheel Torque Tools	664
Underhood	
Lights	514, 728
Service Trays.....	62
Universal	
Bit Sockets	123
Joint, Extensions	125, 219
Joint Sets	206, 219
Joint Tools	689
Joints, 1/4" Drive	109, 116, 117, 125, 135
Joints, 3/8" Drive	151, 180, 182, 194
Joints, 1/2" Drive	206, 219, 233
Joints, 3/4" Drive	236, 239
Joints, 1" Drive.....	247
Joints, 1-1/2" Drive.....	251
Joints, Swivel	125, 180, 219, 233, 239, 247, 251
Sockets, 1/4" Drive	109, 116–117
Sockets, 3/8" Drive.....	151, 159–160, 161, 165, 180, 188–190, 192
Sockets, 1/2" Drive.....	212
Sockets, Spark Plug	420
Upholstery and Trim Tools.....	798
US(1-6) Set Building.....	476–490
USB Power Units.....	517
Utility	
Knives	408–409
Lights	514
Stands.....	692
V	
Vacuums	
Cooling System Fillers	714, 715
Cordless	516
Handheld.....	823

Portable Spotter.....824
 Pressure Gauges..... 612, 617
 Pumps601, 704, 709, 779
 Sandblasters807
 Switch Sockets, Thermal 748
 Wet/Dry.....824

Valve
 Adjuster Sockets.....466
 Adjusting Tools449, 466, 752
 Air Processing..... 814
 Brushes 752
 Core Tools, A/C710, 713
 Cover Adaptors 737
 Cover Bolt Sockets 81, 745
 Cylinder Head 745, 754
 Diesel Tools 447
 Grease Control 738
 Guide Service Tools..... 752
 Holders.....753
 Keeper Tools 753
 Lifters 753
 Persuaders307, 473
 Removers..... 752, 753
 Service Tools.....752-754
 Spring Compressors/Depressors 754
 Stem Seal Pliers..... 418, 753
 Tire Valve Bits367, 659
 Tire Valve Core Torque 659
 Valve Persuader Wrench307, 473

Valves
 A/C.....710
 Air 575, 814
 Can Tappers..... 711
 Core.....710
 Tire and Stem..... 659

VANTAGE® Legend Scan Tool 847
VANTAGE® Legend Scan Tool, Accessories 854, 858

VANTAGE® Series
 Diagnostic Software..... 847, 871

VANTAGE® Ultra Scan Tool, Accessories 858

VANTAGE® Ultra Test System, Accessories 858

VERDICT® Scan Tool, Accessories..... 861
VersaTest™ 335
VersaTorq® 334
VERUS® Edge Scan Tool, Accessories.....862
VERUS® PRO Scan Tool, Accessories.....863
VERUS® Series Diagnostic Software.....871
Videoscopes..... 603-604

Vinyl Covers
 Air Tool, Boots.....551
 Diagnostic Workcenter 870
 Equipment, A/C Recycling, Recharging 704
 Equipment, Battery Chargers.....694
 Equipment, Smoke Machines.....598
 Fender761
 Motorcycle Gas Tank 467, 761
 Tool Storage, Combinations.....75-77
 Tool Storage, Road Chests..... 54
 Tool Storage, Roll Carts 76

Vinyl Grip, Pliers/Cutters381, 388, 389, 795

Vises
 Bench 813
 Forged 813
 High Visibility..... 813
 Jaw Caps 814
 Machinist's 813
 Mechanic's 813
 Utility..... 813

Volkswagen®/Audi®/Porsche® Service Tools
 Antenna/Mirror Tools802
 Axle Nut Sockets 672
 Bit Sockets122, 172, 216, 217
 Brake Tools 781, 785, 786, 787, 789, 790
 Cam Belt Wrenches 751
 Carburetor Tools 628
 Compression Adaptors..... 616
 Compression Gauges615
 Door Hinge Tools.....799
 Filter Sockets 459
 Fuel Injection Adaptors.....618
 Fuel Sensor Wrenches624
 Harmonic Balancer Tools..... 749
 Hose Clamp Pliers.....721
 Impact Sockets 220, 228
 Injector Pullers.....460
 Oil Filler Cap Tools.....741
 Oil Filter Sockets734, 736
 Personality Keys869
 Radiator Tools..... 716, 717, 718, 719, 720, 721, 741
 Scan Tools and Accessories..... 850, 857, 860, 863, 867
 Socket Drivers..... 168, 216
 Sockets, Fuel Filter 459
 Sockets, Injector 458
 Terminal Tools 611
 Timing Belt Pulley Holders..... 751
 Tire/Wheel Tools 670, 680
 Transmission Service Tools 686, 687
 Valve Adjustment Tools 754
 Valve Service Tools..... 753

Voltage
 Adaptors.....583
 Sensors 597

Volvo® Service Tools
 Belt Tensioning Tools 748
 Brake Tools 787
 Carburetor Tools 628
 Compression Gauge Adaptors 616
 Extension Sockets..... 164
 Filter Sockets 459, 734
 Glow Plug Adaptors..... 616
 Hose Clamp Pliers.....721
 Impact Sockets 463
 Oil Filter Wrenches 736
 Radiator Tools..... 716, 717, 718, 720, 721
 Scan Tools and Accessories.....851-852, 854, 856, 858, 859, 860-864, 867, 869
 Sockets, Fuel Filter 459
 Spring Shackle Pin Sockets..... 673
 Strut Sockets 682

Terminal Tools..... 611
 Valve Cover Adaptors 616
 Valve Service Tools..... 754
 Wrenches299

W

Wall Cabinets..... 63
Waste Oil Drains 739
Water Pump Sockets 746
Water Spray Nozzles 573, 821
WaveForm Demonstration Tool.....866
Weatherhead Sockets.....163, 213

Weight
 Hangers/Trays 339
 Sets..... 339

Welding..... 630-652
 Accessories 631, 633-635, 647
 Apparel.....637
 Auto Body Sets648
 Carts.....53, 639, 644, 651
 Clamps 648-649
 Dent Pullers 649-652, 791
 Gas Welding 631, 632, 639
 Gas Welding Kits 639
 Gloves/Sleeves..... 637
 Hammers.....647
 Helmets..... 645-647, 826
 Jacket 637
 Lenses637, 647
 MIG 630-632, 634
 MIG, Accessories 633-635
 MIG Welder Consumables 633
 Plasma Cutters and Consumables.....638-639
 Soldering..... 640-644
 Spot 634, 652
 Storage.....644
 Stud Gun Dent Pullers 651
 TIG Welders and Accessories 635-636
 Torches..... 631, 632, 633, 634, 635, 636, 639
 Torches, Flexible Neck.....631
 Workstations53, 639, 644

Wet/Dry Vacuums..... 824

Wheel..... 653-655
 Alignment Tools 677-682
 Alignment Wrenches680
 Axle Nut Sockets 227, 670-671, 672, 684
 Axle Pullers..... 489, 683
 Axle Spinners..... 676
 Balancers653, 654
 Balancers, Accessories..... 654-655
 Bead Breakers 657
 Budd Wheel Tools 673-674
 Calibration..... 338
 Chocks 675
 Cotter Pin Pullers 675
 Dollies 738
 General Service Tools680
 Grease and Dust Cap Tools 675, 680
 Hammers, Mallet 676
 Hangers..... 670
 Hub, Clamp Expanders..... 679

- Hub, Lock Tools 672
 Hub, Pullers 683
 Hub, Removal 683
 Pans 675
 Rim Tools 675
 Seal Pullers 676
 Sockets, Flip 659, 665, 666, 667
 Sockets, Lock 669
 Sockets, Lug Nut 665, 666, 667, 668, 669, 673
 Sockets, Shackle Pin 227, 673
 Sockets, Spanner 671
 Sockets, Spindle 671-672
 Sockets, Tire Carrier Assembly 674
 Stud Removers and Installers 669, 674
 Torque Tools 341, 664
 Truck Wheel Pans 675
 Weight Hammers 654
 Weight Pliers 654
- Wheels**
 Abrasive 576
 Cutter, Power Tool Accessories 566
 Flap 565
 Grinding 566
 Wire 550, 811
- Window/Windshield**
 Holders 802
 Removal Tools 800-801
 Sash Tools 801
 Scrapers 802
 Wiper Removers 801
- Wing Nut Sockets** 180
- Wire**
 Brushes 565, 701, 812
 Crimpers 386, 387, 388
 Cutters 388, 470
 Feed Welders 630-632
 Gauge Drill Bits 558
 Insertion Tools 604, 609
 Safety 470
 Strippers 386, 388
 Terminal Kits 609
 Terminal Tools 386, 609, 610, 701
 Twisters, Cutters 470
 Wheels 550, 811
- Wireless Modular**
 Diagnostic Equipment 844, 863
- Wobble**
 Extensions, 1/4" Drive 108, 109
 Extensions, 3/8" Drive 150
 Extensions, 1/2" Drive 204-205
 Screwdriver Bits 365
- Work Surfaces**
 Tool Storage 72-74
 Bed Liner 73
 Hardwood, Tool 20, 23, 24, 74
 Mats 72, 73, 74
 Rubber, Tool 51, 58, 67, 68, 69
 Stainless Steel 72
- Workbenches** 74, 814
- Workcenters**
 Accessories 79, 80, 81, 82, 825
 Classic Series 32-40
 EPIQ™ Series 8-22, 48
 Masters Series 27
- Workstations**
 Accessories 75-82
 Mobile, EPIQ™ Series 48
 Risers, Classic Series 38
 Welding 53, 639, 644
- Wrecking Bars** 376
- Wrenches** 256-308
 Adaptors, Ratcheting 266
 Adjustable 305-307, 313-315
 Adjustable, Crowfoot 293
 Adjustable, Spanner 308, 684
 Adjustable, Strap 308
 Adjustable, Torque 313-315, 323, 325-326, 669
 Adjustable, Valve Persuader 307, 473
 Air Compressor 449
 Aluminum 287, 307
 Angle Head 286
 Antenna 802
 Aviation, Socket 471
 Ball Hex 298, 301, 302
 Battery Terminals 701
 Belt Tensioning 455, 747, 748
 Bleeder 789
 Blue-Point®, Box, Locking Flex Head Ratcheting 269
 Blue-Point®, Box, Reversible Ratcheting, Offset 268
 Blue-Point®, Flex Head, Reversible Ratcheting Combination Offset 265-266
 Blue-Point®, Organizers 91
 Blue-Point®, Reversible Ratcheting Combination Offset 263-266
 Box, Combination 256-261, 262-263, 270-279
 Box, High Performance 262
 Box, Nonconductive Ratcheting 393
 Box, Offset, Spline 283
 Box, Ratcheting 267
 Box, Ratcheting A/C Service 713
 Box, Ratcheting Battery Terminal 701
 Box, Ratcheting Combination 256-261, 262-266
 Box, Ratcheting Crowfoot 292
 Box, Ratcheting Flex Head 269
 Box, Ratcheting High Performance 262
 Box, Ratcheting Spline 257, 259, 266, 283
 Box, Ratcheting T-Handle 267
 Box, Special Purpose/ Application 283-284
 Box, Striking 294-296
 Box, Torque Interchangeable Heads 311, 312, 325, 326, 329-330
 Box, Tubular 296
 Cam Belt 751
 Carburetor 628
 Caster/Camber 681
 Chain/Strap 308
 Combination, Flare Nut 288
 Combination, Flex-Combination 265-266
 Combination, Open End 256-261, 263-266, 270-279, 288
- Combination, Ratcheting Box 256-261, 262-266
 Combination, Spline 257, 259, 279
 Combination, T-Shape, L-Shape 298-299
 Crowfoot 289-294, 744
 Crowfoot, 1/4" Drive 289
 Crowfoot, 3/8" Drive 289-292, 453
 Crowfoot, 1/2" Drive 293-294
 Crowfoot, Oil Pressure Sender Switch 744
 Crowfoot, Open End 289, 290-291, 293
 Diesel 449, 451, 452, 457
 Differential 684
 Distributor 629
 Double End 284-286
 End Cap 736
 Extension 307
 Fan Clutch 452, 719
 Fan Clutch, Cooling 719
 Fan Clutch, Diesel 452
 Flank Drive®, Flank Drive® Plus, Box, Tubular 297
 Flank Drive®, Flank Drive® Plus, Adjustable/Cushion Handle 305
 Flank Drive®, Flank Drive® Plus, Combination 257-266, 270-278
 Flank Drive®, Flank Drive® Plus, Flare Nut, Crowfoot, 1/4" Drive 289
 Flank Drive®, Flank Drive® Plus, Flare Nut, Crowfoot, 3/8" Drive 289, 291-292
 Flank Drive®, Flank Drive® Plus, Flare Nut, Crowfoot, 1/2" Drive 294
 Flank Drive®, Flank Drive® Plus, Flex Head 263
 Flank Drive®, Flank Drive® Plus, Offset Box 257, 279-282, 297
 Flank Drive®, Flank Drive® Plus, Open End, Crowfoot 289, 290-291
 Flank Drive®, Flank Drive® Plus, Open End, Flare Nut 288
 Flank Drive®, Flank Drive® Plus, Ratcheting Box, No Offset, High Performance 262
 Flank Drive®, Flank Drive® Plus, Ratcheting Combination, No Offset 258-259, 260-262
 Flank Drive®, Flank Drive® Plus, Ratcheting Combination, No Offset/Spline 260-262
 Flank Drive®, Flank Drive® Plus, Reversible Ratcheting Box/Speed Open End 257
 Flank Drive®, Flank Drive® Plus, Reversible Ratcheting Combination, Offset 257
 Flank Drive®, Flank Drive® Plus, Reversible Ratcheting Combination/Spline 257
 Flank Drive®, Flank Drive® Plus, Specialty Box 283-284
 Flank Drive®, Flank Drive® Plus, Striking 295-296
 Flare Nut, Combination 288
 Flare Nut, Crowfoot 289, 291-292, 294

Flare Nut, Cummins® 449, 450
 Flare Nut, Torque
 Interchangeable Heads... 329, 330–331
 Flex Head.....263, 265, 266,
 269, 278, 312
 Flex Head, Combination265–266
 Flex Head, Flank Drive®,
 Flank Drive® Plus 263
 Flex Head, Ratcheting Box.....269
 Folding Sets..... 300–301
 Four Way.....286
 Fuel Filter.....452, 456, 620
 Fuel Line449
 Fuel Pressure Sensor..... 451, 624
 Fuel Pump.....449
 Fuel Sensor.....451, 455, 624
 Fuel Sensor, Diesel..... 451, 455
 Governor Gap 452
 Half Moon..... 283
 Hand Impact 749
 Headlamp Adjuster802
 Headlight.....802
 Heavy Duty,
 Impact..... 523, 524, 525, 528, 529
 Heavy Duty, Rack..... 681
 Heavy Duty, Striking, Box 295–296
 Heavy Duty Oil Filter735, 736
 Heavy Duty Truck..... 461, 465, 466
 Hex, Combination T and L-Shape298
 Hex, Ratcheting 799
 Hex Folding Sets 300–301
 Ignition.....285, 629, 751
 Ignition Module 629, 751
 Impact, Air520, 523–529
 Impact, Cordless.....496–498, 504
 L-Shape 302–305
 Latch-on® Head..... 269
 Midget..... 277–278, 280
 Motorcycle..... 467, 468, 469
 Newton Meter Torque.....314, 315, 318
 Nonconductive..... 393
 Offset Box..... 256–262, 263–266,
 283, 297, 686
 Oil Filter470, 735–736
 Open End, Combination256–261,
 263–266, 270–279, 288
 Open End, Crowfoot289–291, 293
 Open End, Flare Nut Combination.....288
 Open End, Flex Combination 265–266
 Open End, Ratcheting Box.....256–261,
 263–266
 Open End, Spline 257, 259
 Open End, Torque
 Interchangeable Heads..... 326–328
 Organizers.....89, 90, 91, 94, 570
 Oxygen Sensor..... 625–627
 Pan Plug 744
 Persuaders, Valve307, 473
 Pipe.....306
 Pliers.....306
 Pump..... 449, 451, 470
 Push Rod.....445, 453
 Radiator Cap 720
 Railroad..... 475

Ratcheting,
 Open End256–261, 263–266
 Ratcheting Box, A/C Service713
 Ratcheting Box, Battery Terminal.....701
 Ratcheting Box,
 Combination.....256–261, 262–266
 Ratcheting Box, Crowfoot..... 292
 Ratcheting Box, High Performance 262
 Ratcheting Box, Nonconductive..... 393
 Ratcheting Box,
 Open End256–261, 263–266
 Ratcheting Box,
 Spline 257, 259, 266, 283
 Ratcheting Box, T-Handle 267
 Ratcheting Box,
 Torque Interchangeable
 Heads..... 311, 312, 325, 326, 329–330
 Ratcheting Hex.....799
 Ratcheting Refrigeration713
 Ratcheting Tap426
 Retainers, Slugging.....294
 S-Shaped Flank Drive®,
 Flank Drive® Plus, Box.....284
 Serpentine Belt..... 455, 747, 748
 Slack Adjuster.....466
 Slimline 285
 Softjaw287
 Spanners..... 308, 711
 Special Purpose/
 Application..... 283–284, 299, 308,
 473, 751
 Spline, Open End 257, 259
 Spline, Oxygen Sensor 627
 Stands.....300
 Starter Bolt 452
 Strap308
 Striking.....294–296
 Swivel..... 735
 T-Handle, T-Shape..... 108, 267, 298,
 300, 320
 Tamper Resistant 283, 299, 301, 304
 Tension Pulley Spanner..... 751
 Torque.....309–321, 323–331, 340, 669
 Torque, Adjustable 313–315,
 323, 325–326, 669
 Torque, Bodies, Adjustable/Preset 323
 Torque, Heavy Duty466, 471,
 496, 497, 498, 747
 Torque, Insert Heads 326
 Torque, Newton Meter.....314, 315, 318
 Torque, Pneumatic340
 Torque Interchangeable Heads,
 Open Head 326–328
 TORX®, TORX Plus®, Box283
 TORX®, TORX Plus®, L-Shape..... 299
 TORX®, TORX Plus®,
 T-Shape 299, 300
 TORX®, TORX Plus® Folding Sets 301
 Transmission686
 Tubular296–297
 Tubular Handles.....296
 Turbo, Diesel..... 447, 457
 Vacuum Pump..... 470
 Valve Adjusting 449, 466
 Valve Persuader.....307, 473

Water Pump Pulley 746
 Water Sensor, Crowfoot..... 456
 Wheel Alignment680
 Wrenches, Blue-Point®, Organizers 91

Z

Zeus™ Scan Tool.....844
 Zeus™ Scan Tool, Accessories..... 852

Official Website
www.snapon.com

US Customer Service
1-877-762-7664
www.snapon.com
Click on Customer Service in upper right corner of website

Canada Customer Service
1-866-824-0524
www.snapon.com
Click on Customer Service in upper right corner of website

Snap-on Corporate
www.snapon.com/corporate
Request a Franchisee or Snap-on Representative
www.snapon.com
Click on Find a Franchisee in the upper right corner of website

Own a Snap-on Franchise
www.snaponfranchise.com

Snap-on Credit
1-877-777-8455
www.snaponcredit.com

Snap-on Business Solutions
www.sbs.snapon.com

Snap-on Tools International LLC (Foreign Military, US Exports and Distributors)
1-800-786-6600 ext 6473
www.snapon.com/international

Find us on ...



www.youtube.com/snaponscanner



www.facebook.com/SnaponTools



www.twitter.com/snapon_inc

Hand Tools
www.snapon.com/handtools

Power Tools
www.snapon.com/powertools

Tool Storage
www.snapon.com/toolstorage

Diagnostics
www.diagnostics.snapon.com

Diagnostics Product Support
1-877-447-6276
diagnostics_Support@snapon.com

Diagnostic Training – Online
www.diagnostics.snapon.com/trainingsolutions

Shop and Technician Tools
www.snapon.com/shoptools

Technical Support

Specialty Meters (circuit testers and multimeters)	1-888-382-6522
Trailer Harness Testers and Adaptors (YA7900A, YA7900AP, LT series)	1-888-786-7899
Handheld Gas Analyzers (all HHGA)	1-888-717-1333
Carbon Monoxide Analyzer (MT706A)	1-888-382-6522
Diagnostic Smoke™ Vapor Producing Machines	1-800-901-1988
Battery Chargers (EEBC100, 400, 500 and accessories)	1-866-713-6007
Electronic Battery Tester (EECS150, 350, 550, 750, DTac and microvat)	1-866-592-8052
ECO™ PLUS A/C Service Center, KoolKare Plus (EEAC325A, EEAC325B, EEAC324A, EEAC324B)	1-866-769-2788
Wheel Balancers and Tire Changers	1-800-225-5786
Pin Plates and Collet Sets (EEWB3-1A and EEWB3-4)	1-800-242-6687
TPMS3 Technical Support	1-888-621-8767
MIG/TIG Welders and Plasma Cutters	1-800-ABC-WELD
Heavy Duty Transmission Fluid Exchangers (EETF303B, EETF304B, EETF306A)	1-800-303-5874
BrakeKare™ Brake Flush System (EEBR311A)	1-800-393-1272 ext. 230
TransKare™ 1 ATF Exchanger (EETF305A)	1-877-906-1395, press 3 for technical support
FuelKare™ Fuel Service System (EEFS305A)	1-877-906-1395, press 3 for technical support
Fuel System Decarbonizer (EEFS505A)	1-877-776-8486
Blast Cabinet (All YA cabinets)	1-800-253-3661
Solvent Based Parts Washers (all PBC and PBD washers)	1-800-253-3661
Gauge Sets (Compression, Fuel Injection and Pressure)	1-855-779-8880

Snap-on General Contacts – International

Snap-on Australia Customer Service
1-800-810 581
www.snapontools.com.au
E-mail: sota.customerservice@snapon.com

Snap-on Japan
+81-3-5534-1280
www.snapon.co.jp

Snap-on Germany
www.snapon.de
+49-3723-6682012
E-mail: decustomerservice@snapon.com

Snap-on International
www.snapon.com/international

Snap-on Italy
www.snapon.it

Snap-on Mexico
www.snapon.com.mx

Snap-on Netherlands/Belgium
www.snap-on.eu
+31-251-209715
E-mail: nlcustomerservice@snapon.com

Snap-on UK
www.snapon.co.uk

Snap-on UK Customer Service
01536 413990
E-mail: kettcustomerservice@snapon.com

Government and Industrial

Snap-on Industrial
www.snapon.com/industrial

Snap-on Industrial Customer Service, US
1-877-740-1900
E-mail: order.crystallake.rcsc@snapon.com

Snap-on US Government Customer Service
1-888-418-5600
Fax: 1-888-418-5900
E-mail: contract.sales@snapon.com

Canada Industrial and Government Customer Service
1-888-451-8665
Fax: 1-888-447-8665
E-mail: canadacustomercare@snapon.com
Francais: canadaservicealclientele@snapon.com

Snap-on Tools International LLC (Foreign Military, US Exports and Distributors)
1-800-786-6600 Ext 6473
Fax: 1-262-656-4672
emails: Intl.sales@snapon.com

Snap-on Industrial UK
www.snapon-industrial.co.uk
Industrial and Government Customer Service
01536 413904
E-mail: industrialuk@snapon.com

Industrial Customer Service Australia
1800 811 480
E-mail: sota.ind.customerservice@snapon.com

Snap-on Equipment
www.snaponequipment.com
Equipment Service – North America
1-800-225-5786

SNAP-ON TOOLS INTERNATIONAL LLC

2801 80th Street
Kenosha, WI 53143

Telephone: For general inquiries 262-656-5200 (For export inquiries from within the USA) 1-262-656-6473

Fax: 1-262-656-1403 / 1-262-656-0837 **e-mail:** intl.sales@snapon.com

European Division Office – South

2801 80th Street
Kenosha, WI 53143
Telephone: 1-262-656-5288
Fax: 1-262-656-1403
e-mail: european.division.south@snapon.com

Asia/Pacific Division

25 Tagore Lane #01-02
Singapore 787602
Telephone: +(65) 6451-5570
Fax: +(65) 6459-1520
e-mail: enquire.cs@snapon.com
Internet: http://snapon.com.sg

South East Europe – Middle East/Africa

(SEEMEA) Division
P.O. Box 65 033
Athens 15410, Greece
Telephone: +30 210 6724828
Fax: +30 210 6725754
e-mail1: seemead@snapon.com
e-mail2: south.east.europe.mea.division@snapon.com

United Kingdom:

Snap-on Tools – Head Office and Distribution Centre

Telford Way
Kettering
Northants NN16 8SN, England
Telephone: 01536 413800
Fax: 01536 413900

Snap-on Industrial UK

Industrial Business Centre
38A Telford Way, Kettering
Northants NN16 8UN, England
Telephone: +44 (0)1536 413904
Fax: +44 (0)1536 413874
e-mail: industrialuk@snapon.com

U.K. Service Center

Snap-on Tools Ltd.
Telford Way,
Kettering
Northants NN16 8UN, England
Telephone: 01536 413800
Fax: 01536 410740
e-mail: kettcustserv@snapon.com

Snap-onTools (Australia) Pty LTD.

National Distribution Centre
80 Holbeche Road
P.O. Box 6077
Blacktown, NSW 2148 Australia
Telephone: (61) 2-9837-9100
Fax: (61) 2-9837-9199
e-mail: sota.customerservice@snapon.com

Snap-on do Brasil Comércio e Indústria Ltda.

Rua Juscelino Kubitschek de Oliveira, 470
Santa Bárbara d'Oeste, SP
13456-401 Brazil
Telephone: +55 (19) 2108 1000
Fax: +55 (19) 2108 1040
e-mail: IndustrialBrazil@snapon.com
Internet: www.snapon.com.br

Snap-on Tools B.V. – Netherlands

Snap-on Tools B.V.
De Trompet 2100
1967 DC HEEMSKERK
The Netherlands
Telephone: +31 (0) 20 5682666
Fax: +31 (0) 20-5682670
e-mail: benelux.info@snapon.com
Internet: www.snapon.com/nl

Snap-on Industrial Belgium & Luxembourg

SNA Germany GmbH
Willettstrasse 10
40822 Mettmann
Germany
Telephone: +32-(0)14-231967
Fax: +32-(0)14-232627
e-mail: industrial.be@snapon.com

Snap-on Dealer Group Germany Division

Geschäftsbereich Snap-on Tools
SNA Germany GmbH
Gewerbering 1
09337 Hohenstein-Ernstthal / OT Wustenbrand
Germany
Telephone: +49-(0)3723-66820-12/13
Fax: +49-(0)3723-66820-14
e-mail: decustomerservices@snapon.com
Internet: www.snapon.de

Snap-on Industrial International Division

SNA Germany GmbH
Willettstrasse 10
40822 Mettmann
Germany
Telephone: +33-(0) 3 88 65 61 50
Fax: +33-(0) 3 88 65 61 51
e-mail: snapon-intl.europe@snapon.com
Internet: www.snapon.com/eu/industrial

Snap-on Industrial Germany

SNA Germany GmbH
Willettstrasse 10
40822 Mettmann
Germany
Telephone: +49-(0)2104-950-911
Fax: +49-(0)2104-950-999
e-mail: Indus.germany@snapon.com
Internet: www.snapon-industrial.de

Snap-on Industrial USA Government Business Unit

SNA Germany GmbH
Willettstrasse 10
40822 Mettmann
Germany
Telephone: +49-(0)2104-950-928
Fax: +49-(0)2104-950-955
e-mail: Indus.germany@snapon.com

Snap-on Industrial Netherlands

SNA Germany GmbH
Willettstrasse 10
40822 Mettmann
Germany
Telephone: +31-(0)880 104000
Fax: +31-(0)880 104010
e-mail: industrial.nl@snapon.com
Internet: www.snapon-industrial.nl

Snap-on Tools Italia S.r.l.

Via Bizet, 13/15
20092 Cinisello Balsamo (MI), Italy
Telephone: +39 02 66 04 53 70
e-mail: indus.italia@snapon.com
Internet: www.snapon-industrial.it

Snap-on Tools Japan, K.K.

Snap-on, Bahco
2-1-6 Shinkiba, Koto-ku,
Tokyo, 136-0082 JAPAN
Telephone (Franchisee): +81-3-5534-1285
Telephone (Commercial): +81-3-5534-1293
Fax: 81-3-5534-1284
e-mail: SOJ-INFO@snapon.co.jp

SNAP-ON TOOLS INTERNATIONAL LLC

2801 80th Street
Kenosha, WI 53143

Telephone: For general inquiries 262-656-5200 (For export inquiries from within the USA) 1-262-656-6473

Fax: 1-262-656-1403 / 1-262-656-0837

e-mail: intl.sales@snapon.com

Snap-on Tools Pvt Ltd

Guwahati: Aditi Apartments,
5th Floor, Flat No. A,
Manik Nagar, 2nd Bylane,
Guwahati – 781 005

Snap-on Tools Pvt Ltd

Ludiana : Glada Height, Flat No 22,
Dugri Road, Ludhiana-141 003

Snap-on Tools Pvt Ltd

Jaipur : Flat No. 302,
Plot No. 27 & 27A
Surya Nagar, Taroon Ki Koot,
Tonk Road
Jaipur – 302 18

Snap-on Tools Singapore Pte. Ltd.

25 Tagore Lane #01-01
Singapore 787602
Telephone: +(65) 6451-5570
Fax: +(65) 6451-5574
e-mail: enquire.cs@snapon.com
Internet: http://snapon.com.sg

Snap-on Tools Singapore Pte. Ltd Malaysia Branch

B-6-10, Street Mall, One South
Jalan OS, Taman Serdang Perdana
43300 Seri Kembangan
Selangor, Malaysia
Telephone +(60-3) 8957 1938
Fax +(60-3) 8957 2938
e-mail: enquire.cs@snapon.com

Snap-on Tools Singapore Pte. Ltd Philippines Branch

Unit 801 Prime Land, Market St.
Madrigal Business Park, Ayala Alabang
Muntinlupa City, 1781 Philippines
Telephone: +(63-2) 8843 7935
Fax: +(63-2) 8843 7730
e-mail: enquire.cs@snapon.com

Snap-on Tools Singapore Pte. Ltd Indonesia Branch

Puri Indah Financial Tower Building,
17th Floor, Unit 1705
Jalan Puri Lingkar Dalam Blok T.8
Jakarta 11610
Indonesia
Telephone : +622122582222
e-mail: enquire.cs@snapon.com

Snap-on Tools Singapore Pte. Ltd Thailand Branch

4 Kanchanapisek Road,
Prawat, Prawat, Bangkok 10250
Tel: +66 2026 3255
e-mail: enquire.cs@snapon.com

Snap-on Trading (Shanghai) Co., Ltd.

Unit 2001-2005, Cross Tower
318 Fuzhou Road, Shanghai 200001
P. R. China
Telephone: +(8621) 6391-2388
Fax: +(8621) 6391-2382
e-mail: esales.cn@snapon.com
Internet: www.snapon.com.cn

Snap-on Tools Hong Kong Ltd.

Unit 2010, 20/F., Laford Centre,
838 Lai Chi Kok Road,
Cheung Sha Wan, Kowloon
Hong Kong
Telephone: +(852) 2370-3700
Fax: +(852) 2370-3400
e-mail: esales.hk@snapon.com
Internet: www.snapon.com.hk

Snap-on Tools Singapore Pte. Ltd. Taiwan Branch

3F-4, Wuquan 1st Road,
New Taipei Industrial Park
Xinzhuang District 248022,
New Taipei City, Taiwan, R.O.C.
Telephone: +(886) 2 2298 9789
Fax: +(886) 2 2298 2288
info.tw@snapon.com

Snap-on Tools Korea Ltd.

#201-205, #236 Sambo Techno
Tower 122, Jomaru-ro, 385beon-gil,
Bucheon, Gyeonggi-do,
Republic of Korea. 14556
Tel : +(82-32) 326-7310
Fax : +(82-32) 326-7312
enquire.cs@snapon.com
www.snaponkorea.com/

Snap-on Tools Private Limited Head Office and North Region Office

e-mail: esales.in@snapon.com.
Internet: www.snaponindia.in
Toll Free No: 1800-419-0450

Snap-on Tools Private Limited Western Region Office (Mumbai)

Dikap Chambers 404/406, 4th Floor
Fun Republic Lane,
Nr. Bansali Engineering
Veera Desai Road, Andheri West
Mumbai – 400053, Maharashtra, India
Telephone: 022-67020909/400
Fax: 022-67413788
e-mail: esales.in@snapon.com

Snap-on Tools Private Limited Southern Region Office (Bengaluru)

#132, Palace Cross Road
Near Palace Garden Apartment
Bengaluru – 560020,
Karnataka, India
Telephone: 080-65375197/98/99

Snap-on Tools Private Limited

North Region - Chandigarh Branch

Chandigarh: House No. 3234,
2nd Floor, Sector-27D
Near Radha Swami Satsang Vyas,
Chandigarh-160 019
Telephone: 07814087650,
07814187650

Snap-on Tools Private Limited

North Region - Lucknow Branch

Flat No. 806
Kalindi Ville
116-117, Vijayepur Faizabad Road
Gomti Nagar, Lucknow-2260610,
Uttar Pradesh, India

Snap-on Tools Private Limited

South Region - Chennai Branch

Flat # N, "Cee Dee Yes Enclave", Old # 1/3
New # 27, Kumaran Colony
Third Street, Vadapalani
Chennai – 600026, Tamil Nadu, India
Telephone: 044-43021304

Snap-on Tools Private Limited

South Region- Hyderabad Branch

1-8-308/4, 1st Floor, Beside Bajaj
Service Street # 1, Patigadda
Secunderabad – 500003, Telangana, India
Telephone: 040-27907650

Snap-on Tools Private Limited

East Regional Office -Kolkata

Kolkata : GA-120, Rajdanga Main Road,
Near GST Bhavan, Kolkata – 700 107
Telephone: 033-40081440 / 441

Snap-on Tools Private Limited

West Region - Pune Branch

GAT No. 2328/1, Chowkhi Dhani Road,
Off Nagar Road, Wagholi,
Pune-412207, Maharashtra, India
Telephone: 08956322112,
08956422112

Snap-on Tools Private Limited

West Region - Ahmedabad Branch

Ahmedabad : B No 2 Ravikiran C H SOC
NR Nava Vikas Gruh, Vasana
Ahmedabad -380 007
Telephone: 079-40051416

Snap-on Tools Private Limited

OTI Region - Sri Lanka

C/o 7A Castle Lane
Colombo-00400, Sri Lanka
Telephone: +94 11 2055162
Fax: +94 11 2055163

Snap-on Tools Private Limited

OTI Region - Pakistan Branch

Office #205, Second Flood
Progressive Plaza, Beaumont Road
Civil Lines, Karachi-75300, Pakistan
Telephone: +92 321 1700444

Snap-on/Sun de Mexico S.A. de C.V.

Av. Gustavo Baz No. 180-F
Col. San Jerónimo Tepetlacoalco
C.P. 54090
Tlalnepantla, Estado de México
Telephone: +(52) 55 5010 3000
e-mail: contactanos@snapon.com
www.snapon.com.mx

Snap-on South Africa

6 Hippo Park
12 Kubu Avenue
Riverhorse Valley
Durban 4051
South Africa
Telephone: +27 861 762 766
e-mail: enquiries@snapon.co.za
Internet: www.snapon.co.za

Snap-on Canada – Industrial Sales Division

Snap-on Tools of Canada Co.
195A Harry Walker Parkway North
Newmarket, ON
L3Y 7B3 Canada
Toll Free: 1-888-451-8665
Toll Free Fax: 1-888-447-8665
email: Canadaindustrial@snapon.com
Internet: www.snapon.com/canada

Calgary Velocity & National Repair Centre

7403-48th Street S.E.
Calgary, Alberta T2C 4H6
Telephone: 1-403-720-0525
Toll Free: 1-800-263-8665
Fax: 1-403-720-0550
Toll Free Fax: 1-888-638-1111

Snap-on Canada – Industrial Sales Division

Snap-on Tools of Canada Ltd.
16775 Yonge Street Suite 300
Newmarket, ON
L3Y 8J4 Canada
Toll Free: 1-888-451-8665
Toll Free Fax: 1-888-447-8665
email: Canadaindustrial@snapon.com
Internet: www.snapon.com/canada

For specific product warranty information contact your franchisees or Snap-on Customer Care Center via 1-877-762-7664 or email: nccsupport@snapon.com

Warranty for Products

Snap-on Logistics Company, or its assigns, ("Snap-on") warrants to customers who purchase products from authorized Snap-on distribution channels that Snap-on® brand products and Blue-Point® brand products will be free from defects in workmanship and materials for a duration described in each product's warranty code. The warranty duration depends upon the nature of the product. Prior to a product purchase, or if the product information for purchased product does not include a warranty code with the applicable duration, customer can obtain the product warranty code and warranty duration from a Snap-on franchisee or representative. If customer is not serviced by a Snap-on franchisee or representative, then the product warranty code and warranty duration may be obtained by contacting the Snap-on Customer Care Center via telephone at 1-877-762-7664 or e-mail nccsupport@snapon.com. Outside North America, contact the closest sales office shown on pages G2-G3. Consumable products are warranted, at the time of sale, only against defects in workmanship or materials that prevent their use. Consumable products are goods reasonably expected to be used up or damaged during use, including but not limited to drill bits, saw blades, grinding discs, sanding discs, knife blades, files, O2 sensors and batteries. To the extent permitted by law, this warranty only extends to the original customer and cannot be transferred or assigned.

During the applicable duration of the warranty, at its option, Snap-on will repair or replace its products which fail to give satisfactory service due to defective workmanship or materials, or provide a refund by repaying or crediting customer with an amount equal to the purchase price of such products. Repair, replacement or refund shall be at the election and expense of Snap-on, and is customer's exclusive remedy in place of all other rights and remedies. Any products or parts replaced or for which Snap-on has provided a refund are the property of Snap-on and will not be returned.

To obtain warranty service, return products to a Snap-on franchisee or representative.

For customers not serviced by a Snap-on franchisee or representative, contact the Snap-on Customer Care Center via telephone at 1-877-762-7664 or e-mail nccsupport@snapon.com. Outside North America, contact the closest sales office shown on pages G2-G3. The following information will be required with customer's warranty request: (1) date and proof of purchase, (2) where customer purchased the product, (3) full name, (4) shipping address, (5) phone number, (6) e-mail address, and (7) item number(s) or approximate weight of return package. Warranty requests that do not include all the required information will not be processed. Once the warranty request is validated, the customer will be provided a RGA number and will be sent a shipping label either electronically through e-mail or through the US mail, and must ship the product to Snap-on. Upon receipt of the product, the warranty claim will be reviewed and the product will be inspected. If the warranty request is found to be valid, the product will be repaired and returned to the customer or a replacement product or refund will be shipped to the customer. If the warranty claim is found to be invalid, the original product will be returned to the customer. By repairing or replacing a product, or providing a refund, Snap-on does not waive a claim that a product nevertheless has been subject to abnormal use.

If customer chooses not to (1) use a carrier that offers tracking or (2) insure or declare the full value of the product, customer will be responsible for any loss or damage to the product during shipping. Replacement or refund will not be issued unless a valid proof of delivery can be provided.

In addition to any limitations outlined in warranty codes provided with the product, Snap-on does NOT provide any warranty for (1) products labeled other than Snap-on or Blue-Point or (2) products subjected to "abnormal use". Products that are not labeled Snap-on or Blue-Point are subject to the warranty provided by the manufacturers of those products and Snap-on will pass along any such warranties, to the extent that it is permitted to do so, but it is not responsible for warranty services or processing warranty claims. "Abnormal use" includes misuse, accident, modification, unreasonable use, abuse, neglect, lack of maintenance, use in product related service, or use after the product is significantly worn. Abnormal use of tool storage units also includes, without limitation, situations when a unit is pulled using a mechanical vehicle, rolled over large drops, used in a highly corrosive environment, used as a step stool, modified with non-Snap-on parts, overloaded or modified in any way.

THE FOREGOING WARRANTY IS IN LIEU OF AND EXCLUDES ALL OTHER WARRANTIES NOT EXPRESSLY SET FORTH HEREIN, WHETHER EXPRESS, IMPLIED OR COLLATERAL, BY OPERATION OF LAW OR OTHERWISE, INCLUDING BUT NOT LIMITED TO ANY IMPLIED WARRANTIES OF MERCHANTABILITY OR FITNESS FOR A PARTICULAR PURPOSE.

Descriptions of product contained in this catalog are for the sole purpose of identifying product and shall not be construed as an express warranty.

LIMITATION OF LIABILITY. SNAP-ON AND ITS AFFILIATED COMPANIES AND THIRD PARTY SUPPLIERS SHALL NOT BE LIABLE FOR ANY INCIDENTAL, SPECIAL OR CONSEQUENTIAL LOSSES, COSTS OR DAMAGES INCURRED BY CUSTOMER OR OTHERS, INCLUDING PERSONAL INJURY OR DEATH, DIRECTLY OR INDIRECTLY ARISING FROM THE SALE, HANDLING OR USE OF THE PRODUCTS, OR FROM ANY OTHER CAUSE WITH RESPECT TO THE PRODUCTS OR THE FOREGOING WARRANTY, WHETHER SUCH CLAIM IS BASED UPON BREACH OF CONTRACT, BREACH OF WARRANTY, STRICT LIABILITY IN TORT, NEGLIGENCE OR ANY OTHER LEGAL THEORY (INCLUDING WITHOUT LIMITATION, LOST PROFITS, REVENUES, ANTICIPATED SALES, BUSINESS OPPORTUNITIES, GOODWILL, OR INTERRUPTION OF BUSINESS OR OTHER INJURY OR DAMAGE).

To the extent allowed by applicable law, this warranty and all rights and obligations hereunder shall be governed by and construed in accordance with the laws of the State of Wisconsin, without reference to principles of conflicts of laws. The rights and obligations of the parties hereunder shall not be governed by the 1980 U.N. Convention on Contracts for the International Sale of Goods.

All parts of this warranty apply to the extent permitted by law and unless restricted or prohibited by law. You may have greater rights pursuant to the legislation of your jurisdiction. Any provision which is prohibited or unenforceable in any jurisdiction shall, as to such jurisdiction, be ineffective to the extent of such prohibition or unenforceability but shall not affect the enforceability of such provision in any other jurisdiction.

Your Safety Is Important To Us

Personal safety and the proper use of tools and equipment are reflected in safety statements found throughout this catalog. More safety precautions for these products are detailed on pages W1 to W4.

Using the right tool and using it properly for the job it is designed for are both very important. It will help to safeguard the user as well as the tools and equipment.

Important Notice

We reserve the right to make changes in design or construction at any time without incurring any obligation in incorporating such changes in tools or equipment previously sold. We also reserve the right to discontinue the manufacture or offering for sale through Snap-on franchisee or representatives of any tools or equipment at such time as we consider necessary. We cannot accept the responsibility for the results of using tools which have been abused or badly worn, such as punches and chisels mushroomed by hammer blows, or the incorrect use of tools, or tools repaired by others. This catalog is distributed by Snap-on Incorporated globally and not all items may be available in each country. For detailed information about the availability and pricing, please contact your local Snap-on representative.

Tool Dimension Accuracy

Dimensions shown in this catalog have been rounded to the nearest fractional size or nearest tenth millimeter and are not exact product specifications. Ask your Snap-on representative for product specifications if required.

ISO 9001 Certified

The Snap-on Quality Management System, including merchandised product procurement, is certified to ISO 9001

ISO 14001/OHSAS 18001 Certified

Snap-on facilities are guided by the Snap-on Environmental, Health and Safety Management System, which is certified to ISO 14001 and OHSAS 18001. These certifications demonstrate that the Snap-on Quality, Environmental, Health and Safety Management Systems conform to internationally recognized quality standards as verified by independent audits.



Trademarks

The following are trademarks, some registered in the United States and other countries, of Snap-on Incorporated:

Snap-on®, Blue-Point®, BrakeKare™, Crud Truck®, Docker Locker®, D-TACT™, Dual 80®, ECO™ PLUS, ElectroTork®, ETHOS®, Fast-Track™, Flank Drive®, Flank Drive® Plus, FuelKare™, InPulse™, Instinct™, ISO-Ride® and design, KOOL KARE™ PLUS, Lock'n Roll®, Loxocket®, MicroVAT™, Mitchell®, MODIS™, PowerBank™, PowerCab™, PowerEdge™, PowerFlex™, PowerHouse™, PowerTop™, Scanner™, ShopKey®, ShopKey Live™, Slots-N-Dots™, SmartsSmoke®, SOLUS PRO™, SOLUS™, SOLUS Ultra®, Talon Grip™, TechAngle®, TechLog™, Techmemory™, Techwrench®, TORQLOG®, TORQOMETER®, Torque Tester™, Training Solutions®, TransDrive™ logo, Trans-Drive™, TransKare™, Vantage PRO™, Versameter®, Versatest™, Versatorq®, Versatorq1, VERUS®, THEBIS™.

Listed below are some other trademarks which appear throughout this catalog. They are the sole property of the owners.

4Runner®, Accord®, ACR®, Aerostar®, ARO®, Astro®, Avalanche®, Beetle®, Bonneville®, Boxster®, Bravada®, Cadillac®, Camaro®, Camry®, Caprice®, Caravan®, Cayenne®, Cherokee®, Civic®, Corolla®, Corvette®, Crossfire®, Crown Victoria®, DeVille®, Durango®, Element®, Envoy®, EOS®, Escalade®, Escort®, Fiesta®, Grand Am®, Grand Cherokee®, Grand Prix®, HHR®, Highlander®, Hummer®, Intrepid®, ION®, Jetta®, Latch-on®, Magnum®, Malibu®, Maxima®, Monte Carlo®, Mustang®, Odyssey®, Panama®, Passat®, Phillips®, Prelude®, Rabbit®, Ram®, Silverado®, Solstice®, Suburban®, Tahoe®, Tempo®, Thunderbird®, Torx®, Velcro®, Vibe®, Windstar®. All other marks are trademarks of their respective holders.

Showing Millimeter Sizes, Fractional and Decimal Inch Sizes, and Drill Number Sizes

Note: To convert from inches to millimeters, multiply by 25.4; to convert from millimeters to inches, multiply by 0.03937

M	DE	F	DN	M	DE	F	DN	M	DE	F	DN	M	DE	F	DN	M	DE	F	M	DE	F
0.10	0.0039	—	—	1.85	0.0728	—	—	—	0.1660	—	19	7.25	0.2854	—	—	13.49	0.5313	¹⁷ / ₃₂	35.00	1.3780	—
0.15	0.0059	—	—	—	0.0730	—	49	4.25	0.1673	—	—	7.30	0.2874	—	—	13.50	0.5315	—	36.00	1.4173	—
0.20	0.0079	—	—	1.90	0.0748	—	—	4.30	0.1693	—	—	—	0.2900	—	L	13.89	0.5469	³⁵ / ₆₄	36.51	1.4375	¹ / ₁₆
0.25	0.0098	—	—	—	0.0760	—	48	—	0.1695	—	18	7.40	0.2913	—	—	14.00	0.5512	—	37.00	1.4567	—
0.30	0.0118	—	—	1.95	0.0768	—	—	4.37	0.1719	¹¹ / ₆₄	—	—	0.2950	—	M	14.29	0.5625	⁹ / ₁₆	38.00	1.4961	—
—	0.0135	—	80	1.98	0.0781	⁵ / ₆₄	—	—	0.1730	—	17	7.50	0.2953	—	—	14.50	0.5709	—	38.10	1.5000	¹ / ₂
0.35	0.0138	—	—	—	0.0785	—	47	4.40	0.1732	—	—	7.54	0.2969	¹⁹ / ₆₄	—	14.68	0.5781	³⁷ / ₆₄	39.00	1.5354	—
—	0.0145	—	79	2.00	0.0787	—	—	—	0.1770	—	16	7.60	0.2992	—	—	15.00	0.5906	—	39.69	1.5625	¹ / ₈
0.40	0.0156	¹ / ₆₄	—	2.05	0.0807	—	—	4.50	0.1772	—	—	—	0.3020	—	N	15.08	0.5938	¹⁹ / ₃₂	40.00	1.5748	—
0.40	0.0157	—	—	—	0.0810	—	46	—	0.1800	—	15	7.70	0.3031	—	—	15.48	0.6094	³⁹ / ₆₄	41.00	1.6142	—
—	0.0160	—	78	—	0.0820	—	45	4.60	0.1811	—	—	7.75	0.3051	—	—	15.50	0.6102	—	41.28	1.6250	¹ / ₈
0.45	0.0177	—	—	2.10	0.0827	—	—	—	0.1820	—	14	7.80	0.3071	—	—	15.88	0.6250	⁵ / ₈	42.00	1.6535	—
—	0.0180	—	77	2.15	0.0846	—	—	4.70	0.1850	—	13	7.90	0.3110	—	—	16.00	0.6299	—	42.86	1.6875	¹¹ / ₁₆
0.50	0.0197	—	—	—	0.0860	—	44	4.75	0.1870	—	—	7.94	0.3125	⁵ / ₁₆	—	16.27	0.6406	⁴¹ / ₆₄	43.00	1.6929	—
—	0.0200	—	76	2.20	0.0866	—	—	4.76	0.1875	³ / ₁₆	—	8.00	0.3150	—	—	16.50	0.6496	—	44.00	1.7323	—
—	0.0210	—	75	2.25	0.0886	—	—	4.80	0.1890	—	12	—	0.3160	—	O	16.67	0.6563	²¹ / ₃₂	44.45	1.7500	¹ / ₄
0.55	0.0217	—	—	—	0.0890	—	43	—	0.1910	—	11	8.10	0.3189	—	—	17.00	0.6693	—	45.00	1.7717	—
—	0.0225	—	74	2.30	0.0906	—	—	4.90	0.1929	—	—	8.20	0.3228	—	—	17.07	0.6719	⁴³ / ₆₄	46.00	1.8110	—
0.60	0.0236	—	—	2.35	0.0925	—	—	—	0.1935	—	10	—	0.3230	—	P	17.46	0.6875	¹¹ / ₁₆	46.04	1.8125	¹ / ₁₆
—	0.0240	—	73	—	0.0935	—	42	—	0.1960	—	9	8.25	0.3248	—	—	17.50	0.6890	—	47.00	1.8504	—
—	0.0250	—	72	2.38	0.0938	³ / ₃₂	—	5.00	0.1969	—	—	8.30	0.3268	—	—	17.86	0.7031	⁴⁵ / ₆₄	47.63	1.8750	¹ / ₈
0.65	0.0256	—	—	2.40	0.0945	—	—	—	0.1990	—	8	8.33	0.3281	²¹ / ₆₄	—	18.00	0.7087	—	48.00	1.8898	—
—	0.0260	—	71	—	0.0960	—	41	5.10	0.2008	—	—	8.40	0.3307	—	—	18.26	0.7188	²³ / ₃₂	49.00	1.9291	—
0.70	0.0276	—	—	2.45	0.0965	—	—	—	0.2010	—	7	—	0.3320	—	Q	18.50	0.7283	—	49.21	1.9375	¹ / ₁₆
—	0.0280	—	70	—	0.0980	—	40	5.16	0.2031	¹³ / ₆₄	—	8.50	0.3346	—	—	18.65	0.7344	⁴⁷ / ₆₄	50.00	1.9685	—
—	0.0292	—	69	2.50	0.0984	—	—	—	0.2040	—	6	8.60	0.3386	—	—	19.00	0.7480	—	50.80	2.0000	2
0.75	0.0295	—	—	—	0.0995	—	39	5.20	0.2047	—	—	—	0.3390	—	R	19.05	0.7500	³ / ₄	51.00	2.0079	—
—	0.0310	—	68	—	0.1015	—	38	—	0.2055	—	5	8.70	0.3425	—	—	19.45	0.7656	⁴⁹ / ₆₄	52.00	2.0472	—
0.79	0.0313	¹ / ₃₂	—	2.60	0.1024	—	—	5.25	0.2067	—	—	8.73	0.3438	¹¹ / ₃₂	—	19.50	0.7677	—	52.39	2.0625	² / ₁₆
0.80	0.0315	—	—	—	0.1040	—	37	5.30	0.2087	—	—	8.75	0.3445	—	—	19.84	0.7813	²⁵ / ₃₂	53.00	2.0866	—
—	0.0320	—	67	2.70	0.1063	—	—	—	0.2090	—	4	8.80	0.3465	—	—	20.00	0.7874	—	53.98	2.1250	² / ₈
—	0.0330	—	66	—	0.1065	—	36	5.40	0.2126	—	—	—	0.3480	—	S	20.24	0.7969	⁵¹ / ₆₄	54.00	2.1260	—
0.85	0.0335	—	—	2.75	0.1083	—	—	—	0.2130	—	3	8.90	0.3504	—	—	20.50	0.8071	—	55.00	2.1654	—
—	0.0350	—	65	2.78	0.1094	⁷ / ₆₄	—	5.50	0.2165	—	—	9.00	0.3543	—	—	20.64	0.8125	¹³ / ₁₆	55.56	2.1875	² / ₈
0.90	0.0354	—	—	—	0.1100	—	35	5.56	0.2188	⁷ / ₃₂	—	—	0.3580	—	T	21.00	0.8268	—	56.00	2.2047	—
—	0.0360	—	64	2.80	0.1102	—	—	5.60	0.2205	—	—	9.10	0.3583	—	—	21.03	0.8281	⁵³ / ₆₄	57.00	2.2441	—
—	0.0370	—	63	—	0.1110	—	34	—	0.2210	—	2	9.13	0.3594	²³ / ₆₄	—	21.43	0.8438	²⁷ / ₃₂	57.15	2.2500	² / ₄
0.95	0.0374	—	—	—	0.1130	—	33	5.70	0.2244	—	—	9.20	0.3622	—	—	21.50	0.8465	—	58.00	2.2835	—
—	0.0380	—	62	2.90	0.1142	—	—	5.75	0.2264	—	—	9.25	0.3642	—	—	21.83	0.8594	⁵⁵ / ₆₄	58.74	2.3125	² / ₁₆
—	0.0390	—	61	—	0.1160	—	32	—	0.2280	—	1	9.30	0.3661	—	—	22.00	0.8661	—	59.00	2.3228	—
1.00	0.0394	—	—	3.00	0.1181	—	—	5.80	0.2283	—	—	—	0.3680	—	U	22.23	0.8750	⁷ / ₈	60.00	2.3622	—
—	0.0400	—	60	—	0.1200	—	31	5.90	0.2323	—	—	9.40	0.3701	—	—	22.50	0.8858	—	60.33	2.3750	² / ₈
—	0.0410	—	59	3.10	0.1220	—	—	—	0.2340	—	A	9.50	0.3740	—	—	22.62	0.8906	⁵⁷ / ₆₄	61.00	2.4016	—
1.05	0.0413	—	—	3.18	0.1250	¹ / ₈	—	5.95	0.2344	¹⁵ / ₆₄	—	9.53	0.3750	³ / ₈	—	23.00	0.9055	—	61.91	2.4375	² / ₁₆
—	0.0420	—	58	3.20	0.1260	—	—	6.00	0.2362	—	—	—	0.3770	—	V	23.02	0.9063	²⁹ / ₃₂	62.00	2.4409	—
—	0.0430	—	57	3.25	0.1280	—	—	—	0.2380	—	B	9.60	0.3780	—	—	23.42	0.9219	⁵⁹ / ₆₄	63.00	2.4803	—
1.10	0.0433	—	—	—	0.1285	—	30	6.10	0.2402	—	—	9.70	0.3819	—	—	23.50	0.9252	—	63.50	2.5000	² / ₁₂
1.15	0.0453	—	—	3.30	0.1299	—	—	—	0.2420	—	C	9.75	0.3838	—	—	23.81	0.9375	¹⁵ / ₁₆	64.00	2.5197	—
—	0.0465	—	56	3.40	0.1339	—	—	6.20	0.2441	—	—	9.80	0.3858	—	—	24.00	0.9449	—	65.00	2.5591	—
1.19	0.0469	³ / ₆₄	—	—	0.1360	—	29	6.25	0.2460	—	D	—	0.3860	—	W	24.21	0.9531	⁶¹ / ₆₄	65.09	2.5625	² / ₈
1.20	0.0472	—	—	3.50	0.1378	—	—	6.30	0.2480	—	—	9.90	0.3898	—	—	24.50	0.9646	—	66.00	2.5984	—
1.25	0.0492	—	—	—	0.1405	—	28	6.35	0.2500	¹ / ₄	E	9.92	0.3906	²⁵ / ₆₄	—	24.61	0.9688	³¹ / ₃₂	66.68	2.6250	² / ₈
1.30	0.0512	—	—	3.57	0.1406	⁹ / ₆₄	—	6.40	0.2520	—	—	10.00	0.3937	—	—	25.00	0.9843	—	67.00	2.6378	—
—	0.0520	—	55	3.60	0.1417	—	—	6.50	0.2559	—	—	—	0.3970	—	X	25.00	0.9844	⁶³ / ₆₄	68.00	2.6772	—
1.35	0.0531	—	—	—	0.1440	—	27	—	0.2570	—	F	—	0.4040	—	Y	25.40	1.0000	1	68.26	2.6875	² / ₁₆
—	0.0550	—	54	3.70	0.1457	—	—	6.60	0.2598	—	—	10.32	0.4063	¹³ / ₃₂	—	26.00	1.0236	—	69.00	2.7165	—
1.40	0.0551	—	—	—	0.1470	—	26	—	0.2610	—	G	—	0.4130	—	Z	26.99	1.0625	¹ / ₁₆	69.85	2.7500	² / ₄
1.45	0.0571	—	—	3.75	0.1476	—	—	6.70	0.2638	—	—	10.50	0.4134	—	—	27.00	1.0630	—	70.00	2.7559	—
1.50	0.0591	—	—	—	0.1495	—	25	6.75	0.2656	¹⁷ / ₆₄	—	10.72	0.4219	²⁷ / ₆₄	—	28.00	1.1024	—	71.00	2.7953	—
—	0.0595	—	53	3.80	0.1496	—	—	6.75	0.2657	—	—	11.00	0.4331	—	—	28.58	1.1250	¹ / ₈	71.44	2.8125	² / ₁₆
1.55	0.0610	—	—	—	0.1520	—	24	—	0.2660	—	H	11.11	0.4375	⁷ / ₁₆	—	29.00	1.1417	—	72.00	2.8346	—
1.59	0.062																				

#1

FRANCHISE FOR VETERANS

TOOL BRAND IN THE WORLD

★ INCENTIVES FOR HONORABLY DISCHARGED VETERANS ★



SnaponFranchise.com



Snap-on is a trademark, registered in the United States and other countries, of Snap-on Incorporated. All rights reserved.
©Snap-on Incorporated 2023. All other marks are trademarks of their respective holders.

To learn more about Snap-on, talk to your Franchisee or other sales representative, or visit [snapon.com](https://www.snapon.com).

[snapon.com](https://www.snapon.com) | 1.877.762.7664